

**MILLARD PUBLIC SCHOOLS  
SCHOOL DISTRICT NO. 17  
NOTICE OF MEETING**

Notice is hereby given of a Board of Education meeting of School District No. 17, in the County of Douglas, which will be held at 6:00 p.m. on **Monday, February 3, 2020** at 5606 South 147th Street, Omaha, Nebraska.

Agenda for such meeting, kept continuously current, is available for public inspection at the office of the superintendent at 5606 South 147th Street, Omaha, Nebraska.

Stacy Jolley  
Secretary

1-31-20

**THE DAILY RECORD  
OF OMAHA**  
JASON W. HUFF, Publisher  
**PROOF OF PUBLICATION**

UNITED STATES OF AMERICA, }  
The State of Nebraska, } ss.  
District of Nebraska, }  
County of Douglas, }  
City of Omaha, }

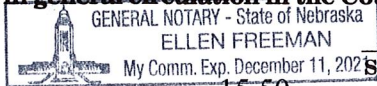
J. BOYD

being duly sworn, deposes and says that she is

LEGAL EDITOR

of THE DAILY RECORD, of Omaha, a legal newspaper, printed and published daily in the English language, having a bona fide paid circulation in Douglas County in excess of 300 copies, printed in Omaha, in said County of Douglas, for more than fifty-two weeks last past; that the printed notice hereto attached was published in THE DAILY RECORD, of Omaha, on  
January 31, 2020

That said Newspaper during that time was regularly published and in general circulation in the County of Douglas, and State of Nebraska.



Subscribed in my presence and sworn to before  
Publisher's Fee \$ 15.50 me this 31st day of  
Additional Copies \$ January 20  
Total \$ 15.50

Notary Public in and for Douglas County,  
State of Nebraska



**ACKNOWLEDGMENT OF RECEIPT  
OF NOTICE OF MEETING**

The undersigned members of the Board of Education of Millard, District #017, Omaha, Nebraska, hereby acknowledge receipt of advance notice of a meeting of said Board of Education and the agenda for such meeting held at 6:00 P.M. on February 3, 2020, at the Don Stroh Administration Center, 5606 South 147 Street, Omaha, NE 68137

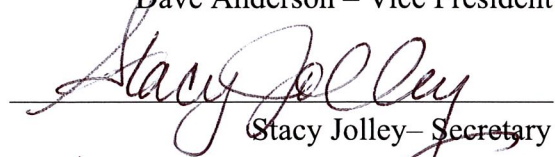
Dated this 3rd day of February, 2020



Linda Poole – President



Dave Anderson – Vice President




Stacy Jolley – Secretary



Amanda McGill Johnson – Treasurer

Mike Kennedy




Mike Pate



Elaine Whetstone – MNHS Representative



George Abalekpor – MSHS Representative



Sophie Hill – MWHS Representative

## ***Request to Address the Millard Board of Education***

If you wish to speak, please fill out this form and give it to the Board President, before the meeting. The Board President will call on you to speak at the appropriate time.

Although business and committee meetings are held in public and visitors are welcome, they are not public meetings or forums. However, the agenda sets aside two times for public comments. Visitors are invited to address the Board about agenda items during Public Comments near the beginning of the meeting. Visitors wishing to discuss subjects not on the agenda are invited to speak during Public Comments near the end of the meeting. During the rest of the meeting, audience members do not participate in discussion.

The President may limit the time for presentations. If there are numerous requests to address the Board on the same topic, the President may recognize representatives to speak. Any organized group should limit its comments to those of its appointed spokesperson. The President may limit the number of persons permitted to speak on any specific topic.

Name Jennifer Petersen Date February 4, 2020

Address 19326 Spencer St, Elkhorn, NE 68022

Are you a resident of the Millard School District?  Yes  No

Organization Represented (if any) United States Marine Corps

Relationship to Millard Schools:

Student  Employee  Parent  Patron  Other

Item on the agenda to be addressed Subject not on agenda

Specific purpose Leadership Training Opportunities for students and staff at the high schools.



**BOARD OF EDUCATION  
MEETING**



**February 3, 2020**

BOARD OF EDUCATION  
MILLARD PUBLIC SCHOOLS  
OMAHA, NEBRASKA

BOARD MEETING  
FEBRUARY 3, 2020  
6:00 P.M.

DON STROH ADMINISTRATION CENTER  
5606 SOUTH 147TH STREET

AGENDA

**A. Call to Order**

**The Public Meeting Act is posted on the wall and available for public inspection.**

**B. Pledge of Allegiance**

**C. Roll Call**

**D. Showcase - Recognition of Students**

**E. Public Comments on agenda items** – This is the proper time for public questions and comments on agenda items only. Please make sure a request form is given to the Board President before the meeting begins.

**F. Routine Matters**

1. \*Approval of Board of Education Minutes - January 20, 2020
2. \*Approval of Bills and receive the Treasurer's Report and Place on File

**G. Information Items**

1. Superintendent's Comments
2. Board Comments/Announcements
3. Report from Student Representatives

**H. Unfinished Business - None**

**I. New Business**

1. Reaffirm Rule 2100.10: Administration - Director of Special Education
2. Reaffirm Policy 3642: Support Services - Construction Procedures - Contracts
3. Reaffirm Rule 3642.1: Support Services - Background Checks - Contracts
4. Approval of Rule 5480.2: Student Services - Searches by Detection Dogs
5. Adoption of Rule 7500.2: Technology- Student Personal Digital Devices- Acceptable Use
6. Approval of Contract for Hitchcock Elementary School Rooftop Unit Replacement
7. Approval of Contract for Disney Elementary School Loading Dock Replacement
8. Approval of Contract for Beadle Middle School Paving Replacement Phase III
9. Approval of Contract for Millard North High School Locker Replacements
10. Approval of Contract for Abbott Elementary School Re-Roofing Phase II
11. Approval of Program Proposal: Millard West High School AP Capstone
12. Approval of 2021-22 Student Calendar
13. Approval of MPS Writing Assessment (10th grade) Cut Score
14. Approval of Personnel Actions: Recommendation to Hire, Resignation Agenda, Voluntary Separation Program (VSP); Contract Addendum

**J. Reports**

1. Enrollment Report - Mid Year
2. Legislative Report

**K. Future Agenda Items/ Board Calendar**

1. Legislative Issues Conference on February 9 - February 10, 2020 in Lincoln.
2. Committee of the Whole Meeting on Monday, February 10, 2020 at 6:00 p.m. at the Don Stroh Administration Center
3. No School for Students February 13-14, 2020 – Conferences/Staff Development
4. No School for Students February 17, 2020 – Presidents' Day
5. Board of Education Meeting on Monday, March 2, 2020 at 6:00 p.m. at the Don Stroh Administration Center
6. Committee of the Whole Meeting on Monday, March 9, 2020 at 6:00 p.m. at the Don Stroh Administration Center
7. Spring Break – No School March 16-20, 2020
8. District Office Closed on Friday, March 20, 2020
9. Annual Luncheon for Retired Certified Staff on Tuesday, March 17, 2020 at 12:00 noon at Millard South High School Cafeteria

- L. Public Comments** - This is the proper time for public questions and comments on any topic. Please make sure a request form is given to the Board President before the meeting begins.

**M. Adjournment**

All items indicated by an asterisk (\*) will comprise the Consent Agenda and may be acted on in a single motion. Items may be deleted from the Consent Agenda by request of any board member.

BOARD OF EDUCATION  
MILLARD PUBLIC SCHOOLS  
OMAHA, NEBRASKA

BOARD MEETING  
FEBRUARY 3, 2020  
6:00 P.M.

DON STROH ADMINISTRATION CENTER  
5606 SOUTH 147TH STREET

ADMINISTRATIVE MEMORANDUM

A. Call to Order

**The Public Meeting Act is posted on the wall and available for public inspection.**

B. Pledge of Allegiance

C. Roll Call

D. Showcase - Recognition of Students

E. Public Comments on agenda items – This is the proper time for public questions and comments on agenda items only.  
Please make sure a request form is given to the Board President before the meeting begins.

F.1\* Motion by \_\_\_\_\_, seconded by \_\_\_\_\_, to approve the Board of Education Minutes from January 20, 2020. (See enclosure)

F.2\* Motion by \_\_\_\_\_, seconded by \_\_\_\_\_, to approve the bills, receive the Treasurer's Report and Place on File. (See enclosure)

G.1 Superintendent's Comments

G.2 Board Comments/Announcements

G.3 Report from Student Representatives

H.1 Unfinished Business - None

I.1 Motion by \_\_\_\_\_, seconded by \_\_\_\_\_, to reaffirm Rule 2100.10: Administration - Director of Special Education. (See enclosure)

I.2 Motion by \_\_\_\_\_, seconded by \_\_\_\_\_, to reaffirm Policy 3642: Support Services - Construction Procedures - Contracts. (See enclosure)

I.3 Motion by \_\_\_\_\_, seconded by \_\_\_\_\_, to reaffirm Rule 3642.1: Support Services - Background Checks - Contracts. (See enclosure)

I.4 Motion by \_\_\_\_\_, seconded by \_\_\_\_\_, to approve Rule 5480.2: Student Services - Searches by Detection Dogs. (See enclosure)



- I.5 Motion by \_\_\_\_\_, seconded by \_\_\_\_\_, to adopt Rule 7500.2: Technology- Student Personal Digital Devices- Acceptable Use. (See enclosure)
- I.6 Motion by \_\_\_\_\_, seconded by \_\_\_\_\_, that the contract for the Hitchcock Elementary School Rooftop Unit Replacement be awarded to Ray Martin Company in the amount of \$429,800 and that the Chief Financial Officer be authorized to execute any and all documents related to such project. (See enclosure)
- I.7 Motion by \_\_\_\_\_, seconded by \_\_\_\_\_, that the contract for the Disney Elementary School Loading Dock Replacement be awarded to Cormaci Construction in the amount of \$50,886.31 and that the Chief Financial Officer be authorized to execute any and all documents related to such project. (See enclosure)
- I.8 Motion by \_\_\_\_\_, seconded by \_\_\_\_\_, that the contract for the Beadle Middle School Paving Replacement Phase III be awarded to Carley Construction, LLC in the amount of \$224,933.70 and that the Chief Financial Officer be authorized to execute any and all documents related to such project. (See enclosure)
- I.9 Motion by \_\_\_\_\_, seconded by \_\_\_\_\_, that the contract for the Millard North High School Locker Replacements be awarded to DeBourgh Manufacturing Company in the amount of \$51,303 and that the Chief Financial Officer be authorized to execute any and all documents related to such project. (See enclosure)
- I.10 Motion by \_\_\_\_\_, seconded by \_\_\_\_\_, that the contract for the Abbott Elementary School Re-Roofing Phase II be awarded to White Castle Roofing in the amount of \$130,615 and that the Chief Financial Officer be authorized to execute any and all documents related to such project. (See enclosure)
- I.11 Motion by \_\_\_\_\_, seconded by \_\_\_\_\_, to approve the Millard West High School AP Capstone Preliminary Program Proposal. (See enclosure)
- I.12 Motion by \_\_\_\_\_, seconded by \_\_\_\_\_, to approve the School Calendar for the 2021-22 school year. (See enclosure)
- I.13 Motion by \_\_\_\_\_, seconded by \_\_\_\_\_, to approve the 10th Grade Writing Assessment Cut Score. (See enclosure)
- I.14 Motion by \_\_\_\_\_, seconded by \_\_\_\_\_, to approve the Recommendation to Hire, Resignation Agenda, Voluntary Separation Notification (VSP), Contract Addendum. (See enclosure)

K. Reports

1. Enrollment Report - Mid Year
2. Legislative Report

L. Future Agenda Items/ Board Calendar

1. Legislative Issues Conference on February 9 - February 10, 2020 in Lincoln.
2. Committee of the Whole Meeting on Monday, February 10, 2020 at 6:00 p.m. at the Don Stroh Administration Center
3. No School for Students February 13-14, 2020 – Conferences/Staff Development
4. No School for Students February 17, 2020 – Presidents' Day
5. Board of Education Meeting on Monday, March 2, 2020 at 6:00 p.m. at the Don Stroh Administration Center
6. Committee of the Whole Meeting on Monday, March 9, 2020 at 6:00 p.m. at the Don Stroh Administration Center
7. Spring Break – No School March 16-20, 2020
8. District Office Closed on Friday, March 20, 2020
9. Annual Luncheon for Retired Certified Staff on Tuesday, March 17, 2020 at 12:00 noon at Millard South High School Cafeteria

M. Public Comments - This is the proper time for public questions and comments on any topic.  
Please make sure a request form is given to the Board President before the meeting begins.

N. Adjournment

All items indicated by an asterisk (\*) will comprise the Consent Agenda and may be acted on in a single motion. Items may be deleted from the Consent Agenda by request of any board member.

MILLARD PUBLIC SCHOOLS  
SCHOOL DISTRICT NO. 17

A meeting of the Board of Education of the School District No. 17, in the county of Douglas in the state of Nebraska was convened in open and public session at 6:00 p.m., Monday, January 20, 2020, at the Don Stroh Administration Center, 5606 South 147<sup>th</sup> Street.

Notice of this meeting was given in advance thereof by publication in the Daily Record on Friday, January 17, 2020 a copy of the publication is being attached to these minutes. Notice of this meeting was given to all members of the Board of Education and a copy of their Acknowledgment of Receipt of Notice and the agenda are attached to these minutes. Availability of the agenda was communicated in advance notice and in the notice of the Board of Education of this meeting. All proceedings hereafter shown were taken while the convened meeting was open to the attendance of the public.

President Linda Poole announced that the open meeting laws are posted and available for public inspection and asked everyone to join in the Pledge of Allegiance.

Roll call was taken. Mr. Kennedy, Mrs. McGill Johnson, Mrs. Pools, Mr. Anderson, Mrs. Jolley, and Mr. Pate were present.

Student Showcase highlighted All-State music.

Mrs. Poole announced this is the proper time for public questions and comments on agenda items only. There were five requests to speak. Speaking in this order were: Doug Kagan of 416 So. 130th St, Jan Delay of 19014 Josephine St., Candy Iberg of 3908 S. 183rd Ave., Micki Urban of 5623 S. 192nd St. and Knut Haasch of 14405 Shirley Cir.. All speakers spoke in support of the proposed bond election.

Motion was made by Mike Kennedy, seconded by Stacy Jolley, to approve the Board of Education minutes for January 6, 2020, approve the bills and receive the treasurer's report and place on file. Voting in favor of said motion was: Mr. Pate, Mr. Kennedy, Mrs. McGill Johnson, Mrs. Poole, Mr. Anderson, and Mrs. Jolley. Voting against were: None. Motion carried.

Mr. Anderson provided a summary of the Committee of the Whole from January 13, 2020.

Mrs. Poole asked the scouts in the audience to introduce themselves and the badge they are currently working on.

**Superintendent's Comments:**

Dr. Sutfin said last Friday we had our first eLearning day due to inclement weather. He said many cool things were shared via social media. Dr. Sutfin said today was a teacher professional development day. He thanked several members from his team for making this a great day. He also thanked Director of Staff Development & Instructional Improvement, Dr. Todd Tripple for his leadership in coordinating this big day.

**Board Comments:**

Mike Pate:

Mr. Pate thanked the community members who took the time to come out tonight. Mike Pate said the district's buildings hold \$750 million in real estate value, which is subject to daily wear and tear. Taking care of these facilities is very important. He hopes the community will support the bond initiative.

Stacy Jolley:

Mrs. Jolley echoed what Mr. Pate said. She also thanked the Millard parents and community who took the time to speak tonight. Mrs. Jolley thanked the parents who have stepped up to help spread the word throughout the community.

Dave Anderson: None

Amanda McGill Johnson:

Mrs. McGill Johnson thanked the speakers for their support of the bond initiative.

Mike Kennedy:

Mr. Kennedy shared a quote from Dr. Martin Luther King. Mr. Kennedy thanked the speakers and said the bond is about “needs” over “wants”. He also thanked Dr. Sutfin and his administration for all their work preparing for this.

Linda Poole:

Mrs. Poole said she will be attending the All Millard Orchestra Concert on Monday, January 27th. She heard great thanks regarding the eLearning day. She appreciates all the work to develop this plan.

Mrs. Poole said the support of the Nebraska Taxpayers for Freedom speakers volumes. She reiterated several points made by the community speakers to night such as:

- This bond is for only needs, not wants
- Both practical and necessary
- Good for property valuations
- Excellence, consistent and improvement
- Essential items that protect our children
- Lowest spending district in the state
- Board has been fiscal responsible

**Unfinished Business:**

Second Reading by Mike Kennedy. Motion by Mike Kennedy, seconded by Stacy Jolley, to approve Policy 7310: Technology - Internet Safety & Online Protection Measures. Voting in favor of said motion was: Mr. Anderson, Mrs. Jolley, Mr. Pate, Mr. Kennedy, Mrs. McGill Johnson, and Mrs. Poole. Voting against were: None. Motion carried.

**New Business:**

Motion by Mike Kennedy, seconded by Stacy Jolley, to reaffirm Policy 1105: Community Relations - News Media. Voting in favor of said motion was: Mrs. McGill Johnson, Mrs. Poole, Mr. Anderson, Mrs. Jolley, Mr. Pate and Mr. Kennedy. Voting against were: None. Motion carried.

Motion by Amanda McGill Johnson, seconded by Dave Anderson, to approve Rule 1105.1: Community Relations - News Media - Schools, Departments, and School Related Groups. Voting in favor of said motion was: Mrs. Jolley, Mr. Pate, Mr. Kennedy, Mrs. McGill Johnson, Mrs. Poole, and Mrs. Anderson. Voting against were: None. Motion carried.

Motion by Stacy Jolley, seconded by Dave Anderson, to approve Rule 1105.2: Community Relations - News Media - Coverage of Board Meetings. Voting in favor of said motion was: Mr. Kennedy, Mrs. McGill Johnson, Mrs. Poole, Mr. Anderson, Mrs. Jolley and Mr. Pate. Voting against were: None. Motion carried.

Motion by Dave Anderson, seconded by Stacy Jolley, to approve Rule 2100.19: Administration - Director of Personnel. Voting in favor of said motion was: Mr. Pate, Mr. Kennedy, Mrs. McGill Johnson, Mrs. Poole, Mr. Anderson, and Mrs. Jolley. Voting against were: None. Motion carried.

Motion by Dave Anderson, seconded by Stacy Jolley, to reaffirm Policy 3235: Support Services – Gifts, Donations, and Grants. Voting in favor of said motion was: Mr. Anderson, Mrs. Jolley, Mr. Pate, Mr. Kennedy, Mrs. McGill Johnson, and Mrs. Poole. Voting against were: None. Motion carried.

Motion by Dave Anderson, seconded by Stacy Jolley, to reaffirm Rule 3235.1: Support Services - Gifts and Donations. Voting in favor of said motion was: Mrs. McGill Johnson, Mrs. Poole, Mr. Anderson, Mrs. Jolley, Mr. Pate and Mr. Kennedy. Voting against were: None. Motion carried.

Motion by Dave Anderson, seconded by Mike Kennedy, to reaffirm Policy 4150: Human Resources - Freedom of Speech. Voting in favor of said motion was: Mrs. Jolley, Mr. Pate, Mr. Kennedy, Mrs. McGill Johnson, Mrs. Poole, and Mrs. Anderson. Voting against were: None. Motion carried.

Motion by Dave Anderson, seconded by Stacy Jolley, to reaffirm Policy 5510: Student Services - Freedom of Expression. Voting in favor of said motion was: Mr. Kennedy, Mrs. McGill Johnson, Mrs. Poole, Mr. Anderson, Mrs. Jolley and Mr. Pate. Voting against were: None. Motion carried.

Motion by Stacy Jolley, seconded by Dave Anderson, to approve Rule 5510.1: Student Services - Freedom of Expression. Voting in favor of said motion was: Mr. Pate, Mr. Kennedy, Mrs. McGill Johnson, Mrs. Poole, Mr. Anderson, and Mrs. Jolley. Voting against were: None. Motion carried.

Motion by Stacy Jolley, seconded by Dave Anderson, to reaffirm Rule 5510.2: Freedom of Expression Bulletin Board Printed Materials and Petitions. Voting in favor of said motion was: Mr. Anderson, Mrs. Jolley, Mr. Pate, Mr. Kennedy, Mrs. McGill Johnson, and Mrs. Poole. Voting against were: None. Motion carried.

Motion by Stacy Jolley, seconded by Dave Anderson, to approve Rule 5550.1: Student Services- Open/Closed Campus. Voting in favor of said motion was: Mrs. McGill Johnson, Mrs. Poole, Mr. Anderson, Mrs. Jolley, Mr. Pate and Mr. Kennedy. Voting against were: None. Motion carried.

Motion by Amanda McGill Johnson, seconded by Stacy Jolley, to approve Rule 7310.1: Technology - Internet Safety: Filtering. Voting in favor of said motion was: Mrs. Jolley, Mr. Pate, Mr. Kennedy, Mrs. McGill Johnson, Mrs. Poole, and Mrs. Anderson. Voting against were: None. Motion carried.

Motion by Dave Anderson, seconded by Mike Kennedy, that the District adopt the attached resolution authorizing the District to call for a special election regarding the issuance of the District's general obligation bonds and to seek authorization from voters to issue such bonds and to secure such bonds with the District's bond tax levy. *Chief Financial Officer Chad Meisgeier said the recommendation is a \$125 million dollar bond. Mr. Meisgeier said that this would increase the property tax levy by an estimated one cent, which is \$20 per year on a \$200,000 house. A large amount of the bond funds will be used for infrastructure needs in our aging schools as well as security needs. Mr. Meisgeier thanked John Brennan and his team for all their work and the public for their support.*

*Mr. Kennedy said this bond is for the repairs needed to keep our buildings up. He also said the list of projects contains wants not needs. Mrs. McGill Johnson said she is amazed with our students, teachers and programs but she is still shocked at how far behind we are with some of the building efficiencies. She is excited to vote for this and see the energy-efficiency projects which will save the district money in the long run.*

*Mr. Anderson said it is important to understand the difference between the bond and levy override. The levy was for fiscal assets. Mr. Anderson said we are in a 5-6 year bond cycle. He is amazed that we can have a 125 million dollar bond with it only costing an additional one cent. Low interest rates have helped with this. Mr. Anderson said he appreciated the community support comments as well as the support of the Millard Public Schools Foundation. Mr. Anderson shared tonight the board will be voting on several contracts which are the end of the 2013 bond. He said funds from the proposed bond will be used to fund summer projects for the next 5 over more years. Mrs. Jolley said this bond is a proactive approach to take care of things before they become emergency repairs.*

*Mrs. Poole said the board strives to be transparent and fiscally responsible. Mrs. Poole said informational meetings on the bond issue will be scheduled at the high schools and middle schools in the next several weeks. Mr. Pate spoke to the scouts who were present and said this meeting was a great lesson on civic responsibility. Voting in favor of said motion was: Mrs. Poole, Mr. Anderson, Mrs. Jolley, Mr. Pate, Mr. Kennedy, and Mrs. McGill Johnson. Voting against were: None. Motion carried.*

Motion by Mike Pate, seconded by Stacy Jolley, that the contract for Central Middle School Re- Roofing be awarded to McKinnis Roofing and Sheet Metal in the amount of \$134,200 and that the Chief Financial Officer be authorized to execute any and all documents related to such project. Voting in favor of said motion was: Mr. Kennedy, Mrs. McGill Johnson, Mrs. Poole, Mr. Anderson, Mrs. Jolley and Mr. Pate. Voting against were: None. Motion carried.

Motion by Dave Anderson, seconded by Stacy Jolley, that the contract for Montclair Elementary School Gym Lighting Improvements be awarded to Ray Martin Company in the amount of \$26,020 and that the Chief Financial Officer be authorized to execute any and all documents related to such project. *Chief Financial Officer Chad Meisgeier said Jeff Hemje from Morrissey Engineering Inc was available to address questions and concerns from the Board. Mrs. Poole asked how long it takes to recoup the cost of this project through energy efficiency? Mr. Hemje said it takes about five years.* Voting in favor of said motion was: Mr. Pate, Mr. Kennedy, Mrs. McGill Johnson, Mrs. Poole, Mr. Anderson, and Mrs. Jolley. Voting against were: None. Motion carried.

Motion by Dave Anderson, seconded by Stacy Jolley, that the contract for North Middle School Gym Lighting Improvements be awarded to Ray Martin Company in the amount of \$29,662 and that the Chief Financial Officer be authorized to execute any and all documents related to such project. Voting in favor of said motion was: Mr. Anderson, Mrs. Jolley, Mr. Pate, Mr. Kennedy, Mrs. McGill Johnson, and Mrs. Poole. Voting against were: None. Motion carried.

Motion by Dave Anderson, seconded by Stacy Jolley, that the contract for Approval of Contract for Wheeler Elementary School Play Area Erosion Improvements be awarded to CBJ Construction Company in the amount of \$194,992.70, including bid alternate 1 and that the Chief Financial Officer be authorized to execute any and all documents related to such project. *Chief Financial Officer Chad Meisgeier said Joe Zadina from Lamp Rynearson was available to address questions and concerns from the Board.* Voting in favor of said motion was: Mrs. McGill Johnson, Mrs. Poole, Mr. Anderson, Mrs. Jolley, Mr. Pate and Mr. Kennedy. Voting against were: None. Motion carried.

Motion by Dave Anderson, seconded by Stacy Jolley, that the contract for the Millard North High School Parking Lot Replacements- Southeast and Southwest Lots be awarded to Daedalus Construction in the amount of \$375,709.50 and that the Chief Financial Officer be authorized to execute any and all documents related to such project. *Chief Financial Officer Chad Meisgeier said Joe Zadina from Lamp Rynearson was available to address questions and concerns from the Board.* Voting in favor of said motion was: Mrs. Jolley, Mr. Pate, Mr. Kennedy, Mrs. McGill Johnson, Mrs. Poole, and Mrs. Anderson. Voting against were: None. Motion carried.

Motion by Stacy Jolley, seconded by Amanda McGill Johnson, that the contract for the Millard North High School Parking Lot Replacements North Drive and North Lot be awarded to TR Construction in the amount of \$428,704.75 and that the Chief Financial Officer be authorized to execute any and all documents related to such project. *Chief Financial Officer Chad Meisgeier said Joe Zadina from Lamp Rynearson was available to address questions and concerns from the Board. Mr. Meisgeier said the projects being approved today are all being funded out of the remaining 2013 bond funds.* Voting in favor of said motion was: Mrs. McGill Johnson, Mrs. Poole, Mr. Anderson, Mrs. Jolley, Mr. Pate and Mr. Kennedy. Voting against were: None. Motion carried.

Motion by Mike Pate, seconded by Stacy Jolley, that the contract for the Neihardt Elementary School Parking Lot Replacement be awarded to DPS LLC in the amount of \$155,441.25 and that the Chief Financial Officer be authorized to execute any and all documents related to such project. *Chief Financial Officer Chad Meisgeier said Joe Zadina from Lamp Rynearson was available to address questions and concerns from the Board.* Voting in favor of said motion was: Mr. Anderson, Mrs. Jolley, Mr. Pate, Mr. Kennedy, Mrs. McGill Johnson, and Mrs. Poole. Voting against were: None. Motion carried.

Motion by Mike Pate, seconded by Stacy Jolley, to approve the Board Appointments. Voting in favor of said motion was: Mr. Anderson, Mrs. Jolley, Mr. Pate, Mr. Kennedy, Mrs. McGill Johnson, and Mrs. Poole. Voting against were: None. Motion carried.

Motion by Dave Anderson, seconded by Stacy Jolley, to approve the Recommendation to Hire: Kimberley A. Mead, Debra F. Compton, Taylor N. Stueve; Resignation Agenda: Aimee M. Poljanac, Rosemary M. Sodoro; Voluntary Separation Notification (VSP): Karen S. Horton, Keith R. Neth. Voting in favor of said motion was: Mrs. McGill Johnson, Mrs. Poole, Mr. Anderson, Mrs. Jolley, Mr. Pate and Mr. Kennedy. Voting against were: None. Motion carried.

**Reports:****Legislative Report -**

Executive Director of Activities, Athletics & External Affairs Nolan Beyer explained that tomorrow will be day eight of the sixty day session. Mr. Beyer provided the board with hard copy of the summary of the current bills that he and Mueller Roback are currently analyzing. A few hearings have been scheduled this week and two of them are in the education committee. One bill moves the certification date for TEESOA back to May 1st. This is a typical bill. The second bill is Senator Grone's bill which changes the distribution of lottery funds. Millard as well as many other education groups are in support of this bill.

The hearing for LB974 is scheduled for Wednesday. Mr. Beyer reminded the board that LB974 is the tax bill. Mr. Beyer said Millard Public Schools does not support this bill. He also said GNSA does not support. Mr. Beyer said they anticipate it to be a long hearing. Tomorrow Mr. Beyer will meet with the coalition group and they will determine the order of who will testify and which districts can best serve in different areas with their stories. Mr. Beyer believes this bill will come out of committee 6-2 with Senator's Crawford and McCollister voting no. It would come to the floor as early as next week for debate.


Mr. Beyer said Dr. Sutfin has been able to provide some information to Jen Creager from the Greater Omaha Chamber. This is in an effort to educate the chamber on the impact of this bill as it relates to equalized schools, especially the metro area schools districts. The perception is districts will get more funding from the state with this bill. Chief Financial Officer Chad Meisgeier said yes the district will receive more money from the state but it does not make up for the reduction of funds received from property tax. Mr. Meisgeier also reminded the board that a flat funding is still considered a cut because expenses continue to rise. The bill relies on increased projected revenue to the state of Nebraska over the next three years to fund and this is a concern.

Mrs. Poole reminded the Board of future agenda items and said this is the proper time for public questions and comments. There were no requests to speak.

**Future Agenda Items/ Board Calendar:**

1. Board of Education Meeting on Monday, February 3, 2020 at 6:00 p.m. at the Don Stroh Administration Center
2. Legislative Issues Conference on February 9 - February 10, 2020 in Lincoln.
3. Committee of the Whole Meeting on Monday, February 10, 2020 at 6:00 p.m. at the Don Stroh Administration Center
4. No School for Students February 13-14, 2020 – Conferences/Staff Development
5. No School for Students February 17, 2020 – Presidents' Day
6. Board of Education Meeting on Monday, March 2, 2020 at 6:00 p.m. at the Don Stroh Administration Center
7. Committee of the Whole Meeting on Monday, March 9, 2020 at 6:00 p.m. at the Don Stroh Administration Center
8. Spring Break – No School March 16-20, 2020
9. District Office Closed on Friday, March 20, 2020
10. Annual Luncheon for Retired Certified Staff on Tuesday, March 17, 2020 at 12:00 noon at Millard South High School Cafeteria

Meeting adjourned at 7:57 p.m.

  
Secretary, Stacy Jolley

# **Millard Public Schools**

**February 3, 2020**



## Millard Public Schools Check Register Prepared for the Board Meeting for Feb 3, 2020

Fund	Check Number	Check Date	Vendor Number	Vendor Name	Transaction Amount
01	469056	01/16/2020	049844	HYDRONIC ENERGY INC	\$1,425.74
	469058	01/16/2020	106164	RAYMOND CENTRAL HIGH SCHOOL	\$151.00
	469059	01/16/2020	139797	US BANK NATIONAL ASSOCIATION	\$100.00
	469060	01/16/2020	135863	RUDOLPH A VLCEK III	\$262.50
	469061	01/23/2020	011651	AMERICAN EXPRESS	\$496.69
	469063	01/23/2020	142128	COLUMBIA PUBLIC SCHOOL DISTRICT	\$225.00
	469064	01/23/2020	108436	COX COMMUNICATIONS INC	\$7,414.78
	469065	01/23/2020	108436	COX COMMUNICATIONS INC	\$27,319.47
	469067	01/23/2020	132518	LINCOLN SOUTHWEST HIGH SCHOOL	\$224.00
	469070	01/23/2020	107732	BRIAN L NELSON	\$165.00
	469071	01/23/2020	142130	KEVIN DEAN POTTER	\$120.00
	469074	01/23/2020	142974	ADAM W ROKES	\$120.00
	469075	01/23/2020	142721	CHRIS ERIC SCHEUFELE	\$1,750.00
	469077	01/23/2020	138505	DANIEL P WOOTTON	\$120.00
	469078	02/03/2020	010040	A & D TECHNICAL SUPPLY CO INC	\$24.25
	469079	02/03/2020	109853	ACCESS ELEVATOR INC.	\$551.00
	469080	02/03/2020	010112	JOSEY THOMAS AARON	\$105.00
	469082	02/03/2020	139362	AMANDA L AKSAMIT	\$39.38
	469083	02/03/2020	137976	HALEY E ALLEN	\$45.24
	469084	02/03/2020	140391	ALLY FINANCIAL INC	\$393.56
	469085	02/03/2020	142582	M & P INC	\$105.00
	469086	02/03/2020	012450	AMERICAN RED CROSS-HEALTH & SAFETY	\$1,362.00
	469087	02/03/2020	139056	AMERICAN SOCIETY OF COMPOSERS	\$363.50
	469088	02/03/2020	131265	JILL M ANDERSON	\$74.01
	469089	02/03/2020	136056	DAVE ANDERSON	\$191.96
	469090	02/03/2020	012989	APPLE COMPUTER INC	\$12,221.70
	469091	02/03/2020	141674	ARTS IN MOTION	\$2,025.00
	469092	02/03/2020	138290	AUTO 1 TOWING INC	\$75.00

## Millard Public Schools Check Register Prepared for the Board Meeting for Feb 3, 2020

Fund	Check Number	Check Date	Vendor Number	Vendor Name	Transaction Amount
01	469093	02/03/2020	013890	AWARDS UNLIMITED INC.	\$105.56
	469094	02/03/2020	137482	KRISTINA A BAMESBERGER	\$122.96
	469096	02/03/2020	137623	BARDCO INC	\$1,185.00
	469097	02/03/2020	017877	CYNTHIA L BARR-MCNAIR	\$122.55
	469098	02/03/2020	134584	MARY A BAYNE	\$35.84
	469100	02/03/2020	135223	AARON J BEARINGER	\$51.39
	469101	02/03/2020	143028	SIERRA M BECKER	\$60.13
	469102	02/03/2020	140706	AMY J BECKER	\$18.56
	469103	02/03/2020	134873	JOHN M BECKER	\$342.26
	469104	02/03/2020	139783	LYNNE H BECKER	\$3,076.83
	469105	02/03/2020	141521	ERIKA J BECKLEY	\$56.26
	469106	02/03/2020	139889	DARLA G BELL	\$145.00
	469107	02/03/2020	142454	LAURA C BESHALER	\$153.97
	469108	02/03/2020	134945	NOLAN J BEYER	\$222.15
	469110	02/03/2020	139321	BIZCO INC	\$1,151.00
	469111	02/03/2020	142377	ABBY J BJORNSEN	\$23.72
	469112	02/03/2020	136664	JAMIE L BLYCKER	\$16.94
	469113	02/03/2020	134478	TIFFANY M BOCK SMITH	\$97.67
	469114	02/03/2020	103078	BODY BASICS INC	\$661.00
	469115	02/03/2020	130899	KIMBERLY M BOLAN	\$155.50
	469116	02/03/2020	135539	SHEILA F BOLMEIER	\$220.05
	469117	02/03/2020	108047	ARR ROOFING LLC	\$7,800.00
	469118	02/03/2020	141717	BREAKOUT INC	\$401.00
	469119	02/03/2020	139890	DOUGLAS J BREITER	\$95.53
	469120	02/03/2020	130290	LINDA P BREWER	\$45.94
	469121	02/03/2020	141510	CHRISTINE L BUKOWSKI	\$103.70
	469122	02/03/2020	010061	BULLER FIXTURE COMPANY	\$258.00
	469123	02/03/2020	139496	NICOLE E BURTON	\$190.70

## Millard Public Schools Check Register Prepared for the Board Meeting for Feb 3, 2020

Fund	Check Number	Check Date	Vendor Number	Vendor Name	Transaction Amount
01	469125	02/03/2020	143080	RODNEY D CALDWELL	\$50.00
	469126	02/03/2020	142667	COMPASS GROUP INC	\$366.00
	469127	02/03/2020	142380	AMANDA L CARLSEN	\$51.99
	469128	02/03/2020	140320	SEAN M CARLSON	\$72.15
	469129	02/03/2020	131158	CURTIS R CASE	\$23.78
	469131	02/03/2020	133589	CDW GOVERNMENT, INC.	\$140.00
	469132	02/03/2020	135648	SUSAN M CHADWICK	\$43.33
	469133	02/03/2020	140609	KELSEY L CHASTAIN	\$42.34
	469134	02/03/2020	106836	KEVIN J CHICK	\$136.20
	469135	02/03/2020	139115	ANDREA L CHLOPEK	\$224.81
	469136	02/03/2020	142943	JAMIE N CHRISTENSEN	\$75.38
	469137	02/03/2020	131135	PATRICIA A CLIFTON	\$19.89
	469138	02/03/2020	141732	RHIANNON COBB	\$60.00
	469139	02/03/2020	137013	NANCY S COLE	\$75.46
	469140	02/03/2020	143070	ACKERMAN INVESTMENT COMPANY	\$1,232.00
	469141	02/03/2020	109867	COMMERCIAL AIR MANAGEMENT INC	\$339.00
	469142	02/03/2020	142097	YEGROS EDUCATIONAL LLC	\$100.00
	469143	02/03/2020	139891	MARY T CONNELL	\$44.54
	469144	02/03/2020	135992	DAVID J CORK	\$133.40
	469145	02/03/2020	142635	CINDY L CORNEJO	\$29.35
	469147	02/03/2020	106893	WICHITA WATER CONDITIONING INC	\$35.55
	469148	02/03/2020	027300	CUMMINS CENTRAL POWER LLC	\$1,097.82
	469149	02/03/2020	141898	JACOB S CURTISS	\$899.73
	469150	02/03/2020	130900	CHERYL L CUSTARD	\$78.94
	469151	02/03/2020	131483	JANET L DAHLGAARD	\$30.57
	469152	02/03/2020	132671	JEAN T DAIGLE	\$174.00
	469153	02/03/2020	134751	ANGELA M DAIGLE	\$27.78
	469154	02/03/2020	131003	DAILY RECORD	\$31.60

## Millard Public Schools Check Register Prepared for the Board Meeting for Feb 3, 2020

Fund	Check Number	Check Date	Vendor Number	Vendor Name	Transaction Amount
01	469155	02/03/2020	138306	STACY L DARNOLD	\$65.60
	469156	02/03/2020	138584	DATA POWER TECHNOLOGY LLC	\$704.00
	469157	02/03/2020	032497	CHERYL R DECKER	\$85.20
	469158	02/03/2020	106713	ANDREW S DEFREECE	\$89.74
	469159	02/03/2020	032800	DEMCO INC	\$804.47
	469160	02/03/2020	137331	BASTIAN DERICHS	\$56.32
	469161	02/03/2020	142013	VICTORIA DEUEL	\$160.00
	469162	02/03/2020	136422	SUZANNE L DEVNEY-HANKINS	\$66.25
	469163	02/03/2020	132750	JOHN D DICKEY	\$57.01
	469164	02/03/2020	132669	DIGITAL DOT SYSTEMS INC	\$315.00
	469165	02/03/2020	133268	DOCUMENT FINISHING RESOURCES INC	\$316.86
	469166	02/03/2020	141212	KRISTIN L DOLEZAL	\$86.02
	469167	02/03/2020	139349	TERRIN D DORATHY	\$22.27
	469168	02/03/2020	142257	JOYCE K DORNBIER	\$247.06
	469169	02/03/2020	143000	BHIP ENTERPRISES INC	\$9,754.00
	469170	02/03/2020	135689	SUSAN M DULANY	\$95.12
	469171	02/03/2020	052370	ECHO ELECTRIC SUPPLY CO	\$45.68
	469172	02/03/2020	037525	EDUCATIONAL SERVICE UNIT #3	\$26,560.73
	469173	02/03/2020	142874	EDUPOINT EDUCATIONAL SYSTEMS LLC	\$978.26
	469174	02/03/2020	133823	REBECCA S EHRHORN	\$367.19
	469175	02/03/2020	038140	ELECTRONIC SOUND INC.	\$1,561.06
	469176	02/03/2020	141577	ELITE PROFESSIONALS HOME CARE LLC	\$8,160.00
	469177	02/03/2020	142385	SHANNON KIEBLER	\$350.00
	469178	02/03/2020	142407	SAMANTHA L ENGEL	\$59.21
	469179	02/03/2020	141914	JOSEPH BECKMAN	\$2,995.00
	469180	02/03/2020	135360	PAMELA A ERIXON	\$106.91
	469181	02/03/2020	109066	TED H ESSER	\$490.88
	469182	02/03/2020	137950	MICHAEL D ETZELMILLER	\$74.82

## **Millard Public Schools Check Register Prepared for the Board Meeting for Feb 3, 2020**

Fund	Check Number	Check Date	Vendor Number	Vendor Name	Transaction Amount
01	469183	02/03/2020	106735	JOHN T FABRY	\$25.06
	469184	02/03/2020	133896	FASTENAL COMPANY	\$639.41
	469185	02/03/2020	137016	ANGELA L FERGUSON	\$30.57
	469186	02/03/2020	141922	MARIAN FEY	\$77.44
	469187	02/03/2020	132001	BETH L FINK	\$135.60
	469188	02/03/2020	142055	CAITLYN FINNERTY	\$60.00
	469189	02/03/2020	142854	VALERIE M FINOCHIARO	\$40.40
	469190	02/03/2020	142541	FIRESPRING	\$78.90
	469191	02/03/2020	130731	FIRST WIRELESS INC	\$227.50
	469192	02/03/2020	142132	DANNY FLORES	\$375.00
	469193	02/03/2020	138877	KATHERINE L FOLK	\$4.18
	469194	02/03/2020	136440	JULIE A FORSBERG	\$39.21
	469195	02/03/2020	132083	JOHN A FORTNER	\$37.00
	469196	02/03/2020	141848	COLLEEN SCHMIT	\$720.00
	469197	02/03/2020	134223	TERESA J FRIDRICH	\$86.71
	469198	02/03/2020	135137	PAUL A GABEL	\$66.12
	469199	02/03/2020	140494	MATTHEW J GEERTS	\$48.84
	469200	02/03/2020	044155	GENERAL FIRE & SAFETY EQUIPMENT CO	\$2,535.00
	469201	02/03/2020	139894	TRICIA L GILLETT	\$46.52
	469202	02/03/2020	106660	GLASSMASTERS INC	\$655.00
	469203	02/03/2020	142924	GREATER OMAHA ATTENDANCE & LEARNING	\$1,200.00
	469204	02/03/2020	140776	ELLEN K GONZALES	\$98.69
	469205	02/03/2020	141512	ERIN M GONZALEZ	\$183.21
	469206	02/03/2020	044950	GRAINGER INDUSTRIAL SUPPLY	\$546.25
	469207	02/03/2020	135930	KATHLEEN M GUINAN	\$52.73
	469208	02/03/2020	139818	ANGELA R HAASE	\$39.44
	469209	02/03/2020	131686	ANDREW J HAHN	\$90.74
	469210	02/03/2020	140575	WALTER R HAMILTON	\$60.00

## Millard Public Schools Check Register Prepared for the Board Meeting for Feb 3, 2020

Fund	Check Number	Check Date	Vendor Number	Vendor Name	Transaction Amount
01	469211	02/03/2020	140714	DEANNA L HAND	\$33.29
	469212	02/03/2020	142331	STEVEN C HARMS	\$22.74
	469213	02/03/2020	138844	SANDRA A HAVENS	\$10.38
	469214	02/03/2020	140889	DEANNA L HAYES	\$38.69
	469215	02/03/2020	139035	HEARTLAND WINTER ARTS ASSN	\$1,100.00
	469216	02/03/2020	108273	MARGARET HEBENSTREIT PT	\$66.18
	469217	02/03/2020	102842	HELGET GAS PRODUCTS INC	\$6.15
	469218	02/03/2020	141513	MELISSA M HENNINGS	\$61.94
	469219	02/03/2020	141551	LAURA S HIGHTOWER	\$93.90
	469220	02/03/2020	142410	AMY C HIMES	\$12.06
	469221	02/03/2020	048940	HOBBY LOBBY STORES INC	\$16.98
	469223	02/03/2020	142976	KATHERINE A HOLT	\$158.06
	469225	02/03/2020	142777	HOME DEPOT USA INC	\$56,452.41
	469226	02/03/2020	143071	SIERRA L HORAN	\$25.72
	469227	02/03/2020	049650	HOUGHTON MIFFLIN HARCOURT PUB CO	\$953.98
	469228	02/03/2020	132531	TERRY P HOULTON	\$134.98
	469229	02/03/2020	141066	LUCAS HOUSER	\$60.00
	469230	02/03/2020	137426	HUGHES MULCH PRODUCTS LLC	\$450.00
	469231	02/03/2020	134807	MONICA A HUTFLES	\$10.38
	469232	02/03/2020	130283	KARA L HUTTON	\$37.35
	469233	02/03/2020	133397	HY-VEE INC	\$588.26
	469234	02/03/2020	133397	HY-VEE INC	\$332.23
	469235	02/03/2020	132878	HY-VEE INC	\$325.25
	469236	02/03/2020	049851	HY-VEE INC	\$178.62
	469237	02/03/2020	049850	HY-VEE INC	\$421.01
	469238	02/03/2020	139348	DANIEL D INNES	\$63.74
	469239	02/03/2020	138418	LAURA M INNES	\$82.30
	469241	02/03/2020	140729	J F AHERN CO	\$3,220.00

## Millard Public Schools Check Register Prepared for the Board Meeting for Feb 3, 2020

Fund	Check Number	Check Date	Vendor Number	Vendor Name	Transaction Amount
01	469242	02/03/2020	143010	CHRISTOPOHER DANIEL JACKSON	\$225.00
	469243	02/03/2020	139763	CALVIN L JACOBS	\$10.38
	469244	02/03/2020	131157	CHRISTINE A JANOVEC-POEHLMAN	\$116.45
	469245	02/03/2020	136953	DELI MANAGEMENT INC	\$212.33
	469246	02/03/2020	133037	JENSEN TIRE & AUTO #15	\$1,197.85
	469247	02/03/2020	083400	TYCO FIRE & SECURITY MANAGEMENT INC	\$464.00
	469248	02/03/2020	143066	JOSEPH PETERSON	\$498.00
	469249	02/03/2020	142898	JUST FOR KIDS THERAPY INC	\$150.75
	469251	02/03/2020	140623	KE FLEX CONTRACTING LLC	\$6,106.00
	469252	02/03/2020	138681	HANS J KEIM	\$72.41
	469253	02/03/2020	132265	CATHERINE A KEISER	\$40.60
	469254	02/03/2020	141137	NATASHA KESSLER	\$165.00
	469255	02/03/2020	139753	CHERIS A KITE	\$61.54
	469257	02/03/2020	132264	MICHELLE M KLUG	\$829.33
	469259	02/03/2020	136285	MICHELLE L KRAFT	\$41.64
	469260	02/03/2020	135814	KELLI K KRAUSE	\$416.44
	469261	02/03/2020	142980	KAYLA KREMKE	\$60.00
	469262	02/03/2020	137385	JOSEPH R KUEHL	\$151.91
	469263	02/03/2020	141681	EMILY C KURZ	\$15.72
	469264	02/03/2020	132934	VICTORIA L KYROS	\$17.63
	469266	02/03/2020	141946	BETHANY S LACOSSE	\$58.87
	469267	02/03/2020	143078	DOROTHY J LADMAN	\$114.75
	469268	02/03/2020	143072	MACKENZIE C LAMBERT	\$327.76
	469270	02/03/2020	135257	LANGUAGE LINE SERVICES INC	\$870.82
	469271	02/03/2020	134373	DAWN M LANHAM	\$21.97
	469272	02/03/2020	140159	STEPHEN J LERNER	\$119.48
	469273	02/03/2020	137345	BONNIE K LEVINGER	\$45.88
	469274	02/03/2020	100058	LINCOLN EAST HIGH SCHOOL	\$205.00

## Millard Public Schools Check Register Prepared for the Board Meeting for Feb 3, 2020

Fund	Check Number	Check Date	Vendor Number	Vendor Name	Transaction Amount
01	469275	02/03/2020	100006	LINCOLN SOUTHEAST HIGH SCHOOL	\$149.00
	469276	02/03/2020	132518	LINCOLN SOUTHWEST HIGH SCHOOL	\$50.00
	469277	02/03/2020	059866	STACY L LONGACRE	\$55.10
	469278	02/03/2020	137207	LEE ANN M MAASS	\$142.10
	469279	02/03/2020	108106	LEANNA MACDONALD	\$3,916.68
	469280	02/03/2020	099321	MACKIN BOOK CO	\$2,494.22
	469281	02/03/2020	138772	SHELLY A MANN	\$41.70
	469282	02/03/2020	133505	SUSAN N MARLATT	\$92.22
	469283	02/03/2020	139897	CRAIG D MATHIS	\$214.02
	469284	02/03/2020	108052	MAX I WALKER UNIFORM & APPAREL	\$656.26
	469285	02/03/2020	100082	MCCORMACK DISTRIBUTING CO INC	\$582.20
	469286	02/03/2020	142889	SHANNON L MCGOWEN	\$5.92
	469287	02/03/2020	063349	MCGRAW-HILL COMPANIES	\$284.35
	469288	02/03/2020	135153	KRISTEN L MCKENNEY	\$453.79
	469289	02/03/2020	143073	JENNIFER L MCNALLY	\$2,063.84
	469290	02/03/2020	141523	KELLI M MCWILLIAMS	\$32.48
	469291	02/03/2020	064260	MECHANICAL SALES INC.	\$8,376.46
	469292	02/03/2020	136470	CHAD M MEISGEIER	\$53.82
	469293	02/03/2020	138691	MENARDS INC (ELKHORN)	\$410.89
	469294	02/03/2020	139997	HAYLEY D MENTZER	\$76.91
	469295	02/03/2020	136467	MITCHELL B MENTZER	\$155.96
	469296	02/03/2020	142135	JACOB MERKLEY	\$300.00
	469297	02/03/2020	064600	METAL DOORS & HARDWARE COMPANY INC	\$7,345.00
	469298	02/03/2020	102139	METAL LOGOS AND MORE	\$2,438.48
	469300	02/03/2020	133403	AMERICAN NATIONAL BANK	\$15,991.21
	469303	02/03/2020	064800	METRO UTILITIES DISTRICT OF OMAHA	\$81,101.13
	469304	02/03/2020	138462	MIDLAND UNIVERSITY	\$200.00
	469305	02/03/2020	141664	MIDWEST ALARM SERVICES	\$1,093.00



## Millard Public Schools Check Register Prepared for the Board Meeting for Feb 3, 2020

Fund	Check Number	Check Date	Vendor Number	Vendor Name	Transaction Amount
01	469306	02/03/2020	064950	MIDWEST METAL WORKS INC	\$345.75
	469308	02/03/2020	142779	MILESTONES DISABILITY SERVICES INC	\$4,892.02
	469309	02/03/2020	065410	MILLARD PUB SCHL ADMIN ACTIVITY FND	\$220.00
	469310	02/03/2020	065443	MILLARD WEST HIGH SCHOOL	\$635.60
	469311	02/03/2020	131328	MILLER ELECTRIC COMPANY	\$362.87
	469312	02/03/2020	141026	JASON MITERA	\$23.30
	469313	02/03/2020	136388	MITCHELL S MOLLRING	\$275.63
	469314	02/03/2020	140990	LAURA M MORRIS	\$167.44
	469316	02/03/2020	137052	DEVONYE J MULLINS	\$87.70
	469317	02/03/2020	141047	BRIAN MURRAY	\$75.00
	469318	02/03/2020	132854	NATIONAL SAFETY COUNCIL	\$280.00
	469319	02/03/2020	068343	NEBRASKA ASSN OF SCHOOL BOARDS	\$320.00
	469320	02/03/2020	136954	NEBRASKA CHILD SUPPORT PAYMENT CTR	\$85.00
	469321	02/03/2020	068415	NEBRASKA COUNCIL SCHOOL ADMINSTR	\$50.00
	469322	02/03/2020	068467	NEBRASKA NOTARY ASSOCIATION	\$156.18
	469323	02/03/2020	142414	NEBRASKA SALT & GRAIN CO	\$9,158.24
	469324	02/03/2020	067027	NEBRASKA STATE BANDMASTERS ASSN	\$269.00
	469325	02/03/2020	143011	NEBRASKA STATE FIRE MARSHAL AGENCY	\$240.00
	469326	02/03/2020	141558	JILL M NEELEY	\$34.28
	469327	02/03/2020	109843	NEXTEL PARTNERS INC	\$3,679.18
	469328	02/03/2020	107905	MELINDA C NOLLER	\$73.25
	469329	02/03/2020	136759	ROSHNI R NORONHA	\$8.18
	469330	02/03/2020	140537	EVE E NORTON	\$45.99
	469331	02/03/2020	130667	CARRIE L NOVOTNY-BUSS	\$186.41
	469332	02/03/2020	141833	NS CONSULTING LLC	\$13,500.00
	469334	02/03/2020	100013	OFFICE DEPOT 84133510	\$1,495.56
	469335	02/03/2020	070245	OHARCO DISTRIBUTORS	\$1,086.34
	469337	02/03/2020	132778	MELANIE L OLSON	\$51.50

## Millard Public Schools Check Register Prepared for the Board Meeting for Feb 3, 2020

Fund	Check Number	Check Date	Vendor Number	Vendor Name	Transaction Amount
01	469340	02/03/2020	070800	OMAHA PUBLIC POWER DISTRICT	\$287,973.75
	469341	02/03/2020	070810	OMAHA PUBLIC SCHOOL DISTRICT	\$259.00
	469342	02/03/2020	071053	OMAHA WORLD HERALD	\$270.00
	469343	02/03/2020	107815	ON LINE IMAGING SERVICES LLC	\$200.00
	469344	02/03/2020	133850	ONE SOURCE	\$1,447.00
	469345	02/03/2020	142083	BRIAN O'NEAL	(\$85.00)
	469346	02/03/2020	138662	KELLY D OSTRAND	\$28.01
	469347	02/03/2020	107193	OTIS ELEVATOR COMPANY	\$1,150.75
	469348	02/03/2020	133368	KELLY R O'TOOLE	\$28.94
	469349	02/03/2020	071178	LG PLAYGROUNDS LLC	\$603.00
	469350	02/03/2020	134428	ELIZABETH A PACHTA	\$106.09
	469351	02/03/2020	139358	AMANDA M PARKER	\$15.14
	469352	02/03/2020	137015	GEORGE M PARKER	\$29.52
	469353	02/03/2020	140160	PEGGY LEE PELISH	\$250.00
	469354	02/03/2020	107783	HEIDI T PENKE	\$72.15
	469356	02/03/2020	140613	FRANK PERRONE	\$150.00
	469357	02/03/2020	072400	PHI DELTA KAPPA	\$140.00
	469358	02/03/2020	142702	ASHLEY N PHILLIPS	\$15.60
	469359	02/03/2020	137722	ANDREW C PINKALL	\$346.26
	469360	02/03/2020	139940	CA ENTERPRISES INC	\$897.48
	469361	02/03/2020	073040	PITNEY BOWES PRESORT SERVICES INC	\$10,000.00
	469362	02/03/2020	139899	JENNIFER L POLLOCK	\$1,003.83
	469363	02/03/2020	139928	DANIEL J POLODNA	\$20.88
	469364	02/03/2020	072900	POPPLERS MUSIC INC	\$89.85
	469365	02/03/2020	142318	KAREN S PORTER	\$155.60
	469366	02/03/2020	131835	PRAIRIE MECHANICAL CORP	\$3,451.86
	469367	02/03/2020	141827	KRISTY A PREUSS	\$67.40
	469368	02/03/2020	109845	CHRISTINA PREUSS	\$23.28

## Millard Public Schools Check Register Prepared for the Board Meeting for Feb 3, 2020

Fund	Check Number	Check Date	Vendor Number	Vendor Name	Transaction Amount
01	469369	02/03/2020	134598	PRIME COMMUNICATIONS INC	\$113,259.17
	469370	02/03/2020	141236	PRISM SMART SOLUTIONS	\$33,480.00
	469371	02/03/2020	133441	MICHELLE R RAMIG	\$245.22
	469373	02/03/2020	142576	ANDREW S RECK	\$115.88
	469374	02/03/2020	134858	JENNIFER L REID	\$13.92
	469375	02/03/2020	109192	KIMBERLI R RICE	\$49.65
	469376	02/03/2020	135484	KRISTI L RICHLING	\$31.15
	469377	02/03/2020	139925	ALL AMERICAN SPORTS CORP	\$4,803.48
	469378	02/03/2020	079179	RIEKES EQUIPMENT CO	\$2,392.25
	469379	02/03/2020	079310	ROCKBROOK CAMERA CENTER	\$200.00
	469380	02/03/2020	143082	HANNAH RODRICKS	\$60.00
	469381	02/03/2020	134882	LINDA A ROHMILLER	\$15.31
	469383	02/03/2020	081725	KIMBERLEY K SAUM-MILLS	\$81.32
	469384	02/03/2020	137012	SHELLEY L SCHMITZ	\$51.91
	469386	02/03/2020	082100	SCHOLASTIC INC	\$109.89
	469387	02/03/2020	130044	SCHOOL SOCIAL WORK ASSN OF NE	\$565.00
	469388	02/03/2020	137416	NICHOLE E SCHWAB	\$14.73
	469389	02/03/2020	134567	KAYE M SCHWEIGERT	\$95.18
	469390	02/03/2020	139827	MATTHEW J SCOTT	\$74.01
	469392	02/03/2020	082905	KIMBERLY A SECORA	\$12.93
	469393	02/03/2020	098765	SECURITY BENEFIT LIFE INS CO	\$9,570.00
	469394	02/03/2020	108161	STAN J SEGAL	\$43.67
	469395	02/03/2020	134189	JODY L SEMPEK	\$56.67
	469396	02/03/2020	140383	SENTRY INSURANCE, A MUTUAL COMPANY	\$92,779.32
	469397	02/03/2020	109800	AMY L SHATTUCK	\$106.11
	469398	02/03/2020	142474	SHEFFIELD POTTERY INC	\$57.40
	469399	02/03/2020	142891	BRITTANY A SIEFKEN	\$193.06
	469400	02/03/2020	141140	KYLE A SIMONSEN	\$165.00

## Millard Public Schools Check Register Prepared for the Board Meeting for Feb 3, 2020

Fund	Check Number	Check Date	Vendor Number	Vendor Name	Transaction Amount
01	469401	02/03/2020	142987	LIAM SINGLETON	\$100.00
	469402	02/03/2020	083950	SOCIAL STUDIES SCHOOL SERVICE	\$21.22
	469403	02/03/2020	101476	SODEXO INC & AFFILIATES	\$110,038.83
	469404	02/03/2020	067688	SOLUTION TREE LLC	\$4,333.00
	469405	02/03/2020	142575	TRIO SYSTEMS LLC	\$473.00
	469406	02/03/2020	141321	SPHERO INC	\$199.99
	469407	02/03/2020	136316	EVA M STALLING	\$12.93
	469408	02/03/2020	134116	STATE STEEL OF OMAHA	\$282.80
	469409	02/03/2020	142612	MATTHEW J STENSRUD	\$1,000.00
	469410	02/03/2020	142102	STERLING COMPUTERS CORPORATION	\$2,757.33
	469411	02/03/2020	142516	THEODORE N STOCKING	\$10.27
	469412	02/03/2020	139843	STUDENT TRANSPORATION NEBRASKA INC	\$350,226.21
	469413	02/03/2020	141546	ALLISON C SWITZER	\$17.75
	469414	02/03/2020	141747	TANGIBLE PLAY INC	\$1,008.90
	469415	02/03/2020	137579	AMANDA E TAYLOR	\$32.22
	469416	02/03/2020	143076	TRAVIS JAMES CROSS	\$75.00
	469417	02/03/2020	140513	ANNA M THOMA	\$132.01
	469418	02/03/2020	135006	STEVE D THRONE	\$236.18
	469419	02/03/2020	141524	SONIA E TIPP	\$91.83
	469420	02/03/2020	142959	TJ CABLE & UNDERGROUND SERVICES LLC	\$15,175.00
	469421	02/03/2020	136578	PEGGI S TOMLINSON	\$33.52
	469422	02/03/2020	143077	JACK WILLIAM TOMSU	\$175.00
	469423	02/03/2020	089574	TOTAL MARKETING INC	\$570.00
	469424	02/03/2020	138478	TRANSWORLD SYSTEMS INC	\$12,572.50
	469425	02/03/2020	141772	TRED-MARK FINANCIAL INC	\$1,146.01
	469426	02/03/2020	106493	TRITZ PLUMBING, INC.	\$2,152.85
	469427	02/03/2020	131819	JEAN R UBBELOHDE	\$530.12
	469428	02/03/2020	142309	UNANIMOUS INC	\$7,165.00

## Millard Public Schools Check Register Prepared for the Board Meeting for Feb 3, 2020

Fund	Check Number	Check Date	Vendor Number	Vendor Name	Transaction Amount
01	469429	02/03/2020	139511	UNITED REFRIGERATION INC	\$221.68
	469430	02/03/2020	100923	UNIVERSITY OF NEBRASKA LINCOLN	\$440.00
	469431	02/03/2020	068834	UNIVERSITY OF NEBRASKA-LINCOLN	\$1,257.64
	469432	02/03/2020	068840	UNIVERSITY OF NEBRASKA AT OMAHA	\$62,000.00
	469433	02/03/2020	139797	US BANK NATIONAL ASSOCIATION	\$398.25
	469434	02/03/2020	090625	US POSTAL SERVICE	\$725.00
	469435	02/03/2020	140504	SARAH A VALASEK	\$64.51
	469437	02/03/2020	138046	AUTO LUBE INC	\$490.96
	469438	02/03/2020	143061	JUSTIN J VANDERVORT	\$330.95
	469439	02/03/2020	141165	VNN INC	\$200.00
	469440	02/03/2020	131112	LINDA M WALTERS	\$30.16
	469441	02/03/2020	133438	HEIDI J WEAVER	\$143.14
	469442	02/03/2020	141464	ANTHONY J WEERS	\$65.19
	469443	02/03/2020	131717	DIANE M WEIER	\$60.90
	469444	02/03/2020	142508	KIMBERLY A WEST	\$379.89
	469445	02/03/2020	139185	WEST OMAHA WINSUPPLY CO	\$5.43
	469446	02/03/2020	107563	CAROL M WEST	\$192.53
	469447	02/03/2020	143038	BENJAMIN KEVIN WHEELER	\$150.00
	469448	02/03/2020	143068	LEARN2EARN CORPORATION	\$240.00
	469449	02/03/2020	137485	WENDY A WIGHT	\$101.21
	469450	02/03/2020	139463	TAMARA WILT	\$51.26
	469451	02/03/2020	142202	WOODHOUSE LINCOLN MERCURY INC	\$113.00
	469452	02/03/2020	100421	YMCA OF GREATER OMAHA	\$42.00
	469453	02/03/2020	096200	YOUNG & WHITE	\$8,831.50
	469456	02/03/2020	142269	WHC NE LLC	\$14,649.06
	469457	02/03/2020	137020	CHAD R ZIMMERMAN	\$238.38
	469458	02/03/2020	136855	PAUL R ZOHLN	\$31.32
	469459	02/03/2020	135647	LACHELLE L ZUHLKE	\$184.67

## Millard Public Schools Check Register Prepared for the Board Meeting for Feb 3, 2020

Fund	Check Number	Check Date	Vendor Number	Vendor Name	Transaction Amount
01	E101830	02/03/2020	044050	ACCO BRANDS CORPORATION	\$1,008.45
	E101831	02/03/2020	141402	ACS VENTURES LLC	\$7,200.00
	E101832	02/03/2020	133620	AKSARBEN PIPE AND SEWER CLEAN LLC	\$787.50
	E101834	02/03/2020	106436	AQUA-CHEM INC	\$1,441.40
	E101835	02/03/2020	102727	B & H PHOTO	\$283.12
	E101836	02/03/2020	099646	BARNES AND NOBLE BOOKSTORE	\$79.95
	E101837	02/03/2020	138054	BAXTER FORD INC	\$1,351.88
	E101838	02/03/2020	132475	BIO CORPORATION	\$356.40
	E101840	02/03/2020	019111	BISHOP BUSINESS EQUIPMENT	\$48,788.11
	E101841	02/03/2020	099220	DICK BLICK CO	\$1,142.83
	E101842	02/03/2020	019559	BOUND TO STAY BOUND BOOKS INC	\$10,261.17
	E101843	02/03/2020	090270	UNITED DISTRIBUTORS INC	\$8,970.70
	E101844	02/03/2020	135082	OCCUPATIONAL HEALTH CTRS OF NE PC	\$149.50
	E101846	02/03/2020	026057	CONTROL MASTERS INC	\$8,738.18
	E101847	02/03/2020	134039	CROUCH RECREATION INC	\$805.00
	E101853	02/03/2020	033473	DIETZE MUSIC HOUSE INC	\$1,721.49
	E101854	02/03/2020	132240	EDUCATION LOGISTICS, INC	\$24,340.00
	E101855	02/03/2020	038100	CONSOLIDATED ELECTRICAL DISTR INC	\$415.15
	E101856	02/03/2020	131927	RLB ENTERPRISE LLC	\$144.26
	E101857	02/03/2020	040537	WOLSELEY INVESTMENTS INC	\$268.04
	E101858	02/03/2020	133960	FIREGUARD INC	\$3,341.17
	E101862	02/03/2020	041100	FOLLETT SCHOOL SOLUTIONS INC	\$27,991.46
	E101863	02/03/2020	140791	FRONTLINE PRIVATE SECURITY LLC	\$1,475.00
	E101864	02/03/2020	044891	THE PROPHET CORPORATION	\$2,942.55
	E101865	02/03/2020	100782	HEARTLAND SCENIC STUDIO INC	\$147.00
	E101866	02/03/2020	140486	HEARTLAND PAYMENTS SYSTEMS INC	\$30,525.00
	E101867	02/03/2020	048786	HILLYARD INC	\$3,383.01
	E101868	02/03/2020	103110	INTERSTATE MUSIC SUPPLY	\$26.38

## Millard Public Schools Check Register Prepared for the Board Meeting for Feb 3, 2020

Fund	Check Number	Check Date	Vendor Number	Vendor Name	Transaction Amount
01	E101870	02/03/2020	100928	J W PEPPER & SON INC.	\$1,807.28
	E101871	02/03/2020	054630	JOHNSTONE SUPPLY	\$1,761.05
	E101872	02/03/2020	140074	JOURNEYED.COM INC	\$3,235.20
	E101873	02/03/2020	026300	JP COOKE COMPANY	\$285.95
	E101874	02/03/2020	107192	FLYNN INNOVATIONS LLC	\$174.00
	E101875	02/03/2020	135156	LAWSON PRODUCTS INC	\$2,248.35
	E101876	02/03/2020	059470	LIEN TERMITE & PEST CONTROL INC	\$1,206.00
	E101878	02/03/2020	060111	LOVELESS MACHINE & GRINDING SVC INC	\$47.00
	E101879	02/03/2020	139232	HARWOOD PIZZA INC	\$147.36
	E101880	02/03/2020	063920	MARCO PRODUCTS INC	\$122.90
	E101881	02/03/2020	059560	MATHESON TRI-GAS INC	\$1,685.76
	E101882	02/03/2020	137947	MECHANICAL SALES PARTS INC	\$1,359.00
	E101883	02/03/2020	065233	MIDWEST TURF & IRRIGATION INC	\$7,400.82
	E101884	02/03/2020	063150	MSC INDUSTRIAL SUPPLY CO	\$823.47
	E101885	02/03/2020	107539	MUELLER ROBAK LLC	\$13,819.02
	E101886	02/03/2020	130548	NCS PEARSON INC	\$2,025.29
	E101887	02/03/2020	068334	NEBRASKA AIR FILTER INC	\$2,999.88
	E101888	02/03/2020	068954	NEFF COMPANY	\$5,080.95
	E101889	02/03/2020	071190	OVERHEAD DOOR COMPANY OMAHA	\$336.00
	E101890	02/03/2020	071545	PAPER CORPORATION	\$21,319.20
	E101891	02/03/2020	078420	RAWSON & SONS ROOFING, INC.	\$7,870.00
	E101892	02/03/2020	106725	RD FITNESS SERVICE	\$50.00
	E101894	02/03/2020	082200	SCHOOL HEALTH CORPORATION	\$405.63
	E101895	02/03/2020	082350	SCHOOL SPECIALTY INC	\$399.69
	E101897	02/03/2020	083188	SHIFFLER EQUIPMENT SALES, INC.	\$19,647.55
	E101899	02/03/2020	088709	AMERICAN EAGLE COMPANY INC	\$69.98
	E101900	02/03/2020	133969	TENNANT SALES & SERVICE COMPANY	\$2,245.53
	E101901	02/03/2020	137707	UTILITY TRENCHING INC	\$15,357.00

## Millard Public Schools Check Register Prepared for the Board Meeting for Feb 3, 2020

Fund	Check Number	Check Date	Vendor Number	Vendor Name	Transaction Amount
01	E101903	02/03/2020	093650	VWR INTERNATIONAL LLC	\$79.73
	E101904	02/03/2020	139738	WASTE MANAGEMENT OF ILLINOIS INC	\$16,578.32
	E101905	02/03/2020	093765	WATER ENGINEERING, INC.	\$1,650.00
	E101906	02/03/2020	137878	WHITE WOLF WEB PRINTERS INC	\$615.08
	E101907	02/03/2020	109852	WURTH BAER SUPPLY CO	\$416.53
<b>01 - Total</b>					<b>\$1,877,969.99</b>
02	26639	02/03/2020	106893	WICHITA WATER CONDITIONING INC	\$7.50
	26640	02/03/2020	101476	SODEXO INC & AFFILIATES	\$470,201.71
<b>02 - Total</b>					<b>\$470,209.21</b>
06	469099	02/03/2020	133480	BERINGER CIACCIO DENNELL MABREY	\$4,450.00
	469164	02/03/2020	132669	DIGITAL DOT SYSTEMS INC	\$70.00
	469269	02/03/2020	058775	LAMP RYNEARSON ASSOCIATES INC	\$1,701.93
	469311	02/03/2020	131328	MILLER ELECTRIC COMPANY	\$9,875.00
	469315	02/03/2020	134532	MORRISSEY ENGINEERING INC	\$6,000.00
	469355	02/03/2020	136568	PERFORMANCE ENGINEERING INC	\$500.00
	469410	02/03/2020	142102	STERLING COMPUTERS CORPORATION	\$15,624.74
	469425	02/03/2020	141772	TRED-MARK FINANCIAL INC	\$51,248.00
	E101833	02/03/2020	102832	AOI	\$401.73
	E101869	02/03/2020	140636	IPEVO INC	\$199.00
	E101893	02/03/2020	136847	RIVERSIDE TECHNOLOGIES INC	\$1,335.00
	E101902	02/03/2020	141363	PATTI BANKS ASSOCIATES LLC	\$2,520.00
<b>06 - Total</b>					<b>\$93,925.40</b>
07	469078	02/03/2020	010040	A & D TECHNICAL SUPPLY CO INC	\$882.98
	469099	02/03/2020	133480	BERINGER CIACCIO DENNELL MABREY	\$9,100.00
	469124	02/03/2020	135245	BAHR VERMEER HAECKER ARCHITECTS	\$6,857.00
	469154	02/03/2020	131003	DAILY RECORD	\$138.40
	469269	02/03/2020	058775	LAMP RYNEARSON ASSOCIATES INC	\$56,190.00
	469315	02/03/2020	134532	MORRISSEY ENGINEERING INC	\$63,250.00



## Millard Public Schools Check Register Prepared for the Board Meeting for Feb 3, 2020

Fund	Check Number	Check Date	Vendor Number	Vendor Name	Transaction Amount
<b>07 - Total</b>					<b>\$136,418.38</b>
11	469055	01/16/2020	141914	JOSEPH BECKMAN	\$4,500.00
	469057	01/16/2020	141536	OMAHA STREET PERCUSSION LLC	\$450.00
	469066	01/23/2020	141255	REBECCA J GOMEZ	\$325.00
	469095	02/03/2020	143069	BANISTERS LEADERSHIP ACADEMY	\$1,500.00
	469109	02/03/2020	139184	VAN DEURSEN ENTERPRISES INC	\$1,795.00
	469130	02/03/2020	133970	CCS PRESENTATION SYSTEMS	\$1,199.27
	469146	02/03/2020	132443	CORNERSTONES OF CARE	\$7,550.00
	469219	02/03/2020	141551	LAURA S HIGHTOWER	\$207.89
	469222	02/03/2020	134183	CHRISTY L HODGE	\$47.36
	469232	02/03/2020	130283	KARA L HUTTON	\$17.08
	469237	02/03/2020	049850	HY-VEE INC	\$209.11
	469258	02/03/2020	141208	ERINN R KOMP	\$7.82
	469311	02/03/2020	131328	MILLER ELECTRIC COMPANY	\$417.00
	469336	02/03/2020	143079	OH-K FAST PRINT	\$173.33
	469338	02/03/2020	142402	KURT G GOETZINGER	\$332.50
	469372	02/03/2020	136841	REAGAN ELEMENTARY	\$166.00
	469382	02/03/2020	071023	OMAHA THEATER CO FOR YOUNG PEOPLE	\$720.00
	469385	02/03/2020	100581	SCHOLASTIC BOOK CLUBS INC	\$910.00
	469412	02/03/2020	139843	STUDENT TRANSPORATION NEBRASKA INC	\$551.18
	469430	02/03/2020	100923	UNIVERSITY OF NEBRASKA LINCOLN	\$60.00
469436	02/03/2020	091040	VAL LTD	\$108.00	
469454	02/03/2020	135890	YOUTH FRONTIERS INC	\$1,980.00	
<b>11 - Total</b>					<b>\$23,226.54</b>
14	469081	02/03/2020	097000	AETNA LIFE INSURANCE CO	\$184,177.98
	469391	02/03/2020	142167	SCRIP POINT	\$6,000.00
<b>14 - Total</b>					<b>\$190,177.98</b>
17	469154	02/03/2020	131003	DAILY RECORD	\$17.30

## Millard Public Schools Check Register Prepared for the Board Meeting for Feb 3, 2020

Fund	Check Number	Check Date	Vendor Number	Vendor Name	Transaction Amount
17	469165	02/03/2020	133268	DOCUMENT FINISHING RESOURCES INC	\$2,874.00
	469175	02/03/2020	038140	ELECTRONIC SOUND INC.	\$6,576.11
	469250	02/03/2020	136678	K C PETERSEN CONSTRUCTION CO	\$27,650.00
	469269	02/03/2020	058775	LAMP RYNEARSON ASSOCIATES INC	\$6,600.00
	469307	02/03/2020	143017	VISUAL EDGE INC	\$5,495.00
	469311	02/03/2020	131328	MILLER ELECTRIC COMPANY	\$1,348.00
	469339	02/03/2020	131057	OMAHA NEON SIGN COMPANY INC.	\$2,620.00
	469369	02/03/2020	134598	PRIME COMMUNICATIONS INC	\$1,229.09
	469410	02/03/2020	142102	STERLING COMPUTERS CORPORATION	\$9,531.12
	E101864	02/03/2020	044891	THE PROPHET CORPORATION	\$3,391.81
	E101896	02/03/2020	083175	SHEPPARD'S BUSINESS INTERIORS	\$54,176.29
	E101898	02/03/2020	141665	STANBURY UNIFORMS INC	\$160,480.00
<b>17 - Total</b>					<b>\$281,988.72</b>
50	469062	01/23/2020	138820	ANNE WINFIELD CHAPMAN	\$600.00
	469068	01/23/2020	143075	CONNIE L MULLIGAN	\$850.00
	469069	01/23/2020	142527	MARK A MYERS	\$850.00
	469072	01/23/2020	141130	NICHOLAS A QUAMME	\$850.00
	469073	01/23/2020	141700	JENNIFER JULIE RANDALL	\$850.00
	469076	01/23/2020	143074	CHAD A WILLIAMS	\$850.00
	469179	02/03/2020	141914	JOSEPH BECKMAN	\$2,250.00
	469236	02/03/2020	049851	HY-VEE INC	\$576.00
	469240	02/03/2020	141934	KAITLIN KENNY	\$150.00
	469256	02/03/2020	141070	JODI A KLEIN	\$23.56
	469265	02/03/2020	143081	LINDA M SOUTHARD	\$1,091.15
	469345	02/03/2020	142083	BRIAN O'NEAL	\$170.00
	469379	02/03/2020	079310	ROCKBROOK CAMERA CENTER	\$455.00
	E101847	02/03/2020	134039	CROUCH RECREATION INC	\$22,532.00
	E101853	02/03/2020	033473	DIETZE MUSIC HOUSE INC	\$9,328.91

## Millard Public Schools Check Register Prepared for the Board Meeting for Feb 3, 2020

Fund	Check Number	Check Date	Vendor Number	Vendor Name	Transaction Amount
50	E101859	02/03/2020	101075	FITNESS FINDERS INC	\$143.10
	E101877	02/03/2020	060100	JOE MCDERMOTT & ASSOCIATES INC	\$252.54
<b>50 - Total</b>					<b>\$41,822.26</b>
99	469055	01/16/2020	141914	JOSEPH BECKMAN	(\$180.00)
	469068	01/23/2020	143075	CONNIE L MULLIGAN	(\$34.00)
	469069	01/23/2020	142527	MARK A MYERS	(\$34.00)
	469072	01/23/2020	141130	NICHOLAS A QUAMME	(\$34.00)
	469073	01/23/2020	141700	JENNIFER JULIE RANDALL	(\$34.00)
	469076	01/23/2020	143074	CHAD A WILLIAMS	(\$34.00)
	469179	02/03/2020	141914	JOSEPH BECKMAN	(\$209.80)
<b>99 - Total</b>					<b>(\$559.80)</b>
<b>Overall - Total</b>					<b>\$3,115,178.68</b>

## Current Cash Balance

Sorted by Site ID, Group ID, Activity ID.

From 12/01/2019 to 12/31/2019.

Site ID	Site Name	Beginning Cash	Receipts	Disbursements	Adjustments	Cash Balance
Group ID	Group Name					
Activity ID	Activity Name					
<b>DSAC</b>	<b>Don Stroh Administration Center</b>					
<b>A</b>	<b>ACTIVITY GENERAL</b>					
1010	General Admin	120,754.90	17.40	0.00	0.00	120,772.30
1025	Savings	317.49	0.00	0.00	0.00	317.49
1030	Staff Vending	1,490.89	69.81	301.58	0.00	1,259.12
1105	Laptop Insurance	0.00	0.00	0.00	0.00	0.00
1106	Laptop Loss/Damage	0.00	0.00	0.00	0.00	0.00
	<b>A Totals:</b>	<b>122,563.28</b>	<b>87.21</b>	<b>301.58</b>	<b>0.00</b>	<b>122,348.91</b>
<b>E</b>	<b>ADMINISTRATIVE CUSTODIAL</b>					
5005	Activity Express	155,978.35	1,890.00	2,102.00	0.00	155,766.35
5009	Friday Folder Advertising	0.00	0.00	0.00	0.00	0.00
5011	Creative Cottage Crafts	2,364.49	509.99	338.53	0.00	2,535.95
5060	Hospitality	4.59	0.00	0.00	0.00	4.59
5062	Ed Services Hospitality	147.73	0.00	0.00	0.00	147.73
5080	Media	0.00	0.00	0.00	0.00	0.00
5081	MPS App	3,499.98	0.00	0.00	0.00	3,499.98
5096	MPS Activities Calendar	1,274.76	0.00	0.00	0.00	1,274.76
5098	NFUSSD	0.00	0.00	0.00	0.00	0.00
5110	Other Student Activities	0.00	0.00	0.00	0.00	0.00
5140	PayBac	0.00	0.00	0.00	0.00	0.00
5165	Logo Sales	923.43	0.00	0.00	0.00	923.43
5176	Student Showcase	60.00	0.00	0.00	0.00	60.00
5177	Staff Development	0.00	0.00	0.00	0.00	0.00
5178	STOP Hunger	4.84	0.00	0.00	0.00	4.84
5225	WF Student Donation	5,660.18	0.00	0.00	0.00	5,660.18
5250	Instrument Rental	-4,507.16	605.00	3,451.64	0.00	-7,353.80
5255	South Swim Lessons	14,795.00	0.00	0.00	0.00	14,795.00
5260	North Swim Lessons	6,790.00	0.00	0.00	0.00	6,790.00
5265	West Swim Lessons	8,460.00	0.00	0.00	0.00	8,460.00
5270	North Open Swim	1,647.00	0.00	0.00	0.00	1,647.00
5275	West Open Swim	4,100.00	0.00	0.00	0.00	4,100.00
5280	South Open Swim	4,781.00	0.00	0.00	0.00	4,781.00
5285	Maintenance Vending	623.66	50.98	0.00	0.00	674.64
5290	Tech Vending	708.07	56.49	95.60	0.00	668.96
5295	Facility Use Rental Fee	27,867.08	12,968.50	0.00	0.00	40,835.58
5300	Facility Use Building Access	32,554.00	18,320.00	0.00	0.00	50,874.00
5305	Facility Use Staffing	17,182.00	4,621.00	0.00	0.00	21,803.00
5310	Check Collection	483.15	0.00	0.00	0.00	483.15
	<b>E Totals:</b>	<b>285,402.15</b>	<b>39,021.96</b>	<b>5,987.77</b>	<b>0.00</b>	<b>318,436.34</b>
<b>Q</b>	<b>STUDENT FEE FUND</b>					
7195	HAL Field Trips	3,235.96	0.00	0.00	0.00	3,235.96
	<b>Q Totals:</b>	<b>3,235.96</b>	<b>0.00</b>	<b>0.00</b>	<b>0.00</b>	<b>3,235.96</b>

# Current Cash Balance

Sorted by Site ID, Group ID, Activity ID.

From 12/01/2019 to 12/31/2019.

Site ID	Site Name						
Group ID	Group Name						
Activity ID	Activity Name		Beginning Cash	Receipts	Disbursements	Adjustments	Cash Balance
	DSAC	Totals:	411,201.39	39,109.17	6,289.35	0.00	444,021.21

# Current Cash Balance

Sorted by Site ID, Group ID, Activity ID.  
From 12/01/2019 to 12/31/2019.

Site ID	Site Name	Beginning Cash	Receipts	Disbursements	Adjustments	Cash Balance
Group ID	Group Name					
Activity ID	Activity Name					
<b>Abbott</b>	<b>Abbott Elementary</b>					
<b>A</b>	<b>ACTIVITY GENERAL</b>					
1010	General Admin	35,907.93	2,718.12	4,230.00	0.00	34,396.05
1020	Volunteers-General	327.65	0.00	0.00	0.00	327.65
1030	Staff Vending	226.79	0.00	0.00	0.00	226.79
1105	Laptop Insurance	0.00	549.00	0.00	0.00	549.00
1106	Laptop Loss/Damage	0.00	0.00	0.00	0.00	0.00
<b>A Totals:</b>		<b>36,462.37</b>	<b>3,267.12</b>	<b>4,230.00</b>	<b>0.00</b>	<b>35,499.49</b>
<b>D</b>	<b>CLUBS AND ORGANIZATIONS</b>					
4040	Art	0.00	0.00	0.00	0.00	0.00
4230	Environmental Club	0.00	0.00	0.00	0.00	0.00
4440	Leadership Club	0.00	0.00	0.00	0.00	0.00
4500	Music	0.00	0.00	0.00	0.00	0.00
4540	Other Clubs	0.00	0.00	0.00	0.00	0.00
4580	Reading	0.00	0.00	0.00	0.00	0.00
4620	Safety Patrol	0.00	0.00	0.00	0.00	0.00
4660	Spanish Club	0.00	0.00	0.00	0.00	0.00
4710	Student Council	494.12	0.00	0.00	0.00	494.12
4760	World Language	102.48	0.00	0.00	0.00	102.48
<b>D Totals:</b>		<b>596.60</b>	<b>0.00</b>	<b>0.00</b>	<b>0.00</b>	<b>596.60</b>
<b>E</b>	<b>ADMINISTRATIVE CUSTODIAL</b>					
5040	Fundraising-General	0.00	0.00	0.00	0.00	0.00
5060	Hospitality	0.00	0.00	0.00	0.00	0.00
5080	Media	3,228.07	55.00	27.54	0.00	3,255.53
5110	Other Student Activities	0.00	0.00	0.00	0.00	0.00
5121	KG Field Trips-Curriculum Related	-62.68	0.00	0.00	0.00	-62.68
5122	1st Grade Field Trips-Curriculum Related	-373.67	0.00	0.00	0.00	-373.67
5123	2nd Grade Field Trips-Curriculum Related	390.67	11.50	368.76	0.00	33.41
5124	3rd Grade Field Trips-Curriculum Related	510.78	0.00	347.52	0.00	163.26
5125	4th Grade Field Trips-Curriculum Related	-49.18	0.00	0.00	0.00	-49.18
5126	5th Grade Field Trips-Curriculum Related	-221.09	836.00	581.00	0.00	33.91
5127	6th Grade Field Trips-Curriculum Related	0.00	0.00	0.00	0.00	0.00
5128	7th Grade Field Trips-Curriculum Related	0.00	0.00	0.00	0.00	0.00
5129	8th Grade Field Trips-Curriculum Related	0.00	0.00	0.00	0.00	0.00
5180	Teacher Fund/Grants	739.33	420.00	508.00	0.00	651.33
<b>E Totals:</b>		<b>4,162.23</b>	<b>1,322.50</b>	<b>1,832.82</b>	<b>0.00</b>	<b>3,651.91</b>

# Current Cash Balance

Sorted by Site ID, Group ID, Activity ID.  
From 12/01/2019 to 12/31/2019.

Site ID Group ID	Site Name Group Name	Activity ID	Activity Name	Beginning Cash	Receipts	Disbursements	Adjustments	Cash Balance
Q	STUDENT FEE FUND							
	7000		KG Field Trips	0.00	0.00	0.00	0.00	0.00
	7010		1st Grade Field Trips	0.00	0.00	0.00	0.00	0.00
	7020		2nd Grade Field Trips	0.00	0.00	0.00	0.00	0.00
	7030		3rd Grade Field Trips	0.00	0.00	0.00	0.00	0.00
	7040		4th Grade Field Trips	0.00	0.00	0.00	0.00	0.00
	7050		5th Grade Field Trips	0.00	0.00	0.00	0.00	0.00
	7900		Field Trips-Other	0.00	0.00	0.00	0.00	0.00
	Q		Totals:	0.00	0.00	0.00	0.00	0.00
	Abbott		Totals:	41,221.20	4,589.62	6,062.82	0.00	39,748.00

## Current Cash Balance

Sorted by Site ID, Group ID, Activity ID.

From 12/01/2019 to 12/31/2019.

Site ID	Site Name	Beginning Cash	Receipts	Disbursements	Adjustments	Cash Balance
Group ID	Group Name					
Activity ID	Activity Name					
<b>Ackerm</b>	<b>Ackerman Elementary</b>					
<b>A</b>	<b>ACTIVITY GENERAL</b>					
1010	General Admin	6,515.29	18.27	21.40	0.00	6,512.16
1020	Volunteers-General	99,129.18	8,850.49	8,822.30	-20.00	99,137.37
1022	Volunteers - Hospitality	0.00	0.00	0.00	0.00	0.00
1030	Staff Vending	0.00	0.00	0.00	0.00	0.00
1105	Laptop Insurance	17.50	0.00	0.00	0.00	17.50
1106	Laptop Loss/Damage	0.00	0.00	0.00	0.00	0.00
	<b>A Totals:</b>	<b>105,661.97</b>	<b>8,868.76</b>	<b>8,843.70</b>	<b>-20.00</b>	<b>105,667.03</b>
<b>D</b>	<b>CLUBS AND ORGANIZATIONS</b>					
4040	Art	4,603.97	6.00	416.66	0.00	4,193.31
4070	Birthday Book Club	0.00	0.00	0.00	0.00	0.00
4140	Choir	0.00	0.00	0.00	0.00	0.00
4270	Field Day	1,388.60	0.00	0.00	0.00	1,388.60
4580	Reading	0.00	0.00	0.00	0.00	0.00
4710	Student Council	646.31	0.00	0.00	0.00	646.31
4770	Yearbook	1,020.57	0.00	0.00	0.00	1,020.57
	<b>D Totals:</b>	<b>7,659.45</b>	<b>6.00</b>	<b>416.66</b>	<b>0.00</b>	<b>7,248.79</b>
<b>E</b>	<b>ADMINISTRATIVE CUSTODIAL</b>					
5040	Fundraising-General	0.00	0.00	0.00	0.00	0.00
5060	Hospitality	0.00	0.00	0.00	0.00	0.00
5070	Library	1,942.29	0.00	26.42	0.00	1,915.87
5110	Other Student Activities	0.00	0.00	0.00	0.00	0.00
5121	KG Field Trips-Curriculum Related	-424.38	0.00	0.00	0.00	-424.38
5122	1st Grade Field Trips-Curriculum Related	-268.98	0.00	0.00	0.00	-268.98
5123	2nd Grade Field Trips-Curriculum Related	54.46	0.00	0.00	0.00	54.46
5124	3rd Grade Field Trips-Curriculum Related	-205.59	289.00	0.00	0.00	83.41
5125	4th Grade Field Trips-Curriculum Related	0.00	0.00	0.00	0.00	0.00
5126	5th Grade Field Trips-Curriculum Related	226.31	0.00	0.00	0.00	226.31
5140	PayBac	32.75	0.00	0.00	0.00	32.75
5180	Teacher Fund/Grants	407.13	0.00	0.00	0.00	407.13
	<b>E Totals:</b>	<b>1,763.99</b>	<b>289.00</b>	<b>26.42</b>	<b>0.00</b>	<b>2,026.57</b>
<b>Q</b>	<b>STUDENT FEE FUND</b>					
7000	KG Field Trips	0.00	0.00	0.00	0.00	0.00
7010	1st Grade Field Trips	0.00	0.00	0.00	0.00	0.00
7020	2nd Grade Field Trips	0.00	0.00	0.00	0.00	0.00
7030	3rd Grade Field Trips	0.00	0.00	0.00	0.00	0.00
7040	4th Grade Field Trips	0.00	0.00	0.00	0.00	0.00
7050	5th Grade Field Trips	0.00	0.00	0.00	0.00	0.00
7900	Field Trips-Other	0.00	0.00	0.00	0.00	0.00
	<b>Q Totals:</b>	<b>0.00</b>	<b>0.00</b>	<b>0.00</b>	<b>0.00</b>	<b>0.00</b>



## Current Cash Balance

Sorted by Site ID, Group ID, Activity ID.

From 12/01/2019 to 12/31/2019.

Site ID	Site Name					
Group ID	Group Name					
Activity ID	Activity Name	Beginning Cash	Receipts	Disbursements	Adjustments	Cash Balance
Ackerma Totals:		115,085.41	9,163.76	9,286.78	-20.00	114,942.39

# Current Cash Balance

Sorted by Site ID, Group ID, Activity ID.  
From 12/01/2019 to 12/31/2019.

Site ID Group ID	Site Name Group Name	Activity ID	Activity Name	Beginning Cash	Receipts	Disbursements	Adjustments	Cash Balance
<b>Aldrich</b>	<b>Aldrich Elementary</b>							
<b>A</b>	<b>ACTIVITY GENERAL</b>							
	1010	General Admin		17,750.39	26.25	301.16	0.98	17,476.46
	1030	Staff Vending		281.23	0.00	0.00	0.00	281.23
	1105	Laptop Insurance		0.00	630.00	0.00	0.00	630.00
	1106	Laptop Loss/Damage		0.00	0.00	0.00	0.00	0.00
		<b>A Totals:</b>		<b>18,031.62</b>	<b>656.25</b>	<b>301.16</b>	<b>0.98</b>	<b>18,387.69</b>
<b>D</b>	<b>CLUBS AND ORGANIZATIONS</b>							
	4040	Art		0.00	0.00	0.00	0.00	0.00
	4070	Birthday Book Club		3,792.85	210.00	267.73	0.00	3,735.12
	4710	Student Council		0.00	0.00	0.00	0.00	0.00
		<b>D Totals:</b>		<b>3,792.85</b>	<b>210.00</b>	<b>267.73</b>	<b>0.00</b>	<b>3,735.12</b>
<b>E</b>	<b>ADMINISTRATIVE CUSTODIAL</b>							
	5040	Fundraising-General		0.00	0.00	0.00	0.00	0.00
	5060	Hospitality		0.00	0.00	0.00	0.00	0.00
	5070	Library		864.76	0.00	0.00	0.00	864.76
	5110	Other Student Activities		0.00	0.00	0.00	0.00	0.00
	5121	KG Field Trips-Curriculum Related		70.42	0.00	0.00	0.00	70.42
	5122	1st Grade Field Trips-Curriculum Related		0.00	752.00	425.00	0.00	327.00
	5123	2nd Grade Field Trips-Curriculum Related		0.00	0.00	0.00	0.00	0.00
	5124	3rd Grade Field Trips-Curriculum Related		0.00	0.00	0.00	0.00	0.00
	5125	4th Grade Field Trips-Curriculum Related		17.37	0.00	0.00	0.00	17.37
	5126	5th Grade Field Trips-Curriculum Related		0.00	0.00	0.00	0.00	0.00
		<b>E Totals:</b>		<b>952.55</b>	<b>752.00</b>	<b>425.00</b>	<b>0.00</b>	<b>1,279.55</b>
<b>Q</b>	<b>STUDENT FEE FUND</b>							
	7000	KG Field Trips		0.00	0.00	0.00	0.00	0.00
	7010	1st Grade Field Trips		0.00	0.00	0.00	0.00	0.00
	7020	2nd Grade Field Trips		0.00	0.00	0.00	0.00	0.00
	7030	3rd Grade Field Trips		0.00	0.00	0.00	0.00	0.00
	7040	4th Grade Field Trips		0.00	0.00	0.00	0.00	0.00
	7050	5th Grade Field Trips		0.00	0.00	0.00	0.00	0.00
	7900	Field Trips-Other		0.00	0.00	0.00	0.00	0.00
		<b>Q Totals:</b>		<b>0.00</b>	<b>0.00</b>	<b>0.00</b>	<b>0.00</b>	<b>0.00</b>
		<b>Aldrich Totals:</b>		<b>22,777.02</b>	<b>1,618.25</b>	<b>993.89</b>	<b>0.98</b>	<b>23,402.36</b>

## Current Cash Balance

Sorted by Site ID, Group ID, Activity ID.

From 12/01/2019 to 12/31/2019.

Site ID	Site Name	Beginning Cash	Receipts	Disbursements	Adjustments	Cash Balance
Group ID	Group Name					
Activity ID	Activity Name					
<b>BlackEl</b>	<b>Black Elk Elementary</b>					
<b>A</b>	<b>ACTIVITY GENERAL</b>					
1010	General Admin	18,717.17	3.14	75.35	0.00	18,644.96
1020	Volunteers-General	35,967.18	786.00	1,397.82	0.00	35,355.36
1022	Volunteers - Hospitality	0.00	0.00	0.00	0.00	0.00
1030	Staff Vending	0.00	0.00	0.00	0.00	0.00
1105	Laptop Insurance	0.00	0.00	0.00	0.00	0.00
1106	Laptop Loss/Damage	0.00	0.00	0.00	0.00	0.00
	<b>A Totals:</b>	<b>54,684.35</b>	<b>789.14</b>	<b>1,473.17</b>	<b>0.00</b>	<b>54,000.32</b>
<b>D</b>	<b>CLUBS AND ORGANIZATIONS</b>					
4040	Art	5,319.24	375.20	2,501.40	0.00	3,193.04
4070	Birthday Book Club	3,153.29	0.00	0.00	0.00	3,153.29
4140	Choir	351.51	0.00	0.00	0.00	351.51
4270	Field Day	1,307.72	0.00	10.98	0.00	1,296.74
4540	Other Clubs	0.00	0.00	0.00	0.00	0.00
4580	Reading	50.65	0.00	0.00	0.00	50.65
4710	Student Council	2,799.59	303.66	0.00	0.00	3,103.25
	<b>D Totals:</b>	<b>12,982.00</b>	<b>678.86</b>	<b>2,512.38</b>	<b>0.00</b>	<b>11,148.48</b>
<b>E</b>	<b>ADMINISTRATIVE CUSTODIAL</b>					
5040	Fundraising-General	0.00	0.00	0.00	0.00	0.00
5065	Hospitality-VIP	1,095.09	0.00	282.10	0.00	812.99
5080	Media	5,080.10	0.00	15.20	0.00	5,064.90
5100	Other Adm Custodial	0.00	0.00	0.00	0.00	0.00
5110	Other Student Activities	0.00	0.00	0.00	0.00	0.00
5121	KG Field Trips-Curriculum Related	6.50	0.00	0.00	0.00	6.50
5122	1st Grade Field Trips-Curriculum Related	0.00	0.00	0.00	0.00	0.00
5123	2nd Grade Field Trips-Curriculum Related	0.00	0.00	0.00	0.00	0.00
5124	3rd Grade Field Trips-Curriculum Related	0.00	0.00	0.00	0.00	0.00
5125	4th Grade Field Trips-Curriculum Related	0.00	0.00	0.00	0.00	0.00
5126	5th Grade Field Trips-Curriculum Related	0.00	0.00	0.00	0.00	0.00
5140	PayBac	870.89	0.00	0.00	0.00	870.89
	<b>E Totals:</b>	<b>7,052.58</b>	<b>0.00</b>	<b>297.30</b>	<b>0.00</b>	<b>6,755.28</b>
<b>Q</b>	<b>STUDENT FEE FUND</b>					
7900	Field Trips-Other	0.00	0.00	0.00	0.00	0.00
	<b>Q Totals:</b>	<b>0.00</b>	<b>0.00</b>	<b>0.00</b>	<b>0.00</b>	<b>0.00</b>
	<b>BlackElk Totals:</b>	<b>74,718.93</b>	<b>1,468.00</b>	<b>4,282.85</b>	<b>0.00</b>	<b>71,904.08</b>

## Current Cash Balance

Sorted by Site ID, Group ID, Activity ID.  
From 12/01/2019 to 12/31/2019.

Site ID Group ID	Site Name Group Name	Activity ID	Activity Name	Beginning Cash	Receipts	Disbursements	Adjustments	Cash Balance
Bryan	Bryan Elementary School							
A	ACTIVITY GENERAL							
	1010		General Admin	15,186.04	1.82	0.00	0.00	15,187.86
	1030		Staff Vending	170.59	65.62	0.00	0.00	236.21
	1105		Laptop Insurance	1,015.50	0.00	0.00	0.00	1,015.50
	1106		Laptop Loss/Damage	14.00	0.00	0.00	0.00	14.00
		A	Totals:	16,386.13	67.44	0.00	0.00	16,453.57
D	CLUBS AND ORGANIZATIONS							
	4040		Art	394.60	0.00	0.00	0.00	394.60
	4220		Drama Club	122.07	0.00	0.00	0.00	122.07
	4500		Music	673.51	0.00	0.00	0.00	673.51
	4710		Student Council	1,641.67	0.00	0.00	0.00	1,641.67
		D	Totals:	2,831.85	0.00	0.00	0.00	2,831.85
E	ADMINISTRATIVE CUSTODIAL							
	5015		Circle of Friends	0.00	0.00	0.00	0.00	0.00
	5040		Fundraising-General	16,577.20	111.45	138.39	0.00	16,550.26
	5060		Hospitality	0.00	0.00	0.00	0.00	0.00
	5080		Media	5,299.46	0.00	0.00	0.00	5,299.46
	5100		Other Adm Custodial	0.00	0.00	0.00	0.00	0.00
	5110		Other Student Activities	1,640.54	0.00	0.00	0.00	1,640.54
	5121		KG Field Trips-Curriculum Related	-657.07	0.00	0.00	0.00	-657.07
	5122		1st Grade Field Trips-Curriculum Related	0.00	0.00	0.00	0.00	0.00
	5123		2nd Grade Field Trips-Curriculum Related	0.00	0.00	165.50	0.00	-165.50
	5124		3rd Grade Field Trips-Curriculum Related	0.00	0.00	0.00	0.00	0.00
	5125		4th Grade Field Trips-Curriculum Related	-501.79	0.00	0.00	0.00	-501.79
	5126		5th Grade Field Trips-Curriculum Related	0.00	0.00	0.00	0.00	0.00
	5180		Teacher Fund/Grants	1,489.84	0.00	0.00	0.00	1,489.84
		E	Totals:	23,848.18	111.45	303.89	0.00	23,655.74
Q	STUDENT FEE FUND							
	7900		Field Trips-Other	0.00	0.00	0.00	0.00	0.00
		Q	Totals:	0.00	0.00	0.00	0.00	0.00
		Bryan	Totals:	43,066.16	178.89	303.89	0.00	42,941.16

# Current Cash Balance

Sorted by Site ID, Group ID, Activity ID.  
From 12/01/2019 to 12/31/2019.

Site ID Group ID	Site Name Group Name	Activity ID	Activity Name	Beginning Cash	Receipts	Disbursements	Adjustments	Cash Balance
<b>Cather</b>	<b>Cather Elementary</b>							
<b>A</b>	<b>ACTIVITY GENERAL</b>							
	1010		General Admin	9,153.65	183.39	293.71	0.00	9,043.33
	1030		Staff Vending	0.00	0.00	0.00	0.00	0.00
	1105		Laptop Insurance	953.50	431.00	0.00	0.00	1,384.50
	1106		Laptop Loss/Damage	0.00	0.00	0.00	0.00	0.00
		<b>A</b>	<b>Totals:</b>	<b>10,107.15</b>	<b>614.39</b>	<b>293.71</b>	<b>0.00</b>	<b>10,427.83</b>
<b>D</b>	<b>CLUBS AND ORGANIZATIONS</b>							
	4038		Archery	-52.05	0.00	0.00	0.00	-52.05
	4040		Art	0.00	0.00	0.00	0.00	0.00
	4090		Bowling Club	0.00	0.00	0.00	0.00	0.00
	4500		Music	0.00	0.00	0.00	0.00	0.00
	4540		Other Clubs	531.50	0.00	0.00	0.00	531.50
	4600		Robotics & Engineering Club	2,307.21	0.00	0.00	0.00	2,307.21
	4610		SAFE/DARE/Drug Free	77.23	0.00	0.00	0.00	77.23
	4710		Student Council	1,057.88	63.95	434.57	0.00	687.26
		<b>D</b>	<b>Totals:</b>	<b>3,921.77</b>	<b>63.95</b>	<b>434.57</b>	<b>0.00</b>	<b>3,551.15</b>
<b>E</b>	<b>ADMINISTRATIVE CUSTODIAL</b>							
	5040		Fundraising-General	175.47	0.00	0.00	0.00	175.47
	5060		Hospitality	-2.54	0.00	0.00	0.00	-2.54
	5070		Library	2,595.97	96.05	0.00	0.00	2,692.02
	5110		Other Student Activities	0.00	0.00	0.00	0.00	0.00
	5121		KG Field Trips-Curriculum Related	73.93	0.00	0.00	0.00	73.93
	5122		1st Grade Field Trips-Curriculum Related	94.50	7.00	0.00	0.00	101.50
	5123		2nd Grade Field Trips-Curriculum Related	648.93	0.00	0.00	0.00	648.93
	5124		3rd Grade Field Trips-Curriculum Related	99.41	364.00	453.98	0.00	9.43
	5125		4th Grade Field Trips-Curriculum Related	94.50	0.00	0.00	0.00	94.50
	5126		5th Grade Field Trips-Curriculum Related	243.16	0.00	0.00	0.00	243.16
	5140		PayBac	1,707.03	0.00	0.00	0.00	1,707.03
	5181		Grants	397.51	0.00	0.00	0.00	397.51
		<b>E</b>	<b>Totals:</b>	<b>6,127.87</b>	<b>467.05</b>	<b>453.98</b>	<b>0.00</b>	<b>6,140.94</b>
<b>Q</b>	<b>STUDENT FEE FUND</b>							
	7000		KG Field Trips	0.00	0.00	0.00	0.00	0.00
	7010		1st Grade Field Trips	0.00	0.00	0.00	0.00	0.00
	7020		2nd Grade Field Trips	0.00	0.00	0.00	0.00	0.00
	7030		3rd Grade Field Trips	0.00	0.00	0.00	0.00	0.00
	7040		4th Grade Field Trips	0.00	0.00	0.00	0.00	0.00
	7050		5th Grade Field Trips	0.00	0.00	0.00	0.00	0.00
	7900		Field Trips-Other	0.00	0.00	0.00	0.00	0.00
		<b>Q</b>	<b>Totals:</b>	<b>0.00</b>	<b>0.00</b>	<b>0.00</b>	<b>0.00</b>	<b>0.00</b>
		<b>Cather</b>	<b>Totals:</b>	<b>20,156.79</b>	<b>1,145.39</b>	<b>1,182.26</b>	<b>0.00</b>	<b>20,119.92</b>

## Current Cash Balance

Sorted by Site ID, Group ID, Activity ID.  
From 12/01/2019 to 12/31/2019.

Site ID	Site Name					
Group ID	Group Name					
Activity ID	Activity Name	Beginning Cash	Receipts	Disbursements	Adjustments	Cash Balance
<b>Cody</b>	<b>Cody Elementary School</b>					
<b>A</b>	<b>ACTIVITY GENERAL</b>					
1010	General Admin	3,491.30	753.74	990.30	0.00	3,254.74
1030	Staff Vending	135.58	0.00	0.00	0.00	135.58
1043	Playground	1,987.22	0.00	0.00	0.00	1,987.22
1050	Projects/Support	765.26	0.00	0.00	0.00	765.26
1105	Laptop Insurance	0.00	135.00	0.00	0.00	135.00
1106	Laptop Loss/Damage	0.00	0.00	0.00	0.00	0.00
	<b>A Totals:</b>	<b>6,379.36</b>	<b>888.74</b>	<b>990.30</b>	<b>0.00</b>	<b>6,277.80</b>
<b>D</b>	<b>CLUBS AND ORGANIZATIONS</b>					
4040	Art	0.00	0.00	0.00	0.00	0.00
4100	Builders Club	136.00	0.00	0.00	0.00	136.00
4140	Choir	237.71	0.00	0.00	0.00	237.71
4540	Other Clubs	0.00	0.00	0.00	0.00	0.00
4710	Student Council	3,678.20	0.00	0.00	0.00	3,678.20
	<b>D Totals:</b>	<b>4,051.91</b>	<b>0.00</b>	<b>0.00</b>	<b>0.00</b>	<b>4,051.91</b>
<b>E</b>	<b>ADMINISTRATIVE CUSTODIAL</b>					
5040	Fundraising-General	0.00	0.00	0.00	0.00	0.00
5060	Hospitality	0.00	0.00	0.00	0.00	0.00
5080	Media	4,220.09	0.00	0.00	0.00	4,220.09
5110	Other Student Activities	776.32	0.00	0.00	0.00	776.32
5121	KG Field Trips-Curriculum Related	0.00	0.00	0.00	0.00	0.00
5122	1st Grade Field Trips-Curriculum Related	528.20	0.00	0.00	0.00	528.20
5123	2nd Grade Field Trips-Curriculum Related	713.70	0.00	0.00	0.00	713.70
5124	3rd Grade Field Trips-Curriculum Related	227.12	0.00	0.00	0.00	227.12
5125	4th Grade Field Trips-Curriculum Related	220.61	0.00	0.00	0.00	220.61
5126	5th Grade Field Trips-Curriculum Related	72.00	0.00	0.00	0.00	72.00
5165	Logo Sales	210.82	0.00	0.00	0.00	210.82
5170	Student Notebooks	0.00	0.00	0.00	0.00	0.00
	<b>E Totals:</b>	<b>6,968.86</b>	<b>0.00</b>	<b>0.00</b>	<b>0.00</b>	<b>6,968.86</b>
<b>Q</b>	<b>STUDENT FEE FUND</b>					
7000	KG Field Trips	0.00	0.00	0.00	0.00	0.00
7010	1st Grade Field Trips	48.05	0.00	0.00	0.00	48.05
7020	2nd Grade Field Trips	0.00	0.00	0.00	0.00	0.00
7030	3rd Grade Field Trips	0.00	0.00	0.00	0.00	0.00
7040	4th Grade Field Trips	0.00	0.00	0.00	0.00	0.00
7050	5th Grade Field Trips	0.00	0.00	0.00	0.00	0.00
7900	Field Trips-Other	0.00	0.00	0.00	0.00	0.00
	<b>Q Totals:</b>	<b>48.05</b>	<b>0.00</b>	<b>0.00</b>	<b>0.00</b>	<b>48.05</b>
	<b>Cody Totals:</b>	<b>17,448.18</b>	<b>888.74</b>	<b>990.30</b>	<b>0.00</b>	<b>17,346.62</b>

# Current Cash Balance

Sorted by Site ID, Group ID, Activity ID.  
From 12/01/2019 to 12/31/2019.

Site ID	Site Name	Group ID	Group Name	Activity ID	Activity Name	Beginning Cash	Receipts	Disbursements	Adjustments	Cash Balance
<b>Cottonw Cottonwood Elementary School</b>										
<b>A</b>	<b>ACTIVITY GENERAL</b>									
	1010		General Admin			20,137.92	40.61	105.30	0.00	20,073.23
	1030		Staff Vending			113.06	74.81	0.00	0.00	187.87
	1105		Laptop Insurance			0.00	261.00	0.00	0.00	261.00
	1106		Laptop Loss/Damage			0.00	0.00	0.00	0.00	0.00
			<b>A Totals:</b>			<b>20,250.98</b>	<b>376.42</b>	<b>105.30</b>	<b>0.00</b>	<b>20,522.10</b>
<b>D</b>	<b>CLUBS AND ORGANIZATIONS</b>									
	4040		Art			11.76	0.00	0.00	0.00	11.76
	4580		Reading			0.00	0.00	0.00	0.00	0.00
	4610		SAFE/DARE/Drug Free			0.00	0.00	0.00	0.00	0.00
	4710		Student Council			2,516.12	0.00	0.00	0.00	2,516.12
	4750		Volunteer Club			19,075.40	0.00	2,498.75	0.00	16,576.65
			<b>D Totals:</b>			<b>21,603.28</b>	<b>0.00</b>	<b>2,498.75</b>	<b>0.00</b>	<b>19,104.53</b>
<b>E</b>	<b>ADMINISTRATIVE CUSTODIAL</b>									
	5040		Fundraising-General			-60.46	0.00	0.00	0.00	-60.46
	5060		Hospitality			0.00	0.00	0.00	0.00	0.00
	5070		Library			1,314.28	0.00	0.00	0.00	1,314.28
	5110		Other Student Activities			1,566.11	0.00	0.00	0.00	1,566.11
	5121		KG Field Trips-Curriculum Related			0.00	0.00	0.00	0.00	0.00
	5122		1st Grade Field Trips-Curriculum Related			-350.65	0.00	0.00	0.00	-350.65
	5123		2nd Grade Field Trips-Curriculum Related			399.96	40.00	150.70	0.00	289.26
	5124		3rd Grade Field Trips-Curriculum Related			532.58	0.00	0.00	0.00	532.58
	5125		4th Grade Field Trips-Curriculum Related			0.00	0.00	0.00	0.00	0.00
	5126		5th Grade Field Trips-Curriculum Related			0.00	0.00	0.00	0.00	0.00
	5142		Preschool			0.00	0.00	0.00	0.00	0.00
	5180		Teacher Fund/Grants			192.58	0.00	0.00	0.00	192.58
			<b>E Totals:</b>			<b>3,594.40</b>	<b>40.00</b>	<b>150.70</b>	<b>0.00</b>	<b>3,483.70</b>
<b>Q</b>	<b>STUDENT FEE FUND</b>									
	7900		Field Trips-Other			0.00	0.00	0.00	0.00	0.00
			<b>Q Totals:</b>			<b>0.00</b>	<b>0.00</b>	<b>0.00</b>	<b>0.00</b>	<b>0.00</b>
<b>S</b>	<b>ATHLETIC</b>									
	9055		Athletics - Projects			0.00	0.00	0.00	0.00	0.00
			<b>S Totals:</b>			<b>0.00</b>	<b>0.00</b>	<b>0.00</b>	<b>0.00</b>	<b>0.00</b>
			<b>Cottonw Totals:</b>			<b>45,448.66</b>	<b>416.42</b>	<b>2,754.75</b>	<b>0.00</b>	<b>43,110.33</b>

## Current Cash Balance

Sorted by Site ID, Group ID, Activity ID.  
From 12/01/2019 to 12/31/2019.

Site ID Group ID	Site Name Group Name	Activity ID	Activity Name	Beginning Cash	Receipts	Disbursements	Adjustments	Cash Balance
Disney	Disney Elementary							
A	ACTIVITY GENERAL							
	1010		General Admin	4,488.10	1.38	0.00	0.00	4,489.48
	1015		Counseling	257.30	0.00	0.00	0.00	257.30
	1030		Staff Vending	368.57	0.00	116.08	0.00	252.49
	1046		Birthday Board	610.00	50.00	465.45	0.00	194.55
	1105		Laptop Insurance	0.00	316.00	0.00	0.00	316.00
	1106		Laptop Loss/Damage	0.00	0.00	0.00	0.00	0.00
		A	Totals:	5,723.97	367.38	581.53	0.00	5,509.82
D	CLUBS AND ORGANIZATIONS							
	4570		Play Production	3,480.99	75.00	132.00	0.00	3,423.99
	4710		Student Council	956.77	71.00	0.00	0.00	1,027.77
	4726		Unified Sports	417.20	530.00	59.80	0.00	887.40
		D	Totals:	4,854.96	676.00	191.80	0.00	5,339.16
E	ADMINISTRATIVE CUSTODIAL							
	5040		Fundraising-General	1,726.33	801.70	22.46	0.00	2,505.57
	5070		Library	819.78	0.00	0.00	0.00	819.78
	5120		P.E.	1,711.11	0.00	0.00	0.00	1,711.11
	5121		KG Field Trips-Curriculum Related	0.00	0.00	0.00	0.00	0.00
	5122		1st Grade Field Trips-Curriculum Related	39.00	0.00	0.00	0.00	39.00
	5123		2nd Grade Field Trips-Curriculum Related	-39.00	0.00	0.00	0.00	-39.00
	5124		3rd Grade Field Trips-Curriculum Related	0.50	0.00	0.00	0.00	0.50
	5125		4th Grade Field Trips-Curriculum Related	6.50	0.00	0.00	0.00	6.50
	5126		5th Grade Field Trips-Curriculum Related	13.45	0.00	0.00	0.00	13.45
		E	Totals:	4,277.67	801.70	22.46	0.00	5,056.91
Q	STUDENT FEE FUND							
	7090		ACP (SpEd) Trips	0.00	0.00	0.00	0.00	0.00
	7900		Field Trips-Other	0.00	0.00	0.00	0.00	0.00
		Q	Totals:	0.00	0.00	0.00	0.00	0.00
		Disney	Totals:	14,856.60	1,845.08	795.79	0.00	15,905.89



## Current Cash Balance

Sorted by Site ID, Group ID, Activity ID.  
From 12/01/2019 to 12/31/2019.

Site ID	Site Name	Beginning Cash	Receipts	Disbursements	Adjustments	Cash Balance
Group ID	Group Name					
Activity ID	Activity Name					
<b>Ezra</b>	<b>Ezra Elementary</b>					
<b>A</b>	<b>ACTIVITY GENERAL</b>					
1010	General Admin	15,229.68	8,484.10	974.68	0.00	22,739.10
1030	Staff Vending	0.00	0.00	0.00	0.00	0.00
1105	Laptop Insurance	17.50	639.00	0.00	0.00	656.50
1106	Laptop Loss/Damage	0.00	0.00	0.00	0.00	0.00
	<b>A Totals:</b>	<b>15,247.18</b>	<b>9,123.10</b>	<b>974.68</b>	<b>0.00</b>	<b>23,395.60</b>
<b>D</b>	<b>CLUBS AND ORGANIZATIONS</b>					
4010	40 Assets	0.00	0.00	0.00	0.00	0.00
4040	Art	0.00	0.00	0.00	0.00	0.00
4090	Bowling Club	0.00	0.00	0.00	0.00	0.00
4500	Music	1,073.30	0.00	0.00	0.00	1,073.30
	<b>D Totals:</b>	<b>1,073.30</b>	<b>0.00</b>	<b>0.00</b>	<b>0.00</b>	<b>1,073.30</b>
<b>E</b>	<b>ADMINISTRATIVE CUSTODIAL</b>					
5040	Fundraising-General	0.00	0.00	0.00	0.00	0.00
5060	Hospitality	0.00	0.00	0.00	0.00	0.00
5070	Library	3,714.89	0.00	0.00	0.00	3,714.89
5110	Other Student Activities	0.00	0.00	0.00	0.00	0.00
5121	KG Field Trips-Curriculum Related	40.57	0.00	0.00	0.00	40.57
5122	1st Grade Field Trips-Curriculum Related	391.72	0.00	0.00	0.00	391.72
5123	2nd Grade Field Trips-Curriculum Related	700.00	0.00	467.25	0.00	232.75
5124	3rd Grade Field Trips-Curriculum Related	700.00	0.00	0.00	0.00	700.00
5125	4th Grade Field Trips-Curriculum Related	-635.75	0.00	0.00	0.00	-635.75
5126	5th Grade Field Trips-Curriculum Related	3,242.56	30.00	1,330.00	0.00	1,942.56
5165	Logo Sales	0.00	0.00	0.00	0.00	0.00
5170	Student Notebooks	0.00	0.00	0.00	0.00	0.00
	<b>E Totals:</b>	<b>8,153.99</b>	<b>30.00</b>	<b>1,797.25</b>	<b>0.00</b>	<b>6,386.74</b>
<b>Q</b>	<b>STUDENT FEE FUND</b>					
7090	ACP (SpEd) Trips	0.00	0.00	0.00	0.00	0.00
7900	Field Trips-Other	0.00	0.00	0.00	0.00	0.00
	<b>Q Totals:</b>	<b>0.00</b>	<b>0.00</b>	<b>0.00</b>	<b>0.00</b>	<b>0.00</b>
<b>Ezra</b>	<b>Totals:</b>	<b>24,474.47</b>	<b>9,153.10</b>	<b>2,771.93</b>	<b>0.00</b>	<b>30,855.64</b>

# Current Cash Balance

Sorted by Site ID, Group ID, Activity ID.  
From 12/01/2019 to 12/31/2019.

Site ID	Site Name	Beginning Cash	Receipts	Disbursements	Adjustments	Cash Balance
Group ID	Group Name					
Activity ID	Activity Name					
<b>HarveyO Harvey Oaks Elementary</b>						
<b>A</b>	<b>ACTIVITY GENERAL</b>					
1010	General Admin	26,294.76	5,038.34	2,130.41	0.00	29,202.69
1030	Staff Vending	0.00	0.00	0.00	0.00	0.00
1105	Laptop Insurance	17.50	315.00	0.00	0.00	332.50
1106	Laptop Loss/Damage	0.00	0.00	0.00	0.00	0.00
1170	Wellness	621.77	0.00	0.00	0.00	621.77
<b>A Totals:</b>		<b>26,934.03</b>	<b>5,353.34</b>	<b>2,130.41</b>	<b>0.00</b>	<b>30,156.96</b>
<b>D</b>	<b>CLUBS AND ORGANIZATIONS</b>					
4040	Art	0.00	0.00	0.00	0.00	0.00
4140	Choir	0.00	0.00	0.00	0.00	0.00
4620	Safety Patrol	0.00	0.00	0.00	0.00	0.00
4710	Student Council	282.89	95.00	0.00	0.00	377.89
<b>D Totals:</b>		<b>282.89</b>	<b>95.00</b>	<b>0.00</b>	<b>0.00</b>	<b>377.89</b>
<b>E</b>	<b>ADMINISTRATIVE CUSTODIAL</b>					
5040	Fundraising-General	0.00	0.00	0.00	0.00	0.00
5050	HAL	0.00	0.00	0.00	0.00	0.00
5070	Library	888.78	0.00	112.32	0.00	776.46
5110	Other Student Activities	0.00	0.00	0.00	0.00	0.00
5121	KG Field Trips-Curriculum Related	434.00	0.00	0.00	0.00	434.00
5122	1st Grade Field Trips-Curriculum Related	18.35	0.00	0.00	0.00	18.35
5123	2nd Grade Field Trips-Curriculum Related	-208.80	0.00	0.00	0.00	-208.80
5124	3rd Grade Field Trips-Curriculum Related	0.00	148.00	0.00	0.00	148.00
5125	4th Grade Field Trips-Curriculum Related	0.00	0.00	0.00	0.00	0.00
5126	5th Grade Field Trips-Curriculum Related	150.00	0.00	0.00	0.00	150.00
5142	Preschool	412.00	0.00	300.00	0.00	112.00
5180	Teacher Fund/Grants	0.00	0.00	0.00	0.00	0.00
<b>E Totals:</b>		<b>1,694.33</b>	<b>148.00</b>	<b>412.32</b>	<b>0.00</b>	<b>1,430.01</b>
<b>HarveyO Totals:</b>		<b>28,911.25</b>	<b>5,596.34</b>	<b>2,542.73</b>	<b>0.00</b>	<b>31,964.86</b>

# Current Cash Balance

Sorted by Site ID, Group ID, Activity ID.  
From 12/01/2019 to 12/31/2019.

Site ID	Site Name		Beginning Cash	Receipts	Disbursements	Adjustments	Cash Balance
Group ID	Group Name	Activity ID    Activity Name					
Hitchco	Hitchcock Elementary						
A	ACTIVITY GENERAL						
	1010	General Admin	26,338.94	916.61	562.08	0.00	26,693.47
	1030	Staff Vending	516.42	65.51	0.00	0.00	581.93
	1105	Laptop Insurance	752.50	0.00	0.00	0.00	752.50
	1106	Laptop Loss/Damage	35.00	0.00	0.00	0.00	35.00
		A    Totals:	27,642.86	982.12	562.08	0.00	28,062.90
D	CLUBS AND ORGANIZATIONS						
	4040	Art	1,989.45	0.00	0.00	0.00	1,989.45
	4540	Other Clubs	0.00	0.00	0.00	0.00	0.00
	4580	Reading	1,917.25	0.00	0.00	0.00	1,917.25
	4710	Student Council	368.32	0.00	0.00	0.00	368.32
		D    Totals:	4,275.02	0.00	0.00	0.00	4,275.02
E	ADMINISTRATIVE CUSTODIAL						
	5040	Fundraising-General	1,265.79	0.00	0.00	0.00	1,265.79
	5060	Hospitality	32.50	0.00	0.00	0.00	32.50
	5070	Library	4,230.27	10.00	0.00	0.00	4,240.27
	5110	Other Student Activities	0.00	0.00	0.00	0.00	0.00
	5121	KG Field Trips-Curriculum Related	0.00	0.00	0.00	0.00	0.00
	5122	1st Grade Field Trips-Curriculum Related	84.16	0.00	0.00	0.00	84.16
	5123	2nd Grade Field Trips-Curriculum Related	0.00	0.00	0.00	0.00	0.00
	5124	3rd Grade Field Trips-Curriculum Related	0.00	0.00	0.00	0.00	0.00
	5125	4th Grade Field Trips-Curriculum Related	417.40	0.00	0.00	0.00	417.40
	5126	5th Grade Field Trips-Curriculum Related	283.28	55.00	129.09	0.00	209.19
	5165	Logo Sales	84.62	0.00	0.00	0.00	84.62
		E    Totals:	6,398.02	65.00	129.09	0.00	6,333.93
Q	STUDENT FEE FUND						
	7090	ACP (SpEd) Trips	0.00	0.00	0.00	0.00	0.00
	7140	Mini-Classes	0.00	0.00	0.00	0.00	0.00
	7900	Field Trips-Other	0.00	0.00	0.00	0.00	0.00
		Q    Totals:	0.00	0.00	0.00	0.00	0.00
		Hitchcoc Totals:	38,315.90	1,047.12	691.17	0.00	38,671.85

## Current Cash Balance

Sorted by Site ID, Group ID, Activity ID.

From 12/01/2019 to 12/31/2019.

Site ID	Site Name	Beginning Cash	Receipts	Disbursements	Adjustments	Cash Balance
Group ID	Group Name					
Activity ID	Activity Name					
<b>HollingH Holling Heights Elementary</b>						
<b>A</b>	<b>ACTIVITY GENERAL</b>					
1010	General Admin	33,572.21	2.17	869.59	0.00	32,704.79
1030	Staff Vending	241.52	59.66	0.00	0.00	301.18
1040	Donations	5,026.68	150.00	0.00	0.00	5,176.68
1049	Food Pantry	215.00	0.00	0.00	0.00	215.00
1105	Laptop Insurance	0.00	153.00	0.00	0.00	153.00
1106	Laptop Loss/Damage	0.00	0.00	0.00	0.00	0.00
	<b>A Totals:</b>	<b>39,055.41</b>	<b>364.83</b>	<b>869.59</b>	<b>0.00</b>	<b>38,550.65</b>
<b>D</b>	<b>CLUBS AND ORGANIZATIONS</b>					
4710	Student Council	910.18	0.00	0.00	0.00	910.18
	<b>D Totals:</b>	<b>910.18</b>	<b>0.00</b>	<b>0.00</b>	<b>0.00</b>	<b>910.18</b>
<b>E</b>	<b>ADMINISTRATIVE CUSTODIAL</b>					
5016	Family Events	104.77	0.00	0.00	0.00	104.77
5040	Fundraising-General	0.00	0.00	0.00	0.00	0.00
5070	Library	5,301.48	0.00	0.00	0.00	5,301.48
5113	SBS Field Trips	0.00	0.00	0.00	0.00	0.00
5121	KG Field Trips-Curriculum Related	-272.97	0.00	0.00	0.00	-272.97
5122	1st Grade Field Trips-Curriculum Related	0.00	0.00	0.00	0.00	0.00
5123	2nd Grade Field Trips-Curriculum Related	0.00	0.00	0.00	0.00	0.00
5124	3rd Grade Field Trips-Curriculum Related	0.00	0.00	0.00	0.00	0.00
5125	4th Grade Field Trips-Curriculum Related	0.00	0.00	0.00	0.00	0.00
5126	5th Grade Field Trips-Curriculum Related	-23.95	0.00	0.00	0.00	-23.95
5140	PayBac	5,481.68	158.84	0.00	0.00	5,640.52
5180	Teacher Fund/Grants	0.00	0.00	0.00	0.00	0.00
5182	Behavior Skills Grant	500.00	0.00	0.00	0.00	500.00
	<b>E Totals:</b>	<b>11,091.01</b>	<b>158.84</b>	<b>0.00</b>	<b>0.00</b>	<b>11,249.85</b>
<b>Q</b>	<b>STUDENT FEE FUND</b>					
7900	Field Trips-Other	0.00	0.00	0.00	0.00	0.00
	<b>Q Totals:</b>	<b>0.00</b>	<b>0.00</b>	<b>0.00</b>	<b>0.00</b>	<b>0.00</b>
	<b>HollingHt Totals:</b>	<b>51,056.60</b>	<b>523.67</b>	<b>869.59</b>	<b>0.00</b>	<b>50,710.68</b>

# Current Cash Balance

Sorted by Site ID, Group ID, Activity ID.

From 12/01/2019 to 12/31/2019.

Site ID Group ID	Site Name Group Name	Activity ID	Activity Name	Beginning Cash	Receipts	Disbursements	Adjustments	Cash Balance
<b>Montclair Elementary</b>								
<b>A</b>	<b>ACTIVITY GENERAL</b>							
	1010		General Admin	14,763.43	420.46	1,471.63	0.00	13,712.26
	1030		Staff Vending	353.94	51.90	53.63	0.00	352.21
	1105		Laptop Insurance	1,122.50	522.00	0.00	0.00	1,644.50
	1106		Laptop Loss/Damage	0.00	0.00	0.00	0.00	0.00
	<b>A Totals:</b>			<b>16,239.87</b>	<b>994.36</b>	<b>1,525.26</b>	<b>0.00</b>	<b>15,708.97</b>
<b>D</b>	<b>CLUBS AND ORGANIZATIONS</b>							
	4040		Art	3,052.73	0.00	0.00	0.00	3,052.73
	4570		Play Production	4,758.99	0.00	0.00	0.00	4,758.99
	4610		SAFE/DARE/Drug Free	1.84	0.00	0.00	0.00	1.84
	4645		Show Choir	544.66	0.00	0.00	0.00	544.66
	4710		Student Council	1,691.88	0.00	0.00	0.00	1,691.88
	<b>D Totals:</b>			<b>10,050.10</b>	<b>0.00</b>	<b>0.00</b>	<b>0.00</b>	<b>10,050.10</b>
<b>E</b>	<b>ADMINISTRATIVE CUSTODIAL</b>							
	5012		Creative Cafe	0.00	1,916.85	1,638.16	0.00	278.69
	5040		Fundraising-General	0.00	0.00	0.00	0.00	0.00
	5060		Hospitality	4.82	0.00	0.00	0.00	4.82
	5070		Library	7,450.60	55.00	56.65	0.00	7,448.95
	5110		Other Student Activities	-30.12	0.00	0.00	0.00	-30.12
	5116		Montessori KG	-431.25	200.00	0.00	0.00	-231.25
	5117		Montessori 1-3	1,194.46	0.00	0.00	0.00	1,194.46
	5118		Montessori 4-5	527.98	0.00	385.00	0.00	142.98
	5120		P.E.	682.21	0.00	0.00	0.00	682.21
	5121		KG Field Trips-Curriculum Related	-204.29	0.00	0.00	0.00	-204.29
	5122		1st Grade Field Trips-Curriculum Related	199.53	0.00	0.00	0.00	199.53
	5123		2nd Grade Field Trips-Curriculum Related	-516.72	0.00	0.00	0.00	-516.72
	5124		3rd Grade Field Trips-Curriculum Related	2.00	0.00	0.00	0.00	2.00
	5125		4th Grade Field Trips-Curriculum Related	-970.59	0.00	0.00	0.00	-970.59
	5126		5th Grade Field Trips-Curriculum Related	39.76	0.00	0.00	0.00	39.76
	<b>E Totals:</b>			<b>7,948.39</b>	<b>2,171.85</b>	<b>2,079.81</b>	<b>0.00</b>	<b>8,040.43</b>
<b>Q</b>	<b>STUDENT FEE FUND</b>							
	7020		2nd Grade Field Trips	0.00	0.00	0.00	0.00	0.00
	7030		3rd Grade Field Trips	0.00	0.00	0.00	0.00	0.00
	7040		4th Grade Field Trips	0.00	0.00	0.00	0.00	0.00
	7050		5th Grade Field Trips	0.00	0.00	0.00	0.00	0.00
	7110		Montessori PreK	-353.70	361.00	0.00	0.00	7.30
	7140		Mini-Classes	2,046.24	0.00	0.00	0.00	2,046.24
	7900		Field Trips-Other	-101.78	0.00	0.00	0.00	-101.78
	<b>Q Totals:</b>			<b>1,590.76</b>	<b>361.00</b>	<b>0.00</b>	<b>0.00</b>	<b>1,951.76</b>
<b>Montclair Totals:</b>				<b>35,829.12</b>	<b>3,527.21</b>	<b>3,605.07</b>	<b>0.00</b>	<b>35,751.26</b>

## Current Cash Balance

Sorted by Site ID, Group ID, Activity ID.  
From 12/01/2019 to 12/31/2019.

Site ID	Site Name		Beginning Cash	Receipts	Disbursements	Adjustments	Cash Balance
Group ID	Group Name	Activity ID Activity Name					
Morton	Morton Elementary						
A	ACTIVITY GENERAL						
	1010	General Admin	69.85	0.39	0.00	0.00	70.24
	1030	Staff Vending	0.00	0.00	0.00	0.00	0.00
	1105	Laptop Insurance	0.00	0.00	0.00	0.00	0.00
	1106	Laptop Loss/Damage	0.00	0.00	0.00	0.00	0.00
		A Totals:	69.85	0.39	0.00	0.00	70.24
D	CLUBS AND ORGANIZATIONS						
	4230	Environmental Club	127.16	0.00	0.00	0.00	127.16
	4580	Reading	139.24	0.00	0.00	0.00	139.24
	4610	SAFE/DARE/Drug Free	0.00	0.00	0.00	0.00	0.00
	4620	Safety Patrol	0.00	0.00	0.00	0.00	0.00
	4710	Student Council	184.63	1,597.00	0.00	0.00	1,781.63
		D Totals:	451.03	1,597.00	0.00	0.00	2,048.03
E	ADMINISTRATIVE CUSTODIAL						
	5015	Circle of Friends	37.59	0.00	0.00	0.00	37.59
	5040	Fundraising-General	0.00	0.00	0.00	0.00	0.00
	5060	Hospitality	550.08	0.00	0.00	0.00	550.08
	5070	Library	5,389.20	48.99	0.00	0.00	5,438.19
	5110	Other Student Activities	0.00	0.00	0.00	0.00	0.00
	5121	KG Field Trips-Curriculum Related	165.12	0.00	0.00	0.00	165.12
	5122	1st Grade Field Trips-Curriculum Related	-144.03	144.03	0.00	0.00	0.00
	5123	2nd Grade Field Trips-Curriculum Related	10.16	0.00	0.00	0.00	10.16
	5124	3rd Grade Field Trips-Curriculum Related	10.31	0.00	0.00	0.00	10.31
	5125	4th Grade Field Trips-Curriculum Related	-119.25	0.00	0.00	0.00	-119.25
	5126	5th Grade Field Trips-Curriculum Related	-155.48	0.00	0.00	0.00	-155.48
	5140	PayBac	1,507.94	42.25	0.00	0.00	1,550.19
		E Totals:	7,251.64	235.27	0.00	0.00	7,486.91
Q	STUDENT FEE FUND						
	7900	Field Trips-Other	0.00	0.00	0.00	0.00	0.00
		Q Totals:	0.00	0.00	0.00	0.00	0.00
		Morton Totals:	7,772.52	1,832.66	0.00	0.00	9,605.18

# Current Cash Balance

Sorted by Site ID, Group ID, Activity ID.  
From 12/01/2019 to 12/31/2019.

Site ID	Site Name	Beginning Cash	Receipts	Disbursements	Adjustments	Cash Balance
Group ID	Group Name					
Activity ID	Activity Name					
<b>Neihardt Neihardt Elementary School</b>						
<b>A</b>	<b>ACTIVITY GENERAL</b>					
1010	General Admin	13,339.79	46.69	1,256.50	0.00	12,129.98
1030	Staff Vending	101.00	0.00	0.00	0.00	101.00
1105	Laptop Insurance	0.00	351.00	0.00	0.00	351.00
1106	Laptop Loss/Damage	0.00	0.00	0.00	0.00	0.00
<b>A Totals:</b>		<b>13,440.79</b>	<b>397.69</b>	<b>1,256.50</b>	<b>0.00</b>	<b>12,581.98</b>
<b>D</b>	<b>CLUBS AND ORGANIZATIONS</b>					
4140	Choir	1,383.97	546.00	456.50	0.00	1,473.47
4620	Safety Patrol	0.00	0.00	0.00	0.00	0.00
4710	Student Council	519.70	0.00	0.00	0.00	519.70
4770	Yearbook	2,365.14	0.00	0.00	0.00	2,365.14
<b>D Totals:</b>		<b>4,268.81</b>	<b>546.00</b>	<b>456.50</b>	<b>0.00</b>	<b>4,358.31</b>
<b>E</b>	<b>ADMINISTRATIVE CUSTODIAL</b>					
5015	Circle of Friends	0.00	0.00	0.00	0.00	0.00
5035	Fuel Up to Play 60	360.68	0.00	0.00	0.00	360.68
5040	Fundraising-General	6,445.92	0.00	0.00	0.00	6,445.92
5070	Library	2,365.09	0.00	0.00	0.00	2,365.09
5110	Other Student Activities	0.00	0.00	0.00	0.00	0.00
5121	KG Field Trips-Curriculum Related	-156.64	0.00	0.00	0.00	-156.64
5122	1st Grade Field Trips-Curriculum Related	-255.72	0.00	0.00	0.00	-255.72
5123	2nd Grade Field Trips-Curriculum Related	131.27	0.00	0.00	0.00	131.27
5124	3rd Grade Field Trips-Curriculum Related	75.38	0.00	0.00	0.00	75.38
5125	4th Grade Field Trips-Curriculum Related	64.83	0.00	0.00	0.00	64.83
5126	5th Grade Field Trips-Curriculum Related	0.00	0.00	0.00	0.00	0.00
5140	PayBac	1,668.00	189.39	647.71	0.00	1,209.68
<b>E Totals:</b>		<b>10,698.81</b>	<b>189.39</b>	<b>647.71</b>	<b>0.00</b>	<b>10,240.49</b>
<b>Q</b>	<b>STUDENT FEE FUND</b>					
7900	Field Trips-Other	0.00	0.00	0.00	0.00	0.00
<b>Q Totals:</b>		<b>0.00</b>	<b>0.00</b>	<b>0.00</b>	<b>0.00</b>	<b>0.00</b>
<b>Neihardt Totals:</b>		<b>28,408.41</b>	<b>1,133.08</b>	<b>2,360.71</b>	<b>0.00</b>	<b>27,180.78</b>

# Current Cash Balance

Sorted by Site ID, Group ID, Activity ID.  
From 12/01/2019 to 12/31/2019.

Site ID	Site Name		Beginning Cash	Receipts	Disbursements	Adjustments	Cash Balance
Group ID	Group Name	Activity ID	Activity Name				
Norris	Norris Elementary School						
A	ACTIVITY GENERAL						
	1010	General Admin	496.38	1.32	684.65	0.00	-186.95
	1030	Staff Vending	303.33	0.00	0.00	0.00	303.33
	1043	Playground	12,996.10	282.65	0.00	0.00	13,278.75
	1045	Gym Teachers Activity Account	468.92	0.00	0.00	0.00	468.92
	1050	Projects/Support	3,689.35	0.00	0.00	0.00	3,689.35
	1055	After School Tutoring Programs	1,153.00	0.00	0.00	0.00	1,153.00
	1105	Laptop Insurance	736.50	107.50	0.00	0.00	844.00
	1106	Laptop Loss/Damage	0.00	0.00	0.00	0.00	0.00
		A Totals:	19,843.58	391.47	684.65	0.00	19,550.40
D	CLUBS AND ORGANIZATIONS						
	4010	40 Assets	2,324.12	0.00	704.50	0.00	1,619.62
	4040	Art	1,202.65	0.00	0.00	0.00	1,202.65
	4500	Music	148.66	420.00	0.00	0.00	568.66
	4580	Reading	96.19	0.00	0.00	0.00	96.19
	4620	Safety Patrol	0.00	0.00	0.00	0.00	0.00
	4710	Student Council	648.54	0.00	0.00	0.00	648.54
	4770	Yearbook	940.00	240.00	0.00	0.00	1,180.00
		D Totals:	5,360.16	660.00	704.50	0.00	5,315.66
E	ADMINISTRATIVE CUSTODIAL						
	5060	Hospitality	119.95	0.00	0.00	0.00	119.95
	5080	Media	35.89	0.00	0.00	0.00	35.89
	5090	Montessori	799.10	0.00	0.00	0.00	799.10
	5116	Montessori KG	0.00	0.00	0.00	0.00	0.00
	5117	Montessori 1-3	0.00	0.00	0.00	0.00	0.00
	5118	Montessori 4-5	0.00	0.00	0.00	0.00	0.00
	5121	KG Field Trips-Curriculum Related	0.00	0.00	0.00	0.00	0.00
	5122	1st Grade Field Trips-Curriculum Related	0.00	0.00	0.00	0.00	0.00
	5123	2nd Grade Field Trips-Curriculum Related	0.00	0.00	0.00	0.00	0.00
	5124	3rd Grade Field Trips-Curriculum Related	0.00	0.00	0.00	0.00	0.00
	5125	4th Grade Field Trips-Curriculum Related	0.00	0.00	0.00	0.00	0.00
	5126	5th Grade Field Trips-Curriculum Related	0.00	0.00	0.00	0.00	0.00
	5141	Field Trips-paybac	4,487.55	432.86	485.00	0.00	4,435.41
	5180	Teacher Fund/Grants	0.00	0.00	0.00	0.00	0.00
		E Totals:	5,442.49	432.86	485.00	0.00	5,390.35



# Current Cash Balance

Sorted by Site ID, Group ID, Activity ID.  
From 12/01/2019 to 12/31/2019.

Site ID	Site Name	Beginning Cash	Receipts	Disbursements	Adjustments	Cash Balance
Group ID	Group Name					
Activity ID	Activity Name					
Q	STUDENT FEE FUND					
7020	2nd Grade Field Trips	5.00	0.00	0.00	0.00	5.00
7090	ACP (SpEd) Trips	0.00	0.00	0.00	0.00	0.00
7110	Montessori PreK	167.99	0.00	0.00	0.00	167.99
7120	Montessori 1-3	0.00	0.00	0.00	0.00	0.00
7130	Montessori 4th & 5th	0.00	0.00	0.00	0.00	0.00
7150	Jumpstart	0.00	0.00	0.00	0.00	0.00
7900	Field Trips-Other	0.00	0.00	0.00	0.00	0.00
	Q Totals:	172.99	0.00	0.00	0.00	172.99
	Norris Totals:	30,819.22	1,484.33	1,874.15	0.00	30,429.40

## Current Cash Balance

Sorted by Site ID, Group ID, Activity ID.  
From 12/01/2019 to 12/31/2019.

Site ID	Site Name		Beginning Cash	Receipts	Disbursements	Adjustments	Cash Balance
Group ID	Group Name						
Activity ID	Activity Name						
<b>Reagan</b>	<b>Reagan Elementary</b>						
<b>A</b>	<b>ACTIVITY GENERAL</b>						
1010	General Admin		22,773.24	312.15	937.91	0.00	22,147.48
1020	Volunteers-General		87,323.93	2,861.47	10,282.21	0.00	79,903.19
1022	Volunteers - Hospitality		0.00	0.00	0.00	0.00	0.00
1030	Staff Vending		375.03	0.00	0.00	0.00	375.03
1045	Gym Teachers Activity Account		0.00	0.00	0.00	0.00	0.00
1105	Laptop Insurance		-4.00	603.00	0.00	0.00	599.00
1106	Laptop Loss/Damage		0.00	0.00	0.00	0.00	0.00
	<b>A Totals:</b>		<b>110,468.20</b>	<b>3,776.62</b>	<b>11,220.12</b>	<b>0.00</b>	<b>103,024.70</b>
<b>D</b>	<b>CLUBS AND ORGANIZATIONS</b>						
4540	Other Clubs		859.66	119.75	480.00	0.00	499.41
4710	Student Council		4,026.22	0.00	0.00	0.00	4,026.22
	<b>D Totals:</b>		<b>4,885.88</b>	<b>119.75</b>	<b>480.00</b>	<b>0.00</b>	<b>4,525.63</b>
<b>E</b>	<b>ADMINISTRATIVE CUSTODIAL</b>						
5040	Fundraising-General		62.00	0.00	0.00	0.00	62.00
5060	Hospitality		0.00	0.00	0.00	0.00	0.00
5070	Library		6,470.74	0.00	0.00	0.00	6,470.74
5110	Other Student Activities		0.00	0.00	0.00	0.00	0.00
5115	Field Trips-Curriculum Related		-2,893.61	0.00	0.00	0.00	-2,893.61
5121	KG Field Trips-Curriculum Related		0.00	0.00	0.00	0.00	0.00
5122	1st Grade Field Trips-Curriculum Related		0.00	0.00	0.00	0.00	0.00
5123	2nd Grade Field Trips-Curriculum Related		0.00	0.00	0.00	0.00	0.00
5124	3rd Grade Field Trips-Curriculum Related		0.00	0.00	0.00	0.00	0.00
5125	4th Grade Field Trips-Curriculum Related		0.00	0.00	0.00	0.00	0.00
5126	5th Grade Field Trips-Curriculum Related		0.00	0.00	0.00	0.00	0.00
5140	PayBac		0.00	0.00	0.00	0.00	0.00
	<b>E Totals:</b>		<b>3,639.13</b>	<b>0.00</b>	<b>0.00</b>	<b>0.00</b>	<b>3,639.13</b>
<b>Q</b>	<b>STUDENT FEE FUND</b>						
7900	Field Trips-Other		0.00	0.00	0.00	0.00	0.00
	<b>Q Totals:</b>		<b>0.00</b>	<b>0.00</b>	<b>0.00</b>	<b>0.00</b>	<b>0.00</b>
	<b>Reagan Totals:</b>		<b>118,993.21</b>	<b>3,896.37</b>	<b>11,700.12</b>	<b>0.00</b>	<b>111,189.46</b>

# Current Cash Balance

Sorted by Site ID, Group ID, Activity ID.  
From 12/01/2019 to 12/31/2019.

Site ID	Site Name		Beginning Cash	Receipts	Disbursements	Adjustments	Cash Balance
Group ID	Group Name	Activity ID    Activity Name					
<b>Reeder</b>	<b>Reeder Elementary</b>						
<b>A</b>	<b>ACTIVITY GENERAL</b>						
	1010	General Admin	19,405.61	1,624.04	155.63	0.00	20,874.02
	1030	Staff Vending	344.82	10.96	0.00	0.00	355.78
	1105	Laptop Insurance	-17.50	0.00	0.00	0.00	-17.50
	1106	Laptop Loss/Damage	0.00	0.00	0.00	0.00	0.00
	<b>A</b>	<b>Totals:</b>	<b>19,732.93</b>	<b>1,635.00</b>	<b>155.63</b>	<b>0.00</b>	<b>21,212.30</b>
<b>D</b>	<b>CLUBS AND ORGANIZATIONS</b>						
	4500	Music	1,982.45	0.00	1,750.85	0.00	231.60
	4580	Reading	0.00	0.00	0.00	0.00	0.00
	4710	Student Council	318.38	0.00	0.00	0.00	318.38
	<b>D</b>	<b>Totals:</b>	<b>2,300.83</b>	<b>0.00</b>	<b>1,750.85</b>	<b>0.00</b>	<b>549.98</b>
<b>E</b>	<b>ADMINISTRATIVE CUSTODIAL</b>						
	5040	Fundraising-General	56.91	0.00	0.00	0.00	56.91
	5060	Hospitality	0.00	0.00	0.00	0.00	0.00
	5070	Library	3,532.60	217.00	0.00	0.00	3,749.60
	5110	Other Student Activities	0.00	0.00	0.00	0.00	0.00
	5120	P.E.	1,971.50	0.00	269.10	0.00	1,702.40
	5121	KG Field Trips-Curriculum Related	814.52	0.00	560.00	0.00	254.52
	5122	1st Grade Field Trips-Curriculum Related	1,303.96	0.00	0.00	0.00	1,303.96
	5123	2nd Grade Field Trips-Curriculum Related	70.91	0.00	0.00	0.00	70.91
	5124	3rd Grade Field Trips-Curriculum Related	1,768.97	0.00	0.00	0.00	1,768.97
	5125	4th Grade Field Trips-Curriculum Related	396.38	0.00	229.98	0.00	166.40
	5126	5th Grade Field Trips-Curriculum Related	424.00	289.71	0.00	0.00	713.71
	5140	PayBac	3,707.51	50.85	0.00	0.00	3,758.36
	5180	Teacher Fund/Grants	0.00	0.00	0.00	0.00	0.00
	<b>E</b>	<b>Totals:</b>	<b>14,047.26</b>	<b>557.56</b>	<b>1,059.08</b>	<b>0.00</b>	<b>13,545.74</b>
<b>Q</b>	<b>STUDENT FEE FUND</b>						
	7090	ACP (SpEd) Trips	0.00	0.00	0.00	0.00	0.00
	7900	Field Trips-Other	0.00	0.00	0.00	0.00	0.00
	<b>Q</b>	<b>Totals:</b>	<b>0.00</b>	<b>0.00</b>	<b>0.00</b>	<b>0.00</b>	<b>0.00</b>
	<b>Reeder</b>	<b>Totals:</b>	<b>36,081.02</b>	<b>2,192.56</b>	<b>2,965.56</b>	<b>0.00</b>	<b>35,308.02</b>

# Current Cash Balance

Sorted by Site ID, Group ID, Activity ID.  
From 12/01/2019 to 12/31/2019.

Site ID	Site Name		Beginning Cash	Receipts	Disbursements	Adjustments	Cash Balance
Group ID	Group Name	Activity ID Activity Name					
<b>Rockwell Elementary</b>							
<b>A</b>	<b>ACTIVITY GENERAL</b>						
	1010	General Admin	8,063.33	297.23	655.65	0.00	7,704.91
	1030	Staff Vending	468.27	0.00	0.00	0.00	468.27
	1040	Donations	1,217.22	364.12	174.94	0.00	1,406.40
	1048	Parent Involvement Activities	1,035.80	0.00	0.00	0.00	1,035.80
	1105	Laptop Insurance	0.00	207.00	0.00	0.00	207.00
	1106	Laptop Loss/Damage	0.00	0.00	0.00	0.00	0.00
	<b>A</b>	<b>Totals:</b>	<b>10,784.62</b>	<b>868.35</b>	<b>830.59</b>	<b>0.00</b>	<b>10,822.38</b>
<b>D</b>	<b>CLUBS AND ORGANIZATIONS</b>						
	4230	Environmental Club	0.00	0.00	0.00	0.00	0.00
	4540	Other Clubs	157.79	0.00	0.00	0.00	157.79
	4610	SAFE/DARE/Drug Free	0.00	0.00	0.00	0.00	0.00
	4710	Student Council	1,658.82	0.00	0.00	0.00	1,658.82
	4770	Yearbook	419.50	0.00	0.00	0.00	419.50
	<b>D</b>	<b>Totals:</b>	<b>2,236.11</b>	<b>0.00</b>	<b>0.00</b>	<b>0.00</b>	<b>2,236.11</b>
<b>E</b>	<b>ADMINISTRATIVE CUSTODIAL</b>						
	5040	Fundraising-General	3,694.96	0.00	0.00	0.00	3,694.96
	5070	Library	8,164.70	99.58	315.77	0.00	7,948.51
	5110	Other Student Activities	901.07	0.00	0.00	0.00	901.07
	5121	KG Field Trips-Curriculum Related	219.77	0.00	0.00	0.00	219.77
	5122	1st Grade Field Trips-Curriculum Related	-5.00	0.00	0.00	0.00	-5.00
	5123	2nd Grade Field Trips-Curriculum Related	26.75	62.00	0.00	0.00	88.75
	5124	3rd Grade Field Trips-Curriculum Related	0.00	0.00	0.00	0.00	0.00
	5125	4th Grade Field Trips-Curriculum Related	80.00	0.00	0.00	0.00	80.00
	5126	5th Grade Field Trips-Curriculum Related	0.00	0.00	0.00	0.00	0.00
	5140	PayBac	1,809.60	183.83	106.43	0.00	1,887.00
	<b>E</b>	<b>Totals:</b>	<b>14,891.85</b>	<b>345.41</b>	<b>422.20</b>	<b>0.00</b>	<b>14,815.06</b>
<b>Q</b>	<b>STUDENT FEE FUND</b>						
	7900	Field Trips-Other	176.22	0.00	0.00	0.00	176.22
	<b>Q</b>	<b>Totals:</b>	<b>176.22</b>	<b>0.00</b>	<b>0.00</b>	<b>0.00</b>	<b>176.22</b>
	<b>Rockwell Totals:</b>		<b>28,088.80</b>	<b>1,213.76</b>	<b>1,252.79</b>	<b>0.00</b>	<b>28,049.77</b>

# Current Cash Balance

Sorted by Site ID, Group ID, Activity ID.  
From 12/01/2019 to 12/31/2019.

Site ID	Site Name	Beginning Cash	Receipts	Disbursements	Adjustments	Cash Balance
Group ID	Group Name					
Activity ID	Activity Name					
<b>Rohwer</b>	<b>Rohwer Elementary</b>					
<b>A</b>	<b>ACTIVITY GENERAL</b>					
1010	General Admin	11,316.45	1.30	0.00	0.00	11,317.75
1030	Staff Vending	149.70	0.00	0.00	0.00	149.70
1040	Donations	16.75	0.00	0.00	0.00	16.75
1105	Laptop Insurance	0.00	0.00	0.00	0.00	0.00
1106	Laptop Loss/Damage	0.00	0.00	0.00	0.00	0.00
	<b>A Totals:</b>	<b>11,482.90</b>	<b>1.30</b>	<b>0.00</b>	<b>0.00</b>	<b>11,484.20</b>
<b>D</b>	<b>CLUBS AND ORGANIZATIONS</b>					
4070	Birthday Book Club	5,259.23	10.00	0.00	0.00	5,269.23
4140	Choir	0.00	0.00	0.00	0.00	0.00
4620	Safety Patrol	25.00	0.00	0.00	0.00	25.00
4710	Student Council	66.77	0.00	0.00	0.00	66.77
	<b>D Totals:</b>	<b>5,351.00</b>	<b>10.00</b>	<b>0.00</b>	<b>0.00</b>	<b>5,361.00</b>
<b>E</b>	<b>ADMINISTRATIVE CUSTODIAL</b>					
5040	Fundraising-General	0.00	0.00	0.00	0.00	0.00
5060	Hospitality	2,834.06	0.00	0.00	0.00	2,834.06
5080	Media	176.15	0.00	0.00	0.00	176.15
5100	Other Adm Custodial	38.03	0.00	0.00	0.00	38.03
5110	Other Student Activities	1,706.51	0.00	0.00	0.00	1,706.51
5121	KG Field Trips-Curriculum Related	341.17	0.00	0.00	0.00	341.17
5122	1st Grade Field Trips-Curriculum Related	756.38	0.00	0.00	0.00	756.38
5123	2nd Grade Field Trips-Curriculum Related	220.69	185.00	0.00	0.00	405.69
5124	3rd Grade Field Trips-Curriculum Related	253.03	0.00	0.00	0.00	253.03
5125	4th Grade Field Trips-Curriculum Related	151.57	0.00	0.00	0.00	151.57
5126	5th Grade Field Trips-Curriculum Related	-1,640.91	1,464.00	0.00	0.00	-176.91
5140	PayBac	6,710.43	150.00	0.00	0.00	6,860.43
5180	Teacher Fund/Grants	685.70	0.00	0.00	0.00	685.70
	<b>E Totals:</b>	<b>12,232.81</b>	<b>1,799.00</b>	<b>0.00</b>	<b>0.00</b>	<b>14,031.81</b>
<b>Q</b>	<b>STUDENT FEE FUND</b>					
7900	Field Trips-Other	0.00	0.00	0.00	0.00	0.00
	<b>Q Totals:</b>	<b>0.00</b>	<b>0.00</b>	<b>0.00</b>	<b>0.00</b>	<b>0.00</b>
	<b>Rohwer Totals:</b>	<b>29,066.71</b>	<b>1,810.30</b>	<b>0.00</b>	<b>0.00</b>	<b>30,877.01</b>

# Current Cash Balance

Sorted by Site ID, Group ID, Activity ID.  
From 12/01/2019 to 12/31/2019.

Site ID	Site Name		Beginning Cash	Receipts	Disbursements	Adjustments	Cash Balance
Group ID	Group Name	Activity ID Activity Name					
<b>Sandoz</b>	<b>Sandoz Elementary</b>						
<b>A</b>	<b>ACTIVITY GENERAL</b>						
	1010	General Admin	21,296.95	1.03	0.00	0.00	21,297.98
	1030	Staff Vending	611.00	0.00	0.00	0.00	611.00
	1105	Laptop Insurance	0.00	0.00	0.00	0.00	0.00
	1106	Laptop Loss/Damage	0.00	0.00	0.00	0.00	0.00
	<b>A</b>	<b>Totals:</b>	<b>21,907.95</b>	<b>1.03</b>	<b>0.00</b>	<b>0.00</b>	<b>21,908.98</b>
<b>D</b>	<b>CLUBS AND ORGANIZATIONS</b>						
	4040	Art	0.00	0.00	0.00	0.00	0.00
	4710	Student Council	0.97	0.00	0.00	0.00	0.97
	<b>D</b>	<b>Totals:</b>	<b>0.97</b>	<b>0.00</b>	<b>0.00</b>	<b>0.00</b>	<b>0.97</b>
<b>E</b>	<b>ADMINISTRATIVE CUSTODIAL</b>						
	5040	Fundraising-General	0.00	0.00	0.00	0.00	0.00
	5070	Library	2,322.03	762.64	17.46	0.00	3,067.21
	5110	Other Student Activities	0.00	0.00	0.00	0.00	0.00
	5115	Field Trips-Curriculum Related	620.87	626.00	725.52	0.00	521.35
	5121	KG Field Trips-Curriculum Related	0.00	0.00	0.00	0.00	0.00
	5122	1st Grade Field Trips-Curriculum Related	0.00	0.00	0.00	0.00	0.00
	5123	2nd Grade Field Trips-Curriculum Related	0.00	0.00	0.00	0.00	0.00
	5124	3rd Grade Field Trips-Curriculum Related	0.00	0.00	0.00	0.00	0.00
	5125	4th Grade Field Trips-Curriculum Related	0.00	0.00	0.00	0.00	0.00
	5126	5th Grade Field Trips-Curriculum Related	0.00	0.00	0.00	0.00	0.00
	<b>E</b>	<b>Totals:</b>	<b>2,942.90</b>	<b>1,388.64</b>	<b>742.98</b>	<b>0.00</b>	<b>3,588.56</b>
<b>Q</b>	<b>STUDENT FEE FUND</b>						
	7090	ACP (SpEd) Trips	0.00	0.00	0.00	0.00	0.00
	7900	Field Trips-Other	0.00	0.00	0.00	0.00	0.00
	<b>Q</b>	<b>Totals:</b>	<b>0.00</b>	<b>0.00</b>	<b>0.00</b>	<b>0.00</b>	<b>0.00</b>
	<b>Sandoz</b>	<b>Totals:</b>	<b>24,851.82</b>	<b>1,389.67</b>	<b>742.98</b>	<b>0.00</b>	<b>25,498.51</b>

## Current Cash Balance

Sorted by Site ID, Group ID, Activity ID.  
From 12/01/2019 to 12/31/2019.

Site ID	Site Name		Beginning Cash	Receipts	Disbursements	Adjustments	Cash Balance	
Group ID	Group Name	Activity ID	Activity Name					
<b>Upchurc Upchurch Elementary</b>								
<b>A</b>	<b>ACTIVITY GENERAL</b>							
	1010		General Admin	10,832.82	2,566.91	386.67	0.00	13,013.06
	1030		Staff Vending	450.34	0.00	0.00	0.00	450.34
	1047		Box Tops Program	1,921.35	0.00	0.00	0.00	1,921.35
	1105		Laptop Insurance	0.00	0.00	0.00	0.00	0.00
	1106		Laptop Loss/Damage	0.00	0.00	0.00	0.00	0.00
	<b>A</b>		<b>Totals:</b>	<b>13,204.51</b>	<b>2,566.91</b>	<b>386.67</b>	<b>0.00</b>	<b>15,384.75</b>
<b>D</b>	<b>CLUBS AND ORGANIZATIONS</b>							
	4040		Art	0.00	0.00	0.00	0.00	0.00
	4130		Chess Club	-26.19	0.00	0.00	0.00	-26.19
	4540		Other Clubs	0.00	0.00	0.00	0.00	0.00
	4710		Student Council	348.92	390.00	135.76	0.00	603.16
	<b>D</b>		<b>Totals:</b>	<b>322.73</b>	<b>390.00</b>	<b>135.76</b>	<b>0.00</b>	<b>576.97</b>
<b>E</b>	<b>ADMINISTRATIVE CUSTODIAL</b>							
	5040		Fundraising-General	0.00	0.00	0.00	0.00	0.00
	5070		Library	6,197.88	429.36	24.46	0.00	6,602.78
	5110		Other Student Activities	0.00	0.00	0.00	0.00	0.00
	5121		KG Field Trips-Curriculum Related	0.00	0.00	0.00	0.00	0.00
	5122		1st Grade Field Trips-Curriculum Related	0.00	0.00	0.00	0.00	0.00
	5123		2nd Grade Field Trips-Curriculum Related	0.00	0.00	0.00	0.00	0.00
	5124		3rd Grade Field Trips-Curriculum Related	0.00	0.00	0.00	0.00	0.00
	5125		4th Grade Field Trips-Curriculum Related	0.00	0.00	0.00	0.00	0.00
	5126		5th Grade Field Trips-Curriculum Related	-31.00	0.00	0.00	0.00	-31.00
	<b>E</b>		<b>Totals:</b>	<b>6,166.88</b>	<b>429.36</b>	<b>24.46</b>	<b>0.00</b>	<b>6,571.78</b>
<b>Q</b>	<b>STUDENT FEE FUND</b>							
	7900		Field Trips-Other	0.00	0.00	0.00	0.00	0.00
	<b>Q</b>		<b>Totals:</b>	<b>0.00</b>	<b>0.00</b>	<b>0.00</b>	<b>0.00</b>	<b>0.00</b>
<b>S</b>	<b>ATHLETIC</b>							
	9020		Cash Reserve	0.00	0.00	0.00	0.00	0.00
	9130		Booster Contributions-Boys	0.00	0.00	0.00	0.00	0.00
	<b>S</b>		<b>Totals:</b>	<b>0.00</b>	<b>0.00</b>	<b>0.00</b>	<b>0.00</b>	<b>0.00</b>
<b>Upchurc Totals:</b>				<b>19,694.12</b>	<b>3,386.27</b>	<b>546.89</b>	<b>0.00</b>	<b>22,533.50</b>

# Current Cash Balance

Sorted by Site ID, Group ID, Activity ID.

From 12/01/2019 to 12/31/2019.

Site ID	Site Name	Beginning Cash	Receipts	Disbursements	Adjustments	Cash Balance
Group ID	Group Name					
Activity ID	Activity Name					
<b>Wheeler Wheeler Elementary</b>						
<b>A</b>	<b>ACTIVITY GENERAL</b>					
1010	General Admin	5,143.80	456.95	896.35	0.00	4,704.40
1030	Staff Vending	132.43	69.51	0.00	0.00	201.94
1040	Donations	2,087.28	0.00	1,016.73	0.00	1,070.55
1051	Building Projects-PTA	327.25	0.00	0.00	0.00	327.25
1105	Laptop Insurance	1,469.00	135.00	0.00	0.00	1,604.00
1106	Laptop Loss/Damage	0.00	0.00	0.00	0.00	0.00
<b>A Totals:</b>		<b>9,159.76</b>	<b>661.46</b>	<b>1,913.08</b>	<b>0.00</b>	<b>7,908.14</b>
<b>D</b>	<b>CLUBS AND ORGANIZATIONS</b>					
4040	Art	0.00	0.00	0.00	0.00	0.00
4070	Birthday Book Club	1,575.61	0.00	0.00	0.00	1,575.61
4500	Music	580.62	0.00	0.00	0.00	580.62
4710	Student Council	-242.11	0.00	0.00	0.00	-242.11
<b>D Totals:</b>		<b>1,914.12</b>	<b>0.00</b>	<b>0.00</b>	<b>0.00</b>	<b>1,914.12</b>
<b>E</b>	<b>ADMINISTRATIVE CUSTODIAL</b>					
5040	Fundraising-General	0.00	0.00	0.00	0.00	0.00
5050	HAL	500.00	0.00	0.00	0.00	500.00
5060	Hospitality	30.00	0.00	0.00	0.00	30.00
5080	Media	3,519.10	0.00	0.00	0.00	3,519.10
5100	Other Adm Custodial	2,427.92	0.00	0.00	0.00	2,427.92
5110	Other Student Activities	0.00	0.00	0.00	0.00	0.00
5121	KG Field Trips-Curriculum Related	-157.85	0.00	0.00	0.00	-157.85
5122	1st Grade Field Trips-Curriculum Related	0.00	0.00	0.00	0.00	0.00
5123	2nd Grade Field Trips-Curriculum Related	146.16	0.00	0.00	0.00	146.16
5124	3rd Grade Field Trips-Curriculum Related	-350.00	225.00	0.00	0.00	-125.00
5125	4th Grade Field Trips-Curriculum Related	0.00	0.00	0.00	0.00	0.00
5126	5th Grade Field Trips-Curriculum Related	-22.91	0.00	0.00	0.00	-22.91
5181	Grants	4,893.12	0.00	134.65	0.00	4,758.47
<b>E Totals:</b>		<b>10,985.54</b>	<b>225.00</b>	<b>134.65</b>	<b>0.00</b>	<b>11,075.89</b>
<b>Q</b>	<b>STUDENT FEE FUND</b>					
7195	HAL Field Trips	9.54	0.00	0.00	0.00	9.54
7600	Garden Club	0.00	0.00	0.00	0.00	0.00
7900	Field Trips-Other	0.00	0.00	0.00	0.00	0.00
<b>Q Totals:</b>		<b>9.54</b>	<b>0.00</b>	<b>0.00</b>	<b>0.00</b>	<b>9.54</b>
<b>Wheeler Totals:</b>		<b>22,068.96</b>	<b>886.46</b>	<b>2,047.73</b>	<b>0.00</b>	<b>20,907.69</b>



## Current Cash Balance

Sorted by Site ID, Group ID, Activity ID.  
From 12/01/2019 to 12/31/2019.

Site ID	Site Name		Beginning Cash	Receipts	Disbursements	Adjustments	Cash Balance
Group ID	Group Name	Activity ID Activity Name					
Willowd	Willowdale Elementary						
A	ACTIVITY GENERAL						
	1010	General Admin	15,062.23	1.15	0.00	0.00	15,063.38
	1030	Staff Vending	164.68	0.00	0.00	0.00	164.68
	1040	Donations	660.00	0.00	0.00	0.00	660.00
	1043	Playground	0.00	0.00	0.00	0.00	0.00
	1105	Laptop Insurance	10.00	0.00	0.00	0.00	10.00
	1106	Laptop Loss/Damage	0.00	0.00	0.00	0.00	0.00
	A	Totals:	15,896.91	1.15	0.00	0.00	15,898.06
D	CLUBS AND ORGANIZATIONS						
	4040	Art	0.00	0.00	0.00	0.00	0.00
	4140	Choir	-33.96	0.00	0.00	0.00	-33.96
	4230	Environmental Club	0.00	0.00	0.00	0.00	0.00
	4500	Music	-113.12	0.00	0.00	0.00	-113.12
	4710	Student Council	2,321.20	0.00	0.00	0.00	2,321.20
	D	Totals:	2,174.12	0.00	0.00	0.00	2,174.12
E	ADMINISTRATIVE CUSTODIAL						
	5040	Fundraising-General	0.00	0.00	0.00	0.00	0.00
	5050	HAL	0.00	0.00	0.00	0.00	0.00
	5080	Media	3,116.99	0.00	0.00	0.00	3,116.99
	5100	Other Adm Custodial	240.33	0.00	0.00	0.00	240.33
	5110	Other Student Activities	0.00	0.00	0.00	0.00	0.00
	5120	P.E.	1,370.26	0.00	0.00	0.00	1,370.26
	5121	KG Field Trips-Curriculum Related	0.00	976.25	332.80	0.00	643.45
	5122	1st Grade Field Trips-Curriculum Related	-810.18	733.75	0.00	0.00	-76.43
	5123	2nd Grade Field Trips-Curriculum Related	550.38	0.00	0.00	0.00	550.38
	5124	3rd Grade Field Trips-Curriculum Related	630.76	0.00	0.00	0.00	630.76
	5125	4th Grade Field Trips-Curriculum Related	-315.18	596.00	0.00	0.00	280.82
	5126	5th Grade Field Trips-Curriculum Related	0.00	0.00	0.00	0.00	0.00
	5180	Teacher Fund/Grants	379.37	0.00	0.00	0.00	379.37
	5200	Outdoor Learning Environment	31.89	0.00	0.00	0.00	31.89
	E	Totals:	5,194.62	2,306.00	332.80	0.00	7,167.82
Q	STUDENT FEE FUND						
	7900	Field Trips-Other	2,630.52	0.00	0.00	0.00	2,630.52
	Q	Totals:	2,630.52	0.00	0.00	0.00	2,630.52
S	ATHLETIC						
	9055	Athletics - Projects	0.00	0.00	0.00	0.00	0.00
	S	Totals:	0.00	0.00	0.00	0.00	0.00
	Willowda	Totals:	25,896.17	2,307.15	332.80	0.00	27,870.52

Report Totals:

3,941,375.98	474,975.16	554,316.77	-19.02	3,862,015.35
--------------	------------	------------	--------	--------------

# Current Cash Balance

Sorted by Site ID, Group ID, Activity ID.  
From 12/01/2019 to 12/31/2019.

Site ID	Site Name	Beginning Cash	Receipts	Disbursements	Adjustments	Cash Balance
Group ID	Group Name					
Activity ID	Activity Name					
<b>AMS</b>	<b>Andersen Middle School</b>					
<b>A</b>	<b>ACTIVITY GENERAL</b>					
1010	General Admin	14,101.17	5.47	613.55	10.00	13,503.09
1016	Rev Trak Fees	68.63	40.70	-7.29	0.00	116.62
1025	Savings	0.00	0.00	0.00	0.00	0.00
1030	Staff Vending	383.13	56.75	0.00	0.00	439.88
1035	Student Vending	2,485.64	-75.00	0.00	0.00	2,410.64
1105	Laptop Insurance	160.00	80.00	100.00	20.00	160.00
1106	Laptop Loss/Damage	2,307.20	700.20	2,780.81	0.00	226.59
1170	Wellness	863.65	0.00	0.00	0.00	863.65
	<b>A Totals:</b>	<b>20,369.42</b>	<b>808.12</b>	<b>3,487.07</b>	<b>30.00</b>	<b>17,720.47</b>
<b>B</b>	<b>Athletics-Girls</b>					
2013	Misc. Expenditures - Girls	11,266.38	0.00	0.00	225.00	11,491.38
	<b>B Totals:</b>	<b>11,266.38</b>	<b>0.00</b>	<b>0.00</b>	<b>225.00</b>	<b>11,491.38</b>
<b>C</b>	<b>Athletics-Boys</b>					
3003	Entry Fees - Boys	0.00	0.00	0.00	0.00	0.00
3013	Misc. Expenditures - Boys	4,556.03	0.00	445.27	2,231.00	6,341.76
	<b>C Totals:</b>	<b>4,556.03</b>	<b>0.00</b>	<b>445.27</b>	<b>2,231.00</b>	<b>6,341.76</b>
<b>D</b>	<b>CLUBS AND ORGANIZATIONS</b>					
4040	Art	-5.33	0.00	0.00	615.00	609.67
4060	Band	7,695.43	6.97	770.71	0.00	6,931.69
4080	Book Club	213.17	0.00	0.00	0.00	213.17
4100	Builders Club	103.80	150.00	29.92	0.00	223.88
4170	Cross Country Club	2,193.61	0.00	0.00	0.00	2,193.61
4220	Drama Club	49.75	0.00	0.00	0.00	49.75
4260	FCS Club	1,882.03	0.00	0.00	0.00	1,882.03
4370	Industrial Arts	17,696.28	987.00	0.00	0.00	18,683.28
4440	Leadership Club	669.77	0.00	0.00	0.00	669.77
4500	Music	2,855.88	10.95	1,245.77	1,565.00	3,186.06
4540	Other Clubs	0.00	0.00	0.00	0.00	0.00
4560	Photography Club	79.58	0.00	0.00	0.00	79.58
4600	Robotics & Engineering Club	1,277.98	0.00	0.00	0.00	1,277.98
4710	Student Council	4,558.34	1,609.30	246.44	0.00	5,921.20
4726	Unified Sports	0.00	0.00	0.00	0.00	0.00
4727	Unplugged Club	225.99	0.00	524.48	1,185.00	886.51
4729	Unified Classroom	-66.00	0.00	0.00	0.00	-66.00
4761	Wolverine Wilds	460.00	0.00	150.49	0.00	309.51
4770	Yearbook	14,711.39	780.00	150.50	0.00	15,340.89
4780	Youth to Youth	-41.65	0.00	141.90	1,312.00	1,128.45
	<b>D Totals:</b>	<b>54,560.02</b>	<b>3,544.22</b>	<b>3,260.21</b>	<b>4,677.00</b>	<b>59,521.03</b>

# Current Cash Balance

Sorted by Site ID, Group ID, Activity ID.

From 12/01/2019 to 12/31/2019.

Site ID Group ID	Site Name Group Name	Activity ID	Activity Name	Beginning Cash	Receipts	Disbursements	Adjustments	Cash Balance
<b>E</b>	<b>ADMINISTRATIVE CUSTODIAL</b>							
	5020		Fines	6,085.79	0.00	0.00	0.00	6,085.79
	5030		Counseling Center	0.00	280.00	215.75	0.00	64.25
	5040		Fundraising-General	5,296.51	0.00	470.99	0.00	4,825.52
	5050		HAL	1,000.00	0.00	0.00	0.00	1,000.00
	5060		Hospitality	1,228.49	0.00	0.00	0.00	1,228.49
	5070		Library	1,640.14	10.07	279.92	0.00	1,370.29
	5100		Other Adm Custodial	0.00	0.00	0.00	0.00	0.00
	5110		Other Student Activities	290.59	0.00	115.06	665.00	840.53
	5115		Field Trips-Curriculum Related	0.00	0.00	0.00	0.00	0.00
	5120		P.E.	1,234.72	6.00	0.00	0.00	1,240.72
	5127		6th Grade Field Trips-Curriculum Related	0.00	0.00	0.00	0.00	0.00
	5128		7th Grade Field Trips-Curriculum Related	0.00	0.00	0.00	0.00	0.00
	5129		8th Grade Field Trips-Curriculum Related	0.00	0.00	0.00	0.00	0.00
	5165		Logo Sales	3,364.66	10.00	0.00	0.00	3,374.66
	5215		Special Events	0.00	0.00	0.00	0.00	0.00
		<b>E</b>	<b>Totals:</b>	<b>20,140.90</b>	<b>306.07</b>	<b>1,081.72</b>	<b>665.00</b>	<b>20,030.25</b>
<b>Q</b>	<b>STUDENT FEE FUND</b>							
	7150		Jumpstart	699.61	0.00	0.00	0.00	699.61
	7160		Participation Fees - Athletics	2,206.00	80.00	0.00	-2,371.00	-85.00
	7170		Participation Fees - Clubs & Orgs	5,062.00	365.00	0.00	-5,427.00	0.00
	7190		Field Trips	0.00	0.00	0.00	0.00	0.00
	7195		HAL Field Trips	0.00	0.00	0.00	0.00	0.00
	7900		Field Trips-Other	0.00	0.00	0.00	0.00	0.00
	7901		Student Transportation	3,074.00	2,490.00	3,030.00	-30.00	2,504.00
		<b>Q</b>	<b>Totals:</b>	<b>11,041.61</b>	<b>2,935.00</b>	<b>3,030.00</b>	<b>-7,828.00</b>	<b>3,118.61</b>
<b>S</b>	<b>ATHLETIC</b>							
	9050		Athletic-General	4,443.85	1,800.25	404.36	0.00	5,839.74
	9070		Miscellaneous Receipts	0.00	0.00	0.00	0.00	0.00
		<b>S</b>	<b>Totals:</b>	<b>4,443.85</b>	<b>1,800.25</b>	<b>404.36</b>	<b>0.00</b>	<b>5,839.74</b>
		<b>AMS</b>	<b>Totals:</b>	<b>126,378.21</b>	<b>9,393.66</b>	<b>11,708.63</b>	<b>0.00</b>	<b>124,063.24</b>

# Current Cash Balance

Sorted by Site ID, Group ID, Activity ID.  
From 12/01/2019 to 12/31/2019.

Site ID Group ID	Site Name Group Name	Activity ID	Activity Name	Beginning Cash	Receipts	Disbursements	Adjustments	Cash Balance
<b>BMS</b>	<b>Beadle Middle School</b>							
<b>A</b>	<b>ACTIVITY GENERAL</b>							
	1010	General Admin		24,745.80	11.21	537.02	0.00	24,219.99
	1016	Rev Trak Fees		173.09	60.85	56.00	0.00	177.94
	1017	Returned Checks		0.00	0.00	0.00	0.00	0.00
	1025	Savings		0.00	0.00	0.00	0.00	0.00
	1030	Staff Vending		176.80	112.52	0.00	0.00	289.32
	1035	Student Vending		149.42	0.00	0.00	0.00	149.42
	1040	Donations		8,567.95	0.00	0.00	0.00	8,567.95
	1049	Food Pantry		291.59	0.00	0.00	0.00	291.59
	1052	Service Learning		132.55	0.00	0.00	0.00	132.55
	1070	Start Up Cash		0.00	0.00	0.00	0.00	0.00
	1080	Next Year Monies		0.00	0.00	0.00	0.00	0.00
	1105	Laptop Insurance		150.00	0.00	0.00	0.00	150.00
	1106	Laptop Loss/Damage		813.00	734.00	0.00	0.00	1,547.00
	1170	Wellness		0.00	0.00	0.00	0.00	0.00
		<b>A Totals:</b>		<b>35,200.20</b>	<b>918.58</b>	<b>593.02</b>	<b>0.00</b>	<b>35,525.76</b>
<b>B</b>	<b>Athletics-Girls</b>							
	2013	Misc. Expenditures - Girls		234.61	0.00	1,627.17	680.00	-712.56
		<b>B Totals:</b>		<b>234.61</b>	<b>0.00</b>	<b>1,627.17</b>	<b>680.00</b>	<b>-712.56</b>
<b>C</b>	<b>Athletics-Boys</b>							
	3004	Equipment - Boys		0.00	0.00	0.00	0.00	0.00
	3013	Misc. Expenditures - Boys		722.35	0.00	2,261.73	0.00	-1,539.38
		<b>C Totals:</b>		<b>722.35</b>	<b>0.00</b>	<b>2,261.73</b>	<b>0.00</b>	<b>-1,539.38</b>

# Current Cash Balance

Sorted by Site ID, Group ID, Activity ID.  
From 12/01/2019 to 12/31/2019.

Site ID Group ID	Site Name Group Name	Activity ID	Activity Name	Beginning Cash	Receipts	Disbursements	Adjustments	Cash Balance
D	CLUBS AND ORGANIZATIONS							
	4040		Art	10.81	0.00	0.00	0.00	10.81
	4060		Band	0.00	0.00	0.00	0.00	0.00
	4170		Cross Country Club	326.58	0.00	0.00	0.00	326.58
	4181		Coffee Cart	1,658.28	136.85	357.70	0.00	1,437.43
	4190		Dance	3.71	0.00	0.00	0.00	3.71
	4200		Debate Team	0.00	0.00	0.00	0.00	0.00
	4214		Unified Activities	475.12	500.00	0.00	0.00	975.12
	4220		Drama Club	0.00	0.00	0.00	0.00	0.00
	4230		Environmental Club	290.12	0.00	0.00	0.00	290.12
	4260		FCS Club	556.65	0.00	63.51	0.00	493.14
	4320		Educators Rising	-60.58	0.00	0.00	0.00	-60.58
	4345		Craft Club	496.44	0.00	126.35	0.00	370.09
	4370		Industrial Arts	5,321.81	30.00	404.47	0.00	4,947.34
	4500		Music	-527.82	0.00	0.00	0.00	-527.82
	4540		Other Clubs	0.00	0.00	0.00	0.00	0.00
	4570		Play Production	6,471.01	3,719.00	1,473.13	-474.00	8,242.88
	4630		Science Club	0.00	0.00	0.00	0.00	0.00
	4631		Science Olympiad	955.00	0.00	425.52	290.00	819.48
	4645		Show Choir	19,133.98	0.00	2,560.93	0.00	16,573.05
	4647		Show Choir Camp	345.22	0.00	0.00	0.00	345.22
	4690		Spirit Shop	342.75	0.00	0.00	0.00	342.75
	4710		Student Council	1,256.15	0.00	0.00	0.00	1,256.15
	4770		Yearbook	28,589.27	100.00	0.00	0.00	28,689.27
	4780		Youth to Youth	95.76	0.00	0.00	0.00	95.76
D	Totals:			65,740.26	4,485.85	5,411.61	-184.00	64,630.50

# Current Cash Balance

Sorted by Site ID, Group ID, Activity ID.  
From 12/01/2019 to 12/31/2019.

Site ID Group ID	Site Name Group Name	Activity ID	Activity Name	Beginning Cash	Receipts	Disbursements	Adjustments	Cash Balance
<b>E</b>	<b>ADMINISTRATIVE CUSTODIAL</b>							
	5020		Fines	1,005.65	0.00	0.00	0.00	1,005.65
	5025		Fines - Library Book	2,609.29	0.00	0.00	0.00	2,609.29
	5027		Fines-Textbooks	0.00	0.00	0.00	0.00	0.00
	5030		Counseling Center	28.78	0.00	0.00	0.00	28.78
	5040		Fundraising-General	0.00	0.00	0.00	0.00	0.00
	5050		HAL	874.68	0.00	0.00	0.00	874.68
	5060		Hospitality	1,753.49	0.00	70.93	0.00	1,682.56
	5070		Library	835.94	0.00	0.00	0.00	835.94
	5115		Field Trips-Curriculum Related	0.00	0.00	0.00	0.00	0.00
	5120		P.E.	2,943.86	0.00	0.00	0.00	2,943.86
	5127		6th Grade Field Trips-Curriculum Related	20.70	0.00	0.00	0.00	20.70
	5128		7th Grade Field Trips-Curriculum Related	107.16	0.00	0.00	0.00	107.16
	5129		8th Grade Field Trips-Curriculum Related	110.15	0.00	0.00	0.00	110.15
	5166		SpEd	1,375.59	0.00	218.94	0.00	1,156.65
	5180		Teacher Fund/Grants	280.87	0.00	0.00	0.00	280.87
	5215		Special Events	230.25	0.00	0.00	0.00	230.25
	5220		Site Improvements	475.83	0.00	0.00	0.00	475.83
		<b>E</b>	<b>Totals:</b>	<b>12,652.24</b>	<b>0.00</b>	<b>289.87</b>	<b>0.00</b>	<b>12,362.37</b>
<b>Q</b>	<b>STUDENT FEE FUND</b>							
	7060		6th Grade Field Trips	40.00	0.00	0.00	0.00	40.00
	7100		After School Program	0.00	0.00	0.00	0.00	0.00
	7150		Jumpstart	362.69	0.00	0.00	0.00	362.69
	7160		Participation Fees - Athletics	680.00	40.00	0.00	-680.00	40.00
	7170		Participation Fees - Clubs & Orgs	290.00	90.00	0.00	-290.00	90.00
	7190		Field Trips	0.00	0.00	0.00	0.00	0.00
	7195		HAL Field Trips	0.00	0.00	0.00	0.00	0.00
	7901		Student Transportation	5,010.00	3,540.00	5,130.00	474.00	3,894.00
		<b>Q</b>	<b>Totals:</b>	<b>6,382.69</b>	<b>3,670.00</b>	<b>5,130.00</b>	<b>-496.00</b>	<b>4,426.69</b>
<b>S</b>	<b>ATHLETIC</b>							
	9070		Miscellaneous Receipts	0.00	0.00	0.00	0.00	0.00
		<b>S</b>	<b>Totals:</b>	<b>0.00</b>	<b>0.00</b>	<b>0.00</b>	<b>0.00</b>	<b>0.00</b>
		<b>BMS</b>	<b>Totals:</b>	<b>120,932.35</b>	<b>9,074.43</b>	<b>15,313.40</b>	<b>0.00</b>	<b>114,693.38</b>

# Current Cash Balance

Sorted by Site ID, Group ID, Activity ID.

From 12/01/2019 to 12/31/2019.

Site ID	Site Name	Beginning Cash	Receipts	Disbursements	Adjustments	Cash Balance
Group ID	Group Name					
Activity ID	Activity Name					
<b>CMS</b>	<b>Central Middle School</b>					
<b>A</b>	<b>ACTIVITY GENERAL</b>					
1010	General Admin	5,677.31	1.89	110.14	0.00	5,569.06
1016	Rev Trak Fees	11.78	0.20	0.00	0.00	11.98
1025	Savings	0.00	0.00	0.00	0.00	0.00
1030	Staff Vending	351.83	0.00	0.00	0.00	351.83
1035	Student Vending	279.91	0.00	0.00	0.00	279.91
1040	Donations	0.00	0.00	0.00	0.00	0.00
1049	Food Pantry	0.00	0.00	0.00	0.00	0.00
1050	Projects/Support	0.00	0.00	0.00	0.00	0.00
1080	Next Year Monies	-104.50	0.00	0.00	0.00	-104.50
1105	Laptop Insurance	100.00	20.00	0.00	0.00	120.00
1106	Laptop Loss/Damage	609.00	481.50	495.50	0.00	595.00
1107	Laptop Insurance-YAP	0.00	0.00	0.00	0.00	0.00
1108	Laptop Loss-Damage YAP	8.29	0.00	0.00	0.00	8.29
	<b>A Totals:</b>	<b>6,933.62</b>	<b>503.59</b>	<b>605.64</b>	<b>0.00</b>	<b>6,831.57</b>
<b>B</b>	<b>Athletics-Girls</b>					
2013	Misc. Expenditures - Girls	595.04	0.00	0.00	0.00	595.04
	<b>B Totals:</b>	<b>595.04</b>	<b>0.00</b>	<b>0.00</b>	<b>0.00</b>	<b>595.04</b>
<b>C</b>	<b>Athletics-Boys</b>					
3003	Entry Fees - Boys	-35.00	0.00	0.00	0.00	-35.00
3013	Misc. Expenditures - Boys	-1,256.21	972.00	1,836.30	0.00	-2,120.51
	<b>C Totals:</b>	<b>-1,291.21</b>	<b>972.00</b>	<b>1,836.30</b>	<b>0.00</b>	<b>-2,155.51</b>



# Current Cash Balance

Sorted by Site ID, Group ID, Activity ID.

From 12/01/2019 to 12/31/2019.

Site ID	Site Name					
Group ID	Group Name					
Activity ID	Activity Name	Beginning Cash	Receipts	Disbursements	Adjustments	Cash Balance
D	CLUBS AND ORGANIZATIONS					
4010	40 Assets	-96.95	0.00	0.00	0.00	-96.95
4040	Art	288.67	0.00	0.00	0.00	288.67
4059	Band Camp	0.00	0.00	0.00	0.00	0.00
4060	Band	-8.00	0.00	0.00	0.00	-8.00
4062	Band Trip	0.00	0.00	0.00	0.00	0.00
4090	Bowling Club	150.94	0.00	0.00	0.00	150.94
4140	Choir	973.56	0.00	-27.84	0.00	1,001.40
4170	Cross Country Club	624.15	0.00	0.00	0.00	624.15
4220	Drama Club	2,467.19	0.00	0.00	0.00	2,467.19
4260	FCS Club	251.68	0.00	0.00	0.00	251.68
4370	Industrial Arts	1,334.88	0.00	30.07	0.00	1,304.81
4500	Music	373.06	0.00	0.00	0.00	373.06
4530	Orchestra	0.00	0.00	0.00	0.00	0.00
4540	Other Clubs	269.56	0.00	0.00	0.00	269.56
4670	SPARKS	33.50	20.00	0.00	0.00	53.50
4710	Student Council	1,834.34	0.00	48.84	0.00	1,785.50
4760	World Language	0.00	0.00	0.00	0.00	0.00
4770	Yearbook	442.88	0.00	800.00	0.00	-357.12
D	Totals:	8,939.46	20.00	851.07	0.00	8,108.39

## Current Cash Balance

Sorted by Site ID, Group ID, Activity ID.  
From 12/01/2019 to 12/31/2019.

Site ID Group ID	Site Name Group Name	Activity ID	Activity Name	Beginning Cash	Receipts	Disbursements	Adjustments	Cash Balance
<b>E</b>	<b>ADMINISTRATIVE CUSTODIAL</b>							
		5015	Circle of Friends	840.28	0.00	0.00	0.00	840.28
		5020	Fines	312.56	0.00	0.00	0.00	312.56
		5027	Fines-Textbooks	132.68	8.00	0.00	0.00	140.68
		5040	Fundraising-General	6,436.11	280.00	80.00	0.00	6,636.11
		5050	HAL	0.00	0.00	0.00	0.00	0.00
		5060	Hospitality	0.00	0.00	0.00	0.00	0.00
		5070	Library	2,143.68	16.01	439.75	0.00	1,719.94
		5075	Mentoring	85.88	0.00	0.00	0.00	85.88
		5085	MSAP	0.00	0.00	0.00	0.00	0.00
		5090	Montessori	11.07	0.00	0.00	0.00	11.07
		5093	Montessori 7/8 Sales	0.00	0.00	0.00	0.00	0.00
		5095	Montessori Fundraising	0.00	0.00	0.00	0.00	0.00
		5100	Other Adm Custodial	0.00	0.00	0.00	0.00	0.00
		5110	Other Student Activities	1,135.66	260.00	0.00	0.00	1,395.66
		5115	Field Trips-Curriculum Related	82.03	0.00	123.60	0.00	-41.57
		5119	Montessori 6-8	0.00	0.00	0.00	0.00	0.00
		5120	P.E.	0.00	0.00	0.00	0.00	0.00
		5127	6th Grade Field Trips-Curriculum Related	278.00	0.00	0.00	0.00	278.00
		5128	7th Grade Field Trips-Curriculum Related	283.58	0.00	0.00	0.00	283.58
		5129	8th Grade Field Trips-Curriculum Related	278.62	0.00	0.00	0.00	278.62
		5140	PayBac	16.48	0.00	0.00	0.00	16.48
		5170	Student Notebooks	853.82	0.00	128.00	0.00	725.82
		5180	Teacher Fund/Grants	2,371.04	0.00	0.00	0.00	2,371.04
		5185	Technology	0.00	0.00	0.00	0.00	0.00
		5210	Zone	264.51	0.00	0.00	0.00	264.51
		<b>E Totals:</b>		<b>15,526.00</b>	<b>564.01</b>	<b>771.35</b>	<b>0.00</b>	<b>15,318.66</b>
<b>Q</b>	<b>STUDENT FEE FUND</b>							
		7060	6th Grade Field Trips	0.00	0.00	0.00	0.00	0.00
		7070	7th Grade Field Trips	0.00	0.00	0.00	0.00	0.00
		7080	8th Grade Field Trips	0.00	0.00	0.00	0.00	0.00
		7135	Montessori 6-8	0.00	0.00	0.00	0.00	0.00
		7150	Jumpstart	1,049.01	0.00	0.00	0.00	1,049.01
		7160	Participation Fees - Athletics	3,760.00	0.00	0.00	0.00	3,760.00
		7170	Participation Fees - Clubs & Orgs	915.92	630.00	0.00	0.00	1,545.92
		7195	HAL Field Trips	0.00	0.00	0.00	0.00	0.00
		7200	Outdoor Ed	0.00	0.00	0.00	0.00	0.00
		7900	Field Trips-Other	9.00	0.00	0.00	0.00	9.00
		7901	Student Transportation	1.77	2,370.00	0.00	0.00	2,371.77
		<b>Q Totals:</b>		<b>5,735.70</b>	<b>3,000.00</b>	<b>0.00</b>	<b>0.00</b>	<b>8,735.70</b>

# Current Cash Balance

Sorted by Site ID, Group ID, Activity ID.  
From 12/01/2019 to 12/31/2019.

Site ID	Site Name						
Group ID	Group Name						
Activity ID	Activity Name	Beginning Cash	Receipts	Disbursements	Adjustments	Cash Balance	
S	ATHLETIC						
9030	Concessions	0.00	0.00	0.00	0.00	0.00	
9050	Athletic-General	2,283.11	0.00	0.00	0.00	2,283.11	
9070	Miscellaneous Receipts	2,774.04	0.00	56.76	0.00	2,717.28	
9080	Fundraising-Athletic	667.58	0.00	0.00	0.00	667.58	
	S	Totals:	5,724.73	0.00	56.76	0.00	5,667.97
	CMS	Totals:	42,163.34	5,059.60	4,121.12	0.00	43,101.82

# Current Cash Balance

Sorted by Site ID, Group ID, Activity ID.  
From 12/01/2019 to 12/31/2019.

Site ID	Site Name	Beginning Cash	Receipts	Disbursements	Adjustments	Cash Balance
Group ID	Group Name					
Activity ID	Activity Name					
<b>KMS</b>	<b>Kiewit Middle School</b>					
<b>A</b>	<b>ACTIVITY GENERAL</b>					
1010	General Admin	3,388.26	0.00	0.00	0.00	3,388.26
1016	Rev Trak Fees	140.72	217.46	168.47	0.00	189.71
1025	Savings	41,057.86	0.00	0.00	0.00	41,057.86
1030	Staff Vending	477.68	121.03	0.00	0.00	598.71
1035	Student Vending	32,094.83	80.00	1,773.87	0.00	30,400.96
1049	Food Pantry	190.00	0.00	0.00	0.00	190.00
1050	Projects/Support	18,080.97	0.00	0.00	0.00	18,080.97
1105	Laptop Insurance	0.00	0.00	0.00	0.00	0.00
1106	Laptop Loss/Damage	114.00	485.00	45.00	0.00	554.00
	<b>A Totals:</b>	<b>95,544.32</b>	<b>903.49</b>	<b>1,987.34</b>	<b>0.00</b>	<b>94,460.47</b>
<b>B</b>	<b>Athletics-Girls</b>					
2013	Misc. Expenditures - Girls	0.00	0.00	0.00	0.00	0.00
	<b>B Totals:</b>	<b>0.00</b>	<b>0.00</b>	<b>0.00</b>	<b>0.00</b>	<b>0.00</b>
<b>C</b>	<b>Athletics-Boys</b>					
3003	Entry Fees - Boys	0.00	0.00	0.00	0.00	0.00
3013	Misc. Expenditures - Boys	167.27	0.00	1,263.61	0.00	-1,096.34
3052	Camps - Boys Basketball	0.00	0.00	0.00	0.00	0.00
	<b>C Totals:</b>	<b>167.27</b>	<b>0.00</b>	<b>1,263.61</b>	<b>0.00</b>	<b>-1,096.34</b>
<b>D</b>	<b>CLUBS AND ORGANIZATIONS</b>					
4040	Art	185.78	0.00	126.01	0.00	59.77
4060	Band	100.00	18.00	0.00	0.00	118.00
4130	Chess Club	0.00	0.00	0.00	0.00	0.00
4220	Drama Club	3,028.58	0.00	0.00	0.00	3,028.58
4260	FCS Club	1,130.25	0.00	0.00	0.00	1,130.25
4370	Industrial Arts	11,961.71	0.00	0.00	0.00	11,961.71
4380	International Club	0.00	0.00	0.00	0.00	0.00
4500	Music	1,828.95	420.00	1,617.34	0.00	631.61
4540	Other Clubs	1.80	0.00	0.00	0.00	1.80
4630	Science Club	380.59	0.00	7.30	0.00	373.29
4680	Speech Club	340.00	0.00	0.00	0.00	340.00
4710	Student Council	2,958.51	0.00	25.46	0.00	2,933.05
4750	Volunteer Club	2,244.83	0.00	0.00	0.00	2,244.83
4770	Yearbook	34,418.04	20.00	164.29	0.00	34,273.75
4780	Youth to Youth	0.00	0.00	0.00	0.00	0.00
	<b>D Totals:</b>	<b>58,579.04</b>	<b>458.00</b>	<b>1,940.40</b>	<b>0.00</b>	<b>57,096.64</b>

# Current Cash Balance

Sorted by Site ID, Group ID, Activity ID.

From 12/01/2019 to 12/31/2019.

Site ID Group ID	Site Name Group Name	Activity ID	Activity Name	Beginning Cash	Receipts	Disbursements	Adjustments	Cash Balance
<b>E</b>	<b>ADMINISTRATIVE CUSTODIAL</b>							
	5027		Fines-Textbooks	536.51	0.00	0.00	0.00	536.51
	5040		Fundraising-General	2,392.81	90.00	282.88	0.00	2,199.93
	5050		HAL	395.91	0.00	0.00	0.00	395.91
	5060		Hospitality	1,720.98	0.00	0.00	0.00	1,720.98
	5070		Library	7,983.51	17.00	71.73	0.00	7,928.78
	5100		Other Adm Custodial	4,292.42	0.00	0.00	0.00	4,292.42
	5115		Field Trips-Curriculum Related	5,687.66	0.00	0.00	0.00	5,687.66
	5120		P.E.	928.80	0.00	0.00	0.00	928.80
	5127		6th Grade Field Trips-Curriculum Related	0.00	1,833.00	1,833.00	0.00	0.00
	5128		7th Grade Field Trips-Curriculum Related	0.00	0.00	0.00	0.00	0.00
	5129		8th Grade Field Trips-Curriculum Related	-307.40	307.40	0.00	0.00	0.00
	5140		PayBac	3,374.79	0.00	0.00	0.00	3,374.79
	5165		Logo Sales	41,922.69	0.00	1,063.25	0.00	40,859.44
	5175		Student Scholarships	1,536.06	0.00	0.00	0.00	1,536.06
	5180		Teacher Fund/Grants	363.01	0.00	0.00	0.00	363.01
	5185		Technology	0.00	0.00	0.00	0.00	0.00
	5191		6th Grade	263.33	0.00	183.96	0.00	79.37
	5192		7th Grade	184.09	0.00	0.00	0.00	184.09
	5193		8th Grade	211.59	0.00	22.00	0.00	189.59
		<b>E</b>	<b>Totals:</b>	<b>71,486.76</b>	<b>2,247.40</b>	<b>3,456.82</b>	<b>0.00</b>	<b>70,277.34</b>
<b>Q</b>	<b>STUDENT FEE FUND</b>							
	7060		6th Grade Field Trips	0.00	0.00	0.00	0.00	0.00
	7070		7th Grade Field Trips	0.00	0.00	0.00	0.00	0.00
	7080		8th Grade Field Trips	0.00	0.00	0.00	0.00	0.00
	7100		After School Program	44,508.72	10,572.00	4,639.19	0.00	50,441.53
	7140		Mini-Classes	0.00	0.00	0.00	0.00	0.00
	7150		Jumpstart	282.10	0.00	0.00	0.00	282.10
	7160		Participation Fees - Athletics	40.00	0.00	0.00	0.00	40.00
	7170		Participation Fees - Clubs & Orgs	0.00	0.00	0.00	0.00	0.00
	7195		HAL Field Trips	0.00	0.00	0.00	0.00	0.00
	7901		Student Transportation	990.00	5,190.00	2,070.00	0.00	4,110.00
		<b>Q</b>	<b>Totals:</b>	<b>45,820.82</b>	<b>15,762.00</b>	<b>6,709.19</b>	<b>0.00</b>	<b>54,873.63</b>
<b>S</b>	<b>ATHLETIC</b>							
	9050		Athletic-General	271.61	0.00	0.00	0.00	271.61
	9070		Miscellaneous Receipts	0.00	0.00	0.00	0.00	0.00
		<b>S</b>	<b>Totals:</b>	<b>271.61</b>	<b>0.00</b>	<b>0.00</b>	<b>0.00</b>	<b>271.61</b>
		<b>KMS</b>	<b>Totals:</b>	<b>271,869.82</b>	<b>19,370.89</b>	<b>15,357.36</b>	<b>0.00</b>	<b>275,883.35</b>

# Current Cash Balance

Sorted by Site ID, Group ID, Activity ID.  
From 12/01/2019 to 12/31/2019.

Site ID	Site Name	Beginning Cash	Receipts	Disbursements	Adjustments	Cash Balance
Group ID	Group Name					
Activity ID	Activity Name					
<b>NMS</b>	<b>North Middle School</b>					
<b>A</b>	<b>ACTIVITY GENERAL</b>					
1010	General Admin	20,278.55	231.43	243.80	0.00	20,266.18
1016	Rev Trak Fees	84.14	186.38	50.13	0.00	220.39
1030	Staff Vending	32.52	51.01	0.00	0.00	83.53
1035	Student Vending	0.00	0.00	0.00	0.00	0.00
1036	NMS Spiritwear	5,686.85	0.00	0.00	0.00	5,686.85
1037	Mustang Express-O	1,165.10	0.00	74.09	0.00	1,091.01
1040	Donations	36,482.83	275.00	218.62	0.00	36,539.21
1052	Service Learning	20.00	27.00	0.00	-15.00	32.00
1105	Laptop Insurance	0.00	100.00	0.00	0.00	100.00
1106	Laptop Loss/Damage	45.00	83.00	64.50	0.00	63.50
1170	Wellness	0.00	0.00	0.00	0.00	0.00
	<b>A Totals:</b>	<b>63,794.99</b>	<b>953.82</b>	<b>651.14</b>	<b>-15.00</b>	<b>64,082.67</b>
<b>B</b>	<b>Athletics-Girls</b>					
2003	Entry Fees - Girls	0.00	0.00	0.00	0.00	0.00
2013	Misc. Expenditures - Girls	-1,959.34	0.00	0.00	0.00	-1,959.34
2063	Misc. Expenditures - Girls Basketball	0.00	0.00	0.00	0.00	0.00
	<b>B Totals:</b>	<b>-1,959.34</b>	<b>0.00</b>	<b>0.00</b>	<b>0.00</b>	<b>-1,959.34</b>
<b>C</b>	<b>Athletics-Boys</b>					
3003	Entry Fees - Boys	0.00	0.00	0.00	0.00	0.00
3013	Misc. Expenditures - Boys	-1,790.39	0.00	1,216.02	0.00	-3,006.41
3515	Misc. Expenditures - Boys Football	0.00	0.00	0.00	0.00	0.00
	<b>C Totals:</b>	<b>-1,790.39</b>	<b>0.00</b>	<b>1,216.02</b>	<b>0.00</b>	<b>-3,006.41</b>

# Current Cash Balance

Sorted by Site ID, Group ID, Activity ID.  
From 12/01/2019 to 12/31/2019.

Site ID Group ID	Site Name Group Name	Activity ID	Activity Name	Beginning Cash	Receipts	Disbursements	Adjustments	Cash Balance
<b>D</b>	<b>CLUBS AND ORGANIZATIONS</b>							
	4040		Art	726.13	0.00	0.00	0.00	726.13
	4045		Art Projects	362.69	0.00	0.00	0.00	362.69
	4059		Band Camp	0.00	0.00	0.00	0.00	0.00
	4060		Band	0.00	0.00	0.00	0.00	0.00
	4130		Chess Club	0.00	0.00	0.00	0.00	0.00
	4140		Choir	-141.90	0.00	0.00	0.00	-141.90
	4170		Cross Country Club	-1,271.67	0.00	0.00	0.00	-1,271.67
	4220		Drama Club	17,753.52	82.00	1,780.59	0.00	16,054.93
	4260		FCS Club	0.00	0.00	0.00	0.00	0.00
	4265		FCS Projects	0.00	0.00	0.00	0.00	0.00
	4290		Forensics	143.00	0.00	0.00	0.00	143.00
	4370		Industrial Arts	1,007.50	179.00	0.00	0.00	1,186.50
	4380		International Club	307.10	0.00	0.00	0.00	307.10
	4530		Orchestra	352.51	0.00	0.00	0.00	352.51
	4540		Other Clubs	0.00	0.00	0.00	0.00	0.00
	4600		Robotics & Engineering Club	519.44	0.00	197.95	0.00	321.49
	4645		Show Choir	3,898.95	3,586.92	1,516.54	990.00	6,959.33
	4710		Student Council	13,846.05	0.00	135.45	0.00	13,710.60
	4726		Unified Sports	173.08	500.00	0.00	0.00	673.08
	4729		Unified Classroom	72.01	0.00	36.52	0.00	35.49
	4750		Volunteer Club	0.00	0.00	12.27	0.00	-12.27
	4770		Yearbook	8,675.84	260.00	258.95	0.00	8,676.89
	4780		Youth to Youth	-60.88	0.00	0.00	0.00	-60.88
			<b>D Totals:</b>	<b>46,363.37</b>	<b>4,607.92</b>	<b>3,938.27</b>	<b>990.00</b>	<b>48,023.02</b>
<b>E</b>	<b>ADMINISTRATIVE CUSTODIAL</b>							
	5020		Fines	361.22	0.00	0.00	0.00	361.22
	5027		Fines-Textbooks	82.90	0.00	0.00	0.00	82.90
	5040		Fundraising-General	34,258.31	0.00	0.00	0.00	34,258.31
	5050		HAL	280.96	0.00	0.00	0.00	280.96
	5060		Hospitality	1,041.91	0.00	247.16	0.00	794.75
	5070		Library	2,905.36	0.00	0.00	0.00	2,905.36
	5100		Other Adm Custodial	0.00	0.00	0.00	0.00	0.00
	5115		Field Trips-Curriculum Related	0.00	0.00	0.00	0.00	0.00
	5120		P.E.	0.00	0.00	0.00	0.00	0.00
	5127		6th Grade Field Trips-Curriculum Related	325.80	0.00	0.00	0.00	325.80
	5128		7th Grade Field Trips-Curriculum Related	0.00	0.00	0.00	0.00	0.00
	5129		8th Grade Field Trips-Curriculum Related	0.00	0.00	0.00	0.00	0.00
	5175		Student Scholarships	-1,610.00	0.00	0.00	0.00	-1,610.00
	5200		Outdoor Learning Environment	0.00	0.00	0.00	0.00	0.00
	5215		Special Events	2,596.59	0.00	0.00	0.00	2,596.59
	5220		Site Improvements	19,879.24	0.00	0.00	0.00	19,879.24
			<b>E Totals:</b>	<b>60,122.29</b>	<b>0.00</b>	<b>247.16</b>	<b>0.00</b>	<b>59,875.13</b>

## Current Cash Balance

Sorted by Site ID, Group ID, Activity ID.  
From 12/01/2019 to 12/31/2019.

Site ID	Site Name						
Group ID	Group Name						
Activity ID	Activity Name	Beginning Cash	Receipts	Disbursements	Adjustments	Cash Balance	
<b>Q</b>	<b>STUDENT FEE FUND</b>						
7060	6th Grade Field Trips	0.00	0.00	0.00	0.00	0.00	
7070	7th Grade Field Trips	0.00	0.00	0.00	0.00	0.00	
7080	8th Grade Field Trips	0.00	0.00	0.00	0.00	0.00	
7100	After School Program	75,267.31	15,250.00	2,228.92	0.00	88,288.39	
7150	Jumpstart	543.14	0.00	0.00	0.00	543.14	
7160	Participation Fees - Athletics	3,276.91	1,050.00	0.00	0.00	4,326.91	
7170	Participation Fees - Clubs & Orgs	590.00	455.00	0.00	-975.00	70.00	
7195	HAL Field Trips	0.00	0.00	0.00	0.00	0.00	
7200	Outdoor Ed	0.00	0.00	0.00	0.00	0.00	
7900	Field Trips-Other	0.00	0.00	0.00	0.00	0.00	
7901	Student Transportation	0.00	1,140.00	0.00	0.00	1,140.00	
	<b>Q Totals:</b>	<b>79,677.36</b>	<b>17,895.00</b>	<b>2,228.92</b>	<b>-975.00</b>	<b>94,368.44</b>	
<b>S</b>	<b>ATHLETIC</b>						
9030	Concessions	0.00	0.00	0.00	0.00	0.00	
9050	Athletic-General	684.18	0.00	0.00	0.00	684.18	
9070	Miscellaneous Receipts	0.00	0.00	0.00	0.00	0.00	
9110	Activities	0.00	0.00	0.00	0.00	0.00	
	<b>S Totals:</b>	<b>684.18</b>	<b>0.00</b>	<b>0.00</b>	<b>0.00</b>	<b>684.18</b>	
	<b>NMS Totals:</b>	<b>246,892.46</b>	<b>23,456.74</b>	<b>8,281.51</b>	<b>0.00</b>	<b>262,067.69</b>	



# Current Cash Balance

Sorted by Site ID, Group ID, Activity ID.  
From 12/01/2019 to 12/31/2019.

Site ID Group ID	Site Name Group Name	Activity ID	Activity Name	Beginning Cash	Receipts	Disbursements	Adjustments	Cash Balance
<b>RMS</b>	<b>Russell Middle School</b>							
<b>A</b>	<b>ACTIVITY GENERAL</b>							
	1010		General Admin	8,081.19	6.31	1,311.39	-60.00	6,716.11
	1016		Rev Trak Fees	57.65	-5.29	0.00	0.00	52.36
	1030		Staff Vending	579.14	0.00	213.58	0.00	365.56
	1035		Student Vending	94.92	0.00	0.00	0.00	94.92
	1040		Donations	21,226.84	0.00	398.33	0.00	20,828.51
	1041		Donations Students	411.64	0.00	0.00	0.00	411.64
	1048		Parent Involvement Activities	163.41	0.00	0.00	0.00	163.41
	1049		Food Pantry	215.00	0.00	0.00	0.00	215.00
	1070		Start Up Cash	0.00	0.00	0.00	0.00	0.00
	1105		Laptop Insurance	0.00	0.00	0.00	0.00	0.00
	1106		Laptop Loss/Damage	171.00	175.20	0.00	0.00	346.20
	1170		Wellness	0.00	0.00	0.00	0.00	0.00
		<b>A</b>	<b>Totals:</b>	<b>31,000.79</b>	<b>176.22</b>	<b>1,923.30</b>	<b>-60.00</b>	<b>29,193.71</b>
<b>B</b>	<b>Athletics-Girls</b>							
	2013		Misc. Expenditures - Girls	1,061.50	0.00	0.00	0.00	1,061.50
		<b>B</b>	<b>Totals:</b>	<b>1,061.50</b>	<b>0.00</b>	<b>0.00</b>	<b>0.00</b>	<b>1,061.50</b>
<b>C</b>	<b>Athletics-Boys</b>							
	3003		Entry Fees - Boys	0.00	0.00	0.00	0.00	0.00
	3013		Misc. Expenditures - Boys	3,650.47	0.00	1,766.34	1,965.00	3,849.13
		<b>C</b>	<b>Totals:</b>	<b>3,650.47</b>	<b>0.00</b>	<b>1,766.34</b>	<b>1,965.00</b>	<b>3,849.13</b>
<b>D</b>	<b>CLUBS AND ORGANIZATIONS</b>							
	4040		Art	763.60	0.00	289.50	90.00	564.10
	4060		Band	31.00	0.00	0.00	0.00	31.00
	4170		Cross Country Club	1,465.47	0.00	0.00	0.00	1,465.47
	4180		Culinary	1,587.89	0.00	65.16	14.00	1,536.73
	4260		FCS Club	0.00	0.00	0.00	0.00	0.00
	4370		Industrial Arts	4,687.43	279.50	0.00	0.00	4,966.93
	4500		Music	-346.69	125.00	1,511.76	9,375.00	7,641.55
	4503		Music-Musicals	700.36	2,537.00	801.00	2,720.00	5,156.36
	4530		Orchestra	264.16	0.00	0.00	0.00	264.16
	4532		Summer Camps	273.49	0.00	16.50	0.00	256.99
	4540		Other Clubs	0.00	0.00	0.00	0.00	0.00
	4600		Robotics & Engineering Club	0.00	0.00	0.00	0.00	0.00
	4641		School Spirit Leaders Club	0.00	0.00	0.00	0.00	0.00
	4710		Student Council	1,141.03	1,678.38	29.38	0.00	2,790.03
	4750		Volunteer Club	0.00	0.00	0.00	0.00	0.00
	4770		Yearbook	16,683.29	150.00	0.00	0.00	16,833.29
		<b>D</b>	<b>Totals:</b>	<b>27,251.03</b>	<b>4,769.88</b>	<b>2,713.30</b>	<b>12,199.00</b>	<b>41,506.61</b>

## Current Cash Balance

Sorted by Site ID, Group ID, Activity ID.  
From 12/01/2019 to 12/31/2019.

Site ID Group ID	Site Name Group Name	Activity ID	Activity Name	Beginning Cash	Receipts	Disbursements	Adjustments	Cash Balance
<b>E</b>	<b>ADMINISTRATIVE CUSTODIAL</b>							
	5008		Surplus Sales	1,801.17	0.00	0.00	0.00	1,801.17
	5013		Carnival	0.00	0.00	0.00	0.00	0.00
	5025		Fines - Library Book	0.00	0.00	0.00	0.00	0.00
	5027		Fines-Textbooks	2,376.61	0.00	0.00	0.00	2,376.61
	5030		Counseling Center	622.94	0.00	0.00	0.00	622.94
	5040		Fundraising-General	7,837.34	0.00	6,472.84	0.00	1,364.50
	5060		Hospitality	1,105.79	0.00	50.00	0.00	1,055.79
	5070		Library	773.36	0.00	0.00	0.00	773.36
	5095		Montessori Fundraising	2,910.27	5,462.26	0.00	0.00	8,372.53
	5100		Other Adm Custodial	0.00	0.00	0.00	0.00	0.00
	5110		Other Student Activities	0.00	0.00	0.00	0.00	0.00
	5114		Montessori 6th	1.98	183.00	190.82	0.00	-5.84
	5115		Field Trips-Curriculum Related	0.00	0.00	0.00	0.00	0.00
	5119		Montessori 6-8	5,054.49	5,479.00	11,647.40	0.00	-1,113.91
	5120		P.E.	316.46	0.00	0.00	0.00	316.46
	5127		6th Grade Field Trips-Curriculum Related	0.00	0.00	0.00	0.00	0.00
	5128		7th Grade Field Trips-Curriculum Related	0.00	0.00	0.00	0.00	0.00
	5129		8th Grade Field Trips-Curriculum Related	0.00	2,605.00	1,026.34	0.00	1,578.66
	5165		Logo Sales	5,935.53	362.50	1,404.00	0.00	4,894.03
		<b>E</b>	<b>Totals:</b>	<b>28,735.94</b>	<b>14,091.76</b>	<b>20,791.40</b>	<b>0.00</b>	<b>22,036.30</b>
<b>Q</b>	<b>STUDENT FEE FUND</b>							
	7100		After School Program	35,574.12	870.00	1,691.13	0.00	34,752.99
	7150		Jumpstart	2,450.71	0.00	0.00	0.00	2,450.71
	7160		Participation Fees - Athletics	1,925.00	40.00	0.00	-1,965.00	0.00
	7170		Participation Fees - Clubs & Orgs	11,974.00	225.00	0.00	-12,199.00	0.00
	7900		Field Trips-Other	0.00	0.00	0.00	0.00	0.00
	7901		Student Transportation	210.00	1,110.00	600.00	60.00	780.00
		<b>Q</b>	<b>Totals:</b>	<b>52,133.83</b>	<b>2,245.00</b>	<b>2,291.13</b>	<b>-14,104.00</b>	<b>37,983.70</b>
<b>S</b>	<b>ATHLETIC</b>							
	9050		Athletic-General	696.12	538.17	0.00	0.00	1,234.29
	9070		Miscellaneous Receipts	0.00	0.00	0.00	0.00	0.00
		<b>S</b>	<b>Totals:</b>	<b>696.12</b>	<b>538.17</b>	<b>0.00</b>	<b>0.00</b>	<b>1,234.29</b>
		<b>RMS</b>	<b>Totals:</b>	<b>144,529.68</b>	<b>21,821.03</b>	<b>29,485.47</b>	<b>0.00</b>	<b>136,865.24</b>

# Current Cash Balance

Sorted by Site ID, Group ID, Activity ID.

From 12/01/2019 to 12/31/2019.

Site ID	Site Name	Beginning Cash	Receipts	Disbursements	Adjustments	Cash Balance
Group ID	Group Name					
Activity ID	Activity Name					
<b>Horizon Keith Lutz Horizon High School</b>						
<b>A</b>	<b>ACTIVITY GENERAL</b>					
1010	General Admin	4,370.25	43.25	195.29	0.00	4,218.21
1016	Rev Trak Fees	-104.06	0.00	0.00	0.00	-104.06
1030	Staff Vending	83.21	0.00	0.00	0.00	83.21
1105	Laptop Insurance	28.10	40.00	0.00	0.00	68.10
1106	Laptop Loss/Damage	8.85	117.96	0.00	0.00	126.81
<b>A Totals:</b>		<b>4,386.35</b>	<b>201.21</b>	<b>195.29</b>	<b>0.00</b>	<b>4,392.27</b>
<b>D</b>	<b>CLUBS AND ORGANIZATIONS</b>					
4365	HOSA	373.94	0.00	0.00	0.00	373.94
4650	Skills USA	0.00	0.00	0.00	0.00	0.00
4710	Student Council	360.89	88.00	0.00	0.00	448.89
4770	Yearbook	0.00	0.00	0.00	0.00	0.00
4790	BLM Academy	0.00	0.00	0.00	0.00	0.00
<b>D Totals:</b>		<b>734.83</b>	<b>88.00</b>	<b>0.00</b>	<b>0.00</b>	<b>822.83</b>
<b>E</b>	<b>ADMINISTRATIVE CUSTODIAL</b>					
5025	Fines - Library Book	136.38	0.00	0.00	0.00	136.38
5027	Fines-Textbooks	0.64	0.00	0.00	0.00	0.64
5040	Fundraising-General	430.96	0.00	0.00	0.00	430.96
5115	Field Trips-Curriculum Related	0.00	0.00	0.00	0.00	0.00
<b>E Totals:</b>		<b>567.98</b>	<b>0.00</b>	<b>0.00</b>	<b>0.00</b>	<b>567.98</b>
<b>S</b>	<b>ATHLETIC</b>					
9070	Miscellaneous Receipts	0.00	0.00	0.00	0.00	0.00
<b>S Totals:</b>		<b>0.00</b>	<b>0.00</b>	<b>0.00</b>	<b>0.00</b>	<b>0.00</b>
<b>Horizon Totals:</b>		<b>5,689.16</b>	<b>289.21</b>	<b>195.29</b>	<b>0.00</b>	<b>5,783.08</b>

# Current Cash Balance

Sorted by Site ID, Group ID, Activity ID.

From 12/01/2019 to 12/31/2019.

Site ID	Site Name	Beginning Cash	Receipts	Disbursements	Adjustments	Cash Balance
Group ID	Group Name					
Activity ID	Activity Name					
NHS	Millard North High School					
A	ACTIVITY GENERAL					
1010	General Admin	4,134.25	4,125.01	903.36	0.00	7,355.90
1016	Rev Trak Fees	-172.42	40.74	0.00	0.00	-131.68
1017	Returned Checks	0.00	0.00	0.00	0.00	0.00
1025	Savings	-296,930.11	0.00	0.00	0.00	-296,930.11
1030	Staff Vending	2,769.91	2,020.48	72.17	0.00	4,718.22
1035	Student Vending	0.00	0.00	0.00	0.00	0.00
1040	Donations	2,386.57	0.00	0.00	0.00	2,386.57
1050	Projects/Support	735.16	0.00	0.00	0.00	735.16
1070	Start Up Cash	-5,557.80	1,170.00	2,500.00	0.00	-6,887.80
1090	Other Revenue	793.09	0.00	0.00	0.00	793.09
1105	Laptop Insurance	41,920.00	0.00	41,920.00	0.00	0.00
1106	Laptop Loss/Damage	5,475.92	1,082.92	5,659.48	0.00	899.36
1110	Extracurr Transportation	-14,917.72	0.00	4,974.11	0.00	-19,891.83
	<b>A Totals:</b>	<b>-259,363.15</b>	<b>8,439.15</b>	<b>56,029.12</b>	<b>0.00</b>	<b>-306,953.12</b>

# Current Cash Balance

Sorted by Site ID, Group ID, Activity ID.

From 12/01/2019 to 12/31/2019.

Site ID Group ID	Site Name Group Name	Activity ID	Activity Name	Beginning Cash	Receipts	Disbursements	Adjustments	Cash Balance
<b>B</b>	<b>Athletics-Girls</b>							
2001	Awards - Girls			0.00	0.00	0.00	0.00	0.00
2002	Camps - Girls			2,290.00	0.00	0.00	0.00	2,290.00
2003	Entry Fees - Girls			2,475.00	0.00	0.00	0.00	2,475.00
2004	Equipment - Girls			0.00	0.00	0.00	0.00	0.00
2005	Lodging - Girls			0.00	0.00	0.00	0.00	0.00
2006	Meals - Girls			0.00	0.00	0.00	0.00	0.00
2007	Officials - Girls			0.00	0.00	0.00	0.00	0.00
2008	Prof Devel - Girls			0.00	0.00	0.00	0.00	0.00
2009	Scouting - Girls			0.00	0.00	0.00	0.00	0.00
2010	Security - Girls			-120.00	0.00	0.00	0.00	-120.00
2011	Transportation - Girls			0.00	0.00	0.00	0.00	0.00
2012	Uniforms/Apparel - Girls			0.00	0.00	0.00	0.00	0.00
2013	Misc. Expenditures - Girls			-500.00	0.00	0.00	0.00	-500.00
2051	Awards - Girls Basketball			0.00	0.00	0.00	0.00	0.00
2052	Camps - Girls Basketball			1,199.34	1,050.00	1,105.08	0.00	1,144.26
2053	Entry Fees - Girls Basketball			0.00	0.00	50.00	0.00	-50.00
2054	Equipment - Girls Basketball			-953.40	0.00	0.00	0.00	-953.40
2055	Lodging - Girls Basketball			0.00	0.00	0.00	0.00	0.00
2056	Meals - Girls Basketball			0.00	0.00	0.00	0.00	0.00
2057	Officials - Girls Basketball			0.00	0.00	1,055.00	0.00	-1,055.00
2058	Prof. Development - Girls Basketball			-642.43	0.00	0.00	0.00	-642.43
2059	Scouting - Girls Basketball			0.00	0.00	0.00	0.00	0.00
2060	Security - Girls Basketball			0.00	0.00	210.00	0.00	-210.00
2061	Transportation - Girls Basketball			0.00	0.00	1,149.47	0.00	-1,149.47
2062	Uniforms/Apparel - Girls Basketball			0.00	0.00	0.00	0.00	0.00
2063	Misc. Expenditures - Girls Basketball			0.00	0.00	0.00	0.00	0.00
2101	Awards - Girls Cross Country			-38.58	0.00	0.00	0.00	-38.58
2102	Camps - Girls Cross Country			-120.38	10.00	340.53	0.00	-450.91
2103	Entry Fees - Girls Cross Country			-415.00	0.00	0.00	0.00	-415.00
2104	Equipment - Girls Cross Country			0.00	0.00	0.00	0.00	0.00
2105	Lodging - Girls Cross Country			0.00	0.00	0.00	0.00	0.00
2106	Meals - Girls Cross Country			-71.00	0.00	0.00	0.00	-71.00
2107	Officials - Girls Cross Country			0.00	0.00	0.00	0.00	0.00
2108	Prof. Development - Girls Cross Country			0.00	0.00	0.00	0.00	0.00
2109	Scouting - Girls Cross Country			0.00	0.00	0.00	0.00	0.00
2110	Security - Girls Cross Country			0.00	0.00	0.00	0.00	0.00
2111	Transportation - Girls Cross Country			-1,013.14	0.00	0.00	0.00	-1,013.14
2112	Uniforms/Apparel - Girls Cross Country			0.00	0.00	0.00	0.00	0.00
2113	Misc. Expenditures - Girls Cross Country			0.00	0.00	0.00	0.00	0.00
2151	Awards - Girls Golf			0.00	0.00	10.41	0.00	-10.41
2152	Camps - Girls Golf			-2,609.88	0.00	0.00	0.00	-2,609.88
2153	Entry Fees - Girls Golf			-1,340.00	0.00	0.00	0.00	-1,340.00
2154	Equipment - Girls Golf			-1,065.92	0.00	0.00	0.00	-1,065.92
2155	Lodging - Girls Golf			-792.00	0.00	0.00	0.00	-792.00

# Current Cash Balance

Sorted by Site ID, Group ID, Activity ID.  
From 12/01/2019 to 12/31/2019.

Site ID Group ID	Site Name Group Name	Activity ID	Activity Name	Beginning Cash	Receipts	Disbursements	Adjustments	Cash Balance
2156			Meals - Girls Golf	-230.00	0.00	0.00	0.00	-230.00
2157			Officials - Girls Golf	0.00	0.00	0.00	0.00	0.00
2158			Prof. Development - Girls Golf	0.00	0.00	0.00	0.00	0.00
2159			Scouting - Girls Golf	0.00	0.00	0.00	0.00	0.00
2160			Security - Girls Golf	0.00	0.00	0.00	0.00	0.00
2161			Transportation - Girls Golf	0.00	0.00	0.00	0.00	0.00
2162			Uniforms/Apparel - Girls Golf	0.00	0.00	0.00	0.00	0.00
2163			Misc. Expenditures - Girls Golf	0.00	0.00	0.00	0.00	0.00
2201			Awards - Girls Soccer	0.00	0.00	0.00	0.00	0.00
2202			Camps - Girls Soccer	5,044.60	80.00	159.95	0.00	4,964.65
2203			Entry Fees - Girls Soccer	0.00	0.00	0.00	0.00	0.00
2204			Equipment - Girls Soccer	-787.54	0.00	0.00	0.00	-787.54
2205			Lodging - Girls Soccer	0.00	0.00	0.00	0.00	0.00
2206			Meals - Girls Soccer	0.00	0.00	0.00	0.00	0.00
2207			Officials - Girls Soccer	0.00	0.00	0.00	0.00	0.00
2208			Prof. Development - Girls Soccer	0.00	0.00	0.00	0.00	0.00
2209			Scouting - Girls Soccer	0.00	0.00	0.00	0.00	0.00
2210			Security - Girls Soccer	0.00	0.00	0.00	0.00	0.00
2211			Transportation - Girls Soccer	0.00	0.00	0.00	0.00	0.00
2212			Uniforms/Apparel - Girls Soccer	0.00	0.00	0.00	0.00	0.00
2213			Misc. Expenditures - Girls Soccer	0.00	0.00	0.00	0.00	0.00
2251			Awards - Girls Swimming	-215.59	0.00	487.05	0.00	-702.64
2252			Camps - Girls Swimming	2,217.46	10.00	960.00	0.00	1,267.46
2253			Entry Fees - Girls Swimming	0.00	0.00	225.00	0.00	-225.00
2254			Equipment - Girls Swimming	0.00	0.00	0.00	0.00	0.00
2255			Lodging - Girls Swimming	0.00	0.00	0.00	0.00	0.00
2256			Meals - Girls Swimming	0.00	0.00	0.00	0.00	0.00
2257			Officials - Girls Swimming	0.00	0.00	67.50	0.00	-67.50
2258			Prof. Development - Girls Swimming	0.00	0.00	0.00	0.00	0.00
2259			Scouting - Girls Swimming	0.00	0.00	0.00	0.00	0.00
2260			Security - Girls Swimming	0.00	0.00	0.00	0.00	0.00
2261			Transportation - Girls Swimming	0.00	0.00	0.00	0.00	0.00
2262			Uniforms/Apparel - Girls Swimming	0.00	0.00	0.00	0.00	0.00
2263			Misc. Expenditures - Girls Swimming	0.00	0.00	0.00	0.00	0.00
2301			Awards - Girls Tennis	0.00	0.00	0.00	0.00	0.00
2302			Camps - Girls Tennis	1,725.40	0.00	0.00	0.00	1,725.40
2303			Entry Fees - Girls Tennis	0.00	0.00	0.00	0.00	0.00
2304			Equipment - Girls Tennis	-738.29	0.00	0.00	0.00	-738.29
2305			Lodging - Girls Tennis	0.00	0.00	0.00	0.00	0.00
2306			Meals - Girls Tennis	0.00	0.00	0.00	0.00	0.00
2307			Officials - Girls Tennis	0.00	0.00	0.00	0.00	0.00
2308			Prof. Development - Girls Tennis	0.00	0.00	0.00	0.00	0.00
2309			Scouting - Girls Tennis	0.00	0.00	0.00	0.00	0.00
2310			Security - Girls Tennis	0.00	0.00	0.00	0.00	0.00
2311			Transportation - Girls Tennis	0.00	0.00	0.00	0.00	0.00

# Current Cash Balance

Sorted by Site ID, Group ID, Activity ID.

From 12/01/2019 to 12/31/2019.

Site ID Group ID	Site Name Group Name	Activity ID	Activity Name	Beginning Cash	Receipts	Disbursements	Adjustments	Cash Balance
2312			Uniforms/Apparel - Girls Tennis	0.00	0.00	0.00	0.00	0.00
2313			Misc. Expenditures - Girls Tennis	0.00	0.00	0.00	0.00	0.00
2351			Awards - Girls Track	0.00	0.00	0.00	0.00	0.00
2352			Camps - Girls Track	970.79	10.00	0.00	0.00	980.79
2353			Entry Fees - Girls Track	0.00	0.00	0.00	0.00	0.00
2354			Equipment - Girls Track	0.00	0.00	0.00	0.00	0.00
2355			Lodging - Girls Track	0.00	0.00	0.00	0.00	0.00
2356			Meals - Girls Track	0.00	0.00	0.00	0.00	0.00
2357			Officials - Girls Track	0.00	0.00	0.00	0.00	0.00
2358			Prof. Development - Girls Track	0.00	0.00	109.00	0.00	-109.00
2359			Scouting - Girls Track	0.00	0.00	0.00	0.00	0.00
2360			Security - Girls Track	0.00	0.00	0.00	0.00	0.00
2361			Transportation - Girls Track	0.00	0.00	0.00	0.00	0.00
2362			Uniforms/Apparel - Girls Track	0.00	0.00	0.00	0.00	0.00
2363			Misc. Expenditures - Girls Track	0.00	0.00	0.00	0.00	0.00
2401			Awards - Girls Volleyball	-195.61	0.00	0.00	0.00	-195.61
2402			Camps - Girls Volleyball	2,565.25	0.00	210.58	0.00	2,354.67
2403			Entry Fees - Girls Volleyball	-1,365.00	0.00	0.00	0.00	-1,365.00
2404			Equipment - Girls Volleyball	-1,561.32	0.00	0.00	0.00	-1,561.32
2405			Lodging - Girls Volleyball	0.00	0.00	0.00	0.00	0.00
2406			Meals - Girls Volleyball	-569.24	0.00	0.00	0.00	-569.24
2407			Officials - Girls Volleyball	-4,867.33	0.00	0.00	0.00	-4,867.33
2408			Prof. Development - Girls Volleyball	0.00	0.00	0.00	0.00	0.00
2409			Scouting - Girls Volleyball	0.00	0.00	0.00	0.00	0.00
2410			Security - Girls Volleyball	0.00	0.00	0.00	0.00	0.00
2411			Transportation - Girls Volleyball	-3,167.43	0.00	0.00	0.00	-3,167.43
2412			Uniforms/Apparel - Girls Volleyball	0.00	0.00	0.00	0.00	0.00
2413			Misc. Expenditures - Girls Volleyball	0.00	0.00	0.00	0.00	0.00
2451			Awards - Girls Softball	-199.71	0.00	0.00	0.00	-199.71
2452			Camps - Girls Softball	1,695.99	0.00	0.00	0.00	1,695.99
2453			Entry Fees - Girls Softball	-675.00	0.00	0.00	0.00	-675.00
2454			Equipment - Girls Softball	-6,499.64	0.00	45.00	0.00	-6,544.64
2455			Lodging - Girls Softball	0.00	0.00	0.00	0.00	0.00
2456			Meals - Girls Softball	-66.00	0.00	0.00	0.00	-66.00
2457			Officials - Girls Softball	-1,355.00	0.00	0.00	0.00	-1,355.00
2458			Prof. Development - Girls Softball	0.00	0.00	0.00	0.00	0.00
2459			Scouting - Girls Softball	0.00	0.00	0.00	0.00	0.00
2460			Security - Girls Softball	0.00	0.00	0.00	0.00	0.00
2461			Transportation - Girls Softball	-2,216.22	0.00	0.00	0.00	-2,216.22
2462			Uniforms/Apparel - Girls Softball	-64.93	0.00	0.00	0.00	-64.93
2463			Misc. Expenditures - Girls Softball	0.00	0.00	0.00	0.00	0.00
2601			Awards-Girls Unified Sports	0.00	0.00	0.00	0.00	0.00
2602			Camps-Girls Unified Sports	0.77	0.00	0.00	0.00	0.77
2603			Entry Fees-Girls Unified Sports	0.00	0.00	0.00	0.00	0.00
2604			Equipment-Girls Unified Sports	0.00	0.00	0.00	0.00	0.00

## Current Cash Balance

Sorted by Site ID, Group ID, Activity ID.

From 12/01/2019 to 12/31/2019.

Site ID Group ID	Site Name Group Name	Activity ID	Activity Name	Beginning Cash	Receipts	Disbursements	Adjustments	Cash Balance
2605			Lodging-Girls Unified Sports	0.00	0.00	0.00	0.00	0.00
2606			Meals-Girls Unified Sports	0.00	0.00	0.00	0.00	0.00
2607			Officials-Girls Unified Sports	0.00	0.00	0.00	0.00	0.00
2608			Prof. Development-Girls Unified Sports	0.00	0.00	0.00	0.00	0.00
2609			Scouting-Girls Unified Sports	0.00	0.00	0.00	0.00	0.00
2610			Security-Girls Unified Sports	0.00	0.00	0.00	0.00	0.00
2611			Transportation-Girls Unified Sports	0.00	0.00	0.00	0.00	0.00
2612			Uniforms/Apparel-Girls Unified Sports	0.00	0.00	0.00	0.00	0.00
2613			Misc. Expenditures-Girls Unified Sports	0.00	0.00	0.00	0.00	0.00
<b>B Totals:</b>				<b>-14,270.98</b>	<b>1,160.00</b>	<b>6,184.57</b>	<b>0.00</b>	<b>-19,295.55</b>



## Current Cash Balance

Sorted by Site ID, Group ID, Activity ID.

From 12/01/2019 to 12/31/2019.

Site ID Group ID	Site Name Group Name	Activity ID	Activity Name	Beginning Cash	Receipts	Disbursements	Adjustments	Cash Balance
C	Athletics-Boys							
		3001	Awards - Boys	0.00	0.00	0.00	0.00	0.00
		3002	Camps - Boys	0.00	0.00	0.00	0.00	0.00
		3003	Entry Fees - Boys	-1,507.00	0.00	0.00	0.00	-1,507.00
		3004	Equipment - Boys	0.00	0.00	0.00	0.00	0.00
		3005	Lodging - Boys	0.00	0.00	0.00	0.00	0.00
		3006	Meals - Boys	0.00	0.00	0.00	0.00	0.00
		3007	Officials - Boys	0.00	0.00	0.00	0.00	0.00
		3008	Prof. Development - Boys	-203.26	0.00	0.00	0.00	-203.26
		3009	Scouting - Boys	0.00	0.00	0.00	0.00	0.00
		3010	Security - Boys	-120.00	0.00	0.00	0.00	-120.00
		3012	Uniforms/Apparel - Boys	0.00	0.00	0.00	0.00	0.00
		3013	Misc. Expenditures - Boys	-600.00	0.00	0.00	0.00	-600.00
		3051	Awards - Boys Basketball	0.00	0.00	0.00	0.00	0.00
		3052	Camps - Boys Basketball	10,093.21	0.00	1,677.01	0.00	8,416.20
		3053	Entry Fees - Boys Basketball	0.00	0.00	575.00	0.00	-575.00
		3054	Equipment - Boys Basketball	-953.40	0.00	0.00	0.00	-953.40
		3055	Lodging - Boys Basketball	0.00	0.00	0.00	0.00	0.00
		3056	Meals - Boys Basketball	0.00	0.00	0.00	0.00	0.00
		3057	Officials - Boys Basketball	0.00	0.00	1,935.00	0.00	-1,935.00
		3058	Prof. Development - Boys Basketball	0.00	0.00	0.00	0.00	0.00
		3059	Scouting - Boys Basketball	0.00	0.00	0.00	0.00	0.00
		3060	Security - Boys Basketball	0.00	0.00	350.00	0.00	-350.00
		3061	Transportation - Boys Basketball	0.00	0.00	352.63	0.00	-352.63
		3062	Uniforms/Apparel - Boys Basketball	0.00	0.00	0.00	0.00	0.00
		3063	Misc. Expenditures - Boys Basketball	0.00	0.00	0.00	0.00	0.00
		3101	Awards - Boys Cross Country	-38.59	0.00	0.00	0.00	-38.59
		3102	Camps - Boys Cross Country	2,683.03	0.00	340.53	0.00	2,342.50
		3103	Entry Fees - Boys Cross Country	-415.00	0.00	0.00	0.00	-415.00
		3104	Equipment - Boys Cross Country	-33.07	0.00	0.00	0.00	-33.07
		3105	Lodging - Boys Cross Country	0.00	0.00	0.00	0.00	0.00
		3106	Meals - Boys Cross Country	-71.00	0.00	0.00	0.00	-71.00
		3107	Officials - Boys Cross Country	0.00	0.00	0.00	0.00	0.00
		3108	Prof. Development - Boys Cross Country	0.00	0.00	0.00	0.00	0.00
		3109	Scouting - Boys Cross Country	0.00	0.00	0.00	0.00	0.00
		3110	Security - Boys Cross Country	0.00	0.00	0.00	0.00	0.00
		3111	Transportation - Boys Cross Country	-1,013.17	0.00	0.00	0.00	-1,013.17
		3112	Uniforms/Apparel - Boys Cross Country	0.00	0.00	0.00	0.00	0.00
		3113	Misc. Expenditures - Boys Cross Country	0.00	0.00	0.00	0.00	0.00
		3151	Awards - Boys Golf	0.00	0.00	152.41	0.00	-152.41
		3152	Camps - Boys Golf	1,394.64	0.00	0.00	0.00	1,394.64
		3153	Entry Fees - Boys Golf	0.00	0.00	0.00	0.00	0.00
		3154	Equipment - Boys Golf	0.00	0.00	0.00	0.00	0.00
		3155	Lodging - Boys Golf	0.00	0.00	0.00	0.00	0.00
		3156	Meals - Boys Golf	0.00	0.00	0.00	0.00	0.00

# Current Cash Balance

Sorted by Site ID, Group ID, Activity ID.

From 12/01/2019 to 12/31/2019.

Site ID Group ID	Site Name Group Name	Activity ID	Activity Name	Beginning Cash	Receipts	Disbursements	Adjustments	Cash Balance
3157			Officials - Boys Golf	0.00	0.00	0.00	0.00	0.00
3158			Prof. Development - Boys Golf	0.00	0.00	0.00	0.00	0.00
3159			Scouting - Boys Golf	0.00	0.00	0.00	0.00	0.00
3160			Security - Boys Golf	0.00	0.00	0.00	0.00	0.00
3161			Transportation - Boys Golf	0.00	0.00	0.00	0.00	0.00
3162			Uniforms/Apparel - Boys Golf	0.00	0.00	0.00	0.00	0.00
3163			Misc. Expenditures - Boys Golf	0.00	0.00	0.00	0.00	0.00
3201			Awards - Boys Soccer	0.00	0.00	0.00	0.00	0.00
3202			Camps - Boys Soccer	5,757.25	340.00	874.90	0.00	5,222.35
3203			Entry Fees - Boys Soccer	0.00	0.00	0.00	0.00	0.00
3204			Equipment - Boys Soccer	0.00	0.00	0.00	0.00	0.00
3205			Lodging - Boys Soccer	0.00	0.00	0.00	0.00	0.00
3206			Meals - Boys Soccer	0.00	0.00	0.00	0.00	0.00
3207			Officials - Boys Soccer	0.00	0.00	0.00	0.00	0.00
3208			Prof. Development - Boys Soccer	0.00	0.00	0.00	0.00	0.00
3209			Scouting - Boys Soccer	0.00	0.00	0.00	0.00	0.00
3210			Security - Boys Soccer	0.00	0.00	0.00	0.00	0.00
3211			Transportation - Boys Soccer	0.00	0.00	0.00	0.00	0.00
3212			Uniforms/Apparel - Boys Soccer	0.00	0.00	0.00	0.00	0.00
3213			Misc. Expenditures - Boys Soccer	0.00	0.00	0.00	0.00	0.00
3251			Awards - Boys Swimming	-215.59	0.00	487.05	0.00	-702.64
3252			Camps - Boys Swimming	4,566.72	0.00	50.00	0.00	4,516.72
3253			Entry Fees - Boys Swimming	0.00	0.00	225.00	0.00	-225.00
3254			Equipment - Boys Swimming	0.00	0.00	0.00	0.00	0.00
3255			Lodging - Boys Swimming	0.00	0.00	0.00	0.00	0.00
3256			Meals - Boys Swimming	0.00	0.00	0.00	0.00	0.00
3257			Officials - Boys Swimming	0.00	0.00	67.50	0.00	-67.50
3258			Prof. Development - Boys Swimming	0.00	0.00	0.00	0.00	0.00
3259			Scouting - Boys Swimming	0.00	0.00	0.00	0.00	0.00
3260			Security - Boys Swimming	0.00	0.00	0.00	0.00	0.00
3261			Transportation - Boys Swimming	0.00	0.00	0.00	0.00	0.00
3262			Uniforms/Apparels - Boys Swimming	0.00	0.00	0.00	0.00	0.00
3263			Misc. Expenditures - Boys Swimming	0.00	0.00	0.00	0.00	0.00
3301			Awards - Boys Tennis	-113.36	0.00	0.00	0.00	-113.36
3302			Camps - Boys Tennis	182.39	0.00	0.00	0.00	182.39
3303			Entry Fees - Boys Tennis	-325.00	0.00	0.00	0.00	-325.00
3304			Equipment - Boys Tennis	0.00	0.00	0.00	0.00	0.00
3305			Lodging - Boys Tennis	0.00	0.00	0.00	0.00	0.00
3306			Meals - Boys Tennis	0.00	0.00	0.00	0.00	0.00
3307			Officials - Boys Tennis	0.00	0.00	0.00	0.00	0.00
3308			Prof. Development - Boys Tennis	0.00	0.00	0.00	0.00	0.00
3309			Scouting - Boys Tennis	0.00	0.00	0.00	0.00	0.00
3310			Security - Boys Tennis	0.00	0.00	0.00	0.00	0.00
3311			Transportation - Boys Tennis	0.00	0.00	0.00	0.00	0.00
3312			Uniforms/Apparel - Boys Tennis	0.00	0.00	0.00	0.00	0.00

# Current Cash Balance

Sorted by Site ID, Group ID, Activity ID.

From 12/01/2019 to 12/31/2019.

Site ID Group ID	Site Name Group Name	Activity ID	Activity Name	Beginning Cash	Receipts	Disbursements	Adjustments	Cash Balance
3313			Misc. Expenditures - Boys Tennis	0.00	0.00	0.00	0.00	0.00
3351			Awards - Boys Track	0.00	0.00	0.00	0.00	0.00
3352			Camps - Boys Track	2,298.57	361.00	1,319.00	0.00	1,340.57
3353			Entry Fees - Boys Track	0.00	0.00	0.00	0.00	0.00
3354			Equipment - Boys Track	-503.60	0.00	0.00	0.00	-503.60
3355			Lodging - Boys Track	0.00	0.00	0.00	0.00	0.00
3356			Meals - Boys Track	0.00	0.00	0.00	0.00	0.00
3357			Officials - Boys Track	0.00	0.00	0.00	0.00	0.00
3358			Prof. Development - Boys Track	0.00	0.00	0.00	0.00	0.00
3359			Scouting - Boys Track	0.00	0.00	0.00	0.00	0.00
3360			Security - Boys Track	0.00	0.00	0.00	0.00	0.00
3361			Transportation - Boys Track	0.00	0.00	0.00	0.00	0.00
3362			Uniforms/Apparel - Boys Track	0.00	0.00	0.00	0.00	0.00
3363			Misc. Expenditures - Boys Track	0.00	0.00	0.00	0.00	0.00
3451			Awards - Boys Baseball	0.00	0.00	0.00	0.00	0.00
3452			Camps - Boys Baseball	701.44	0.00	60.00	0.00	641.44
3453			Entry Fees - Boys Baseball	0.00	0.00	0.00	0.00	0.00
3454			Equipment - Boys Baseball	0.00	0.00	0.00	0.00	0.00
3455			Lodging - Boys Baseball	0.00	0.00	0.00	0.00	0.00
3456			Meals - Boys Baseball	0.00	0.00	0.00	0.00	0.00
3457			Officials - Boys Baseball	0.00	0.00	0.00	0.00	0.00
3458			Prof. Development - Boys Baseball	0.00	0.00	0.00	0.00	0.00
3459			Scouting - Boys Baseball	0.00	0.00	0.00	0.00	0.00
3460			Security - Boys Baseball	0.00	0.00	0.00	0.00	0.00
3461			Transportation - Boys Baseball	0.00	0.00	0.00	0.00	0.00
3462			Uniforms/Apparel - Boys Baseball	0.00	0.00	0.00	0.00	0.00
3463			Misc. Expenditures - Boys Baseball	0.00	0.00	0.00	0.00	0.00
3501			Awards - Boys Football	0.00	0.00	0.00	0.00	0.00
3502			Camps - Boys Football	1,061.70	1,330.00	2,100.14	0.00	291.56
3503			Entry Fees - Boys Football	0.00	0.00	0.00	0.00	0.00
3504			Equipment - Boys Football	-15,144.32	0.00	0.00	0.00	-15,144.32
3505			Lodging - Boys Football	0.00	0.00	0.00	0.00	0.00
3506			Meals - Boys Football	0.00	0.00	0.00	0.00	0.00
3507			Officials - Boys Football	-5,675.00	0.00	0.00	0.00	-5,675.00
3508			Prof. Development - Boys Football	0.00	0.00	0.00	0.00	0.00
3509			Scouting - Boys Football	0.00	0.00	0.00	0.00	0.00
3510			Security - Boys Football	-2,360.00	0.00	0.00	0.00	-2,360.00
3511			Transportation - Boys Football	-5,384.22	0.00	0.00	0.00	-5,384.22
3512			Uniforms/Apparel - Boys Football	0.00	0.00	0.00	0.00	0.00
3513			Misc Expenditures-Boys Football	0.00	0.00	0.00	0.00	0.00
3515			Misc. Expenditures - Boys Football	0.00	0.00	0.00	0.00	0.00
3551			Awards - Boys Wrestling	0.00	0.00	0.00	0.00	0.00
3552			Camps - Boys Wrestling	2,378.19	0.00	0.00	0.00	2,378.19
3553			Entry Fees - Boys Wrestling	0.00	0.00	515.00	0.00	-515.00
3554			Equipment - Boys Wrestling	0.00	0.00	3,681.25	0.00	-3,681.25

# Current Cash Balance

Sorted by Site ID, Group ID, Activity ID.

From 12/01/2019 to 12/31/2019.

Site ID Group ID	Site Name Group Name	Activity ID	Activity Name	Beginning Cash	Receipts	Disbursements	Adjustments	Cash Balance
3555			Lodging - Boys Wrestling	0.00	0.00	0.00	0.00	0.00
3556			Meals - Boys Wrestling	0.00	0.00	0.00	0.00	0.00
3557			Officials - Boys Wrestling	0.00	0.00	190.00	0.00	-190.00
3558			Prof. Development - Boys Wrestling	0.00	0.00	0.00	0.00	0.00
3559			Scouting - Boys Wrestling	0.00	0.00	0.00	0.00	0.00
3560			Security - Boys Wrestling	0.00	0.00	0.00	0.00	0.00
3561			Transportation - Boys Wrestling	0.00	0.00	2,060.97	0.00	-2,060.97
3562			Uniforms/Apparel - Boys Wrestling	0.00	0.00	0.00	0.00	0.00
3563			Misc. Expenditures - Boys Wrestling	0.00	0.00	0.00	0.00	0.00
3601			Awards-Boys Unified Sports	0.00	0.00	0.00	0.00	0.00
3602			Camps-Boys Unified Sports	551.74	1,076.00	0.00	0.00	1,627.74
3603			Entry Fees-Boys Unified Sports	0.00	0.00	0.00	0.00	0.00
3604			Equipment-Boys Unified Sports	0.00	0.00	0.00	0.00	0.00
3605			Lodging-Boys Unified Sports	0.00	0.00	0.00	0.00	0.00
3606			Meals-Boys Unified Sports	0.00	0.00	0.00	0.00	0.00
3607			Officials-Boys Unified Sports	0.00	0.00	0.00	0.00	0.00
3608			Prof. Development-Boys Unified Sports	0.00	0.00	0.00	0.00	0.00
3609			Scouting-Boys Unified Sports	0.00	0.00	0.00	0.00	0.00
3610			Security-Boys Unified Sports	0.00	0.00	0.00	0.00	0.00
3611			Transportation-Boys Unified Sports	0.00	0.00	0.00	0.00	0.00
3612			Uniforms/Apparel-Boys Unified Sports	0.00	0.00	0.00	0.00	0.00
3613			Misc. Expenditures-Boys Unified Sports	0.00	0.00	0.00	0.00	0.00
C Totals:				-3,006.70	3,107.00	17,013.39	0.00	-16,913.09

# Current Cash Balance

Sorted by Site ID, Group ID, Activity ID.

From 12/01/2019 to 12/31/2019.

Site ID Group ID	Site Name Group Name	Activity ID	Activity Name	Beginning Cash	Receipts	Disbursements	Adjustments	Cash Balance
D	CLUBS AND ORGANIZATIONS							
4010			40 Assets	0.00	0.00	0.00	0.00	0.00
4030			Amnesty International	160.09	0.00	0.00	0.00	160.09
4040			Art	-325.68	718.24	300.00	0.00	92.56
4050			Astronomy Club	0.00	0.00	0.00	0.00	0.00
4059			Band Camp	8,797.75	3,050.00	12,100.56	0.00	-252.81
4060			Band	3,723.34	270.00	0.00	0.00	3,993.34
4062			Band Trip	0.00	0.00	0.00	0.00	0.00
4063			Drums	121.62	0.00	0.00	0.00	121.62
4109			Cheer Uniforms	1,223.41	0.00	466.10	0.00	757.31
4110			Cheerleading	15,397.76	8,163.89	18,598.04	0.00	4,963.61
4115			Uniforms-Cheer/Dance	-3,371.61	4,769.04	805.55	0.00	591.88
4120			Chemistry Club	0.00	0.00	0.00	0.00	0.00
4130			Chess Club	76.08	0.00	0.00	0.00	76.08
4140			Choir	62.51	0.00	0.00	0.00	62.51
4141			Choir Trip	236.50	0.00	0.00	0.00	236.50
4181			Coffee Cart	953.73	368.00	346.22	0.00	975.51
4185			Cycling	135.00	0.00	0.00	0.00	135.00
4190			Dance	-1,895.94	0.00	0.00	350.00	-1,545.94
4200			Debate Team	-1,754.11	0.00	433.92	0.00	-2,188.03
4210			DECA	2,489.41	5,146.20	1,892.77	0.00	5,742.84
4220			Drama Club	8,487.77	0.00	0.00	0.00	8,487.77
4224			Computer Club	0.00	0.00	0.00	0.00	0.00
4230			Environmental Club	1,017.30	0.00	0.00	0.00	1,017.30
4250			FCCLA	3,137.37	0.00	336.71	0.00	2,800.66
4260			FCS Club	2,695.43	0.00	0.00	0.00	2,695.43
4271			Film Club	-149.85	0.00	0.00	0.00	-149.85
4280			Flag Group	7,523.06	6,575.00	786.79	0.00	13,311.27
4290			Forensics	7,795.53	1,659.00	2,429.80	0.00	7,024.73
4310			French Club	451.86	0.00	0.00	0.00	451.86
4330			Garden Club	0.00	0.00	0.00	0.00	0.00
4340			German Club	578.36	250.00	0.00	0.00	828.36
4355			Habitat for Humanity	0.00	0.00	0.00	0.00	0.00
4360			History Club	5,957.00	0.00	0.00	0.00	5,957.00
4365			HOSA	6,470.42	0.00	0.00	0.00	6,470.42
4370			Industrial Arts	17,131.21	3,128.00	1,831.08	0.00	18,428.13
4390			Intramurals	25.00	0.00	0.00	0.00	25.00
4400			Japanese Club	0.00	0.00	0.00	0.00	0.00
4410			Junior Class	24,659.48	499.28	420.09	0.00	24,738.67
4420			Key Club	0.00	0.00	0.00	0.00	0.00
4430			Latin Club	311.49	0.00	0.00	0.00	311.49
4460			Literary Magazine	349.10	0.00	0.00	0.00	349.10
4480			Mascot Team	201.00	0.00	0.00	0.00	201.00
4485			Math Club	35.00	0.00	150.00	0.00	-115.00
4490			M-Club	179.11	0.00	0.00	0.00	179.11

# Current Cash Balance

Sorted by Site ID, Group ID, Activity ID.

From 12/01/2019 to 12/31/2019.

Site ID Group ID	Site Name Group Name	Activity ID	Activity Name	Beginning Cash	Receipts	Disbursements	Adjustments	Cash Balance
4500	Music			0.00	200.00	0.00	0.00	200.00
4503	Music-Musicals			-2,219.47	0.00	0.00	0.00	-2,219.47
4510	National Honor Society			5,068.15	1,594.00	143.68	0.00	6,518.47
4520	Newspaper			378.54	0.00	311.80	0.00	66.74
4530	Orchestra			13,950.74	110.00	0.00	0.00	14,060.74
4531	Orchestra Trip			-10,424.00	860.00	0.00	0.00	-9,564.00
4540	Other Clubs			1,142.33	0.00	0.00	0.00	1,142.33
4560	Photography Club			0.00	0.00	0.00	0.00	0.00
4570	Play Production			4,809.58	0.00	350.54	0.00	4,459.04
4600	Robotics & Engineering Club			2,785.22	0.00	692.28	0.00	2,092.94
4630	Science Club			25.00	0.00	0.00	0.00	25.00
4631	Science Olympiad			867.76	175.00	145.00	0.00	897.76
4640	Senior Class			2,268.90	0.00	0.00	0.00	2,268.90
4645	Show Choir			24,381.38	14,218.80	55,892.39	2,400.00	-14,892.21
4646	Show Choir Competition			3,270.00	0.00	0.00	0.00	3,270.00
4647	Show Choir Camp			-600.00	0.00	0.00	0.00	-600.00
4650	Skills USA			8,965.73	70.00	0.00	0.00	9,035.73
4660	Spanish Club			500.00	0.00	0.00	0.00	500.00
4661	Spanish Honor Society			3,037.91	0.00	240.95	0.00	2,796.96
4680	Speech Club			0.00	0.00	0.00	0.00	0.00
4690	Spirit Shop			-8,844.91	3,585.02	6,183.19	0.00	-11,443.08
4710	Student Council			34,088.89	0.00	25,872.36	0.00	8,216.53
4725	Theater Workshop			137.00	0.00	0.00	0.00	137.00
4728	Unified Club			418.16	0.00	0.00	0.00	418.16
4730	VIA			532.52	0.00	0.00	0.00	532.52
4770	Yearbook			40,028.97	0.00	0.00	0.00	40,028.97
4790	BLM Academy			2,020.29	43.00	655.16	0.00	1,408.13
D Totals:				239,474.19	55,452.47	131,384.98	2,750.00	166,291.68

# Current Cash Balance

Sorted by Site ID, Group ID, Activity ID.  
From 12/01/2019 to 12/31/2019.

Site ID Group ID	Site Name Group Name	Activity ID	Activity Name	Beginning Cash	Receipts	Disbursements	Adjustments	Cash Balance
E	ADMINISTRATIVE CUSTODIAL							
	5010		After Prom	1,241.82	0.00	0.00	0.00	1,241.82
	5020		Fines	1,676.03	0.00	0.00	0.00	1,676.03
	5025		Fines - Library Book	634.80	16.50	0.00	0.00	651.30
	5027		Fines-Textbooks	1,805.19	20.80	0.00	0.00	1,825.99
	5055		Hall of Fame	0.00	0.00	0.00	0.00	0.00
	5060		Hospitality	895.09	0.00	104.00	0.00	791.09
	5070		Library	196.24	0.00	0.00	0.00	196.24
	5100		Other Adm Custodial	-34.01	0.00	5,721.12	0.00	-5,755.13
	5115		Field Trips-Curriculum Related	-1,412.00	20.00	0.00	0.00	-1,392.00
	5120		P.E.	3,706.41	7.00	0.00	0.00	3,713.41
	5130		Parking	31,106.10	2,520.00	199.26	0.00	33,426.84
	5140		PayBac	286.35	0.00	0.00	0.00	286.35
	5150		Pool Maintenance	2,867.37	0.00	299.00	0.00	2,568.37
	5160		PSAT Exam	7,571.32	0.00	0.00	0.00	7,571.32
	5175		Student Scholarships	176.31	0.00	0.00	0.00	176.31
	5180		Teacher Fund/Grants	863.68	0.00	0.00	0.00	863.68
	5190		Transcripts	3,507.56	0.00	21.40	0.00	3,486.16
	5220		Site Improvements	0.00	0.00	0.00	0.00	0.00
		E	Totals:	55,088.26	2,584.30	6,344.78	0.00	51,327.78
Q	STUDENT FEE FUND							
	7160		Participation Fees - Athletics	30,185.50	1,625.00	0.00	0.00	31,810.50
	7170		Participation Fees - Clubs & Orgs	675.00	2,750.00	0.00	-2,750.00	675.00
	7190		Field Trips	0.00	0.00	0.00	0.00	0.00
		Q	Totals:	30,860.50	4,375.00	0.00	-2,750.00	32,485.50
R	AP/IB EXAMS							
	8010		AP Exams	51,184.92	130.00	753.00	0.00	50,561.92
	8020		IB Exams	10,659.12	0.00	19.21	0.00	10,639.91
		R	Totals:	61,844.04	130.00	772.21	0.00	61,201.83

# Current Cash Balance

Sorted by Site ID, Group ID, Activity ID.

From 12/01/2019 to 12/31/2019.

Site ID Group ID	Site Name Group Name	Activity ID	Activity Name	Beginning Cash	Receipts	Disbursements	Adjustments	Cash Balance
S	ATHLETIC							
		9010	Gate Receipts	48,266.15	11,951.89	433.00	0.00	59,785.04
		9020	Cash Reserve	163,093.58	0.00	0.00	0.00	163,093.58
		9030	Concessions	17,510.15	6,741.36	3,396.91	0.00	20,854.60
		9040	Tickets	62,722.00	2,600.00	0.00	0.00	65,322.00
		9050	Athletic-General	-17,663.31	0.00	293.12	0.00	-17,956.43
		9055	Athletics - Projects	5,465.94	0.00	0.00	0.00	5,465.94
		9060	Athletic Director	-259.50	0.00	0.00	0.00	-259.50
		9070	Miscellaneous Receipts	58,354.90	0.00	2,680.00	0.00	55,674.90
		9080	Fundraising-Athletic	0.00	0.00	0.00	0.00	0.00
		9090	Strength & Conditioning	2,535.70	0.00	0.00	0.00	2,535.70
		9100	Athletic Training	-4,188.96	0.00	0.00	0.00	-4,188.96
		9110	Activities	-4,519.66	0.00	0.00	0.00	-4,519.66
		9120	Booster Contributions-Girls	8.21	0.00	0.00	0.00	8.21
		9130	Booster Contributions-Boys	8.21	0.00	0.00	0.00	8.21
	S	Totals:		331,333.41	21,293.25	6,803.03	0.00	345,823.63
	NHS	Totals:		441,959.57	96,541.17	224,532.08	0.00	313,968.66



# Current Cash Balance

Sorted by Site ID, Group ID, Activity ID.  
From 12/01/2019 to 12/31/2019.

Site ID	Site Name					
Group ID	Group Name					
Activity ID	Activity Name	Beginning Cash	Receipts	Disbursements	Adjustments	Cash Balance
SHS	Millard South High School					
A	ACTIVITY GENERAL					
1010	General Admin	-6,787.60	0.00	571.50	0.00	-7,359.10
1016	Rev Trak Fees	-807.67	72.14	31.68	0.00	-767.21
1017	Returned Checks	0.00	0.00	0.00	0.00	0.00
1025	Savings	0.00	0.00	0.00	0.00	0.00
1030	Staff Vending	7,947.11	1,762.22	0.00	0.00	9,709.33
1035	Student Vending	0.00	0.00	0.00	0.00	0.00
1040	Donations	0.00	0.00	0.00	0.00	0.00
1041	Donations Students	770.41	0.00	0.00	0.00	770.41
1042	Patriots Care Pantry	2,728.42	0.00	214.84	-45.67	2,467.91
1050	Projects/Support	-2,176.78	0.00	349.30	0.00	-2,526.08
1060	Public Relations	-773.47	0.00	23.18	0.00	-796.65
1070	Start Up Cash	-16,700.00	4,200.00	0.00	0.00	-12,500.00
1090	Other Revenue	22.05	4,287.00	0.00	0.00	4,309.05
1100	Damage & Loss Property	0.00	0.00	0.00	0.00	0.00
1105	Laptop Insurance	0.00	240.00	240.00	0.00	0.00
1106	Laptop Loss/Damage	0.00	1,555.20	1,600.87	45.67	0.00
1110	Extracurr Transportation	-7,696.89	0.00	774.85	0.00	-8,471.74
1120	Equipment Replacement/Repair	0.00	0.00	0.00	0.00	0.00
1130	Building Maintenance	-220.00	0.00	55.00	0.00	-275.00
1140	Student Recognition Incentive	0.00	0.00	0.00	0.00	0.00
1150	Capital Outlay	0.00	0.00	0.00	0.00	0.00
1160	Personnel Support	-7,850.33	0.00	116.00	0.00	-7,966.33
1170	Wellness	1,350.00	10.00	165.44	0.00	1,194.56
	A Totals:	-30,194.75	12,126.56	4,142.66	0.00	-22,210.85

## Current Cash Balance

Sorted by Site ID, Group ID, Activity ID.

From 12/01/2019 to 12/31/2019.

Site ID Group ID	Site Name Group Name	Activity ID	Activity Name	Beginning Cash	Receipts	Disbursements	Adjustments	Cash Balance
B	Athletics-Girls							
		2051	Awards - Girls Basketball	-33.60	0.00	0.00	0.00	-33.60
		2052	Camps - Girls Basketball	35.00	0.00	0.00	0.00	35.00
		2053	Entry Fees - Girls Basketball	0.00	0.00	0.00	0.00	0.00
		2054	Equipment - Girls Basketball	-1,353.82	0.00	0.00	0.00	-1,353.82
		2055	Lodging - Girls Basketball	0.00	0.00	0.00	0.00	0.00
		2056	Meals - Girls Basketball	0.00	0.00	0.00	0.00	0.00
		2057	Officials - Girls Basketball	0.00	0.00	355.00	0.00	-355.00
		2058	Prof. Development - Girls Basketball	0.00	0.00	0.00	0.00	0.00
		2059	Scouting - Girls Basketball	0.00	0.00	0.00	0.00	0.00
		2060	Security - Girls Basketball	0.00	0.00	100.00	0.00	-100.00
		2061	Transportation - Girls Basketball	0.00	0.00	1,248.94	0.00	-1,248.94
		2062	Uniforms/Apparel - Girls Basketball	0.00	0.00	0.00	0.00	0.00
		2063	Misc. Expenditures - Girls Basketball	0.00	0.00	0.00	0.00	0.00
		2101	Awards - Girls Cross Country	-137.19	0.00	0.00	0.00	-137.19
		2102	Camps - Girls Cross Country	0.00	0.00	0.00	0.00	0.00
		2103	Entry Fees - Girls Cross Country	390.00	0.00	0.00	0.00	390.00
		2104	Equipment - Girls Cross Country	0.00	0.00	0.00	0.00	0.00
		2105	Lodging - Girls Cross Country	0.00	0.00	0.00	0.00	0.00
		2106	Meals - Girls Cross Country	-102.62	0.00	0.00	0.00	-102.62
		2107	Officials - Girls Cross Country	-40.37	0.00	0.00	0.00	-40.37
		2108	Prof. Development - Girls Cross Country	0.00	0.00	0.00	0.00	0.00
		2109	Scouting - Girls Cross Country	0.00	0.00	0.00	0.00	0.00
		2110	Security - Girls Cross Country	0.00	0.00	0.00	0.00	0.00
		2111	Transportation - Girls Cross Country	-1,100.56	0.00	0.00	0.00	-1,100.56
		2112	Uniforms/Apparel - Girls Cross Country	0.00	0.00	0.00	0.00	0.00
		2113	Misc. Expenditures - Girls Cross Country	-650.00	0.00	0.00	0.00	-650.00
		2151	Awards - Girls Golf	-78.25	0.00	0.00	0.00	-78.25
		2152	Camps - Girls Golf	413.62	0.00	0.00	0.00	413.62
		2153	Entry Fees - Girls Golf	-644.00	0.00	0.00	0.00	-644.00
		2154	Equipment - Girls Golf	-362.50	0.00	0.00	0.00	-362.50
		2155	Lodging - Girls Golf	0.00	0.00	0.00	0.00	0.00
		2156	Meals - Girls Golf	0.00	0.00	0.00	0.00	0.00
		2157	Officials - Girls Golf	0.00	0.00	0.00	0.00	0.00
		2158	Prof. Development - Girls Golf	0.00	0.00	0.00	0.00	0.00
		2159	Scouting - Girls Golf	0.00	0.00	0.00	0.00	0.00
		2160	Security - Girls Golf	0.00	0.00	0.00	0.00	0.00
		2161	Transportation - Girls Golf	-124.02	0.00	0.00	0.00	-124.02
		2162	Uniforms/Apparel - Girls Golf	40.00	0.00	0.00	0.00	40.00
		2163	Misc. Expenditures - Girls Golf	-761.37	0.00	0.00	0.00	-761.37
		2201	Awards - Girls Soccer	0.00	0.00	0.00	0.00	0.00
		2202	Camps - Girls Soccer	1,507.86	0.00	0.00	0.00	1,507.86
		2203	Entry Fees - Girls Soccer	0.00	0.00	0.00	0.00	0.00
		2204	Equipment - Girls Soccer	-1,121.77	0.00	0.00	0.00	-1,121.77
		2205	Lodging - Girls Soccer	0.00	0.00	0.00	0.00	0.00

# Current Cash Balance

Sorted by Site ID, Group ID, Activity ID.  
From 12/01/2019 to 12/31/2019.

Site ID Group ID	Site Name Group Name	Activity ID	Activity Name	Beginning Cash	Receipts	Disbursements	Adjustments	Cash Balance
2206			Meals - Girls Soccer	0.00	0.00	0.00	0.00	0.00
2207			Officials - Girls Soccer	0.00	0.00	0.00	0.00	0.00
2208			Prof. Development - Girls Soccer	0.00	0.00	0.00	0.00	0.00
2209			Scouting - Girls Soccer	0.00	0.00	0.00	0.00	0.00
2210			Security - Girls Soccer	0.00	0.00	0.00	0.00	0.00
2211			Transportation - Girls Soccer	0.00	0.00	0.00	0.00	0.00
2212			Uniforms/Apparel - Girls Soccer	-530.82	0.00	0.00	0.00	-530.82
2213			Misc. Expenditures - Girls Soccer	0.00	0.00	309.98	0.00	-309.98
2251			Awards - Girls Swimming	-264.95	0.00	0.00	0.00	-264.95
2252			Camps - Girls Swimming	0.00	0.00	0.00	0.00	0.00
2253			Entry Fees - Girls Swimming	0.00	0.00	225.00	0.00	-225.00
2254			Equipment - Girls Swimming	0.00	0.00	0.00	0.00	0.00
2255			Lodging - Girls Swimming	0.00	0.00	0.00	0.00	0.00
2256			Meals - Girls Swimming	0.00	0.00	0.00	0.00	0.00
2257			Officials - Girls Swimming	0.00	0.00	38.46	0.00	-38.46
2258			Prof. Development - Girls Swimming	0.00	0.00	0.00	0.00	0.00
2259			Scouting - Girls Swimming	0.00	0.00	0.00	0.00	0.00
2260			Security - Girls Swimming	0.00	0.00	0.00	0.00	0.00
2261			Transportation - Girls Swimming	0.00	0.00	247.69	0.00	-247.69
2262			Uniforms/Apparel - Girls Swimming	-123.75	0.00	0.00	0.00	-123.75
2263			Misc. Expenditures - Girls Swimming	-196.00	0.00	0.00	0.00	-196.00
2301			Awards - Girls Tennis	0.00	0.00	0.00	0.00	0.00
2302			Camps - Girls Tennis	1,524.19	50.00	0.00	0.00	1,574.19
2303			Entry Fees - Girls Tennis	0.00	0.00	0.00	0.00	0.00
2304			Equipment - Girls Tennis	0.00	0.00	0.00	0.00	0.00
2305			Lodging - Girls Tennis	0.00	0.00	0.00	0.00	0.00
2306			Meals - Girls Tennis	0.00	0.00	0.00	0.00	0.00
2307			Officials - Girls Tennis	0.00	0.00	0.00	0.00	0.00
2308			Prof. Development - Girls Tennis	0.00	0.00	0.00	0.00	0.00
2309			Scouting - Girls Tennis	0.00	0.00	0.00	0.00	0.00
2310			Security - Girls Tennis	0.00	0.00	0.00	0.00	0.00
2311			Transportation - Girls Tennis	-256.36	0.00	0.00	0.00	-256.36
2312			Uniforms/Apparel - Girls Tennis	0.00	0.00	0.00	0.00	0.00
2313			Misc. Expenditures - Girls Tennis	0.00	0.00	0.00	0.00	0.00
2351			Awards - Girls Track	-265.20	0.00	0.00	0.00	-265.20
2352			Camps - Girls Track	0.00	0.00	0.00	0.00	0.00
2353			Entry Fees - Girls Track	75.00	0.00	0.00	0.00	75.00
2354			Equipment - Girls Track	-592.73	0.00	0.00	0.00	-592.73
2355			Lodging - Girls Track	0.00	0.00	0.00	0.00	0.00
2356			Meals - Girls Track	0.00	0.00	0.00	0.00	0.00
2357			Officials - Girls Track	0.00	0.00	0.00	0.00	0.00
2358			Prof. Development - Girls Track	0.00	0.00	0.00	0.00	0.00
2359			Scouting - Girls Track	0.00	0.00	0.00	0.00	0.00
2360			Security - Girls Track	0.00	0.00	0.00	0.00	0.00
2361			Transportation - Girls Track	0.00	0.00	0.00	0.00	0.00

# Current Cash Balance

Sorted by Site ID, Group ID, Activity ID.  
From 12/01/2019 to 12/31/2019.

Site ID Group ID	Site Name Group Name	Activity ID	Activity Name	Beginning Cash	Receipts	Disbursements	Adjustments	Cash Balance
2362			Uniforms/Apparel - Girls Track	-817.50	0.00	0.00	0.00	-817.50
2363			Misc. Expenditures - Girls Track	-499.50	0.00	0.00	0.00	-499.50
2401			Awards - Girls Volleyball	-389.18	0.00	0.00	0.00	-389.18
2402			Camps - Girls Volleyball	-307.41	40.00	0.00	0.00	-267.41
2403			Entry Fees - Girls Volleyball	490.00	0.00	0.00	0.00	490.00
2404			Equipment - Girls Volleyball	-2,186.61	0.00	0.00	0.00	-2,186.61
2405			Lodging - Girls Volleyball	0.00	0.00	0.00	0.00	0.00
2406			Meals - Girls Volleyball	-225.00	0.00	0.00	0.00	-225.00
2407			Officials - Girls Volleyball	-4,375.00	0.00	0.00	0.00	-4,375.00
2408			Prof. Development - Girls Volleyball	0.00	0.00	0.00	0.00	0.00
2409			Scouting - Girls Volleyball	0.00	0.00	0.00	0.00	0.00
2410			Security - Girls Volleyball	0.00	0.00	0.00	0.00	0.00
2411			Transportation - Girls Volleyball	-1,932.61	0.00	0.00	0.00	-1,932.61
2412			Uniforms/Apparel - Girls Volleyball	-2,229.61	0.00	0.00	0.00	-2,229.61
2413			Misc. Expenditures - Girls Volleyball	-1,632.37	0.00	0.00	0.00	-1,632.37
2451			Awards - Girls Softball	-54.52	0.00	0.00	0.00	-54.52
2452			Camps - Girls Softball	14,597.38	0.00	0.00	0.00	14,597.38
2453			Entry Fees - Girls Softball	-125.00	0.00	0.00	0.00	-125.00
2454			Equipment - Girls Softball	-1,784.38	0.00	0.00	0.00	-1,784.38
2455			Lodging - Girls Softball	-3,598.80	0.00	0.00	0.00	-3,598.80
2456			Meals - Girls Softball	-659.34	0.00	0.00	0.00	-659.34
2457			Officials - Girls Softball	-2,710.00	0.00	0.00	0.00	-2,710.00
2458			Prof. Development - Girls Softball	0.00	0.00	0.00	0.00	0.00
2459			Scouting - Girls Softball	0.00	0.00	0.00	0.00	0.00
2460			Security - Girls Softball	0.00	0.00	0.00	0.00	0.00
2461			Transportation - Girls Softball	-3,451.88	0.00	0.00	0.00	-3,451.88
2462			Uniforms/Apparel - Girls Softball	-2,161.25	0.00	0.00	0.00	-2,161.25
2463			Misc. Expenditures - Girls Softball	-7,950.00	0.00	0.00	0.00	-7,950.00
2464			Softball Advertising	0.00	0.00	0.00	0.00	0.00
2601			Awards-Girls Unified Sports	0.00	0.00	0.00	0.00	0.00
2602			Camps-Girls Unified Sports	580.14	0.00	0.00	0.00	580.14
2603			Entry Fees-Girls Unified Sports	0.00	0.00	0.00	0.00	0.00
2604			Equipment-Girls Unified Sports	0.00	0.00	0.00	0.00	0.00
2605			Lodging-Girls Unified Sports	0.00	0.00	0.00	0.00	0.00
2606			Meals-Girls Unified Sports	0.00	0.00	0.00	0.00	0.00
2607			Officials-Girls Unified Sports	0.00	0.00	0.00	0.00	0.00
2608			Prof. Development-Girls Unified Sports	0.00	0.00	0.00	0.00	0.00
2609			Scouting-Girls Unified Sports	0.00	0.00	0.00	0.00	0.00
2610			Security-Girls Unified Sports	0.00	0.00	0.00	0.00	0.00
2611			Transportation-Girls Unified Sports	0.00	0.00	0.00	0.00	0.00
2612			Uniforms/Apparel-Girls Unified Sports	30.00	0.00	0.00	0.00	30.00
2613			Misc. Expenditures-Girls Unified Sports	0.00	0.00	0.00	0.00	0.00
<b>B Totals:</b>				<b>-26,146.65</b>	<b>90.00</b>	<b>2,525.07</b>	<b>0.00</b>	<b>-28,581.72</b>

# Current Cash Balance

Sorted by Site ID, Group ID, Activity ID.  
From 12/01/2019 to 12/31/2019.

Site ID	Site Name	Beginning Cash	Receipts	Disbursements	Adjustments	Cash Balance
Group ID	Group Name					
Activity ID	Activity Name					
<b>C</b>	<b>Athletics-Boys</b>					
3007	Officials - Boys	0.00	0.00	0.00	0.00	0.00
3011	Transportation - Boys	0.00	0.00	0.00	0.00	0.00
3051	Awards - Boys Basketball	0.00	0.00	0.00	0.00	0.00
3052	Camps - Boys Basketball	840.00	0.00	342.98	0.00	497.02
3053	Entry Fees - Boys Basketball	0.00	0.00	0.00	0.00	0.00
3054	Equipment - Boys Basketball	-1,038.68	0.00	0.00	0.00	-1,038.68
3055	Lodging - Boys Basketball	0.00	0.00	0.00	0.00	0.00
3056	Meals - Boys Basketball	0.00	0.00	0.00	0.00	0.00
3057	Officials - Boys Basketball	0.00	0.00	1,365.00	0.00	-1,365.00
3058	Prof. Development - Boys Basketball	0.00	0.00	0.00	0.00	0.00
3059	Scouting - Boys Basketball	0.00	0.00	0.00	0.00	0.00
3060	Security - Boys Basketball	0.00	0.00	300.00	0.00	-300.00
3061	Transportation - Boys Basketball	-73.31	0.00	1,353.59	0.00	-1,426.90
3062	Uniforms/Apparel - Boys Basketball	-4,406.69	0.00	0.00	0.00	-4,406.69
3063	Misc. Expenditures - Boys Basketball	0.00	0.00	0.00	0.00	0.00
3101	Awards - Boys Cross Country	-137.19	0.00	0.00	0.00	-137.19
3102	Camps - Boys Cross Country	859.40	0.00	0.00	0.00	859.40
3103	Entry Fees - Boys Cross Country	390.00	0.00	0.00	0.00	390.00
3104	Equipment - Boys Cross Country	0.00	0.00	0.00	0.00	0.00
3105	Lodging - Boys Cross Country	0.00	0.00	0.00	0.00	0.00
3106	Meals - Boys Cross Country	0.00	0.00	0.00	0.00	0.00
3107	Officials - Boys Cross Country	-40.37	0.00	0.00	0.00	-40.37
3108	Prof. Development - Boys Cross Country	0.00	0.00	0.00	0.00	0.00
3109	Scouting - Boys Cross Country	0.00	0.00	0.00	0.00	0.00
3110	Security - Boys Cross Country	0.00	0.00	0.00	0.00	0.00
3111	Transportation - Boys Cross Country	-951.59	0.00	0.00	0.00	-951.59
3112	Uniforms/Apparel - Boys Cross Country	0.00	0.00	0.00	0.00	0.00
3113	Misc. Expenditures - Boys Cross Country	-650.00	0.00	0.00	0.00	-650.00
3151	Awards - Boys Golf	0.00	0.00	0.00	0.00	0.00
3152	Camps - Boys Golf	15.00	0.00	0.00	0.00	15.00
3153	Entry Fees - Boys Golf	0.00	0.00	0.00	0.00	0.00
3154	Equipment - Boys Golf	-551.50	0.00	0.00	0.00	-551.50
3155	Lodging - Boys Golf	0.00	0.00	0.00	0.00	0.00
3156	Meals - Boys Golf	0.00	0.00	0.00	0.00	0.00
3157	Officials - Boys Golf	0.00	0.00	0.00	0.00	0.00
3158	Prof. Development - Boys Golf	0.00	0.00	0.00	0.00	0.00
3159	Scouting - Boys Golf	0.00	0.00	0.00	0.00	0.00
3160	Security - Boys Golf	0.00	0.00	0.00	0.00	0.00
3161	Transportation - Boys Golf	0.00	0.00	0.00	0.00	0.00
3162	Uniforms/Apparel - Boys Golf	0.00	0.00	0.00	0.00	0.00
3163	Misc. Expenditures - Boys Golf	0.00	0.00	0.00	0.00	0.00
3201	Awards - Boys Soccer	0.00	0.00	0.00	0.00	0.00
3202	Camps - Boys Soccer	109.50	0.00	0.00	0.00	109.50
3203	Entry Fees - Boys Soccer	0.00	0.00	0.00	0.00	0.00

# Current Cash Balance

Sorted by Site ID, Group ID, Activity ID.

From 12/01/2019 to 12/31/2019.

Site ID Group ID	Site Name Group Name	Activity ID	Activity Name	Beginning Cash	Receipts	Disbursements	Adjustments	Cash Balance
3204			Equipment - Boys Soccer	-4,103.52	0.00	0.00	0.00	-4,103.52
3205			Lodging - Boys Soccer	0.00	0.00	0.00	0.00	0.00
3206			Meals - Boys Soccer	0.00	0.00	0.00	0.00	0.00
3207			Officials - Boys Soccer	0.00	0.00	0.00	0.00	0.00
3208			Prof. Development - Boys Soccer	0.00	0.00	0.00	0.00	0.00
3209			Scouting - Boys Soccer	0.00	0.00	0.00	0.00	0.00
3210			Security - Boys Soccer	0.00	0.00	0.00	0.00	0.00
3211			Transportation - Boys Soccer	0.00	0.00	0.00	0.00	0.00
3212			Uniforms/Apparel - Boys Soccer	-306.00	0.00	0.00	0.00	-306.00
3213			Misc. Expenditures - Boys Soccer	0.00	0.00	309.98	0.00	-309.98
3251			Awards - Boys Swimming	-264.95	0.00	0.00	0.00	-264.95
3252			Camps - Boys Swimming	0.00	0.00	0.00	0.00	0.00
3253			Entry Fees - Boys Swimming	0.00	0.00	225.00	0.00	-225.00
3254			Equipment - Boys Swimming	0.00	0.00	0.00	0.00	0.00
3255			Lodging - Boys Swimming	0.00	0.00	0.00	0.00	0.00
3256			Meals - Boys Swimming	0.00	0.00	0.00	0.00	0.00
3257			Officials - Boys Swimming	0.00	0.00	38.45	0.00	-38.45
3258			Prof. Development - Boys Swimming	0.00	0.00	0.00	0.00	0.00
3259			Scouting - Boys Swimming	0.00	0.00	0.00	0.00	0.00
3260			Security - Boys Swimming	0.00	0.00	0.00	0.00	0.00
3261			Transportation - Boys Swimming	0.00	0.00	247.70	0.00	-247.70
3262			Uniforms/Apparels - Boys Swimming	-123.75	0.00	39.50	0.00	-163.25
3263			Misc. Expenditures - Boys Swimming	-196.00	0.00	0.00	0.00	-196.00
3301			Awards - Boys Tennis	-48.00	0.00	0.00	0.00	-48.00
3302			Camps - Boys Tennis	-59.00	0.00	0.00	0.00	-59.00
3303			Entry Fees - Boys Tennis	65.00	0.00	0.00	0.00	65.00
3304			Equipment - Boys Tennis	0.00	0.00	0.00	0.00	0.00
3305			Lodging - Boys Tennis	0.00	0.00	0.00	0.00	0.00
3306			Meals - Boys Tennis	0.00	0.00	0.00	0.00	0.00
3307			Officials - Boys Tennis	0.00	0.00	0.00	0.00	0.00
3308			Prof. Development - Boys Tennis	0.00	0.00	0.00	0.00	0.00
3309			Scouting - Boys Tennis	0.00	0.00	0.00	0.00	0.00
3310			Security - Boys Tennis	0.00	0.00	0.00	0.00	0.00
3311			Transportation - Boys Tennis	-2,058.98	0.00	0.00	0.00	-2,058.98
3312			Uniforms/Apparel - Boys Tennis	-484.00	0.00	0.00	0.00	-484.00
3313			Misc. Expenditures - Boys Tennis	-130.98	0.00	0.00	0.00	-130.98
3351			Awards - Boys Track	-265.20	0.00	0.00	0.00	-265.20
3352			Camps - Boys Track	2,835.05	0.00	0.00	0.00	2,835.05
3353			Entry Fees - Boys Track	75.00	0.00	0.00	0.00	75.00
3354			Equipment - Boys Track	-592.72	0.00	0.00	0.00	-592.72
3355			Lodging - Boys Track	0.00	0.00	0.00	0.00	0.00
3356			Meals - Boys Track	0.00	0.00	0.00	0.00	0.00
3357			Officials - Boys Track	0.00	0.00	0.00	0.00	0.00
3358			Prof. Development - Boys Track	0.00	0.00	0.00	0.00	0.00
3359			Scouting - Boys Track	0.00	0.00	0.00	0.00	0.00

# Current Cash Balance

Sorted by Site ID, Group ID, Activity ID.

From 12/01/2019 to 12/31/2019.

Site ID Group ID	Site Name Group Name	Activity ID	Activity Name	Beginning Cash	Receipts	Disbursements	Adjustments	Cash Balance
3360			Security - Boys Track	0.00	0.00	0.00	0.00	0.00
3361			Transportation - Boys Track	0.00	0.00	0.00	0.00	0.00
3362			Uniforms/Apparel - Boys Track	-647.31	0.00	0.00	0.00	-647.31
3363			Misc. Expenditures - Boys Track	-499.50	0.00	0.00	0.00	-499.50
3451			Awards - Boys Baseball	0.00	0.00	0.00	0.00	0.00
3452			Camps - Boys Baseball	-168.72	0.00	0.00	0.00	-168.72
3453			Entry Fees - Boys Baseball	0.00	0.00	0.00	0.00	0.00
3454			Equipment - Boys Baseball	-412.68	0.00	6,661.61	0.00	-7,074.29
3455			Lodging - Boys Baseball	0.00	0.00	0.00	0.00	0.00
3456			Meals - Boys Baseball	0.00	0.00	0.00	0.00	0.00
3457			Officials - Boys Baseball	0.00	0.00	0.00	0.00	0.00
3458			Prof. Development - Boys Baseball	0.00	0.00	0.00	0.00	0.00
3459			Scouting - Boys Baseball	0.00	0.00	0.00	0.00	0.00
3460			Security - Boys Baseball	0.00	0.00	0.00	0.00	0.00
3461			Transportation - Boys Baseball	0.00	0.00	0.00	0.00	0.00
3462			Uniforms/Apparel - Boys Baseball	0.00	0.00	0.00	0.00	0.00
3463			Misc. Expenditures - Boys Baseball	0.00	0.00	0.00	0.00	0.00
3501			Awards - Boys Football	0.00	0.00	0.00	0.00	0.00
3502			Camps - Boys Football	4,422.16	0.00	45.00	0.00	4,377.16
3503			Entry Fees - Boys Football	0.00	0.00	0.00	0.00	0.00
3504			Equipment - Boys Football	-30,567.92	0.00	0.00	0.00	-30,567.92
3505			Lodging - Boys Football	0.00	0.00	0.00	0.00	0.00
3506			Meals - Boys Football	0.00	0.00	0.00	0.00	0.00
3507			Officials - Boys Football	-6,475.69	0.00	0.00	0.00	-6,475.69
3508			Prof. Development - Boys Football	0.00	0.00	0.00	0.00	0.00
3509			Scouting - Boys Football	0.00	0.00	0.00	0.00	0.00
3510			Security - Boys Football	-3,300.00	0.00	0.00	0.00	-3,300.00
3511			Transportation - Boys Football	-3,290.74	0.00	0.00	0.00	-3,290.74
3512			Uniforms/Apparel - Boys Football	-1,640.16	0.00	0.00	0.00	-1,640.16
3515			Misc. Expenditures - Boys Football	0.00	0.00	0.00	0.00	0.00
3551			Awards - Boys Wrestling	0.00	0.00	0.00	0.00	0.00
3552			Camps - Boys Wrestling	74.73	0.00	0.00	0.00	74.73
3553			Entry Fees - Boys Wrestling	-250.00	0.00	815.00	0.00	-1,065.00
3554			Equipment - Boys Wrestling	0.00	0.00	0.00	0.00	0.00
3555			Lodging - Boys Wrestling	0.00	0.00	0.00	0.00	0.00
3556			Meals - Boys Wrestling	0.00	0.00	0.00	0.00	0.00
3557			Officials - Boys Wrestling	0.00	0.00	510.00	0.00	-510.00
3558			Prof. Development - Boys Wrestling	0.00	0.00	0.00	0.00	0.00
3559			Scouting - Boys Wrestling	0.00	0.00	0.00	0.00	0.00
3560			Security - Boys Wrestling	0.00	0.00	75.00	0.00	-75.00
3561			Transportation - Boys Wrestling	0.00	0.00	1,148.43	0.00	-1,148.43
3562			Uniforms/Apparel - Boys Wrestling	135.00	0.00	0.00	0.00	135.00
3563			Misc. Expenditures - Boys Wrestling	0.00	0.00	0.00	0.00	0.00
3601			Awards-Boys Unified Sports	0.00	0.00	0.00	0.00	0.00
3602			Camps-Boys Unified Sports	0.00	0.00	0.00	0.00	0.00

# Current Cash Balance

Sorted by Site ID, Group ID, Activity ID.  
From 12/01/2019 to 12/31/2019.

Site ID Group ID	Site Name Group Name	Activity ID	Activity Name	Beginning Cash	Receipts	Disbursements	Adjustments	Cash Balance
3603			Entry Fees-Boys Unified Sports	0.00	0.00	0.00	0.00	0.00
3604			Equipment-Boys Unified Sports	0.00	0.00	0.00	0.00	0.00
3605			Lodging-Boys Unified Sports	0.00	0.00	0.00	0.00	0.00
3606			Meals-Boys Unified Sports	0.00	0.00	0.00	0.00	0.00
3607			Officials-Boys Unified Sports	0.00	0.00	0.00	0.00	0.00
3608			Prof. Development-Boys Unified Sports	0.00	0.00	0.00	0.00	0.00
3609			Scouting-Boys Unified Sports	0.00	0.00	0.00	0.00	0.00
3610			Security-Boys Unified Sports	0.00	0.00	0.00	0.00	0.00
3611			Transportation-Boys Unified Sports	0.00	0.00	0.00	0.00	0.00
3612			Uniforms/Apparel-Boys Unified Sports	0.00	0.00	0.00	0.00	0.00
3613			Misc. Expenditures-Boys Unified Sports	0.00	0.00	0.00	0.00	0.00
<b>C Totals:</b>				<b>-53,914.31</b>	<b>0.00</b>	<b>13,477.24</b>	<b>0.00</b>	<b>-67,391.55</b>



# Current Cash Balance

Sorted by Site ID, Group ID, Activity ID.

From 12/01/2019 to 12/31/2019.

Site ID Group ID	Site Name Group Name	Activity ID	Activity Name	Beginning Cash	Receipts	Disbursements	Adjustments	Cash Balance
D	CLUBS AND ORGANIZATIONS							
4010		40	Assets	0.00	0.00	0.00	0.00	0.00
4011			Patriot Way Club	-339.98	0.00	0.00	0.00	-339.98
4020			Academic Awards	0.00	0.00	0.00	0.00	0.00
4040			Art	72.80	0.00	0.00	0.00	72.80
4050			Astronomy Club	713.56	0.00	0.00	0.00	713.56
4055			Athletic Trainers Club	1,344.11	0.00	0.00	0.00	1,344.11
4060			Band	6,543.58	17,785.00	7,606.84	0.00	16,721.74
4064			Winter Guard	441.16	5,000.00	1,156.00	400.00	4,685.16
4065			NSBA	0.00	0.00	0.00	0.00	0.00
4109			Cheer Uniforms	0.00	0.00	0.00	0.00	0.00
4110			Cheerleading	-23,441.79	105.00	50.00	4,960.30	-18,426.49
4130			Chess Club	39.10	0.00	0.00	0.00	39.10
4140			Choir	6,053.78	300.00	3,724.63	0.00	2,629.15
4160			Construction	-1,683.30	1,174.00	360.19	0.00	-869.49
4180			Culinary	1,363.29	0.00	0.00	0.00	1,363.29
4190			Dance	-1,667.04	81.00	169.05	203.30	-1,551.79
4200			Debate Team	683.66	980.00	73.89	0.00	1,589.77
4210			DECA	-1,296.22	0.00	4,673.56	35.00	-5,934.78
4215			Diversity	10.04	0.00	0.00	0.00	10.04
4216			Patriot Pals	30.61	0.00	0.00	0.00	30.61
4217			Patriot Perk	4,041.66	0.00	0.00	0.00	4,041.66
4230			Environmental Club	2,373.08	279.25	0.00	0.00	2,652.33
4240			Fashion Merchandising	5.08	0.00	0.00	0.00	5.08
4250			FCCLA	0.00	0.00	0.00	0.00	0.00
4260			FCS Club	0.00	0.00	0.00	0.00	0.00
4290			Forensics	-600.72	1,605.00	56.25	0.00	948.03
4300			Foundation/PEMS	0.00	0.00	0.00	0.00	0.00
4310			French Club	649.35	0.00	0.00	0.00	649.35
4320			Educators Rising	1,942.21	0.00	66.29	0.00	1,875.92
4340			German Club	1,151.41	420.00	271.20	0.00	1,300.21
4350			Graphics	5.00	0.00	0.00	0.00	5.00
4360			History Club	0.00	0.00	0.00	0.00	0.00
4365			HOSA	1,454.28	0.00	0.00	0.00	1,454.28
4380			International Club	0.00	0.00	0.00	0.00	0.00
4390			Intramurals	1,219.39	0.00	0.00	0.00	1,219.39
4405			AFJROTC	5,481.18	700.00	18.00	0.00	6,163.18
4410			Junior Class	7,101.06	168.50	0.00	-245.42	7,024.14
4450			LEO Club	609.74	0.00	0.00	0.00	609.74
4460			Literary Magazine	54.82	0.00	0.00	0.00	54.82
4470			Manufacturing	3,703.12	0.00	0.00	0.00	3,703.12
4500			Music	330.00	0.00	330.00	0.00	0.00
4510			National Honor Society	2,384.14	0.00	0.00	0.00	2,384.14
4520			Newspaper	4,975.96	1,400.00	0.00	0.00	6,375.96
4530			Orchestra	546.89	1,988.75	1,167.50	858.00	2,226.14

## Current Cash Balance

Sorted by Site ID, Group ID, Activity ID.  
From 12/01/2019 to 12/31/2019.

Site ID Group ID	Site Name Group Name	Activity ID	Activity Name	Beginning Cash	Receipts	Disbursements	Adjustments	Cash Balance
		4550	Patriot Photo	959.39	0.00	0.00	0.00	959.39
		4570	Play Production	5,750.61	5,505.32	437.82	639.00	11,457.11
		4600	Robotics & Engineering Club	133.55	0.00	0.00	0.00	133.55
		4640	Senior Class	605.16	0.00	0.00	0.00	605.16
		4645	Show Choir	27,495.92	1,520.25	689.86	150.00	28,476.31
		4650	Skills USA	192.04	0.00	0.00	0.00	192.04
		4660	Spanish Club	193.59	0.00	9.89	0.00	183.70
		4690	Spirit Shop	27,052.55	7,612.97	14,236.09	301.42	20,730.85
		4710	Student Council	18,817.91	0.00	1,209.43	0.00	17,608.48
		4760	World Language	597.26	0.00	0.00	0.00	597.26
		4770	Yearbook	72,057.64	1,210.00	674.07	-56.00	72,537.57
			<b>D Totals:</b>	<b>180,150.63</b>	<b>47,835.04</b>	<b>36,980.56</b>	<b>7,245.60</b>	<b>198,250.71</b>
<b>E</b>	<b>ADMINISTRATIVE CUSTODIAL</b>							
		5010	After Prom	0.00	0.00	0.00	0.00	0.00
		5020	Fines	0.00	5.00	0.00	0.00	5.00
		5025	Fines - Library Book	601.24	0.00	9.99	0.00	591.25
		5027	Fines-Textbooks	32,321.27	19.21	0.00	0.00	32,340.48
		5030	Counseling Center	4,794.96	0.00	0.00	0.00	4,794.96
		5040	Fundraising-General	0.00	0.00	0.00	0.00	0.00
		5055	Hall of Fame	1,143.72	200.00	0.00	0.00	1,343.72
		5060	Hospitality	905.00	0.00	0.00	0.00	905.00
		5070	Library	95.81	0.00	0.00	0.00	95.81
		5097	New Frontier	0.00	0.00	0.00	0.00	0.00
		5100	Other Adm Custodial	0.00	0.00	0.00	0.00	0.00
		5110	Other Student Activities	0.00	0.00	0.00	0.00	0.00
		5115	Field Trips-Curriculum Related	0.00	0.00	0.00	0.00	0.00
		5130	Parking	77,873.54	330.00	15.17	0.00	78,188.37
		5135	Patriot Post	0.00	0.00	0.00	0.00	0.00
		5140	PayBac	0.00	0.00	0.00	0.00	0.00
		5150	Pool Maintenance	10,231.48	200.00	1,202.68	0.00	9,228.80
		5160	PSAT Exam	3,479.59	0.00	0.00	0.00	3,479.59
		5166	SpEd	122.94	0.00	0.00	0.00	122.94
		5167	Student ID Card Fee	1,989.26	0.00	0.00	0.00	1,989.26
		5170	Student Notebooks	0.00	0.00	0.00	0.00	0.00
		5180	Teacher Fund/Grants	1,517.05	0.00	0.00	0.00	1,517.05
		5185	Technology	0.00	0.00	0.00	0.00	0.00
		5190	Transcripts	1,915.00	80.00	0.00	0.00	1,995.00
			<b>E Totals:</b>	<b>136,990.86</b>	<b>834.21</b>	<b>1,227.84</b>	<b>0.00</b>	<b>136,597.23</b>
<b>Q</b>	<b>STUDENT FEE FUND</b>							
		7160	Participation Fees - Athletics	21,035.00	25.00	0.00	0.00	21,060.00
		7170	Participation Fees - Clubs & Orgs	0.00	7,245.60	0.00	-7,245.60	0.00
		7190	Field Trips	-423.17	0.00	0.00	0.00	-423.17
			<b>Q Totals:</b>	<b>20,611.83</b>	<b>7,270.60</b>	<b>0.00</b>	<b>-7,245.60</b>	<b>20,636.83</b>

# Current Cash Balance

Sorted by Site ID, Group ID, Activity ID.  
From 12/01/2019 to 12/31/2019.

Site ID Group ID	Site Name Group Name	Activity ID	Activity Name	Beginning Cash	Receipts	Disbursements	Adjustments	Cash Balance
R	AP/IB EXAMS							
		8010	AP Exams	16,032.84	110.00	0.00	0.00	16,142.84
			R Totals:	16,032.84	110.00	0.00	0.00	16,142.84
S	ATHLETIC							
		9010	Gate Receipts	75,703.88	8,520.00	0.00	0.00	84,223.88
		9020	Cash Reserve	153,884.52	0.00	0.00	0.00	153,884.52
		9030	Concessions	20,452.65	6,377.26	5,670.73	0.00	21,159.18
		9040	Tickets	31,180.00	0.00	0.00	0.00	31,180.00
		9050	Athletic-General	-19,458.23	7,956.29	1,694.22	0.00	-13,196.16
		9060	Athletic Director	0.00	0.00	0.00	0.00	0.00
		9070	Miscellaneous Receipts	-20.00	0.00	0.00	0.00	-20.00
		9080	Fundraising-Athletic	0.00	0.00	0.00	0.00	0.00
		9090	Strength & Conditioning	-97.00	0.00	0.00	0.00	-97.00
		9100	Athletic Training	-3,998.19	0.00	0.00	0.00	-3,998.19
		9110	Activities	-7,560.96	0.00	778.26	0.00	-8,339.22
		9120	Booster Contributions-Girls	0.00	0.00	0.00	0.00	0.00
		9130	Booster Contributions-Boys	0.00	0.00	0.00	0.00	0.00
		9131	Unified Sports Donations	2,161.08	920.00	0.00	0.00	3,081.08
		9140	Metro Tournament	0.00	0.00	0.00	0.00	0.00
			S Totals:	252,247.75	23,773.55	8,143.21	0.00	267,878.09
			SHS Totals:	495,778.20	92,039.96	66,496.58	0.00	521,321.58

# Current Cash Balance

Sorted by Site ID, Group ID, Activity ID.  
From 12/01/2019 to 12/31/2019.

Site ID	Site Name						
Group ID	Group Name						
Activity ID	Activity Name	Beginning Cash	Receipts	Disbursements	Adjustments	Cash Balance	
WHS	Millard West High School						
A	ACTIVITY GENERAL						
1010	General Admin	1,756.55	4,791.00	234.87	0.00	6,312.68	
1016	Rev Trak Fees	-29.82	16.25	13.60	0.00	-27.17	
1017	Returned Checks	-1,535.89	-56.10	0.00	0.00	-1,591.99	
1025	Savings	-241,116.17	0.00	102.39	0.00	-241,218.56	
1030	Staff Vending	-886.58	529.17	0.00	0.00	-357.41	
1035	Student Vending	0.00	0.00	0.00	0.00	0.00	
1040	Donations	15,576.47	100.00	0.00	0.00	15,676.47	
1050	Projects/Support	5,459.19	0.00	0.00	0.00	5,459.19	
1070	Start Up Cash	-3,682.00	0.00	0.00	0.00	-3,682.00	
1090	Other Revenue	-338.32	0.50	50.57	0.00	-388.39	
1100	Damage & Loss Property	78.20	0.00	0.00	0.00	78.20	
1105	Laptop Insurance	780.00	0.00	0.00	0.00	780.00	
1106	Laptop Loss/Damage	1,257.60	96.00	0.00	0.00	1,353.60	
1110	Extracurr Transportation	0.00	0.00	0.00	0.00	0.00	
1120	Equipment Replacement/Repair	0.00	0.00	0.00	0.00	0.00	
1130	Building Maintenance	0.00	0.00	0.00	0.00	0.00	
1140	Student Recognition Incentive	0.00	0.00	0.00	0.00	0.00	
1150	Capital Outlay	0.00	0.00	0.00	0.00	0.00	
1170	Wellness	0.00	0.00	0.00	0.00	0.00	
	A Totals:	-222,680.77	5,476.82	401.43	0.00	-217,605.38	

# Current Cash Balance

Sorted by Site ID, Group ID, Activity ID.  
From 12/01/2019 to 12/31/2019.

Site ID Group ID	Site Name Group Name	Activity ID	Activity Name	Beginning Cash	Receipts	Disbursements	Adjustments	Cash Balance
B	Athletics-Girls							
		2051	Awards - Girls Basketball	0.00	0.00	0.00	0.00	0.00
		2052	Camps - Girls Basketball	4,455.65	0.00	144.50	196.00	4,507.15
		2053	Entry Fees - Girls Basketball	0.00	0.00	100.00	0.00	-100.00
		2054	Equipment - Girls Basketball	-1,027.91	0.00	0.00	0.00	-1,027.91
		2055	Lodging - Girls Basketball	0.00	0.00	0.00	0.00	0.00
		2056	Meals - Girls Basketball	0.00	0.00	0.00	0.00	0.00
		2057	Officials - Girls Basketball	0.00	0.00	1,250.00	0.00	-1,250.00
		2058	Prof. Development - Girls Basketball	0.00	0.00	0.00	0.00	0.00
		2059	Scouting - Girls Basketball	0.00	0.00	0.00	0.00	0.00
		2060	Security - Girls Basketball	0.00	0.00	0.00	0.00	0.00
		2061	Transportation - Girls Basketball	0.00	0.00	659.15	0.00	-659.15
		2062	Uniforms/Apparel - Girls Basketball	0.00	0.00	0.00	0.00	0.00
		2063	Misc. Expenditures - Girls Basketball	0.00	0.00	0.00	0.00	0.00
		2101	Awards - Girls Cross Country	-286.24	0.00	0.00	0.00	-286.24
		2102	Camps - Girls Cross Country	146.99	0.00	0.00	0.00	146.99
		2103	Entry Fees - Girls Cross Country	-405.00	460.00	0.00	0.00	55.00
		2104	Equipment - Girls Cross Country	0.00	0.00	0.00	0.00	0.00
		2105	Lodging - Girls Cross Country	0.00	0.00	0.00	0.00	0.00
		2106	Meals - Girls Cross Country	0.00	0.00	0.00	0.00	0.00
		2107	Officials - Girls Cross Country	0.00	0.00	0.00	0.00	0.00
		2108	Prof. Development - Girls Cross Country	0.00	0.00	0.00	0.00	0.00
		2109	Scouting - Girls Cross Country	0.00	0.00	0.00	0.00	0.00
		2110	Security - Girls Cross Country	0.00	0.00	0.00	0.00	0.00
		2111	Transportation - Girls Cross Country	-2,293.40	0.00	0.00	0.00	-2,293.40
		2112	Uniforms/Apparel - Girls Cross Country	0.00	0.00	0.00	0.00	0.00
		2113	Misc. Expenditures - Girls Cross Country	-595.00	0.00	0.00	0.00	-595.00
		2151	Awards - Girls Golf	-28.32	0.00	0.00	0.00	-28.32
		2152	Camps - Girls Golf	1,235.00	0.00	0.00	0.00	1,235.00
		2153	Entry Fees - Girls Golf	-3,784.37	0.00	0.00	0.00	-3,784.37
		2154	Equipment - Girls Golf	-48.50	0.00	0.00	0.00	-48.50
		2155	Lodging - Girls Golf	-755.85	0.00	0.00	0.00	-755.85
		2156	Meals - Girls Golf	0.00	0.00	0.00	0.00	0.00
		2157	Officials - Girls Golf	0.00	0.00	0.00	0.00	0.00
		2158	Prof. Development - Girls Golf	0.00	0.00	0.00	0.00	0.00
		2159	Scouting - Girls Golf	0.00	0.00	0.00	0.00	0.00
		2160	Security - Girls Golf	0.00	0.00	0.00	0.00	0.00
		2161	Transportation - Girls Golf	-585.56	0.00	0.00	0.00	-585.56
		2162	Uniforms/Apparel - Girls Golf	0.00	0.00	0.00	0.00	0.00
		2163	Misc. Expenditures - Girls Golf	0.00	0.00	0.00	0.00	0.00
		2201	Awards - Girls Soccer	0.00	0.00	0.00	0.00	0.00
		2202	Camps - Girls Soccer	6,805.64	0.00	336.00	0.00	6,469.64
		2203	Entry Fees - Girls Soccer	0.00	0.00	0.00	0.00	0.00
		2204	Equipment - Girls Soccer	0.00	0.00	0.00	0.00	0.00
		2205	Lodging - Girls Soccer	0.00	0.00	0.00	0.00	0.00

# Current Cash Balance

Sorted by Site ID, Group ID, Activity ID.  
From 12/01/2019 to 12/31/2019.

Site ID Group ID	Site Name Group Name	Activity ID	Activity Name	Beginning Cash	Receipts	Disbursements	Adjustments	Cash Balance
2206			Meals - Girls Soccer	0.00	0.00	0.00	0.00	0.00
2207			Officials - Girls Soccer	0.00	0.00	0.00	0.00	0.00
2208			Prof. Development - Girls Soccer	0.00	0.00	0.00	0.00	0.00
2209			Scouting - Girls Soccer	0.00	0.00	0.00	0.00	0.00
2210			Security - Girls Soccer	0.00	0.00	0.00	0.00	0.00
2211			Transportation - Girls Soccer	0.00	0.00	0.00	0.00	0.00
2212			Uniforms/Apparel - Girls Soccer	0.00	0.00	0.00	0.00	0.00
2213			Misc. Expenditures - Girls Soccer	0.00	0.00	0.00	0.00	0.00
2251			Awards - Girls Swimming	0.00	0.00	0.00	0.00	0.00
2252			Camps - Girls Swimming	9,769.63	1,930.00	2,315.22	0.00	9,384.41
2253			Entry Fees - Girls Swimming	-90.00	0.00	225.00	0.00	-315.00
2254			Equipment - Girls Swimming	0.00	0.00	0.00	0.00	0.00
2255			Lodging - Girls Swimming	0.00	0.00	0.00	0.00	0.00
2256			Meals - Girls Swimming	0.00	0.00	0.00	0.00	0.00
2257			Officials - Girls Swimming	0.00	0.00	145.00	0.00	-145.00
2258			Prof. Development - Girls Swimming	0.00	0.00	0.00	0.00	0.00
2259			Scouting - Girls Swimming	0.00	0.00	0.00	0.00	0.00
2260			Security - Girls Swimming	0.00	0.00	0.00	0.00	0.00
2261			Transportation - Girls Swimming	0.00	0.00	0.00	0.00	0.00
2262			Uniforms/Apparel - Girls Swimming	0.00	0.00	0.00	0.00	0.00
2263			Misc. Expenditures - Girls Swimming	0.00	0.00	527.75	0.00	-527.75
2301			Awards - Girls Tennis	0.00	0.00	0.00	0.00	0.00
2302			Camps - Girls Tennis	11,860.14	0.00	0.00	0.00	11,860.14
2303			Entry Fees - Girls Tennis	0.00	0.00	0.00	0.00	0.00
2304			Equipment - Girls Tennis	0.00	0.00	672.00	0.00	-672.00
2305			Lodging - Girls Tennis	0.00	0.00	0.00	0.00	0.00
2306			Meals - Girls Tennis	0.00	0.00	0.00	0.00	0.00
2307			Officials - Girls Tennis	0.00	0.00	0.00	0.00	0.00
2308			Prof. Development - Girls Tennis	0.00	0.00	0.00	0.00	0.00
2309			Scouting - Girls Tennis	0.00	0.00	0.00	0.00	0.00
2310			Security - Girls Tennis	0.00	0.00	0.00	0.00	0.00
2311			Transportation - Girls Tennis	0.00	0.00	0.00	0.00	0.00
2312			Uniforms/Apparel - Girls Tennis	0.00	0.00	0.00	0.00	0.00
2313			Misc. Expenditures - Girls Tennis	0.00	0.00	0.00	0.00	0.00
2351			Awards - Girls Track	0.00	0.00	342.59	0.00	-342.59
2352			Camps - Girls Track	1,106.29	0.00	0.00	0.00	1,106.29
2353			Entry Fees - Girls Track	0.00	0.00	0.00	0.00	0.00
2354			Equipment - Girls Track	0.00	0.00	0.00	0.00	0.00
2355			Lodging - Girls Track	0.00	0.00	0.00	0.00	0.00
2356			Meals - Girls Track	0.00	0.00	0.00	0.00	0.00
2357			Officials - Girls Track	0.00	0.00	0.00	0.00	0.00
2358			Prof. Development - Girls Track	0.00	0.00	0.00	0.00	0.00
2359			Scouting - Girls Track	0.00	0.00	0.00	0.00	0.00
2360			Security - Girls Track	0.00	0.00	0.00	0.00	0.00
2361			Transportation - Girls Track	0.00	0.00	0.00	0.00	0.00

# Current Cash Balance

Sorted by Site ID, Group ID, Activity ID.

From 12/01/2019 to 12/31/2019.

Site ID Group ID	Site Name Group Name	Activity ID	Activity Name	Beginning Cash	Receipts	Disbursements	Adjustments	Cash Balance
2362			Uniforms/Apparel - Girls Track	0.00	0.00	0.00	0.00	0.00
2363			Misc. Expenditures - Girls Track	0.00	0.00	0.00	0.00	0.00
2401			Awards - Girls Volleyball	-44.72	0.00	0.00	0.00	-44.72
2402			Camps - Girls Volleyball	13,056.93	0.00	0.00	0.00	13,056.93
2403			Entry Fees - Girls Volleyball	-530.00	0.00	0.00	0.00	-530.00
2404			Equipment - Girls Volleyball	-744.00	0.00	0.00	0.00	-744.00
2405			Lodging - Girls Volleyball	0.00	0.00	0.00	0.00	0.00
2406			Meals - Girls Volleyball	-300.00	0.00	0.00	0.00	-300.00
2407			Officials - Girls Volleyball	-2,591.00	0.00	0.00	0.00	-2,591.00
2408			Prof. Development - Girls Volleyball	0.00	0.00	0.00	0.00	0.00
2409			Scouting - Girls Volleyball	0.00	0.00	0.00	0.00	0.00
2410			Security - Girls Volleyball	0.00	0.00	0.00	0.00	0.00
2411			Transportation - Girls Volleyball	-2,189.09	0.00	0.00	0.00	-2,189.09
2412			Uniforms/Apparel - Girls Volleyball	0.00	0.00	0.00	0.00	0.00
2413			Misc. Expenditures - Girls Volleyball	-14.00	0.00	0.00	0.00	-14.00
2451			Awards - Girls Softball	-24.50	0.00	0.00	0.00	-24.50
2452			Camps - Girls Softball	4,330.51	0.00	0.00	0.00	4,330.51
2453			Entry Fees - Girls Softball	-635.00	0.00	0.00	0.00	-635.00
2454			Equipment - Girls Softball	0.00	0.00	0.00	0.00	0.00
2455			Lodging - Girls Softball	-2,294.15	0.00	0.00	0.00	-2,294.15
2456			Meals - Girls Softball	0.00	0.00	0.00	0.00	0.00
2457			Officials - Girls Softball	-1,620.00	0.00	0.00	0.00	-1,620.00
2458			Prof. Development - Girls Softball	0.00	0.00	161.48	0.00	-161.48
2459			Scouting - Girls Softball	0.00	0.00	0.00	0.00	0.00
2460			Security - Girls Softball	0.00	0.00	0.00	0.00	0.00
2461			Transportation - Girls Softball	-3,027.86	0.00	0.00	0.00	-3,027.86
2462			Uniforms/Apparel - Girls Softball	0.00	0.00	0.00	0.00	0.00
2463			Misc. Expenditures - Girls Softball	0.00	0.00	0.00	0.00	0.00
2601			Awards-Girls Unified Sports	-52.37	0.00	0.00	0.00	-52.37
2602			Camps-Girls Unified Sports	795.02	0.00	0.00	0.00	795.02
2603			Entry Fees-Girls Unified Sports	-145.00	75.00	0.00	0.00	-70.00
2604			Equipment-Girls Unified Sports	0.00	0.00	0.00	0.00	0.00
2605			Lodging-Girls Unified Sports	0.00	0.00	0.00	0.00	0.00
2606			Meals-Girls Unified Sports	0.00	0.00	0.00	0.00	0.00
2607			Officials-Girls Unified Sports	0.00	0.00	0.00	0.00	0.00
2608			Prof. Development-Girls Unified Sports	0.00	0.00	0.00	0.00	0.00
2609			Scouting-Girls Unified Sports	0.00	0.00	0.00	0.00	0.00
2610			Security-Girls Unified Sports	0.00	0.00	0.00	0.00	0.00
2611			Transportation-Girls Unified Sports	0.00	0.00	31.99	0.00	-31.99
2612			Uniforms/Apparel-Girls Unified Sports	0.00	0.00	0.00	0.00	0.00
2613			Misc. Expenditures-Girls Unified Sports	0.00	0.00	0.00	0.00	0.00
<b>B Totals:</b>				29,449.96	2,465.00	6,910.68	196.00	25,200.28

## Current Cash Balance

Sorted by Site ID, Group ID, Activity ID.  
From 12/01/2019 to 12/31/2019.

Site ID	Site Name	Beginning Cash	Receipts	Disbursements	Adjustments	Cash Balance
Group ID	Group Name					
Activity ID	Activity Name					
C	Athletics-Boys					
3051	Awards - Boys Basketball	0.00	0.00	0.00	0.00	0.00
3052	Camps - Boys Basketball	21,340.34	2,700.00	22,023.59	1,238.96	3,255.71
3053	Entry Fees - Boys Basketball	0.00	0.00	200.00	0.00	-200.00
3054	Equipment - Boys Basketball	-4,364.50	0.00	0.00	0.00	-4,364.50
3055	Lodging - Boys Basketball	0.00	0.00	0.00	0.00	0.00
3056	Meals - Boys Basketball	0.00	0.00	0.00	0.00	0.00
3057	Officials - Boys Basketball	0.00	0.00	1,085.00	0.00	-1,085.00
3058	Prof. Development - Boys Basketball	0.00	0.00	0.00	0.00	0.00
3059	Scouting - Boys Basketball	0.00	0.00	0.00	0.00	0.00
3060	Security - Boys Basketball	0.00	0.00	400.00	0.00	-400.00
3061	Transportation - Boys Basketball	0.00	0.00	1,213.88	0.00	-1,213.88
3062	Uniforms/Apparel - Boys Basketball	-4,500.00	0.00	0.00	0.00	-4,500.00
3063	Misc. Expenditures - Boys Basketball	0.00	0.00	0.00	0.00	0.00
3101	Awards - Boys Cross Country	-286.24	0.00	0.00	0.00	-286.24
3102	Camps - Boys Cross Country	147.00	0.00	0.00	0.00	147.00
3103	Entry Fees - Boys Cross Country	-495.00	460.00	0.00	0.00	-35.00
3104	Equipment - Boys Cross Country	0.00	0.00	0.00	0.00	0.00
3105	Lodging - Boys Cross Country	0.00	0.00	0.00	0.00	0.00
3106	Meals - Boys Cross Country	0.00	0.00	0.00	0.00	0.00
3107	Officials - Boys Cross Country	0.00	0.00	0.00	0.00	0.00
3108	Prof. Development - Boys Cross Country	0.00	0.00	0.00	0.00	0.00
3109	Scouting - Boys Cross Country	0.00	0.00	0.00	0.00	0.00
3110	Security - Boys Cross Country	0.00	0.00	0.00	0.00	0.00
3111	Transportation - Boys Cross Country	-2,289.35	0.00	0.00	0.00	-2,289.35
3112	Uniforms/Apparel - Boys Cross Country	0.00	0.00	0.00	0.00	0.00
3113	Misc. Expenditures - Boys Cross Country	-595.00	0.00	0.00	0.00	-595.00
3151	Awards - Boys Golf	0.00	0.00	0.00	0.00	0.00
3152	Camps - Boys Golf	2,047.95	1,050.00	0.00	0.00	3,097.95
3153	Entry Fees - Boys Golf	0.00	0.00	0.00	0.00	0.00
3154	Equipment - Boys Golf	0.00	0.00	0.00	0.00	0.00
3155	Lodging - Boys Golf	0.00	0.00	0.00	0.00	0.00
3156	Meals - Boys Golf	0.00	0.00	0.00	0.00	0.00
3157	Officials - Boys Golf	0.00	0.00	0.00	0.00	0.00
3158	Prof. Development - Boys Golf	0.00	0.00	0.00	0.00	0.00
3159	Scouting - Boys Golf	0.00	0.00	0.00	0.00	0.00
3160	Security - Boys Golf	0.00	0.00	0.00	0.00	0.00
3161	Transportation - Boys Golf	0.00	0.00	0.00	0.00	0.00
3162	Uniforms/Apparel - Boys Golf	0.00	0.00	0.00	0.00	0.00
3163	Misc. Expenditures - Boys Golf	0.00	0.00	0.00	0.00	0.00
3201	Awards - Boys Soccer	0.00	0.00	0.00	0.00	0.00
3202	Camps - Boys Soccer	125.26	2,877.00	3,990.00	840.02	-147.72
3203	Entry Fees - Boys Soccer	0.00	0.00	0.00	0.00	0.00
3204	Equipment - Boys Soccer	0.00	0.00	0.00	0.00	0.00
3205	Lodging - Boys Soccer	0.00	0.00	0.00	0.00	0.00



# Current Cash Balance

Sorted by Site ID, Group ID, Activity ID.

From 12/01/2019 to 12/31/2019.

Site ID Group ID	Site Name Group Name	Activity ID	Activity Name	Beginning Cash	Receipts	Disbursements	Adjustments	Cash Balance
3206			Meals - Boys Soccer	0.00	0.00	0.00	0.00	0.00
3207			Officials - Boys Soccer	0.00	0.00	0.00	0.00	0.00
3208			Prof. Development - Boys Soccer	0.00	0.00	0.00	0.00	0.00
3209			Scouting - Boys Soccer	0.00	0.00	0.00	0.00	0.00
3210			Security - Boys Soccer	0.00	0.00	0.00	0.00	0.00
3211			Transportation - Boys Soccer	0.00	0.00	0.00	0.00	0.00
3212			Uniforms/Apparel - Boys Soccer	0.00	0.00	4,593.96	0.00	-4,593.96
3213			Misc. Expenditures - Boys Soccer	0.00	0.00	0.00	0.00	0.00
3251			Awards - Boys Swimming	0.00	0.00	0.00	0.00	0.00
3252			Camps - Boys Swimming	9,769.62	1,930.00	2,315.21	0.00	9,384.41
3253			Entry Fees - Boys Swimming	0.00	0.00	225.00	0.00	-225.00
3254			Equipment - Boys Swimming	0.00	0.00	0.00	0.00	0.00
3255			Lodging - Boys Swimming	0.00	0.00	0.00	0.00	0.00
3256			Meals - Boys Swimming	0.00	0.00	0.00	0.00	0.00
3257			Officials - Boys Swimming	0.00	0.00	145.00	0.00	-145.00
3258			Prof. Development - Boys Swimming	0.00	0.00	0.00	0.00	0.00
3259			Scouting - Boys Swimming	0.00	0.00	0.00	0.00	0.00
3260			Security - Boys Swimming	0.00	0.00	0.00	0.00	0.00
3261			Transportation - Boys Swimming	0.00	0.00	0.00	0.00	0.00
3262			Uniforms/Apparels - Boys Swimming	0.00	0.00	0.00	0.00	0.00
3263			Misc. Expenditures - Boys Swimming	0.00	0.00	527.75	0.00	-527.75
3301			Awards - Boys Tennis	-117.36	0.00	0.00	0.00	-117.36
3302			Camps - Boys Tennis	4,339.08	0.00	0.00	0.00	4,339.08
3303			Entry Fees - Boys Tennis	-736.67	1,250.00	0.00	0.00	513.33
3304			Equipment - Boys Tennis	0.00	0.00	0.00	0.00	0.00
3305			Lodging - Boys Tennis	0.00	0.00	0.00	0.00	0.00
3306			Meals - Boys Tennis	-211.21	0.00	0.00	0.00	-211.21
3307			Officials - Boys Tennis	0.00	0.00	0.00	0.00	0.00
3308			Prof. Development - Boys Tennis	0.00	0.00	0.00	0.00	0.00
3309			Scouting - Boys Tennis	0.00	0.00	0.00	0.00	0.00
3310			Security - Boys Tennis	0.00	0.00	0.00	0.00	0.00
3311			Transportation - Boys Tennis	-205.68	0.00	0.00	0.00	-205.68
3312			Uniforms/Apparel - Boys Tennis	0.00	0.00	0.00	0.00	0.00
3313			Misc. Expenditures - Boys Tennis	-414.11	0.00	66.02	0.00	-480.13
3351			Awards - Boys Track	0.00	0.00	342.59	0.00	-342.59
3352			Camps - Boys Track	62.55	0.00	0.00	0.00	62.55
3353			Entry Fees - Boys Track	0.00	0.00	0.00	0.00	0.00
3354			Equipment - Boys Track	0.00	0.00	0.00	0.00	0.00
3355			Lodging - Boys Track	0.00	0.00	0.00	0.00	0.00
3356			Meals - Boys Track	0.00	0.00	0.00	0.00	0.00
3357			Officials - Boys Track	0.00	0.00	0.00	0.00	0.00
3358			Prof. Development - Boys Track	0.00	0.00	0.00	0.00	0.00
3359			Scouting - Boys Track	0.00	0.00	0.00	0.00	0.00
3360			Security - Boys Track	0.00	0.00	0.00	0.00	0.00
3361			Transportation - Boys Track	0.00	0.00	0.00	0.00	0.00

# Current Cash Balance

Sorted by Site ID, Group ID, Activity ID.

From 12/01/2019 to 12/31/2019.

Site ID Group ID	Site Name Group Name	Activity ID	Activity Name	Beginning Cash	Receipts	Disbursements	Adjustments	Cash Balance
3362			Uniforms/Apparel - Boys Track	0.00	0.00	0.00	0.00	0.00
3363			Misc. Expenditures - Boys Track	0.00	0.00	0.00	0.00	0.00
3451			Awards - Boys Baseball	-75.84	0.00	73.93	0.00	-149.77
3452			Camps - Boys Baseball	4,417.82	0.00	0.00	0.00	4,417.82
3453			Entry Fees - Boys Baseball	0.00	0.00	0.00	0.00	0.00
3454			Equipment - Boys Baseball	0.00	0.00	0.00	0.00	0.00
3455			Lodging - Boys Baseball	0.00	0.00	0.00	0.00	0.00
3456			Meals - Boys Baseball	0.00	0.00	0.00	0.00	0.00
3457			Officials - Boys Baseball	0.00	0.00	0.00	0.00	0.00
3458			Prof. Development - Boys Baseball	0.00	0.00	0.00	0.00	0.00
3459			Scouting - Boys Baseball	0.00	0.00	0.00	0.00	0.00
3460			Security - Boys Baseball	0.00	0.00	0.00	0.00	0.00
3461			Transportation - Boys Baseball	0.00	0.00	0.00	0.00	0.00
3462			Uniforms/Apparel - Boys Baseball	0.00	0.00	0.00	0.00	0.00
3463			Misc. Expenditures - Boys Baseball	0.00	0.00	0.00	0.00	0.00
3501			Awards - Boys Football	0.00	0.00	0.00	0.00	0.00
3502			Camps - Boys Football	6,093.65	0.00	362.98	0.00	5,730.67
3503			Entry Fees - Boys Football	0.00	0.00	0.00	0.00	0.00
3504			Equipment - Boys Football	-14,649.14	0.00	0.00	0.00	-14,649.14
3505			Lodging - Boys Football	0.00	0.00	0.00	0.00	0.00
3506			Meals - Boys Football	0.00	0.00	0.00	0.00	0.00
3507			Officials - Boys Football	-6,578.00	0.00	0.00	0.00	-6,578.00
3508			Prof. Development - Boys Football	0.00	0.00	0.00	0.00	0.00
3509			Scouting - Boys Football	0.00	0.00	0.00	0.00	0.00
3510			Security - Boys Football	-3,600.00	0.00	0.00	0.00	-3,600.00
3511			Transportation - Boys Football	-11,196.72	0.00	0.00	0.00	-11,196.72
3512			Uniforms/Apparel - Boys Football	0.00	0.00	0.00	0.00	0.00
3513			Misc Expenditures-Boys Football	-1,320.12	0.00	66.02	0.00	-1,386.14
3551			Awards - Boys Wrestling	-275.65	0.00	0.00	0.00	-275.65
3552			Camps - Boys Wrestling	-543.98	25.00	1,397.92	1,600.00	-316.90
3553			Entry Fees - Boys Wrestling	-125.00	0.00	850.00	0.00	-975.00
3554			Equipment - Boys Wrestling	-380.76	0.00	0.00	0.00	-380.76
3555			Lodging - Boys Wrestling	0.00	0.00	0.00	0.00	0.00
3556			Meals - Boys Wrestling	0.00	0.00	0.00	0.00	0.00
3557			Officials - Boys Wrestling	0.00	0.00	0.00	0.00	0.00
3558			Prof. Development - Boys Wrestling	-322.96	0.00	0.00	0.00	-322.96
3559			Scouting - Boys Wrestling	0.00	0.00	0.00	0.00	0.00
3560			Security - Boys Wrestling	0.00	0.00	0.00	0.00	0.00
3561			Transportation - Boys Wrestling	0.00	0.00	1,417.67	0.00	-1,417.67
3562			Uniforms/Apparel - Boys Wrestling	0.00	0.00	0.00	0.00	0.00
3563			Misc. Expenditures - Boys Wrestling	0.00	0.00	0.00	0.00	0.00
3601			Awards-Boys Unified Sports	-52.36	0.00	0.00	0.00	-52.36
3602			Camps-Boys Unified Sports	794.99	0.00	0.00	0.00	794.99
3603			Entry Fees-Boys Unified Sports	-145.00	75.00	0.00	0.00	-70.00
3604			Equipment-Boys Unified Sports	0.00	0.00	0.00	0.00	0.00

## Current Cash Balance

Sorted by Site ID, Group ID, Activity ID.  
From 12/01/2019 to 12/31/2019.

Site ID Group ID	Site Name Group Name	Activity ID	Activity Name	Beginning Cash	Receipts	Disbursements	Adjustments	Cash Balance
3605	Lodging-Boys Unified Sports			0.00	0.00	0.00	0.00	0.00
3606	Meals-Boys Unified Sports			0.00	0.00	0.00	0.00	0.00
3607	Officials-Boys Unified Sports			0.00	0.00	0.00	0.00	0.00
3608	Prof. Development-Boys Unified Sports			0.00	0.00	0.00	0.00	0.00
3609	Scouting-Boys Unified Sports			0.00	0.00	0.00	0.00	0.00
3610	Security-Boys Unified Sports			0.00	0.00	0.00	0.00	0.00
3611	Transportation-Boys Unified Sports			0.00	0.00	32.00	0.00	-32.00
3612	Uniforms/Apparel-Boys Unified Sports			0.00	0.00	0.00	0.00	0.00
3613	Misc. Expenditures-Boys Unified Sports			0.00	0.00	0.00	0.00	0.00
<b>C Totals:</b>				<b>-4,342.39</b>	<b>10,367.00</b>	<b>41,328.52</b>	<b>3,678.98</b>	<b>-31,624.93</b>

# Current Cash Balance

Sorted by Site ID, Group ID, Activity ID.

From 12/01/2019 to 12/31/2019.

Site ID Group ID	Site Name Group Name	Activity ID	Activity Name	Beginning Cash	Receipts	Disbursements	Adjustments	Cash Balance
D	CLUBS AND ORGANIZATIONS							
		4010	40 Assets	0.00	0.00	0.00	0.00	0.00
		4012	Wildcat Service Club	278.80	0.00	116.48	25.00	187.32
		4030	Amnesty International	0.00	0.00	0.00	0.00	0.00
		4040	Art	9,432.22	10.00	690.41	0.00	8,751.81
		4060	Band	11,405.83	70.00	1,956.32	1,858.78	11,378.29
		4061	Band Uniforms	1,168.03	0.00	0.00	0.00	1,168.03
		4062	Band Trip	3,248.23	0.00	0.00	0.00	3,248.23
		4110	Cheerleading	0.00	0.00	0.00	0.00	0.00
		4111	Cheerleading-Varsity	1,769.25	1,354.00	1,354.00	1,720.00	3,489.25
		4112	Cheerleading-JV	104.96	0.00	0.00	0.00	104.96
		4113	Cheerleading-Freshman	401.31	0.00	0.00	0.00	401.31
		4115	Uniforms-Cheer/Dance	0.00	0.00	0.00	0.00	0.00
		4140	Choir	1,204.88	15.00	1,376.38	0.00	-156.50
		4141	Choir Trip	0.00	0.00	0.00	0.00	0.00
		4160	Construction	2,438.89	0.00	257.00	2,387.82	4,569.71
		4180	Culinary	1,317.73	0.00	0.00	0.00	1,317.73
		4185	Cycling	1,122.12	75.00	0.00	0.00	1,197.12
		4190	Dance	17,700.48	0.00	7,752.61	14,995.34	24,943.21
		4200	Debate Team	947.62	5,284.50	4,033.95	475.00	2,673.17
		4210	DECA	0.00	0.00	0.00	0.00	0.00
		4214	Unified Activities	28,998.71	0.00	61.40	0.00	28,937.31
		4215	Diversity	0.00	0.00	0.00	0.00	0.00
		4220	Drama Club	8,265.11	791.67	4,635.00	520.00	4,941.78
		4224	Computer Club	1,197.44	0.00	0.00	0.00	1,197.44
		4225	Engineering	878.31	0.00	29.51	0.00	848.80
		4230	Environmental Club	1,396.90	0.00	0.00	0.00	1,396.90
		4250	FCCLA	6,086.87	4,661.50	4,101.03	-1,910.00	4,737.34
		4251	FCCLA District 3	1,646.01	0.00	0.00	20.00	1,666.01
		4260	FCS Club	0.00	0.00	0.00	0.00	0.00
		4290	Forensics	-373.93	0.00	1,679.80	0.00	-2,053.73
		4310	French Club	2,648.07	0.00	0.00	0.00	2,648.07
		4320	Educators Rising	1,969.35	871.36	400.00	1,910.00	4,350.71
		4325	Gaming Club	215.71	0.00	0.00	0.00	215.71
		4340	German Club	356.31	0.00	376.00	0.00	-19.69
		4365	HOSA	7,830.87	0.00	0.00	0.00	7,830.87
		4370	Industrial Arts	-25.47	0.00	0.00	0.00	-25.47
		4380	International Club	0.00	0.00	0.00	0.00	0.00
		4390	Intramurals	0.00	0.00	0.00	0.00	0.00
		4395	Invisible Children-WHS	0.00	0.00	0.00	0.00	0.00
		4400	Japanese Club	0.00	0.00	0.00	0.00	0.00
		4410	Junior Class	17,652.99	42.00	280.56	607.00	18,021.43
		4415	Justice League	-27.08	0.00	0.00	0.00	-27.08
		4420	Key Club	2,325.54	500.00	748.19	0.00	2,077.35
		4421	Knitting and Crocheting Club	62.45	0.00	0.00	0.00	62.45

# Current Cash Balance

Sorted by Site ID, Group ID, Activity ID.

From 12/01/2019 to 12/31/2019.

Site ID Group ID	Site Name Group Name	Activity ID	Activity Name	Beginning Cash	Receipts	Disbursements	Adjustments	Cash Balance
4425			LaCrosse Boys	20.00	0.00	0.00	0.00	20.00
4426			LaCrosse Girls	120.00	479.96	59.96	0.00	540.00
4440			Leadership Club	0.00	0.00	0.00	0.00	0.00
4460			Literary Magazine	150.00	0.00	0.00	0.00	150.00
4470			Manufacturing	1,725.22	0.00	1,478.36	100.00	346.86
4480			Mascot Team	-1,298.29	0.00	0.00	0.00	-1,298.29
4485			Math Club	64.92	0.00	0.00	0.00	64.92
4490			M-Club	0.00	0.00	0.00	0.00	0.00
4491			Millard United Rugby	0.00	0.00	0.00	0.00	0.00
4500			Music	3,598.40	0.00	0.00	0.00	3,598.40
4501			Music-Auditorium	-489.92	0.00	0.00	0.00	-489.92
4502			Music-Donations	0.00	0.00	0.00	0.00	0.00
4503			Music-Musicals	9,473.32	539.00	2,772.73	0.00	7,239.59
4510			National Honor Society	4,597.95	0.00	500.00	816.93	4,914.88
4520			Newspaper	9,882.76	541.00	999.57	0.00	9,424.19
4530			Orchestra	361.84	0.00	550.78	170.00	-18.94
4531			Orchestra Trip	24,605.54	0.00	0.00	2,543.47	27,149.01
4540			Other Clubs	0.00	0.00	0.00	0.00	0.00
4570			Play Production	5,565.31	2,225.77	327.39	244.00	7,707.69
4605			Power Robotics	548.64	260.00	585.36	0.00	223.28
4610			SAFE/DARE/Drug Free	-35.00	0.00	0.00	0.00	-35.00
4630			Science Club	55.70	0.00	0.00	0.00	55.70
4640			Senior Class	3,023.74	0.00	0.00	0.00	3,023.74
4645			Show Choir	74,883.12	2,510.00	13,398.06	7,432.00	71,427.06
4646			Show Choir Competition	5,380.58	7,250.00	785.44	0.00	11,845.14
4648			Show Choir Reserve	0.00	0.00	0.00	0.00	0.00
4650			Skills USA	1,727.10	0.00	0.00	0.00	1,727.10
4660			Spanish Club	0.00	0.00	0.00	0.00	0.00
4662			Sociedad Honoraria Hispanica	2,753.73	20.00	55.55	0.00	2,718.18
4690			Spirit Shop	6,558.95	2,886.46	3,312.08	285.00	6,418.33
4700			STUCO Workshops	287.93	0.00	0.00	0.00	287.93
4710			Student Council	54,044.12	0.00	927.39	0.00	53,116.73
4725			Theater Workshop	300.00	0.00	0.00	0.00	300.00
4760			World Language	0.00	0.00	0.00	0.00	0.00
4770			Yearbook	122,478.38	1,200.00	13.20	600.00	124,265.18
4780			Youth to Youth	0.00	0.00	0.00	0.00	0.00
<b>D Totals:</b>				<b>464,028.55</b>	<b>31,587.22</b>	<b>55,614.51</b>	<b>34,800.34</b>	<b>474,801.60</b>

## Current Cash Balance

Sorted by Site ID, Group ID, Activity ID.  
From 12/01/2019 to 12/31/2019.

Site ID Group ID	Site Name Group Name	Activity ID	Activity Name	Beginning Cash	Receipts	Disbursements	Adjustments	Cash Balance
<b>E</b>	<b>ADMINISTRATIVE CUSTODIAL</b>							
		5010	After Prom	118.00	0.00	0.00	0.00	118.00
		5020	Fines	-1,067.46	0.00	0.00	0.00	-1,067.46
		5025	Fines - Library Book	18.99	0.00	0.00	0.00	18.99
		5027	Fines-Textbooks	60.00	0.00	0.00	0.00	60.00
		5030	Counseling Center	11,395.95	250.00	348.02	0.00	11,297.93
		5040	Fundraising-General	0.00	0.00	0.00	0.00	0.00
		5055	Hall of Fame	-2,004.26	0.00	0.00	0.00	-2,004.26
		5060	Hospitality	0.00	0.00	0.00	0.00	0.00
		5070	Library	8,154.66	0.00	62.45	0.00	8,092.21
		5110	Other Student Activities	35.00	0.00	0.00	0.00	35.00
		5115	Field Trips-Curriculum Related	0.00	0.00	0.00	0.00	0.00
		5120	P.E.	36.00	0.00	0.00	0.00	36.00
		5130	Parking	50,737.80	255.00	2,908.20	0.00	48,084.60
		5140	PayBac	0.00	0.00	0.00	0.00	0.00
		5150	Pool Maintenance	0.00	0.00	0.00	0.00	0.00
		5160	PSAT Exam	0.00	0.00	0.00	0.00	0.00
		5180	Teacher Fund/Grants	1,709.00	0.00	0.00	0.00	1,709.00
		5185	Technology	2,274.98	0.00	0.00	0.00	2,274.98
		5190	Transcripts	60.00	5.00	0.00	0.00	65.00
		5205	Vocational	80.00	0.00	0.00	0.00	80.00
		<b>E</b>	<b>Totals:</b>	<b>71,608.66</b>	<b>510.00</b>	<b>3,318.67</b>	<b>0.00</b>	<b>68,799.99</b>
<b>Q</b>	<b>STUDENT FEE FUND</b>							
		7090	ACP (SpEd) Trips	0.00	0.00	0.00	0.00	0.00
		7160	Participation Fees - Athletics	27,820.00	175.00	0.00	0.00	27,995.00
		7170	Participation Fees - Clubs & Orgs	0.00	31,046.41	0.00	-31,046.41	0.00
		7190	Field Trips	-241.04	419.00	639.82	0.00	-461.86
		7900	Field Trips-Other	0.00	0.00	0.00	0.00	0.00
		<b>Q</b>	<b>Totals:</b>	<b>27,578.96</b>	<b>31,640.41</b>	<b>639.82</b>	<b>-31,046.41</b>	<b>27,533.14</b>
<b>R</b>	<b>AP/IB EXAMS</b>							
		8010	AP Exams	23,286.85	0.00	0.00	0.00	23,286.85
		<b>R</b>	<b>Totals:</b>	<b>23,286.85</b>	<b>0.00</b>	<b>0.00</b>	<b>0.00</b>	<b>23,286.85</b>

# Current Cash Balance

Sorted by Site ID, Group ID, Activity ID.  
From 12/01/2019 to 12/31/2019.

Site ID Group ID	Site Name Group Name	Activity ID	Activity Name	Beginning Cash	Receipts	Disbursements	Adjustments	Cash Balance
S	ATHLETIC							
		9010	Gate Receipts	70,916.88	6,138.95	0.00	0.00	77,055.83
		9020	Cash Reserve	94,961.78	0.00	0.00	0.00	94,961.78
		9030	Concessions	24,493.28	3,096.95	1,623.42	-4,098.93	21,867.88
		9040	Tickets	59,560.00	120.00	0.00	0.00	59,680.00
		9050	Athletic-General	-3,284.54	800.00	134.48	0.00	-2,619.02
		9060	Athletic Director	557.38	107.48	38.00	0.00	626.86
		9070	Miscellaneous Receipts	0.00	0.00	0.00	0.00	0.00
		9080	Fundraising-Athletic	0.00	0.00	0.00	0.00	0.00
		9090	Strength & Conditioning	0.00	0.00	0.00	0.00	0.00
		9100	Athletic Training	-3,374.53	0.00	0.00	0.00	-3,374.53
		9110	Activities	-189.66	15.00	1,263.60	0.00	-1,438.26
		9120	Booster Contributions-Girls	0.00	0.00	0.00	0.00	0.00
		9130	Booster Contributions-Boys	0.00	3,529.98	0.00	-3,529.98	0.00
		9140	Metro Tournament	0.00	0.00	0.00	0.00	0.00
	S	Totals:		243,640.59	13,808.36	3,059.50	-7,628.91	246,760.54
	WHS	Totals:		632,570.41	95,854.81	111,273.13	0.00	617,152.09

# Current Cash Balance

Sorted by Site ID, Group ID, Activity ID.  
From 12/01/2019 to 12/31/2019.

Site ID	Site Name	Beginning Cash	Receipts	Disbursements	Adjustments	Cash Balance
Group ID	Group Name					
Activity ID	Activity Name					
<b>Summer Millard Admin Summer School</b>						
A	ACTIVITY GENERAL					
1010	General Admin	3,924.03	0.17	0.00	0.00	3,924.20
1011	Elementary School Summer School	0.00	0.00	0.00	0.00	0.00
1012	Middle School Summer School	0.00	0.00	0.00	0.00	0.00
1013	Senior High Summer School	0.00	0.00	0.00	0.00	0.00
A Totals:		3,924.03	0.17	0.00	0.00	3,924.20
Summer Totals:		3,924.03	0.17	0.00	0.00	3,924.20



**AGENDA SUMMARY SHEET**

**Agenda Item:** Reaffirm Board Rule - 2100.10 - Administration – Director of Special Education

**Meeting Date:** February 3, 2020

**Background/  
Description:** Administrator Job Description is due for review. No changes recommended.

**Action Desired:** Reaffirm Board Rule - 2100.19 - Administration – Director of Special Education

**Policy /  
Strategic Plan  
Reference:** N/A

**Responsible Person(s):** Dr. Kevin Chick, Assoc. Superintendent of Human Resources

**Superintendent's Signature:**

A handwritten signature in black ink, appearing to read "Jim Deitgen", is written on a light gray rectangular background.

## Administrator Job Description

**Title: Director of Special Education**

**2100.10**

**Reports to:** Associate Superintendent for Educational Services

**General Summary:** Designs, develops and delivers those programs and services determined appropriate for those students with verified special needs; evaluates programs, services and personnel, as assigned.

### Essential Functions:

- I. Directs and assists others in the development, implementation, and supervision of programs for children with disabilities, including related services and Section 504 programs. (20%)
- II. Designs and administers procedures for intervention and referral, evaluation, program development, placement, and re-evaluation of students with disabilities, utilizing appropriate processes and instruments and assuring compliance with state and federal requirements. (20%)
- III. Directs the development, implementation and supervision of the school psychology program, assuring that processes and services comply with state and federal requirements. (10%)
- IV. Directs the collection and submission of all federal, state and local reports on special education programs and students with disabilities utilizing available technology. (10%)
- V. Directs program budget planning, which serves students with disabilities and implements the special education budget in accordance with district procedures. (5%)
- VI. Acts as special education liaison with public and private agencies, organizations and professional personnel in securing and providing services for children with disabilities. (4%)
- VII. Assists in the recruitment, selection and assignment of all special education personnel. (4%)
- VIII. Directs the development and provision of staff development for special education personnel. (5%)
- IX. Supervises and evaluates all special education administrative personnel including the assignment of areas and responsibility. (3%)
- X. Evaluates building administrators as assigned by the Superintendent. (2%)
- XI. Recommends policies and procedures appropriate to special education laws and operations within the District. (10%)
- XII. Attends all School Board and Cabinet meetings. (5%)
- XIII. Assumes other responsibilities as assigned. (2%)

**Qualifications:**

- I. Education Level: A doctoral degree from an approved institution with a major in educational administration or the accepted equivalent is preferred. A six-year specialist degree in educational administration or the accepted equivalent is required.
- II. Certification or Licensure: Appropriate Nebraska Administrative Certificate.
- III. Experience desired: Four years of successful experience in the administration of a special education program is preferred; three years is required.
- IV. Other requirements: Experience and leadership abilities in the area of special education - sensitivity to the needs and objectives of the district and the ability to supervise and evaluate the work of others.

**Special Requirements:**

	Occasional <u>1 - 32%</u>	Frequent 33 - 66%	Constant <u>67% +</u>
1. Standing .....	X		
2. Walking .....		x	
3. Sitting .....		x	
4. Lifting <u>20</u> lb max. ....	X		
5. Carrying <u>25</u> feet .....	X		
6. Pushing / Pulling .....	X		
7. Climbing / Balancing .....	X		
8. Stooping / Kneeling / Crouching / Crawling.....	X		
9. Reaching / Handling.....	X		
10. Speaking / Hearing .....			x
11. Seeing / depth perception / color.....			x

The statements herein are intended to describe the general nature and level of work being performed by employees assigned to this classification. They are not intended to be construed as an exhaustive list of all responsibilities, duties, and skills required of personnel so classified. Responsibilities and duties assigned are at the discretion of the supervisor and/or superintendent.

Employee Signature: \_\_\_\_\_

Date: \_\_\_\_\_

Supervisor Signature: \_\_\_\_\_

Date: \_\_\_\_\_

Rule Approved: July 21, 1980  
 Revised: May 20, 1996; April 19, 2004; October 20, 2008; September 21, 2009;  
 August 4, 2014  
Reaffirmed: February 3, 2020

Millard Public Schools  
 Omaha, Nebraska

**AGENDA SUMMARY SHEET**

**Agenda Item:** Reaffirm Policy 3642 - Support Services – Construction Procedures – Contracts

**Meeting Date:** February 3, 2020

**Background/Description:** Following District guidelines to review Policies every seven years, no changes are proposed to this Policy.

**Action Desired:** Reaffirm Policy 3642 - Support Services – Construction Procedures – Contracts

**Policy / Strategic Plan Reference:** N/A

**Responsible Person(s):** Chad Meisgeier, Chief Financial Officer

**Superintendent's Signature:**



**Support Services – Construction Procedures – Contracts****3642**

The District shall use the appropriate standard contract forms published by the American Institute of Architects (AIA) for its construction projects. Such forms may be amended in whole or in part upon recommendation of legal counsel.

Such contracts shall provide: (1) that the contractor provide a certificate of insurance with coverage determined appropriate by the District, (2) that no tobacco products or e-cigarette type products may be used in District facilities or on grounds owned, leased, or operated by the District, and (3) that all workers will wear District-provided security badges as directed by the District.

Prior to the District issuing security badges to employees of contractors and any subcontractors who will be doing work at District facilities or on grounds owned, leased or operated by the District, such employees must receive security clearance, which includes passing a criminal background check conducted by a District-approved background check company. The contractor and/or subcontractor shall be responsible for compliance, which shall include submitting the names of employees to the background check company at least two weeks in advance of the anticipated start date of any work or project at a District facility or on grounds owned, leased or operated by the District, the payment of all costs for conducting the background check and permitting only those employees who receive proper security clearance to work at District facilities.

**Date of Adoption:** October 18, 2004

**Date of Revision:** October 21, 2013, April 21, 2014

**Reaffirmed:** [February 3, 2020](#)

**Related Policies and Rules:** 1347, 1347.1, 3642.1, 4172

Millard Public Schools  
Omaha, NE

**AGENDA SUMMARY SHEET**

**Agenda Item:** Reaffirm Rule 3642.1 - Support Services – Background Check Procedures – Contracts

**Meeting Date:** February 3, 2020

**Background/Description:** Following District guidelines to review Rules every seven years, no changes are proposed to this Rules.

**Action Desired:** Reaffirm Rule 3642.1 - Support Services – Background Check Procedures – Contracts

**Policy / Strategic Plan Reference:** N/A

**Responsible Person(s):** Chad Meisgeier, Chief Financial Officer

**Superintendent's Signature:**



**Support Services – Background Check Procedures – Contracts****3642.1**

I. All employees of contractors and/or subcontractors must receive proper security clearance prior to working at a District facility and to receive a District-issued security badge.

II. At least two weeks prior to the anticipated start date of any work at a District facility or on grounds owned, leased or operated by the District, all contractors and subcontractors shall submit the names of all employees who will be working on the project to a District-approved background check company in order to receive proper security clearance for a District security badge. The District may, but is not required to, excuse the employees of any contractor or subcontractor from a criminal background check, if an employee has previously received security clearance to work at District facilities during a two-year period prior to the anticipated start date of the project. Any employee who does not pass the District's security requirements shall not receive a security badge and shall not be permitted to work at a District facility or on grounds owned, leased or operated by the District.

III. To receive proper security clearance and be issued a District security badge, the criminal background check must show that the employee of a contractor or subcontractor has:

1. No felony convictions (where the court's jurisdiction is continuing or ended less than seven years ago) for a crime involving weapons, drugs, violence, theft, robbery, burglary, terroristic threats, or sexual offenses;
2. No felony charges pending court adjudication or disposition for a crime involving weapons, drugs, violence, theft, robbery, burglary, terroristic threats, or sexual offenses;
3. No misdemeanor convictions (where court jurisdiction is continuing or ended less than five years ago) for a crime involving weapons, drugs, violence, theft, robbery, burglary, terroristic threats, or sexual offenses;
4. No misdemeanor charges pending court adjudication or disposition for a crime involving weapons, drugs, violence, theft, robbery, burglary, terroristic threats, or sexual offenses.

IV. Once the criminal background check is completed, the contractor and/or subcontractor is responsible for providing a list of employees who have passed the criminal background check to the District prior to the District issuing a Notice to Proceed with the project or prior to the District approving the commencement of any work at a District facility or on District property.

V. After the commencement of the work or project at a District facility or on District property, all contractors and subcontractors shall self-report to the District and the District-approved background check company any subsequent criminal arrests and convictions, or any unknown prior criminal arrests or convictions that were not known prior commencement of the work or project, for any offense described in this rule, of an employee working at a District facility or on District property. Such obligation to self-report any subsequent criminal arrests or convictions is

to ensure the safety and security of the Districts students, visitors, employees, property and equipment and such obligation shall continue throughout the term of the contractor's and/or subcontractor's contract.

VI. The employees of a contractor and/or subcontractor shall comply with all District rules and policies. The District reserves the right to revoke a security badge and to remove any employee of a contractor or subcontractor from school property if an employee is not wearing the security badge, has violated any District policy or rule, is being disruptive to the educational environment, or is deemed to be a threat to the safety of the students or District employees in the District's sole discretion.

VII. The District reserves the right to terminate the contract of any contractor or subcontractor if the contractors' or subcontractors' employees fail to wear security badges, are consistently disruptive while working on District property, or if such vendor or contractor refuses to abide by the District's directive to remove an employee from school property.

**Date of Adoption:** October 21, 2013

**Reaffirmed:** [February 3, 2020](#)

**Related Policies and Rules:** 1347, 1347.1, 3642, 4172

Millard Public Schools  
Omaha, NE



**AGENDA SUMMARY SHEET**

**Agenda Item:** Rule 5480.2 – Searches by Drug Detection Dogs

**Meeting Date:** February 3, 2020

**Background/  
Description:** The Omaha Police Dept. now also deploys a gun and bomb detection canine. Rule 5480.2 needs to be updated to reflect the use of this canine within the District.

**Action Desired:** Approval

**Policy /  
Strategic Plan  
Reference:** N/A

**Responsible Person(s):** Bill Jelkin, Director of Student Services

**Superintendent's Signature:**



## Student Services

### Searches by ~~Drug~~-Detection Dogs

5480.2

- I. Purpose. The District shall use trained ~~drug~~-detection dogs to detect illegal weapons, drugs or contraband on school property. The purpose of the District's use of ~~drug~~-detection dogs is to respond to the problem of illegal weapons, drugs and contraband on school property, and to maintain a safe school environment conducive to learning.
- II. Types of Searches.
  - A. Search of Property. ~~Drug~~-detection dogs may be used to sniff the air in or around vacant classrooms, vacant common areas, student lockers, and automobiles parked on school property. If the dog alerts to a particular locker, car, and/or an object(s) in a vacant classroom or other vacant common areas, it may be searched. If the dog alerts to a student's car, the student will be asked to unlock the car doors and trunk for an internal inspection. If the student refuses to unlock the car or trunk, the student's parents or guardian shall be notified of the student's refusal.
  - B. Search of Students. ~~Drug~~-detection dogs will not be used for random sweep searches of students, and will only be allowed to sniff an individual student if there is sufficient cause to believe that the student possesses illegal weapons, drugs or other contraband. If sufficient cause exists and the ~~drug~~-detection dog alerts to a student suspected of having illegal weapons, drugs or contraband, the student's outer garments and/or purse or personal belongings shall be subject to search. If a pat search is necessary, it will be conducted by someone of the same sex as the suspected student.
- III. Notice of Use of ~~Sniffer~~-Detecton Dogs. District students and their parents or guardian will be notified annually of the District's use of ~~drug~~-detection dogs. The notice will include the following information:
  - A. That the District may use ~~drug~~-detection dogs to detect illegal weapons, drugs and/or contraband at any time, announced or unannounced.
  - B. That lockers remain under the jurisdiction of the District, and that although lockers are used by students during the school year, lockers are owned by the District and are subject to a ~~drug~~ detection dog search at any time. That illegal objects or substances found in lockers may be seized.
  - C. That all cars parked on school property shall be subject to a ~~drug~~-detection dog search at any time, and that illegal objects or substances may be seized.
  - D. That students shall be subject to a ~~drug~~-detection dog search if there is sufficient cause to believe that a student possesses illegal weapons, drugs or contraband.
  - E. That classrooms and all common areas are subject to a ~~drug~~-detection dog search at any time whenever students are not present.
  - F. That if any illegal weapons, drugs or contraband are found on a student's person, or in his/her automobile, locker, or any other place on school property that the student has placed illegal weapons, drugs or contraband, the student may be subject to appropriate disciplinary action, including suspension or expulsion.
  - G. That students' parent(s) or guardian(s) shall be notified if illegal weapons, drugs or contraband are discovered.

IV. Disciplinary Action. Students who are found to be in violation of this Rule shall be subject to appropriate disciplinary action, including short-term suspension, emergency exclusion, long-term suspension, mandatory reassignment, expulsion, and/or curtailment from extracurricular activities.

V. Definitions.

- A. Alerts to shall mean an indication by the ~~drug~~-detection dog that the odor of an illegal weapon, drug or contraband is in the air or upon a student.
- B. Contraband shall mean all items prohibited by federal, state, or local law, or by District policy or Rule from being brought onto school property including, but not limited to, drug paraphernalia as defined in District Rule 5410.1, guns, and knives.
- C. Illegal drugs shall mean those substances defined in District Rule 5410.1 under Section III (B) (2) "Mood or behavior affecting substances", and any other drug, which is illegal according to federal, state or local law.
- D. Outer garments shall mean all clothing except the student's undergarments.
- E. Sufficient cause shall mean "reasonable cause" in the event the search is conducted by certificated staff of the District or its authorized agent, or "probable cause" if the search is conducted by police officers or other law enforcement authorities.

Related Rules: 5400.1, 5480.1

Rule Approved: June 16, 1997

Revised: October 16, 2000; January 7, 2019; [February 3, 2020](#)

Reaffirmed: December 20, 2010

Millard Public Schools  
Omaha, NE

**AGENDA SUMMARY SHEET**

**Agenda Item:** Adopt Rule 7500.2: Technology- Student Personal Digital Devices- Acceptable Use

**Meeting Date:** February 3, 2020

**Background/**

**Description:** This Rule has been created to provide guidance to schools, administrators, teachers, parents, and students around cell phone use in our secondary schools.

**Action Desired:** Adopt Rule 7500.2: Technology- Student Personal Digital Devices- Acceptable Use

**Policy / Strategic Plan**

**Reference:** MPS Belief: People are our greatest resource.

**Responsible Person:** Dr. Heather Phipps, Dr. Kent Kingston

**Superintendent's Signature:**

A handwritten signature in black ink, appearing to read "Jim Sutfin", is written over a light gray rectangular background.

**Technology**  
**Student Personal Digital Devices- Acceptable Use****7500.2**

Each student in middle or high school will be provided a District issued digital device (e.g. laptop, Chromebook, iPad) to be used inside and outside of school to facilitate learning.

Unless directed by the teacher to support a learning objective, personal digital devices (e.g. cell phones, personal laptops) are not permitted during class time.

The building principal, working in conjunction with building leadership, will develop cell phone or personal digital device expectations for their building and include them in the student handbook. The expectations will include:

1. The use of the device(s) during non-instructional times
2. Specific locations in the building where the device(s) may be used.
3. Consistent plan for storage of the device during instructional times
4. Annual review of expectations with students and staff members.

Classroom teachers will develop rules consistent with the building expectations and communicate the rules with students.

The building principal will develop a communication plan for cell phone use and disseminate that information to parents, students, and teachers.

Policy Adopted: February 3, 2020

Millard Public Schools  
Omaha, NE

---

**AGENDA SUMMARY  
SHEET**

- Agenda Item:** Approval of Contract for Hitchcock Elementary School Rooftop Unit Replacement
- Meeting Date:** February 3, 2020
- Background/  
Description:** This is a summer project funded with the proceeds from the 2013 bond issue.
- Copies of the engineer's letter and the bid tab are attached. A representative of Morrissey Engineering will be available to answer any questions.
- Action Desired:** It is recommended that the contract for the Hitchcock Elementary School Rooftop Unit Replacement be awarded to Ray Martin Company in the amount of \$429,800 and that the Chief Financial Officer be authorized to execute any and all documents related to such project.
- Policy /  
Strategic Plan  
Reference:** N/A
- Responsible Person(s):** Chad Meisgeier, Chief Financial Officer

**Superintendent's Signature:**



January 15, 2020

Millard Public Schools  
5606 South 147<sup>th</sup> Street  
Omaha, NE 68137

Attn: Chad Meisgeier

Project #19339: MPS Hitchcock Elementary – RTU Replacement

RE: Bid Proposals dated January 14, 2020

Chad:

Bids were received for the Hitchcock Elementary School RTU Replacement project at the Support Services Center Conference Room on January 14, 2020 at 9:00 a.m. The project includes the replacement of six RTUs.

Per the attached bid tab, three bids were received. The low bid was submitted by Ray Martin Company.

Our estimate for the project construction cost was \$400,000 (four hundred thousand dollars). Ray Martin Company has successfully completed several projects for MPS at both the primary and sub-contractor level. Therefore, we are recommending accepting the bid from Ray Martin Company in the amount of \$429,800 (four hundred twenty nine thousand eight hundred dollars).

Please advise if you require any additional information.

Sincerely,

Nate Sheets, P.E.  
Project Manager

Enclosure

c: John Brennan - Millard Public Schools

**PROJECT:** MPS Hitchcock Elementary - RTU Replacement

**BID DATE:** 1/14/2020

**BID TIME:** 9:00 a.m.

**MEI PROJECT NO.:** 19339



## BID TABULATION

BIDDERS	Base Bid	Alternate	Completion Date	Addendum #1	Bid Bond	Comments
MMC	\$462,775	N/A	July 31, 2020	Yes	Yes	
Ray Martin	\$429,800	N/A	July 31, 2020	Yes	Yes	
Mechanical Systems	\$504,000	N/A	July 31, 2020	Yes	Yes	

Project Description: Replace existing RTUs - 6 Total.



**AGENDA SUMMARY  
SHEET**

**Agenda Item:** Approval of Contract for Disney Elementary School Loading Dock Replacement

**Meeting Date:** February 3, 2020

**Background/Description:** This is a summer project funded with the proceeds from the 2013 bond issue.

Copies of the engineer's letter and the bid tab are attached. A representative of Lamp Rynearson will be available to answer any questions.

**Action Desired:** It is recommended that the contract for the Disney Elementary School Loading Dock Replacement be awarded to Cormaci Construction in the amount of \$50,886.31 and that the Chief Financial Officer be authorized to execute any and all documents related to such project.

**Policy / Strategic Plan Reference:** N/A

**Responsible Person(s):** Chad Meisgeier, Chief Financial Officer

**Superintendent's Signature:**



January 24, 2020

Mr. Jeremy Madson  
Project Manager  
Millard Public Schools  
13906 F Street  
Omaha, NE 68137

REFERENCE:           MPS Disney Disney Elementary School  
                          Loading Dock Replacement  
                          Job No. 0119180.01-020/320

Dear Mr. Madson:

Bids were opened on Tuesday, January 21, 2020. Cormaci Construction submitted the low bid of \$50,886.31. The Engineer's estimate for the project was \$51,711.00 and the project budget was \$90,000.00.

The low bidder has previously and successfully completed this type of work for Millard Public Schools and is qualified to complete this project within the required contract time. We recommend award of the contract to Cormaci Construction.

Please inform us if award of the contract is to be made, so we may prepare the necessary contracts.

Sincerely,

LAMP RYNEARSON



Joseph P. Zadina, P.E.  
Senior Project Manager

Enclosures

				CORMACI CONSTRUCTION		DAEDALUS CONSTRUCTION		MIDWEST DCM		TR CONSTRUCTION		MACKIE CONSTRUCTION INC	
ITEM NO.	DESCRIPTION	APPROXIMATE QUANTITY		UNIT PRICE	AMOUNT	UNIT PRICE	AMOUNT	UNIT PRICE	AMOUNT	UNIT PRICE	AMOUNT	UNIT PRICE	AMOUNT
1	MOBILIZATION	1	LS	500.00	\$500.00	4,500.00	\$4,500.00	3,500.00	\$3,500.00	5,164.00	\$5,164.00	10,062.00	\$10,062.00
2	SAWCUT PAVEMENT	97	LF	13.79	<del>1,338.00</del> \$1,337.63	7.00	\$679.00	5.00	\$485.00	6.00	\$582.00	7.00	\$679.00
3	REMOVE PAVEMENT (DRIVE)	185	SY	18.40	\$3,404.00	17.00	\$3,145.00	12.00	\$2,220.00	11.70	\$2,164.50	14.00	\$2,590.00
4	REMOVE PAVEMENT (LOADING DOCK)	22	SY	130.00	<del>2860.05</del> \$2,860.00	20.00	\$440.00	18.00	\$396.00	216.00	\$4,752.00	77.00	\$1,694.00
5	REMOVE SIDEWALK	285	SF	12.30	<del>3,505.00</del> \$3,505.50	2.00	\$570.00	2.00	\$570.00	5.35	\$1,524.75	4.00	\$1,140.00
6	REMOVE STAIRS, RAILING, DOCK WALL, FOOTING, BRICK WALL	1	LS	1,538.10	\$1,538.10	5,500.00	\$5,500.00	6,750.00	\$6,750.00	6,973.00	\$6,973.00	7,650.00	\$7,650.00
7	REMOVE DOCK BUMPERS	1	EA	630.00	\$630.00	200.00	\$200.00	250.00	\$250.00	144.00	\$144.00	765.00	\$765.00
8	7" CONCRETE PAVEMENT - TYPE L65 (DRIVE)	203	SY	45.68	<del>9,273.00</del> \$9,273.04	60.00	\$12,180.00	92.00	\$18,676.00	65.00	\$13,195.00	100.00	\$20,300.00
9	8" CONCRETE PAVEMENT - TYPE L65 (LOADING DOCK)	22	SY	89.46	<del>1,968.10</del> \$1,968.12	107.00	\$2,354.00	110.00	\$2,420.00	180.00	\$3,960.00	338.00	\$7,436.00
10	CONSTRUCT 5" P.C. CONCRETE SIDEWALK	180	SF	18.61	<del>3,350.00</del> \$3,349.80	10.00	\$1,800.00	10.00	\$1,800.00	11.10	\$1,998.00	5.00	\$900.00
11	CONSTRUCT TERRACE STEP STAIRS WITH HAND RAIL	1	LS	1,815.00	\$1,815.00	4,400.00	\$4,400.00	8,700.00	\$8,700.00	7,095.00	\$7,095.00	7,455.00	\$7,455.00
12	CONSTRUCT RAILING	32	LF	157.63	<del>5,044.00</del> \$5,044.16	230.00	\$7,360.00	185.00	\$5,920.00	263.00	\$8,416.00	803.00	\$25,696.00
13	CONSTRUCT BOLLARD	1	EA	988.00	\$988.00	900.00	\$900.00	950.00	\$950.00	544.00	\$544.00	599.00	\$599.00

				CORMACI CONSTRUCTION		DAEDALUS CONSTRUCTION		MIDWEST DCM		TR CONSTRUCTION		MACKIE CONSTRUCTION INC	
ITEM NO.	DESCRIPTION	APPROXIMATE QUANTITY		UNIT PRICE	AMOUNT	UNIT PRICE	AMOUNT	UNIT PRICE	AMOUNT	UNIT PRICE	AMOUNT	UNIT PRICE	AMOUNT
14	DRILL AND EPOXY NO. 5 X 17" TIE BARS AT 36" CENTERS	28	EA	84.14	<del>2,356.00</del> \$2,355.92	9.00	\$252.00	35.00	\$980.00	22.00	\$616.00	8.00	\$224.00
15	DRILL AND EPOXY NO. 5 X 17" TIE BARS AT 14" CENTERS	36	EA	65.47	<del>2,357.00</del> \$2,356.92	10.00	\$360.00	35.00	\$1,260.00	27.00	\$972.00	8.00	\$288.00
16	CONSTRUCT 1/2" EXPANSION JOINT WITH SEALANT	55	LF	24.84	<del>1,366.00</del> \$1,366.20	6.00	\$330.00	7.00	\$385.00	5.00	\$275.00	8.00	\$440.00
17	CONSTRUCT PC CONCRETE SEALER (LOADING DOCK)	190	SF	10.16	<del>1,922.00</del> \$1,930.40	2.00	\$380.00	5.00	\$950.00	5.00	\$950.00	8.00	\$1,520.00
18	CONSTRUCT LOADING DOCK BUMPER	3	EA	538.48	<del>1,615.45</del> \$1,615.44	350.00	\$1,050.00	350.00	\$1,050.00	364.00	\$1,092.00	761.00	\$2,283.00
19	FILL SAND	20	CY	63.80	\$1,276.00	50.00	\$1,000.00	30.00	\$600.00	60.00	\$1,200.00	65.00	\$1,300.00
20	CONSTRUCT C.I.P. P.C. CONCRETE WALL AND FOOTING	52	LF	72.54	<del>3,772.00</del> \$3,772.08	240.00	\$12,480.00	158.00	\$8,216.00	341.00	\$17,732.00	369.00	\$19,188.00
	<b>TOTAL BID AMOUNT</b>				<del>50,877.80</del> \$50,886.31		\$59,880.00		\$66,078.00		\$79,349.25		\$112,209.00

**AGENDA SUMMARY  
SHEET**

**Agenda Item:** Approval of Contract for Beadle Middle School Paving Replacement Phase III

**Meeting Date:** February 3, 2020

**Background/  
Description:** This is a summer project funded with the proceeds from the 2013 bond issue.

Copies of the engineer's letter and the bid tab are attached. A representative of Lamp Rynearson will be available to answer any questions.

**Action Desired:** It is recommended that the contract for the Beadle Middle School Paving Replacement Phase III be awarded to Carley Construction, LLC in the amount of \$224,933.70 and that the Chief Financial Officer be authorized to execute any and all documents related to such project.

**Policy /  
Strategic Plan  
Reference:** N/A

**Responsible Person(s):** Chad Meisgeier, Chief Financial Officer

**Superintendent's Signature:**



January 24, 2020

Mr. Jeremy Madson  
Project Manager  
Millard Public Schools  
13906 F Street  
Omaha, NE 68137

REFERENCE:           MPS Beadle Middle School  
                          Entrance Drive Improvements  
                          Job No. 0119181.01-020/320

Dear Mr. Madson:

Bids were opened on Tuesday, January 21, 2020. Carley Construction, LLC submitted the low bid of \$224,933.70. The Engineer's estimate for the project was \$341,319.31. The preliminary budget established was \$400,000.00. A copy of the low bid has been included.

According to our records, the low bidder has not previously completed work of this type for Millard Public Schools. We have contacted references provided by the contractor. Based on the information provided by the references, we recommend award of the contract to Carley Construction, LLC.

Please inform us if award of the contract is to be made, so we may prepare the necessary contracts.

Sincerely,

LAMP RYNEARSON



Joseph P. Zadina, P.E.  
Senior Project Manager

Enclosures

				CARLEY CONSTRUCTION LLC		TR CONSTRUCTION		SWAIN CONSTRUCTION INC		DAEDALUS CONSTRUCTION		MACKIE CONSTRUCTION	
ITEM NO.	DESCRIPTION	APPROXIMATE QUANTITY		UNIT PRICE	AMOUNT	UNIT PRICE	AMOUNT	UNIT PRICE	AMOUNT	UNIT PRICE	AMOUNT	UNIT PRICE	AMOUNT
1	MOBILIZATION	1	LS	7,200.00	\$7,200.00	9,683.00	\$9,683.00	7,174.00	\$7,174.00	10,400.00	\$10,400.00	6,061.00	\$6,061.00
2	GENERAL GRADING AND SHAPING	1	LS	2,300.00	\$2,300.00	7,056.00	\$7,056.00	2,750.00	\$2,750.00	4,300.00	\$4,300.00	2,550.00	\$2,550.00
3	EXPLORATORY EXCAVATION (ASSUMED)	5	HR	200.00	\$1,000.00	145.00	\$725.00	9.65	\$48.25	175.00	\$875.00	204.00	\$1,020.00
4	EARTHWORK (HAUL-OFF)	50	CY	18.50	\$925.00	18.90	\$945.00	15.50	\$775.00	20.00	\$1,000.00	29.00	\$1,450.00
5	REMOVE AND REPLACE UNSUITABLE MATERIAL (ASSUMED)	50	CY	40.00	\$2,000.00	52.00	\$2,600.00	5.31	\$265.50	43.00	\$2,150.00	40.80	\$2,040.00
6	REMOVE PAVEMENT	3,830	SY	4.50	\$17,235.00	7.42	\$28,418.60	7.41	\$28,380.30	6.00	\$22,980.00	5.10	\$19,533.00
7	REMOVE, SALVAGE, AND REINSTALL ACCESSIBLE SIGNAGE	1	EA	250.00	\$250.00	140.00	\$140.00	204.00	\$204.00	150.00	\$150.00	96.00	\$96.00
8	REMOVE SIDEWALK	1,010	SF	0.50	\$505.00	0.97	\$979.70	1.07	\$1,080.70	0.95	\$959.50	0.87	\$878.70
9	REMOVE CURB AND GUTTER	440	LF	8.00	\$3,520.00	2.47	\$1,086.80	6.66	\$2,930.40	6.00	\$2,640.00	6.12	\$2,692.80
10	SAW-CUT PAVEMENT - FULL DEPTH	125	LF	4.50	\$562.50	5.31	\$663.75	5.24	\$655.00	4.50	\$562.50	3.57	\$446.25
11	SUBGRADE PREPARATION	3,996	SY	2.20	\$8,791.20	2.08	\$8,311.68	2.75	\$10,989.00	3.00	\$11,988.00	3.06	\$12,227.76
12	CONSTRUCT 7" PC CONCRETE PAVEMENT	3,915	SY	41.00	\$160,515.00	37.70	\$147,595.50	42.50	\$166,387.50	41.00	\$160,515.00	50.45	\$197,511.75
13	CONSTRUCT 5" PC CONCRETE SIDEWALK	730	SF	6.50	\$4,745.00	4.42	\$3,226.60	5.31	\$3,876.30	4.50	\$3,285.00	5.01	\$3,657.30
14	DRILL AND GROUT NO. 5 X 1'-6" TIE BARS @ 4'-0" CENTERS	375	EA	7.00	\$2,625.00	18.60	\$6,975.00	5.80	\$2,175.00	6.00	\$2,250.00	6.73	\$2,523.75
15	CONSTRUCT PERMANENT PAINT MARKING - 4" STALLS	1,650	LF	1.00	\$1,650.00	0.77	\$1,270.50	0.56	\$924.00	0.45	\$742.50	1.02	\$1,683.00
16	CONSTRUCT WHITE CROSSWALK STRIPING	100	LF	10.00	\$1,000.00	2.95	\$295.00	3.34	\$334.00	20.00	\$2,000.00	10.20	\$1,020.00
17	CONSTRUCT ROCK ACCESS ROAD	30	TN	35.00	\$1,050.00	50.00	\$1,500.00	34.80	\$1,044.00	65.00	\$1,950.00	71.40	\$2,142.00
18	CONSTRUCT INLET PROTECTION	3	EA	220.00	\$660.00	177.00	\$531.00	223.00	\$669.00	350.00	\$1,050.00	204.00	\$612.00

				CARLEY CONSTRUCTION LLC		TR CONSTRUCTION		SWAIN CONSTRUCTION INC		DAEDALUS CONSTRUCTION		MACKIE CONSTRUCTION	
ITEM NO.	DESCRIPTION	APPROXIMATE QUANTITY		UNIT PRICE	AMOUNT	UNIT PRICE	AMOUNT	UNIT PRICE	AMOUNT	UNIT PRICE	AMOUNT	UNIT PRICE	AMOUNT
19	INSTALL SALVAGED SIGN WITH 8' GALVANIZED "U" CHANNEL POST	3	EA	300.00	\$900.00	142.00	\$426.00	179.00	\$537.00	250.00	\$750.00	147.86	\$443.58
20	INSTALL ACCESSIBLE SIGN WITH 8' GALVANIZED "U" CHANNEL POST	1	EA	430.00	\$430.00	233.00	\$233.00	195.00	\$195.00	250.00	\$250.00	251.90	\$251.90
21	BARRICADING	1	LS	850.00	\$850.00	590.00	\$590.00	557.00	\$557.00	1,200.00	\$1,200.00	1,248.48	\$1,248.48
22	SEEDING, TYPE "A"	0.25	AC	2,200.00	\$550.00	3,540.00	\$885.00	2,782.00	\$695.50	2,300.00	\$575.00	2,040.00	\$510.00
23	UTILITY RELOCATION ALLOWANCE	1	LS	3,000.00	\$3,000.00	3,000.00	\$3,000.00	3,000.00	\$3,000.00	3,000.00	\$3,000.00	3,000.00	\$3,000.00
24	ROLLED EROSION CONTROL, TYPE II	1,200	SY	1.60	\$1,920.00	1.59	\$1,908.00	1.39	\$1,668.00	1.90	\$2,280.00	1.53	\$1,836.00
25	TREE PROTECTION	6	EA	125.00	\$750.00	132.00	\$792.00	140.00	\$840.00	110.00	\$660.00	77.00	\$462.00
<b>TOTAL BID AMOUNT</b>					<b>\$224,933.70</b>		<b>\$229,837.13</b>		<b>\$238,154.45</b>		<b>\$238,512.50</b>		<b>\$265,897.27</b>



**AGENDA SUMMARY  
SHEET**

**Agenda Item:** Approval of Contract for Millard North High School Locker Replacements

**Meeting Date:** February 3, 2020

**Background/  
Description:** This is a summer project funded with the proceeds from the 2013 bond issue.

Copies of the engineer's letter and the bid tab are attached. A representative of BCDM Architects will be available to answer any questions.

**Action Desired:** It is recommended that the contract for the Millard North High School Locker Replacements be awarded to DeBourgh Manufacturing Company in the amount of \$51,303 and that the Chief Financial Officer be authorized to execute any and all documents related to such project.

**Policy /  
Strategic Plan  
Reference:** N/A

**Responsible Person(s):** Chad Meisgeier, Chief Financial Officer

**Superintendent's Signature:**



15 January 2019

Mr. Chad Meisgeier  
Millard Public Schools  
Don Stroh Administration Center  
5606 South 147<sup>th</sup> Street  
Omaha, NE 68137

RE: MPS North High School Athletic Locker Replacement  
BCDM Project No. 3029-30

Dear Mr. Meisgeier:

On January 14, 2020, bids were received for the above referenced project at the Support Services Center. Per the attached bid tabulation sheet, two (2) bids were received; however, the apparent low bidder (*Patton Equipment Company*) submitted an incomplete bid that did not recognize the Addendum which was issued and was not submitted on the required Bid Form. As a result, the bid of **DeBourgh Mfg. Co. is the low complete bid at \$51,303**. The overall project budget was estimated at **\$65,000** (there are no alternates).

The District has utilized DeBourgh lockers with success across several schools over the years and based upon these experiences we have no reason to believe that the Contractor will not successfully perform on this project. **We would therefore recommend a contract be awarded to DeBourgh Mfg. Co. in the amount of \$51,303.**

Please let me know if you should have any questions or concerns.

Sincerely,



Pat Carson  
Architect, AIA

PC/mmm  
Attachment: Bid Tab

e-copy: File: 3029-30\_2.1



1015 North 98th Street, Suite 300  
Omaha, NE 68114

January 14, 2020

***BID TABULATION - MPS NORTH HIGH SCHOOL ATHLETIC LOCKER REPLACEMENT***

***BCDM NO. 3029-30***

	<b>DEBOURGH MFG</b>	<b>PATTON EQUIPMENT</b>
Lump Sum Base Bid	\$51,303.00	\$34,250.00
Addenda (1)	Yes	No
Bid Security	Yes	Yes

**AGENDA SUMMARY  
SHEET**

**Agenda Item:** Approval of Contract for the Abbott Elementary School Re-Roofing Phase II

**Meeting Date:** February 3, 2020

**Background/Description:** This is a summer project funded with the proceeds from the 2013 bond issue.

Copies of the engineer's letter and the bid tab are attached. A representative of BVH Architecture will be available to answer any questions.

**Action Desired:** It is recommended that the contract for the Abbott Elementary School Re-Roofing Phase II be awarded to White Castle Roofing in the amount of \$130,615 and that the Chief Financial Officer be authorized to execute any and all documents related to such project.

**Policy / Strategic Plan Reference:** N/A

**Responsible Person(s):** Chad Meisgeier, Chief Financial Officer

**Superintendent's Signature:**



# BVH ARCHITECTURE

27 January 2020

Mr. Steve Mainelli  
Millard Public Schools  
Facilities Management  
13906 F St.  
Omaha NE 68137

RE: Millard Public Schools – Abbott Elementary Roof Replacement – Ph. II  
(Roof Area B-2)  
BVH Project No. 19085

Dear Steve,

On Thursday, January 23, 2020, bids were received to replace the Phase II roof section at Abbott Elementary School. The project has no bid alternates.

A total of five (5) bids were received for this work. The low bid received was from White Castle Roofing in the amount of \$130,615.00. White Castle Roofing is an Authorized Roofing Applicator for one of the specified roofing systems, and a Manufacturer's quality award winner. The low total project bid amount is approx. 48% below the original estimate of \$255,000. The Contractor has verified they have everything included.

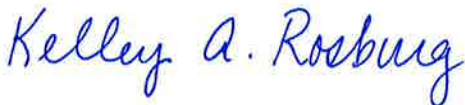
White Castle Roofing has not previously completed any roofing projects for the Millard District. They provided multiple references which included UNL, NDOT and Blair Public Schools. BVH contacted their references; Owner representatives reported positively on their work performance and responsiveness. **Therefore we recommend acceptance of their bid in the total amount of \$130,615 if funds are available.**

Kelley Rosburg from BVH Architecture will be attending the School Board meeting on February 3, 2020 should any questions arise.

A copy of the bid tab is attached.

Respectfully,

BVH ARCHITECTURE



Kelley A. Rosburg, AIA

Enclosure

cc: Jeremy Madson - MPS  
Ryan Hausman – Roofing Solutions

**BVH**ARCHITECTURE

440 N 8th St, Ste 100 Lincoln, NE 68508 / 402.475.4551 // 901 Jones St Omaha, NE 68102 / 402.345.3060



## AGENDA SUMMARY SHEET

**Agenda Item:** Approval of Millard West High School AP Capstone Preliminary Program Proposal

**Meeting Date:** February 3, 2020

**Background/  
Description:**

The Millard West Site Plan (approved March 26, 2019) states in Strategy 1: “We will incorporate innovative learning opportunities to attract and retain students.” The action team set as a specific result: “Implement innovative opportunities unique to Millard West High School that promote College and Career Readiness.” At the March 26, 2019 site team meeting, it was approved to research the AP Capstone as a possible Program of Choice. The development of the AP Capstone aligns with the Board of Education Policy 10,000.1 and, if approved, would be designed to retain and attract enrollment and allow Millard West to have its own Program of Choice.

**Action Desired:** Approval of Millard West High School AP Capstone Preliminary Program Proposal

**Policy / Strategic Plan**

**Reference:** Policy 10,001

District Parameter:

No new program, course, and/or service will be added unless:

- it meets a clearly demonstrated, mission-related need;
- it survives a cost-benefit analysis;
- its impact on other programs/courses/services is addressed;
- adequate staffing, staff development, funding, and facilities are provided;
- it contains an evaluation procedure.

**Responsible Person:** Dr. Heather Phipps, Dr. Tony Weers, Dr. Kara Hutton, Dr. Greg Tiemann

**Superintendent’s Signature:**



## **Millard West High School AP Capstone Preliminary Program Proposal**

### **I. Introduction**

The School Improvement Team at Millard West High School is proposing offering the AP Capstone Diploma program beginning in the fall of 2021. The program would encompass the existing Millard curriculum. In addition, the program will help students to:

- Foster College and Career readiness through research, argumentation, and communication skills.
- Have a comprehensive program to combine the knowledge and skills among the AP coursework.
- Challenge students academically and allow them to pursue a specific research topic.
- Collaborate on their research topics with higher education faculty and/or local community leaders.
- Develop into self-confident, independent thinkers prepared for higher education.
- Demonstrate to colleges student research and writing ability through a 4,000 to 5,000 word scholarly research paper.
- Demonstrate to colleges the research, writing, and collaboration skills necessary to complete college.
- Attainment of college-level course credit in high school.

The Millard West Site Plan (approved March 26, 2019) states in Strategy 1: “We will incorporate innovative learning opportunities to attract and retain students.” The action team set as a specific result: “Implement innovative opportunities unique to Millard West High School that promote College and Career Readiness.” At the March 26, 2019 site team meeting it was approved to research the AP Capstone as a possible Program of Choice. The development of the AP Capstone aligns with the Board of Education Policy 10,000.1 and would be designed to retain and attract enrollment and allow Millard West to have its own Program of Choice.

The need for Strategy 1 was highlighted by the Site Team during the data retreat, Site Plan rewrite, and in the process of writing Action Plans.

- The Millard West site plan has strategies to incorporate innovative learning opportunities to attract and retain students. In the Millard Public Schools, Millard West is the only school to not offer a Program of Choice (i.e. IB Programme at Millard North and Early College at Millard South). The Site Plan addresses the



need to raise academic achievement by incorporating more innovative, alternative learning options to provide more engaging opportunities for all students.

- Millard West is seeing a decline in enrollment due to boundary adjustments and programs offered at other schools. The building had reached capacity in the 2017-18 school year with 2,500 students. In the fall of 2019 there are 2260 students enrolled.
- Millard West has a strong AP Culture and many students take advantage of the curriculum opportunities valued by colleges. Many students at Millard West earn scores of 3 or higher on AP tests, challenging themselves to the higher standards essential to their success in college, career, and beyond.

The program will benefit Millard West High School and the Millard Public Schools by:

- Allowing Millard West to differentiate itself with a program of choice by offering an innovative diploma program and two exclusive courses: AP Seminar and AP Research.
- Collaborating on their research topics with higher education faculty and/or local community expert advisors.
- Developing teachers in their skills through training in a student-centered classroom environment.
- Offering a flexible plan for students to take advantage of more AP courses.

## **II. Program Description and Philosophy**

The College Board's AP Capstone is a college-level program based on two courses - AP Seminar and AP Research. The two courses encompass all the knowledge and skills of AP courses and enhance them into further practice of thinking independently, writing effectively, research, collaboration, and learning across disciplines. AP Seminar is designed to evaluate academic conversations and AP Research is designed to contribute to academic conversations.

Students who earn scores of 3 or higher in AP Seminar and AP Research and on four additional AP Exams of their choosing receive the AP Capstone Diploma. Students who earn scores of 3 or higher in both AP Seminar and AP Research but not on four additional AP Exams receive the AP Seminar and Research Certificate.

The design of AP Capstone is for it to be easily implemented and flexible. Students can independently choose their own pathway and research project based on their abilities and interests.

The implementation of the AP Capstone requires adherence to program policies and exam procedures. Schools must submit an application and be approved to join the AP Capstone program. However, no school application or registration fees are required, and no ongoing fees are charged by the College Board to participating schools or districts. Professional development is offered by select AP Summer Institutes throughout the summer and is required for all AP Seminar and AP Research instructors. The training is not an annual requirement.

The calendar for the AP Capstone program at Millard West will be the same as other Millard high schools.

### **III. Program Goals**

The goal of the AP Capstone program is to develop independent research, collaborative teamwork, and communication skills valued by college. Our goals as a school would be to:

- Allow Millard West to differentiate itself by offering an innovative diploma program and two exclusive courses: AP Seminar and AP Research.
- Build greater coherence and vertical alignment systems between AP coursework.
- Challenge students academically, going beyond the curriculum to pursue a specific research topic.
- Demonstrate to college students with the research, writing, and collaboration skills necessary to not only complete college but use the transferable skills in higher level research or internship opportunities.
- Attainment of college-level dual course credits in high school.
- Increase enrollment at Millard West High School.

### **IV. Objectives and Action Steps**

- August 31, 2019 - Submit Phase 1 to the Superintendent to be reviewed and presented to the Executive Cabinet.
- In the Fall of 2019, arrange a school visit with a team of administrators, teachers, and counselors.
- If the Program of Choice concept is approved to go to Phase 2 - Submit to the Millard Board of Education for approval at the February 2020 Board of Education meeting.
- By December, 2020 - Apply to participate in the AP Capstone Diploma Program.
- Once Millard West is an approved AP Capstone Diploma school, the Millard West publicity committee will come up with a marketing plan including social media, MPS

app, open house, websites, postcards, mailers, videos and featured new articles. The most successful strategy may be videos of what students are doing in AP Capstone programs around the country.

- Compile lists of incoming 9th grade students in Honors 8, HAL programs, and use data to determine potential students to distribute communication and advertising materials.
- Communicate with building stakeholders, staff, leadership groups, parent groups, and the School Improvement Team, explaining the program and the implementation timeline.
- January 2021 - Present AP Capstone as an extension of or introduction to AP Coursework for AP Capstone advisement and course pathways - (Class of 2024 on)
- Develop teacher recommendations tailored to AP Capstone characteristics and requirements.
- Plan classroom visits by school leaders, counselors and current AP Capstone students to talk about the benefits of the program, how the program works, and how it fits into their schedules.

## V. Curriculum and Instructional Program

### A. Alignment to District Standards and Indicators

- a. The two exclusive courses AP Seminar and AP Research align with all coursework currently tied to the MEP curriculum. Students pursue a specific research topic from the background knowledge of all courses.
- b. The two exclusive courses in AP Seminar and AP Research are a demonstration of the research, writing, and collaboration skills transferred from the MEP curriculum.
- c. College and Career Readiness Indicators

### B. Curriculum Materials

- a. AP Seminar and AP Research Course and Exam Description - \$142.00/per exam
- b. AP Digital Portfolio - \$0
- c. Academic papers from the National Conferences of Undergraduate Research (NCUR)
- d. Published Materials
  - i. Johnson, June. *Global Issues, Local Arguments*. New York: Longman, 2014.
  - ii. Lunsford, Andrea A. et al. *Everything's an Argument*. 7th edition. Bedford/St. Martin's, 2016.
  - iii. Palmquist, Mike. *The Bedford Researcher*. 4th edition. Boston, MA: Bedford/St. Martin's, 2012.
- e. Turnitin.com site license - \$5,700

### C. Support Programs

- a. Discipline-Specific Expert Advisors - Millard West faculty or community members who aid in the research and sit on an oral defense panel.
- b. AP Research as a Blended Learning course using Canvas

## **VI. Detailed Proposed Budget**

- A. Staff needed and certification required - In the Fall 2021 - two sections for AP Seminar (.33 FTE). In the Fall of 2022 - two sections for AP Research (.67 FTE to allow for teaching and a lead teacher position). AP Seminar and AP Research teachers aren't required to have specific content-area certification unless this is stipulated for courses offered as dual enrollment.
- B. Training costs - Professional development funding for AP Capstone teachers and Teacher Librarian to attend AP Summer Institute sessions. The cost of the training is approximately \$2,000 / person. The institute sessions are approximately 30 hours. Compensation and/or release time for teachers to take online scoring training and score students' through-course assessments.
- C. Curriculum materials -- The library will need to have online tools such as EBSCO, JSTOR, and ProQuest.
- D. Equipment needs - One-to-one access to computers or laptops during AP Seminar and AP Research class time. Digital Recording equipment and software.
- E. Supplies - General reference materials.
- F. Facility modifications - Classroom furniture that facilitates group instruction and student collaboration.
- G. Other program needs
  - a. Time for students to give their multimedia presentation.
  - b. Time before or after school, or on weekends, for students to take a practice AP Seminar End of Course Exam
  - c. Time during faculty meetings to explain the AP Capstone program and align curriculum with AP courses
  - d. Staff designated to support students enrolled in the AP Capstone program (i.e. counselor, expert advisor, school psychologist, media specialist).
  - e. Release time for teachers to Interview candidates and be AP readers
  - f. Meetings with parents to talk about the AP Capstone program.

## **VII. Detailed Facility Needs**

The AP Capstone will include self-contained classrooms designed to encourage student collaboration. No special classroom space is needed.

### **VIII. Student Assessments (beyond district and state assessments)**

AP Seminar: Students take an end of course exam in May (in the AP Exam administration window) administered by the AP Coordinator following the same procedures and guidelines as well as all other Advanced Placement Exams. The exam consists of four items (three short-answer and one essay question). The three short-answer questions assess analysis of an argument in a single source or document. The essay question assesses students' skills in synthesizing and creating an evidence-based argument. The components all contribute to a final AP score on a scale of 1-5.

AP Research: There is no end-of-course written exam for AP Research. Instead, students will be assessed on performance tasks that are based on a yearlong research project: an academic paper (students will submit online for scoring through an AP Digital Portfolio), a presentation, and an oral defense of the research. The components all contribute to a final AP score on a scale of 1-5.

### **IX. Student Services Needs**

Students will register through the general process for the AP Seminar and AP Research courses. There are no preliminary courses or programs required.

### **X. Communication Plan**

In order to create and communicate an understanding of the proposed AP Capstone Program we will communicate it by the following:

- Once Millard West is an approved AP Capstone Diploma school, the Millard West publicity committee will come up with a marketing plan including social media, MPS app, open house, websites, postcards, mailers, videos and featured new articles. The most successful strategy may be videos of what students are doing in AP Capstone programs around the country.
- Compile lists of incoming 9th grade students in Honors 8, HAL programs, or use data for potential students to distribute communication and advertising materials.
- Communicate with building stakeholders, staff, leadership groups, parent groups, and the School Improvement Team, explaining the program and the implementation timeline.

### **XI. Parent Involvement Plan**

Effective parent involvement and participation in the school will be important as it is with any of our classes that stretch a student to higher standards. The point of emphasis we want to bring is what colleges value and the direct benefits with the time that will be invested. This will be communicated through information sent home and information nights.

Parents will have responsibilities to support students with homework which will be communicated through the course syllabus.

## **XII. Program Evaluation Plan**

In years 1-4 an internal program evaluation will take place through a stakeholder survey. The survey will be reviewed by the School Improvement Team.

As with any Program of Choice approved by the Board of Education, in year 5 there will be a formal Program Evaluation conducted by the Department of Assessment, Research, and Evaluation.

**Agenda Item:** School Calendar for 2021-2022

**Meeting Date:** February 3, 2020

**Background/Description:** 2021-2022 Student School Calendar

Creation of school calendars is based on past recommendations from the Board of Education.

1. Each semester will have a balanced number of days. First semester will end at winter break.

<b>Year</b>	<b>Semester 1</b>	<b>Semester 2</b>	<b>Start Date Sem 1</b>	<b>Start Date Sem 2</b>
2021-2022	88	91	Wed Aug 11	Wed Jan 5
<a href="#">2020-2021</a>	88	91	Mon Aug 10	Mon Jan 4
<a href="#">2019-2020</a>	88	91	Mon Aug 12	Mon Jan 6
<a href="#">2018-2019</a>	88	91	Mon Aug 13	Mon Jan 7
<a href="#">2017-2018</a>	90	90	Thur Aug 10	Mon Jan 8
<a href="#">2016-2017</a>	90	90	Wed Aug 10	Thur Jan 5
<a href="#">2015-2016</a>	89	91	Mon Aug 10	Mon Jan 4
<a href="#">2014-2015</a>	89	91	Mon Aug 11	Mon Jan 5
<a href="#">2013-2014</a>	89	91	Mon Aug 12	Mon Jan 6
<a href="#">2012-2013</a>	87	93	Wed Aug 15	Thur Jan 3
<a href="#">2011-2012</a>	90	90	Wed Aug 10	Thur Jan 5

2. Four placeholder days will be noted at the end of the calendar and will be used for the first four snow days that are taken.
3. School should dismiss by Memorial Day.

**Action Desired:** Approval of the 2021-2022 Calendar

**Policy / Strategic Plan Reference:** Each year, the Board of Education shall approve a school calendar for the ensuing two years. (Policy 6020)

**Responsible Person(s):** Dr. Kim Saum-Mills

**Superintendent's Signature:**



## 2021-2022 School Calendar

*\*Middle and high school calendars may vary and are available on building websites.*

AUGUST					15
M	T	W	Th	F	
2	3	4	5	6	
9	10	11	12	13	
16	17	18	19	20	
23	24	25	26	27	
30	31				

SEPTEMBER					21
M	T	W	Th	F	
		1	2	3	
6	7	8	9	10	
13	14	15	16	17	
20	21	22	23	24	
27	28	29	30		

OCTOBER					8/10
M	T	W	Th	F	
				1	
4	5	6	7	8	
11	12	13	14	15	
18	19	20	21	22	
25	26	27	28	29	

NOVEMBER					19
M	T	W	Th	F	
1	2	3	4	5	
8	9	10	11	12	
15	16	17	18	19	
22	23	24	25	26	
29	30				

DECEMBER					15
M	T	W	Th	F	
		1	2	3	
6	7	8	9	10	
13	14	15	16	17	
20	21	22	23	24	
27	28	29	30	31	

JANUARY					18
M	T	W	Th	F	
3	4	5	6	7	
10	11	12	13	14	
17	18	19	20	21	
24	25	26	27	28	
31					

- Aug. 11 First Day for Students
- Sept. 6 No School - Labor Day
- Oct. 12 End of First Quarter
- Oct. 13-15 No School - Conferences/Work Day/Prof Development
- Nov. 24-26 No School - Thanksgiving Break
- Dec. 21 First Semester Ends
- Dec 22-Jan 4 Winter Break
- Jan. 5 Second Semester Begins
- Jan. 17 No School - Martin Luther King Jr. Day
- Feb. 16-18 No School - Conferences/Work Day/Prof Development
- Feb. 21 No School - Presidents' Day
- Mar. 18 End of Third Quarter
- April 4-8 Spring Break
- May 6 Half-Day for Middle Schools (5th Grade Orientation)
- June 1 Last Day of School (Half Day)
- May 28 Graduation
- May 30 Memorial Day

This calendar includes four days of school during 4th quarter that may be used in case of inclement weather. If fewer (or more) days are used, **the last day of school will be adjusted accordingly.**

Quarter Dates/Student Days		
Oct. 12	44 days	
Dec. 21	44 days	88
Mar. 18	48 days	
May 27	43 days	91
<b>Total</b>	<b>179 days</b>	

- No School for Students
- Make-up snow days (May 26-June 1)**

FEBRUARY					16
M	T	W	Th	F	
	1	2	3	4	
7	8	9	10	11	
14	15	16	17	18	
21	22	23	24	25	
28					

MARCH					14/9
M	T	W	Th	F	
	1	2	3	4	
7	8	9	10	11	
14	15	16	17	18	
21	22	23	24	25	
28	29	30	31		

APRIL					16
M	T	W	Th	F	
				1	
4	5	6	7	8	
11	12	13	14	15	
18	19	20	21	22	
25	26	27	28	29	

MAY					18
M	T	W	Th	F	
2	3	4	5	6	
9	10	11	12	13	
16	17	18	19	20	
23	24	25	26	27	
30	31				

JUNE					0
M	T	W	Th	F	
		1	2	3	
6	7	8	9	10	
13	14	15	16	17	
20	21	22	23	24	
27	28	29	30		

JULY					0
M	T	W	Th	F	
				1	
4	5	6	7	8	
11	12	13	14	18	
18	19	20	21	22	
25	26	27	28	29	



**AGENDA SUMMARY SHEET**

**Agenda Item:** Approval of 10th Grade Writing Assessment Cut Score

**Meeting Date:** February 3, 2020

**Background/****Description:**

As shared with the Board of Education on April 16, 2018, a complete review and revision of the K-12 Millard Writing Assessment has been underway and is being implemented with a phase-in approach. The 10th grade assessment continues to be a graduation requirement and was implemented this year. With the support of a psychometric consultant from ACS Ventures and a team of MPS teachers, proposed cut scores were set in order to classify students in one of three achievement levels and are ready for Board approval.

Composition of the Assessment:

College & Career Ready Writing Assessment - 57 possible pts

A) Multiple choice items - 20 items - 20 possible pts

B) Text-based writing task (argumentative) - 37 possible pts

Proposed Cut Scores:

<i>Achievement Level</i>	<i>Points</i>	<i>Results</i>
Developing	0-32	12%
Meets Expectations*	33-44	63%
Exceeds Expectations	45-57	25%

\*NOTE: with at least 20 points coming from the writing task

This writing assessment is administered in the Fall and typically takes 70-90 minutes.

**Action Desired:** Approval of 10th Grade Writing Assessment Cut Score

**Policy /****Strategic Plan****Reference:**

Objective: All students will meet or exceed district and state standards; the achievement gap between subgroups will decrease annually; and overall performance on district, state, and national assessments will increase annually.

**Responsible****Person(s):**

Dr. Darin Kelberlau, Dr. Heather Phipps

**Superintendent's Signature:**


## **10th Grade Writing Assessment Overview**

The assessment covers Millard ELA Writing Standards and is aligned to the types of writing students are asked to complete for the ACT, AP and IB Exams, and in professional, technical, and higher education environments. Because students must learn and apply writing skills and strategies in order to communicate, the writing assessment is composed of a set of multiple choice items (assessing learned skills) and a writing task (assessing application of the skills and strategies).

The students read a short passage and then write an argumentative response to a prompt. The assessment is done on demand in one supervised sitting- not over a period of time.

- Part One: Multiple choice items (20) that on average takes 15-20 minutes
- Part Two: A writing task that on average takes 60 minutes

As in the past, the papers are then scored based on a rubric developed by MPS teachers. The assessment has been piloted, implemented and scored for the first time, and is now ready for your approval of cut scores.

Attached is the full report from ACS Ventures for reference.



# Millard Public Schools Grade 10 Writing Assessment Standard Setting

Draft Report

December 27, 2019

**Submitted by:**

Susan Davis-Becker, Ph.D.

410.845.7540

[sdavisbecker@acsventures.com](mailto:sdavisbecker@acsventures.com)

## Introduction

The purpose of this report is to document the procedures and analyses undertaken to assist the Millard Public Schools (MPS) in setting the cut score for the Grade 10 Writing Assessment. The report summarizes the procedures and the results of a standard setting study conducted November 25, 2019. The report presents recommendations based on the study results for MPS setting the final cut score. The cut score adopted by policymakers will serve to identify the high school students who have attained the Writing knowledge and skills expected in MPS.

The Millard Writing Assessment is designed to evaluate students' writing skills via 20 multiple-choice items and one Writing task. Performance on the Writing Assessment is reported based on three performance categories: *Developing*, *Meets Expectations*, and *Exceeds Expectations* (see Appendix A). The multiple-choice items are scored as correct/incorrect and the writing task is scored based on a rubric (max of 37 points, see Appendix B). Scores from the two sections are combined to determine students' total test score.

## Standard Setting Approach

The standard setting activities in this study were designed to provide MPS with estimates for setting passing standards for three proficiency levels: *Developing*, *Meets Expectations*, and *Exceeds Expectations*. Determining which scores on the writing assessment correspond to each performance level requires estimating two cut scores (to divide the full score range into three parts). Each recommended range of cut scores is based on the three methods for estimating a cut score that were used in this study. Each method relies on different assumptions. The use of multiple independent methods provides more information about a defensible range of cut scores than would result from the use of only one method. These methods are a) the professional judgment method (Hofstee, 1983); b) the modified contrasting groups method (Livingston & Zieky, 1982); and c) the Angoff and analytic judgment method (Plake & Hambleton, 2001). . Each of these methods is described briefly below.

### Professional Judgment

This method was a variation on Hofstee (1983) and entailed asking teachers to estimate the percentage of tenth grade students that would be in each of the three achievement levels: *Developing*, *Meets Expectations*, and *Exceeds Expectations*.

### Contrasting Groups

The Contrasting Groups approach (Livingston and Zieky, 1982) entailed asking teachers to make classification predictions for each of the students in their classes. Specifically, for each of the students within the classes they were teaching this year, panelists were asked to indicate the achievement level in which they were expected to perform. Scores from adjacent groups were then used to calculate the recommended cut scores at the point that reduces student misclassification.

### Angoff and Analytic Judgment

The third approach involved two methods – one for each section of the test. The Angoff (1971) method is an item-level, test-based methodology that is used to systematically apply the description of a student (who is transitioning from one achievement level to the next) to recommend cut scores for a test. Panelists judge how students with the minimum knowledge and skills necessary for a given achievement level would perform on the test. Panelists applied this methodology to the multiple-choice section of the Writing test.



The Analytic Judgment method is a modification of the method described by Plake and Hambleton (2001). This method entails asking teachers to classify student papers into defined categories. Scores assigned to papers are not revealed to the panelists. There are two parts to this classification – classifying each paper into the identified performance level and then selecting papers that represent the transition points (*Developing to Meets Expectations, Meets Expectations to Exceeds Expectations*).

The results from these two methods (Angoff and Analytic Judgment) were combined to determine the total recommended cut score.

## Standard Setting Process

### Participants

A total of 14 Writing educators participated in the workshop. These educators were selected by MPS to represent the larger population of high school writing teachers across the Millard schools. Three of the panelists held bachelor's degrees, seven held master's degrees, and two held Doctorate degrees. The panel had an average of 15 years of experience in education. One panelist participated in the training and the first two methods but had to leave the study before completing the third. See Appendix C for more details on the expert panelists.

### Training

The workshop began with introductions by Dr. Darin Kelberlau who welcomed the panel and described the importance of the standard setting task. Susan Davis-Becker (ACS facilitator) then discussed the process that would be followed in the standard setting and expectations for participation. Millard's content expert, Jan Dahlgaard, then reviewed the Millard Writing Scoring Rubric used to evaluate the writing responses.

Davis-Becker introduced the concept of the “barely” students (*“Barely” Meets Expectations, “Barely” Exceeds Expectations*) who had the knowledge and skills representative of the transition points into an achievement level. The panel then had the opportunity to discuss the differences in expectations by contrasting the critical elements within the achievement level descriptors (see Appendix A). Specifically, panelists were asked to identify the skills that differentiated the adjacent performance categories. During this part of the process, the facilitator recorded the ideas on an electronic form and the rest of the panel had the opportunity to review, comment and discuss on their colleagues' ideas. The final version of these descriptors was printed and distributed to the panelists for the remaining standard setting activities (see Appendix D).

### Professional Judgment

The first standard setting task was to complete the initial estimates. These initial estimates represented the data used in the Professional Judgment method. Specifically, panelists were asked to respond to the following question:

*Given your experience with high school students in Millard Public Schools, what percent of students do you believe have the knowledge and skills described at each level?*

The facilitator collected these judgements and determined the recommended cut score by mapping the expectations (percent of students in each achievement level) to the overall results for all Millard high school



students who took the Writing assessment in the Fall of 2019. The cut scores that best replicated(?) the expected score distribution were identified as the recommendations from this method.

### Contrasting Groups

The second standard setting task was to ask each panelist to make judgments about the performance of their students and identify the achievement level they felt best characterized each student's Writing knowledge and skills. Specifically, each panelist was presented with a list of the high school Writing students they were currently teaching and asked to identify the achievement level they felt best characterized each student. The Millard Assessment team provided the results of this classification task by providing ACS with the scores for all students classified within each achievement category. The teachers did not know how their students performed on the assessment at the time that they made these achievement level classifications.

The cut scores that resulted from the modification of the Contrasting Groups method represent the value between the mean scores from adjacent groups that resulted in the fewest classification errors. In this application, these adjacent groups were (1) the *Developing* and *Meets Expectations*, and (2) the *Meets Expectations* and *Exceeds Expectations*.

### Angoff & Analytic Judgment Method

The third standard setting task was for panelists to complete the Angoff and Analytic Judgment methods. To complete the Angoff judgments, panelists were presented with the full set of multiple-choice items (20) and asked to consider the following questions for each item:

- Would you expect a student who barely *Meets Expectations* (i.e., just moved up from *Developing*) to answer this item correctly? *If no,*
- Would you expect a student who barely *Exceeds Expectations* (i.e., just moved up from *Meets Expectations*) to answer this item correctly?

The recommended cut scores from the Angoff method were determined by computing the number of multiple-choice items each panelist thought the barely *Meets Expectations* student and the barely *Exceeds Expectations* students would answer correctly.

To complete the Analytic Judgments, panelists were presented with a sample of 33 papers and asked to classify each paper as *Developing*, *Meets Expectations*, or *Exceeds Expectations*. Once the initial classification had been completed, each panelist then identified two papers characteristic of each "barely" student (Barely Meets Expectations, Barely Exceeds Expectations). Following this activity, the average score for all papers within each achievement level were averaged and the median score (between the two averages) was estimated. In addition, the scores of the papers selected to be characteristic of each "barely" student were estimated.

### Scoring Discussion

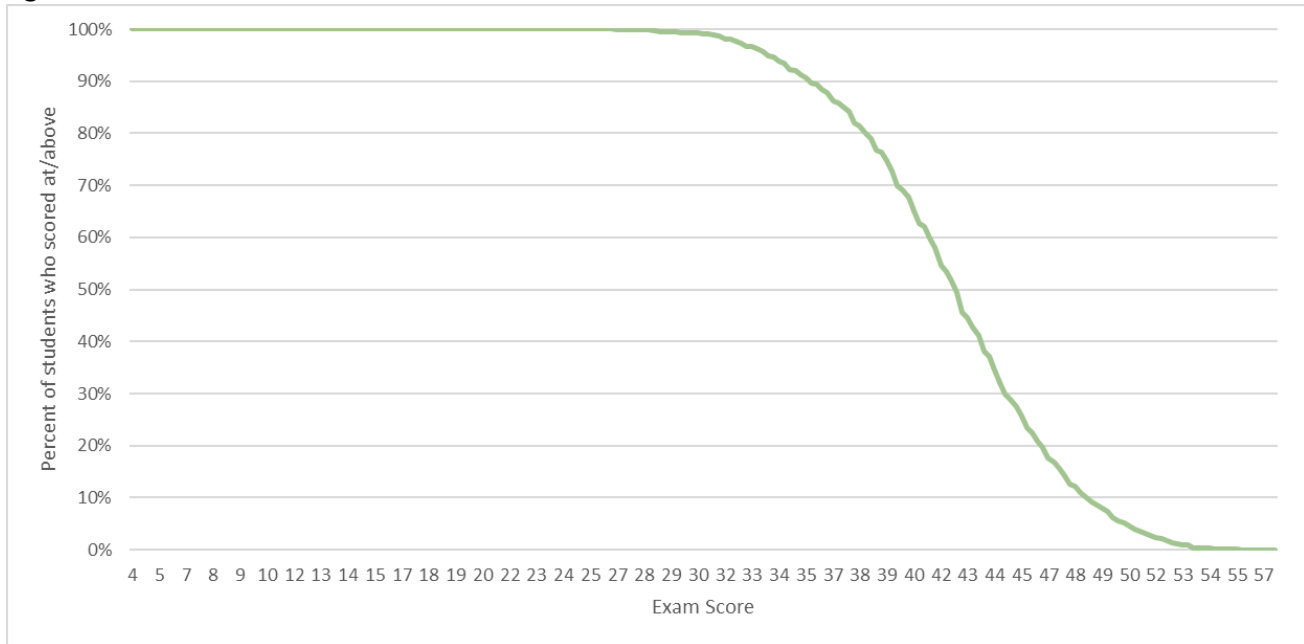
At the end of the standard setting process, the Millard Assessment, Research, and Evaluation team facilitated a discussion among the panelists about the scoring of the entire assessment and minimum expectations. The scores from the two sections were combined using natural weighting. Specifically, because the multiple-choice section is worth up to 20 points, the score from this section makes up 35% of the total score (20/37) and the writing task makes up 65% of the total score. The discussion centered around the first round of results and whether students could achieve the *Meets Expectations* cut score primarily driven by their score on the multiple-choice section. The Millard team collected the opinions of the panel for consideration when making the final cut score decision.



## Results

The performance of Millard high school students on the Writing assessment is shown in Figure 1. For all possible scores on the Writing assessment, the figure shows the percent of students who scored at that level or higher. This is based on the results of equating all forms of the Writing assessment (see Appendix E).

**Figure 1. Pass Rate Distribution**



The results of the Initial Estimates are shown in Table 1. On average, the panelists indicated that of the high school writing students in Millard, 15% were *Developing*, 67% were *Meets Expectations*, and 18% were *Exceeds Expectations*. These averages were then applied to the pass rate distribution shown in Figure 1 and the cut scores that most effectively recreated the score distribution were 35 and 47 for *Meets Expectations* and *Exceeds Expectations*, respectively.

**Table 1. Initial Estimates Results and Recommended Cut Scores.**

	Average	SEM	Recommended Cut Score	Impact
<b>Developing</b>	15%	0.01		14%
<b>Meets Expectations</b>	67%	0.03	35	69%
<b>Exceeds Expectations</b>	18%	0.02	47	17%

The results of the Contrasting Groups are shown in Table 2. Specifically, the test scores of all students classified within each achievement level (equated scores) were combined to determine the average score of students within each level. The cut scores were determined by finding the point between the two averages of each level (e.g., *Meets Expectations* cut score = middle between average score in *Developing* and *Meets Expectations*) that resulted in the highest percent of classifications (i.e., impact paralleled teacher predictions). The impact then represents the percent of all students that would be classified within each achievement level.



**Table 2. Contrasting Groups Results and Recommended Cut Scores**

	Count	Average Equated Score	Cut Score (Contrast Point)	Impact
<b>Developing</b>	81 (16%)	32.07		1%
<b>Meets Expectations</b>	314 (63%)	40.23	31	78%
<b>Exceeds Expectations</b>	105 (21%)	44.75	46	21%

The results of the third approach (Angoff and Analytic Judgment Methods) are shown in Table 3 below. For each cut (Barely Meets, Barely Exceeds), the table shows the minimum, maximum, and average recommended cut scores. The variance in each set of recommendations is used to calculate the standard error of measurement (SEM) and this value is used to create the range of recommended cut scores (average  $\pm$  2 SEM). These values are calculated for the multiple-choice results (Angoff), the writing task (based on the selected papers and all papers), and then these values are combined for the total cut score (based on the selected papers and all papers).

**Table 3. Angoff and Analytic Judgment Results and Recommended Cut Scores**

	Min	Max	Average	SEM	Range
<b>Barely Meets</b>					
<b>Multiple Choice</b>	8	15	10.77	0.60	10 - 12
<b>Writing task (Selected Papers)</b>	17.25	27.75	24.74	0.79	23 - 26
<b>Writing task (All papers)</b>	22.02	23.40	22.68	0.13	22 - 23
<b>Total (Selected papers)</b>	30.25	39.38	35.51	0.82	34 - 37
<b>Total (All papers)</b>	30.02	37.99	33.45	0.69	32 - 35
<b>Barely Exceeds</b>					
<b>Multiple Choice</b>	13	20	17.54	0.58	16 - 19
<b>Writing task (Selected Papers)</b>	23.75	31.375	27.96	0.78	26 - 30
<b>Writing task (All papers)</b>	27.13	29.00	28.06	0.17	28 - 28
<b>Total (Selected papers)</b>	40	51	45.50	0.90	44 - 47
<b>Total (All papers)</b>	40.60	49.00	45.60	0.66	44 - 47

The results of all three approaches are shown in Table 4 below. The first set of light green cells represent the recommendations for the *Meets Expectations* cut score and the darker green cells represent the recommendations for the *Exceeds Expectations* cut score.





**Table 4. Combined Results of Standard Setting Approaches**

Exam Score	Initial Estimates	Contrasting Groups	Angoff/Analytic Judgment
23			
24			
25			
26			
27			
28			
29			
30			
31		31	31 - 36
32			
33			
34	35		
35			
36			
37			
38			
39			
40			
41			
42			
43			43 - 48
44			
45			
46	46	46	
47			
48			
49			
50			
51			
52			
53			
54			
55			
56			
57			



## Final Decision

Millard Assessment, Research, and Evaluation team reviewed the results of the standard setting and selected cut scores of 33 and 45 for the *Meets Expectations* and *Exceeds Expectations*, respectively. In addition, because the total score represents a combination of the two parts of the assessment (multiple-choice and writing task), they determined that a test taker would need to achieve a score of at least 20 (out of 37 total possible points ) on the Writing task to be classified as *Meets Expectations*. This decision was made based on a conversation with the standard setting panel and review of the expected impact. The impact of applying these cut scores and the threshold for the writing task score is expected to result in 12% of students being classified as *Developing*, 63% classified as *Meets Expectations*, and 25% classified as *Exceeds Expectations*.

## References

- Angoff, W. H. (1971). Scales, norms, and equivalent scores. In R. L. Thorndike (Ed.), *Educational Measurement, 2nd Edition*, Washington, DC: American Council on Education.
- Hofstee, W. K. B. (1983). The case for compromise in educational selection and grading. In S. B. Anderson and J. S. Helmick (Eds.), *On educational testing* (pp. 109-127). Washington, DC: Jossey-Bass.
- Livingston, S. A., & Zieky, M. J. (1982). *Passing scores: A manual for setting standards of performance on educational and occupational tests*. Princeton, NJ: Educational Testing Service.
- Plake, B. S. & Hambleton, R. K. (2001). The analytic judgment method for setting standards on complex performance assessments. In G. J. Cizek (Ed.), *Standard setting: Concepts, methods, and perspectives* (pp. 283-312). Mahwah, NJ: Erlbaum.



## Appendix A: Millard Writing Achievement Level Descriptors

### Level III - Exceeds Expectations

Level III student performance in writing reflects high academic application of the Six Traits of writing and thorough understanding of the various modes of writing at the tenth grade level.

Students will apply without prompting the writing process to plan, draft, revise, edit, and publish using correct standard conventions; and independently interpret writing prompts to determine their writing purpose and the expectations of the audience. Students will generate a draft by synthesizing ideas relevant to the topic, purpose, and genre; and composing paragraphs with sentences of varying length and complexity. Students will analyze and evaluate models and examples (their own and others') of various genres of writing in order to create similar pieces. Students will use unique and creative structures and figurative language based on audience, purpose, and medium in writing. The voice of the writer is precise, active, and natural. The students will skillfully and independently write using well-crafted, cohesive organization; sophisticated internal and external transitions, and naturally-integrated evidence from outside sources—appropriate to the task.

### Level II - Meets Expectations

Level II student performance in writing reflects satisfactory application of the Six Traits of writing and sufficient understanding of the various modes of writing at the tenth grade level.

Students will use the writing process to plan, draft, revise, edit, and publish using correct standard conventions; and interpret writing prompts to determine their writing purpose and the expectations of the audience. Students will generate a draft by selecting and organizing ideas relevant to the topic, purpose, and genre; and composing paragraphs with sentences of varying length and complexity. Students will analyze models and examples (their own and others') of various genres of writing in order to create similar pieces. Students will use appropriate structure language based on audience, purpose, and medium in writing. The voice of the writer is active. The students will write using cohesive organization, effective transitions, and integrated evidence from outside sources—appropriate to the task.

### Level I - Developing

Level I student performance in writing reflects unsatisfactory application of the Six Traits of writing and basic understanding of the various modes of writing at the tenth grade level.

Students will inconsistently use the writing process to plan, draft, revise, edit, and publish a piece of writing. High School students performing at Level I misuse of writing conventions impedes readability of the writing product. There is minimal evidence of editing or revision. Attempts at interpreting writing prompts to determine their purpose and the expectations of the audience is weak and unsatisfactory. Students struggle in selecting and organizing ideas relevant to topic, purpose, and genre of drafts; and composing paragraphs with sentences of varying length and complexity. Students may summarize models and examples (their own and others') of various genres of writing in order to create similar pieces. Students use inadequate structure and language based on audience, purpose, and medium in writing. The voice of the writer is neither precise or active. The students will write using elementary organization, ineffective transitions, and limited or awkward integration of evidence from outside sources—appropriate to the task.



## Appendix B: Writing Task Scoring Rubric



Scoring Rubric



## Appendix C: Panelist Information

The table below includes demographic information for the panelists who participated in the standard setting study.

Name	Position	School	Grades	Years	Highest Degree
JT Gracbeck	Teacher	West HS	10	6	Masters
Leslie Erwin*	English Teacher, dept head	Millard North HS	12	20	Masters
Beth Rips	English Teacher	Millard West	10, 11, 12	24	Doctorate
Tom Knoblauch	Language Arts Teacher	Millard North HS	10, 11, 12	2	Masters
Jacqueline Bass	HS English Teacher	Millard South	10, 11, 12	6	Masters
Sarah Wolfe	English teacher	Millard South	10, 11, 12	11	Masters
Steve Kerkman	ELA Dept Head, Teacher	Millard South	11, 12	22	Masters
Joanne Miller	English Teacher	Millard South HS	10	25	Masters
Mary Kay Desjardins	Teacher	Millard South	10,12	9	Bachelors
Kara Radtke	Language Arts Teacher	Millard West	9, 10	6	Masters
Matt Smith	Teacher	Millard West	10, 11, 12	24	Bachelors
Kelly Welsh	Teacher - Language Arts	Millard North HS	10	30	Doctorate
Marie Severin	English Teacher	Millard North HS	9, 10	2	Bachelors
Lloyd Hoshaw	English Dept Head, Teacher	Millard West	11, 12	22	Masters

\* Had to leave the study due to professional responsibilities after completing the training, professional judgment, and contrasting group activities.



## Appendix D: Results of “Barely” Discussion

### Barely Meets Expectations

- Basic organization. Very formulaic
- They have two main ideas but no sophistication
- Jumping the hoops we just presented
- Checking boxes, doing exactly what they know is required
- More conversational in tone (than academic)
- See some grade-school training techniques for transitions and announcing
- Attempt to use text for support
- Mechanics sometimes distract but do not impede
- Trying out some new things with word choice....possibly using a new word frequently ....or use the thesaurus but not always the right selecting
- Attempt to do apply a lot of writing skills, but not fully
- They have the what (selected evidence) but the integration is “eeeh” .....they attempt to use supporting details. Lack elaboration is not developed
- Straight forward presentation of information and evidence (placeholder for analysis but with no analysis)
- May struggle with identifying specific examples on the MC
- Struggle with structural questions (e.g., what is the topic of this paragraph) and knowing the vocabulary of writing (terms)

### Barely Exceed Expectations

- Attempting to incorporate more elaboration or explanation
- Inconsistent use of Exceeds indicators (e.g., stellar introduction, body paragraphs are okay)
- Little bit of creativity (e.g., try a hook)
- May be a vivid writer (good voice) but their analysis or skill of writing is lacking
- Strong diction but not super sharp diction
- Some use of active verbs but not consistent (including some weak verbs)
- Transitioning out of one paragraph into another .....inconsistent use of effective transitions
- Good technique but constantly reuse
- Not much room to show ability to creatively select evidence but should demonstrate some skill
- Attempt at figurative language
- Better use of synthesis throughout
- Minor mechanical errors that do not distract



## Appendix E: Equating Process and Results

The Millard Writing Assessment was administered to all high school Writing students in Millard public schools. This administration included two forms of the multiple-choice items (A and B) and four essay prompts (1, 2, 3, 4). During the standard setting, the panelists worked with multiple-choice form A and essay prompt 1. Therefore, the scores from multiple-choice form B needed to be equated to form A and the scores from prompts 2, 3, and 4 needed to be equated to prompt 1 to account for difficulty. Completing this step prior to standard setting allowed the full sample of results to be used in the contrasting groups and initial estimates analysis.

Linear equating was used to complete this process (Kolen & Brennan, 2014). Linear equating is a classical test theory approach that allows for the differences in difficulty between the two test forms to vary along the score scale. This is accomplished by relating the two sets of scores based on the mean scores and standard deviation. The multiple-choice form level comparisons in Table E.1 show that the average score on Form B was slightly higher than the score on Form A indicating Form B was easier. Therefore, the resulting equating formula was created by the slope and intercept.

**Table E.1 Multiple Choice Equating Results**

	<b>N</b>	<b>Mean</b>	<b>St. Dev</b>
<b>A</b>	777	15.00	2.83
<b>B</b>	774	15.90	2.80
B to A			
<b>Slope</b>	1.01		
<b>Intercept</b>	-1.04		

Applying the resulting equating formula defines the relationship between scores on Form B and scores on Form A (see Table E.2). Because Form B was slightly easier than Form A, the Form A equivalent of each Form B score is one point less.

**Table E.2 Multiple Choice Score Concordance Table**

<b>Score on Form B</b>	<b>Equated Score on Form A</b>
1	0
2	1
3	2
4	3
5	4
6	5
7	6
8	7
9	8
10	9

<b>Score on Form B</b>	<b>Equated Score on Form A</b>
11	10
12	11
13	12
14	13
15	14
16	15
17	16
18	17
19	18
20	19



The writing task level comparisons in Table E.3 show that the average score on Task 1 was slightly higher than the average scores on Task 2, 3, and 4. Therefore, the resulting equating formula was created by the slope and intercept relating scores on Task 2, 3, and 4 to Task 1 (base).

**Table E.3 Writing Task Equating Results**

Task	N	Mean	St. Dev
1	396	25.76	4.19
2	381	25.08	4.25
3	381	24.97	4.53
4	393	24.70	4.52
	<b>2 to 1</b>	<b>3 to 1</b>	<b>4 to 1</b>
<b>Slope</b>	0.99	0.92	0.93
<b>Intercept</b>	1.01	2.67	2.87

Applying the resulting equating formula defines the relationship between scores on Task 2, 3, and 4 to scores on Task 1 (see Table E.4). Because Task 1 was slightly easier than the other tasks, the Task 1 equivalent of each score on the other Tasks is slightly higher.

**Table E.4 Writing Task Equating Results**

Score	Equating 2 to 1	Equating 3 to 1	Equating 4 to 1
4	5.00	6.25	6.50
4.25	5.25	6.50	6.75
4.5	5.25	6.75	7.00
4.75	5.75	7.00	7.25
5	6.00	7.25	7.50
5.25	6.25	7.50	7.75
5.5	6.25	7.75	8.00
5.75	6.75	8.00	8.25
6	7.00	8.25	8.25
6.25	7.25	8.25	8.75
6.5	7.25	8.75	9.00
6.75	7.75	9.00	9.25
7	8.00	9.25	9.25
7.25	8.25	9.25	9.50
7.5	8.25	9.50	9.75
7.75	8.75	9.75	10.00
8	9.00	10.00	10.25
8.25	9.25	10.25	10.50
8.5	9.25	10.50	10.75
8.75	9.75	10.75	11.00
9	10.00	11.00	11.25

Score	Equating 2 to 1	Equating 3 to 1	Equating 4 to 1
9.25	10.25	11.25	11.25
9.5	10.25	11.25	11.75
9.75	10.75	11.75	12.00
10	11.00	12.00	12.25
10.25	11.00	12.25	12.25
10.5	11.25	12.25	12.50
10.75	11.50	12.50	12.75
11	11.75	12.75	13.00
11.25	12.00	13.00	13.25
11.5	12.25	13.25	13.50
11.75	12.50	13.50	13.75
12	12.75	13.75	14.00
12.25	13.00	14.00	14.25
12.5	13.25	14.25	14.25
12.75	13.50	14.25	14.75
13	13.75	14.75	15.00
13.25	14.00	15.00	15.25
13.5	14.25	15.25	15.25
13.75	14.50	15.25	15.50
14	14.75	15.50	15.75
14.25	15.00	15.75	16.00





Score	Equating 2 to 1	Equating 3 to 1	Equating 4 to 1
14.5	15.25	16.00	16.25
14.75	15.50	16.25	16.50
15	15.75	16.50	16.75
15.25	16.00	16.75	17.00
15.5	16.25	17.00	17.25
15.75	16.50	17.25	17.25
16	16.75	17.25	17.75
16.25	17.00	17.75	18.00
16.5	17.25	18.00	18.25
16.75	17.50	18.25	18.25
17	17.75	18.25	18.50
17.25	18.00	18.50	18.75
17.5	18.25	18.75	19.00
17.75	18.50	19.00	19.25
18	18.75	19.25	19.50
18.25	19.00	19.50	19.75
18.5	19.25	19.75	20.00
18.75	19.50	20.00	20.25
19	19.75	20.25	20.25
19.25	20.00	20.25	20.75
19.5	20.25	20.75	21.00
19.75	20.50	21.00	21.25
20	20.75	21.25	21.25
20.25	21.00	21.25	21.75
20.5	21.25	21.75	21.75
20.75	21.25	21.75	22.00
21	21.75	22.00	22.25
21.25	22.00	22.25	22.50
21.5	22.25	22.50	22.75
21.75	22.25	22.75	23.00
22	22.75	23.00	23.25
22.25	23.00	23.25	23.25
22.5	23.25	23.25	23.75
22.75	23.25	23.75	24.00
23	23.75	24.00	24.25
23.25	24.00	24.25	24.25
23.5	24.25	24.25	24.75
23.75	24.25	24.75	25.00
24	24.75	24.75	25.00
24.25	25.00	25.00	25.25

Score	Equating 2 to 1	Equating 3 to 1	Equating 4 to 1
24.5	25.25	25.25	25.50
24.75	25.25	25.50	25.75
25	25.75	25.75	26.00
25.25	26.00	26.00	26.25
25.5	26.25	26.25	26.50
25.75	26.25	26.25	26.75
26	26.75	26.75	27.00
26.25	27.00	27.00	27.25
26.5	27.25	27.25	27.25
26.75	27.25	27.25	27.75
27	27.75	27.75	28.00
27.25	28.00	27.75	28.25
27.5	28.25	28.00	28.25
27.75	28.25	28.25	28.50
28	28.75	28.50	28.75
28.25	29.00	28.75	29.00
28.5	29.25	29.00	29.25
28.75	29.25	29.25	29.50
29	29.50	29.25	29.75
29.25	29.75	29.75	30.00
29.5	30.25	30.00	30.25
29.75	30.25	30.25	30.25
30	30.50	30.25	30.75
30.25	30.75	30.75	31.00
30.5	31.00	30.75	31.25
30.75	31.25	31.00	31.25
31	31.50	31.25	31.50
31.25	31.75	31.50	31.75
31.5	32.00	31.75	32.00
31.75	32.25	32.00	32.25
32	32.50	32.25	32.50
32.25	32.75	32.25	32.75
32.5	33.00	32.75	33.00
32.75	33.25	33.00	33.25
33	33.50	33.25	33.25
33.25	33.75	33.25	33.75
33.5	34.00	33.75	34.00
33.75	34.25	34.00	34.25
34	34.50	34.00	34.25
34.25	34.75	34.25	34.50



Score	Equating 2 to 1	Equating 3 to 1	Equating 4 to 1
<b>34.5</b>	35.00	34.50	34.75
<b>34.75</b>	35.25	34.75	35.00
<b>35</b>	35.50	35.00	35.25
<b>35.25</b>	35.75	35.25	35.50
<b>35.5</b>	36.00	35.50	35.75
<b>35.75</b>	36.25	35.75	36.00

Score	Equating 2 to 1	Equating 3 to 1	Equating 4 to 1
<b>36</b>	36.50	36.00	36.25
<b>36.25</b>	36.75	36.25	36.25
<b>36.5</b>	37.00	36.25	36.75
<b>36.75</b>	37.25	36.75	37.00
<b>37</b>	37.50	37.00	37.25



**AGENDA SUMMARY SHEET**

**Agenda Item:** Human Resources

**Meeting Date:** February 3, 2020

**Background:** Personnel Items: (1) Recommendation to Hire; (2) Resignation Agenda; (3) Voluntary Separation Program (VSP); (4) Contract Addendum


**Description:** Approval

**Action Desired:** N/A

**Policy /  
Strategic Plan Reference:** Kevin Chick

**Responsible Person(s):**

**Superintendent's Signature:**

A handwritten signature in black ink, appearing to read "Jim Duffin", is placed over a light gray rectangular background.

**February 3, 2020**

**TEACHER RECOMMENDED FOR HIRE**

**Recommend: The following teachers be hired for the 2019-2020 school year:**

1. Katie D. Dinning – MA – College of Saint Mary, NE. Grade 3 teacher at Reagan Elementary School for the 2019-2020 school year.

**Recommend: The following teachers be hired for the 2020-2021 school year:**

1. Erica J. Bellows – BA – Bellevue University, NE. Math teacher at Millard South High School for the 2020-2021 school year.
2. Jacqueline L. Phillips – BA – University of Nebraska at Lincoln. Grade 2 teacher at Wheeler Elementary School for the 2020-2021 school year. Previous Experience: Millard Public Schools - Short-Term Contract (2019-2020)

**February 3, 2020****RESIGNATIONS****Recommend: The following resignation(s) be accepted:**

1. Kiersten E. Nimmo – Grade 3 teacher at Wheeler Elementary School. Resigning at the end of the 2019-2020 school year to take a HAL Facilitator position with Gretna Public Schools.
2. Brooke A. Theis – Grade 3 teacher at Reagan Elementary School. Resigning effective immediately because of family relocation.

February 3, 2020

**Voluntary Separation Program (VSP)****Recommend: The following qualified candidates be approved to participate in the District's Voluntary Separation Program.**

17. Kathleen A Markin – Speech Pathologist at Russell Middle School  
~ 24 years of service
18. Curtis A. Lubbers – Math teacher at Central Middle School  
~ 35 years of service
19. Mark J. Polacek – Math teacher at Beadle Middle School  
~ 29 years of service
20. Steven K. Besch – Industrial Technology teacher at Millard West High School  
~ 28 years of service
21. Julie A. Jernstrom – Kindergarten teacher at Willowdale Elementary School  
~ 22.5 years of service
22. Mary L. Nebe – Grade 4 teacher at Wheeler Elementary School  
~ 30 years of service

**February 3, 2020**

**AMENDMENT TO CONTINUING CONTRACTS**

**Recommend: Amendment to the following contract:**

1. Kristen L. Larson – Social Studies teacher at Millard West High School. Amend contract from (.66) FTE to (1.0) FTE for the 2020-2021 school year.
2. Valerie Newton – Speech Language Pathologist at Millard South High School. Amend contract from (1.0) FTE to (.5) FTE for the 2020-2021 school year.
3. Dana L. Blakely – Social Studies teacher at Millard West High School. Amend contract from (.5) FTE to (1.0) FTE for the 2020-2021 school year.

**AGENDA SUMMARY SHEET**

**Agenda Item:** Enrollment Report (as of January 16, 2020)

**Meeting Date:** February 3, 2020

**Background/**

**Description:**

Enrollment data will be pulled four times over the course of the school year and reported to the Millard Board of Education for public record. Enrollment data is stored in our student information system, Infinite Campus.

**Action Desired:** Information / Discussion

**Policy /**

**Strategic Plan**

**Reference:**

**Responsible**

**Person(s):** Dr. Darin Kelberlau and Sharon Freeman

**Superintendent's Signature:**

A handwritten signature in cursive script, appearing to read "Jim Daulton", is written in black ink on a light-colored background.



**January 16, 2020  
Millard Public Schools  
Total Enrollment**

Elementary	K	1	2	3	4	5	SpEd	Current	Current	YTD	Official 19/20
							Cluster Prgm	Total	Change	Change	Enrollment
Abbott (3 unit)	76	71	69	87	68	83		454	0	0	454
Ackerman (4 unit)	72	91	80	85	89	94		511	-2	-2	513
Aldrich (3 unit)	59	91	71	81	79	72		453	-2	-2	455
Black Elk (4 unit)	97	91	106	72	85	99		550	-1	-1	551
Bryan (3 unit)	64	58	50	56	52	68		348	2	2	346
Cather (3 unit)	57	57	66	61	71	70		382	1	1	381
Cody (2 unit)	36	38	36	37	39	33	13	232	3	3	229
Cottonwood (3 unit)	49	63	61	45	46	52	19	335	5	5	330
Disney (3 unit)	66	57	57	57	60	44	11	352	-5	-5	357
Ezra Millard (3 unit)	70	69	90	74	90	71		464	3	3	461
Harvey Oaks (2 unit)	59	47	46	54	56	50		312	2	2	310
Hitchcock (2 unit)	40	42	46	45	37	46		256	-1	-1	257
Holling Heights (3 unit)	52	57	54	49	48	54	16	330	2	2	328
Montclair (4 unit)	95	102	99	88	107	83		574	-5	-5	579
Morton (3 unit)	54	44	51	33	49	42	10	283	-2	-2	285
Neihardt (4 unit)	81	80	79	87	102	107		536	-22	-22	558
Norris (3 unit)	61	51	51	62	54	71		350	-5	-5	355
Reagan (4 unit)	71	89	97	93	81	101		532	6	6	526
Reeder (4 unit)	70	83	91	77	127	109		557	0	0	557
Rockwell (3 unit)	37	40	32	31	40	46	13	239	3	3	236
Rohwer (3 unit)	74	90	58	107	67	87	13	496	5	5	491
Sandoz (3 unit)	46	60	52	51	49	55		313	-2	-2	315
Upchurch (3 unit)	85	61	76	87	73	92		474	3	3	471
Wheeler (4 unit)	99	95	87	81	96	89	14	561	6	6	555
Willowdale (3 unit)	97	76	74	85	77	75		484	6	6	478
<b>Totals</b>	<b>1667</b>	<b>1703</b>	<b>1679</b>	<b>1685</b>	<b>1742</b>	<b>1793</b>	<b>109</b>	<b>10,378</b>	<b>0</b>	<b>0</b>	<b>10,378</b>

Middle	6	7	8	SpEd Prgm*	Current Total	Current Change	YTD Change	Official 19/20 Enrollment
Andersen MS	322	323	322	11	967	3	3	964
Beadle MS	332	305	333	20	970	3	3	967
Central MS	301	275	293	17	869	3	3	866
Kiewit MS	321	326	334	0	981	3	3	978
North MS	290	243	285	15	818	-3	-3	821
Russell MS	264	238	263	0	765	7	7	758
<b>Totals</b>	<b>1830</b>	<b>1710</b>	<b>1830</b>	<b>63</b>	<b>5,370</b>	<b>16</b>	<b>16</b>	<b>5,354</b>

High	Grads YTD	9	10	11	12	SpEd Prgm*	Current Total	Current Change	YTD Change	Official 19/20 Enrollment
North HS	13	641	640	597	598	34	2476	-55	-55	2531
South HS	43	642	654	576	535	48	2407	-43	-43	2450
West HS	51	524	559	573	532	29	2188	-69	-69	2257
Horizon HS	24	0	10	38	81	0	129	7	7	122
<b>Totals</b>	<b>131</b>	<b>1807</b>	<b>1863</b>	<b>1784</b>	<b>1746</b>	<b>111</b>	<b>7,200</b>	<b>-160</b>	<b>-160</b>	<b>7,360</b>

**\*SpEd Program Included in MS/HS Grade Level totals**

Contracted SpEd	62	-3	-3	65
Rule 18 Interim	13	1	1	12
Young Adult Program	59	2	2	57
Ombudsman (Primary)	20	7	7	13
<b>Total District K-12</b>	<b>23,102</b>	<b>-137</b>	<b>-137</b>	<b>23,239</b>
<b>Total District PreK-12**</b>	<b>23,946</b>	<b>-90</b>	<b>-90</b>	<b>24,036</b>

\*\*Itinerant, Contracted, & Home Visit Pre-K in Official 19/20 Enrollment: **109**

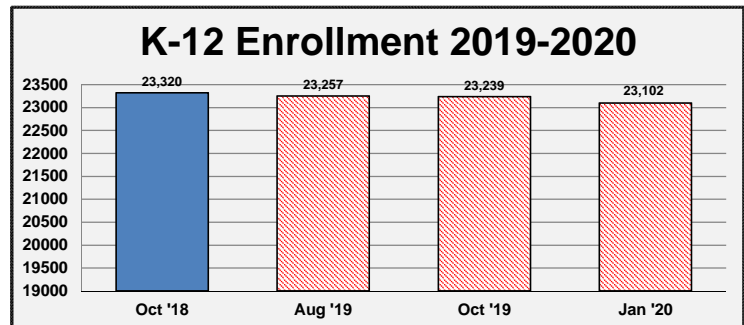
\*\*Itinerant, Contracted, & Home Visit Pre-K in Current Enrollment: **121**

Preschool	SpEd	Not SpEd	Total	Official 19/20
Bryan	8	23	31	30
Cody	40	38	78	73
Disney	3	12	15	16
Harvey Oaks	35	17	52	52
Hitchcock	21	22	43	43
Holling Heights	6	10	16	16
Montclair Montessori	3	82	85	84
Neihardt	18	34	52	52
Norris	3	12	15	15
Norris Montessori	1	28	29	30
Rockwell	31	35	66	63
Sandoz	20	22	42	36
Wheeler	33	19	52	54
Homebased Infants	147	0	147	124
<b>TOTAL</b>			<b>723</b>	<b>688</b>

1/16/2020	
Elementary	10,378
Middle School	5,370
High School	7,200
Contracted & Rule 18	75
Young Adult	59
Ombudsman (Primary)	20
<b>TOTAL</b>	<b>23,102</b>

10/1/2019	
Elementary	10,378
Middle School	5,354
High School	7,360
Contracted & Rule 18	77
Young Adult	57
Ombudsman (Primary)	13
<b>TOTAL</b>	<b>23,239</b>

Career Academies	NHS	SHS	WHS	HHS	TOTAL
Education	7	11	18		36
Entrepreneurship	8	9	23		40
Health Sciences	22	17	79		118
Dist/Log Mgmt	3	3	8		14
Ombudsman	(Primary and Secondary Assignment)				27



Elementary		Classroom Enrollment										Class Size w/out SpEd
	K	1	2	3	4	5	Current Total	Current Change	YTD Change	Official 19/20 Enrollment		
Abbott	26	24	23	21	22	28						
	24	23	23	22	23	28						
	26	24	23	23	23	27						
				21								
Total Students	76	71	69	87	68	83	454	0	0	454	454	
Total Teachers	3	3	3	4	3	3	19				19	
Classroom Avg	25.3	23.7	23.0	22.0	22.7	27.7	23.9				23.9	
Ackerman	25	22	20	22	22	25						
	24	23	19	20	22	22						
	23	23	21	22	23	24						
		23	20	21	22	23						
Total Students	72	91	80	85	89	94	511	-2	-2	513	511	
Total Teachers	3	4	4	4	4	4	23				23	
Classroom Avg	24.0	22.8	20.0	21.3	22.3	23.5	22.2				22.2	
Aldrich	18	22	24	28	26	24						
	20	23	24	26	27	24						
	21	23	23	27	26	24						
		23										
Total Students	59	91	71	81	79	72	453	-2	-2	455	453	
Total Teachers	3	4	3	3	3	3	19				19	
Classroom Avg	19.7	22.7	23.5	27.0	26.3	24.0	23.8				23.8	
Black Elk	25	22	20	26	21	25						
	24	24	22	23	22	25						
	25	21	22	23	22	24						
	23	24	21		20	25						
			21									
Total Students	97	91	106	72	85	99	550	-1	-1	551	550	
Total Teachers	4	4	5	3	4	4	24				24	
Classroom Avg	24.3	22.8	21.2	24.0	21.3	24.8	22.9				22.9	
Bryan	23	18	16	18	18	23						
	19	20	16	19	17	22						
	22	20	18	19	17	23						
Total Students	64	58	50	56	52	68	348	2	2	346	348	
Total Teachers	3	3	3	3	3	3	18				18	
Classroom Avg	21.3	19.3	16.7	18.7	17.3	22.7	19.3				19.3	
Cather												
							20	19	23	21	23	24
							19	19	22	20	23	23
							18	19	21	20	25	23
Total Students	0	0	0	0	0	0	57	57	66	61	71	70
Total Teachers	0	0	0	0	0	0	3	3	3	3	3	3
Classroom Avg							19.0	19.0	22.0	20.3	23.7	23.3
Cody	18	20	18	18	19	16						
	18	18	18	19	20	17						
Total Students	36	38	36	37	39	33	13	232	3	3	229	
Total Teachers	2	2	2	2	2	2	2	14			12	
Classroom Avg	18.0	19.0	18.0	18.5	19.5	16.5	6.5	16.6			18.3	
Cottonwood	24	21	19	21	23	27						
	25	21	21	24	23	25						
		21	21									
Total Students	49	63	61	45	46	52	19	335	5	5	330	
Total Teachers	2	3	3	2	2	2	3	17			14	
Classroom Avg	24.5	21.0	20.3	22.5	23.0	26.0	6.3	19.7			22.6	
Disney	23	21	21	19	22	23						
	22	18	18	18	19	21						
					19							
Total Students	45	39	39	37	60	44	11	352	-5	-5	357	
Total Teachers	2	2	2	2	3	2	2	19			13	
Classroom Avg	22.5	19.5	19.5	18.5	20.0	22.0	5.5	18.5			20.3	

	K	1	2	3	4	5	SpEd Cluster	Current Total	Current Change	YTD Change	Official 19/20 Enrollment	Class Size w/out SpEd
Ezra Millard	24	23	23	25	23	23						
	23	23	22	24	24	24						
	23	23	23	25	21	24						
			22		22							
Total Students	70	69	90	74	90	71		464	3	3	461	464
Total Teachers	3	3	4	3	4	3		20				20
Classroom Avg	23.3	23.0	22.5	24.7	22.5	23.7		23.2				23.2

	K	1	2	3	4	5	SpEd Cluster	Current Total	Current Change	YTD Change	Official 19/20 Enrollment	Class Size w/out SpEd
Harvey Oaks	20	24	23	27	15	25						
	20	23	23	27	21	25						
	19				20							
Total Students	59	47	46	54	56	50		312	2	2	310	312
Total Teachers	3	2	2	2	3	2		14				14
Classroom Avg	19.7	23.5	23.0	27.0	18.7	25.0		22.3				22.3

	K	1	2	3	4	5	SpEd Cluster	Current Total	Current Change	YTD Change	Official 19/20 Enrollment	Class Size w/out SpEd
Hitchcock	19	20	21	23	18	23						
	21	22	25	22	19	23						
Total Students	40	42	46	45	37	46		256	-1	-1	257	256
Total Teachers	2	2	2	2	2	2		12				12
Classroom Avg	20.0	21.0	23.0	22.5	18.5	23.0		21.3				21.3

	K	1	2	3	4	5	SpEd Cluster	Current Total	Current Change	YTD Change	Official 19/20 Enrollment	Class Size w/out SpEd
Holling Heights	19	20	19	15	17	18	9					
	17	20	19	18	14	17	7					
	16	17	16	16	17	19						
Total Students	52	57	54	49	48	54	16	330	2	2	328	314
Total Teachers	3	3	3	3	3	3	2	20				18
Classroom Avg	17.3	19.0	18.0	16.3	16.0	18.0	8.0	16.5				17.4

	K	1	2	3	4	5	M-K	M1-3	M4-5	SpEd Cluster	Current Total	Current Change	YTD Change	Official 19/20 Enrollment	Class Size w/out SpEd
Montclair	19	17	26	22	23	21	16	24	21						
	18	19	27	20	16	24	14	24	23						
	13	18			22		15	23	21						
								24	19						
								23							
								22							
Total Students	50	54	53	42	61	45	45	140	84		574	-5	-5	579	574
Total Teachers	3	3	2	2	3	2	3	6	4		28				28
Classroom Avg	16.7	18.0	26.5	21.0	20.3	22.5	15.0	23.3	21.0		20.5				20.5

	K	1	2	3	4	5	SpEd Cluster	Current Total	Current Change	YTD Change	Official 19/20 Enrollment	Class Size w/out SpEd
Morton	18	23	16	18	25	20	5					
	18	21	18	15	24	22	5					
	18		17									
Total Students	54	44	51	33	49	42	10	283	-2	-2	285	273
Total Teachers	3	2	3	2	2	2	2	16				14
Classroom Avg	18.0	22.0	17.0	16.5	24.5	21.0	5.0	17.7				19.5

	K	1	2	3	4	5	SpEd Cluster	Current Total	Current Change	YTD Change	Official 19/20 Enrollment	Class Size w/out SpEd
Neihardt	19	20	21	21	21	22						
	21	21	20	21	18	20						
	21	19	19	23	21	21						
	20	20	19	22	21	22						
					21	22						
Total Students	81	80	79	87	102	107		536	-22	-22	558	536
Total Teachers	4	4	4	4	5	5		26				26
Classroom Avg	20.3	20.0	19.8	21.8	20.4	21.4		20.6				20.6

	K	1	2	3	4	5	M-K	M1-3	M4-5	SpEd Cluster	Current Total	Current Change	YTD Change	Official 19/20 Enrollment	Class Size w/out SpEd
Norris	19	13	15	19	18	25	12	22	20						
	18	14	15	19	16	27	12	23	19						
								24							
Total Students	37	27	30	38	34	52	24	69	39		350	-5	-5	355	350
Total Teachers	2	2	2	2	2	2	2	3	2		19				19
Classroom Avg	18.5	13.5	15.0	19.0	17.0	26.0	12.0	23.0	19.5		18.4				18.4

	K	1	2	3	4	5	SpEd Cluster	Current Total	Current Change	YTD Change	Official 19/20 Enrollment	Class Size w/out SpEd
Reagan	23	22	24	23	22	25						
	25	22	24	23	20	25						
	23	22	24	24	20	25						
		23	25	23	19	26						
Total Students	71	89	97	93	81	101		532	6	6	526	532
Total Teachers	3	4	4	4	4	4		23				23
Classroom Avg	23.7	22.3	24.3	23.3	20.3	25.3		23.1				23.1

	K	1	2	3	4	5	SpEd Cluster	Current Total	Current Change	YTD Change	Official 19/20 Enrollment	Class Size w/out SpEd
												184
Reeder	22	21	17	19	26	21						
	24	20	19	20	25	22						
	24	21	19	20	24	22						
		21	19	18	26	22						
			17		26	22						
Total Students	70	83	91	77	127	109		557	0	0	557	557
Total Teachers	3	4	5	4	5	5		26				26
Classroom Avg	23.3	20.8	18.2	19.3	25.4	21.8		21.4				21.4

	K	1	2	3	4	5	SpEd Cluster	Current Total	Current Change	YTD Change	Official 19/20 Enrollment	Class Size w/out SpEd
												184
Rockwell	19	21	17	15	21	23	7					
	18	19	15	16	19	23	6					
Total Students	37	40	32	31	40	46	13	239	3	3	236	226
Total Teachers	2	2	2	2	2	2	2	14				12
Classroom Avg	18.5	20.0	16.0	15.5	20.0	23.0	6.5	17.1				18.8

	K	1	2	3	4	5	SpEd Cluster	Current Total	Current Change	YTD Change	Official 19/20 Enrollment	Class Size w/out SpEd
												184
Rohwer	24	22	20	27	23	21	7					
	25	24	19	26	22	22	6					
	25	22	19	27	22	21						
		22		27		23						
Total Students	74	90	58	107	67	87	13	496	5	5	491	483
Total Teachers	3	4	3	4	3	4	2	23				21
Classroom Avg	24.7	22.5	19.3	26.8	22.3	21.8	6.5	21.6				23.0

	K	1	2	3	4	5	SpEd Cluster	Current Total	Current Change	YTD Change	Official 19/20 Enrollment	Class Size w/out SpEd
												184
Sandoz	15	20	18	17	18	18						
	16	21	17	18	15	18						
	15	19	17	16	16	19						
Total Students	46	60	52	51	49	55		313	-2	-2	315	313
Total Teachers	3	3	3	3	3	3		18				18
Classroom Avg	15.3	20.0	17.3	17.0	16.3	18.3		17.4				17.4

	K	1	2	3	4	5	SpEd Cluster	Current Total	Current Change	YTD Change	Official 19/20 Enrollment	Class Size w/out SpEd
												184
Upchurch	21	21	19	22	24	22						
	22	20	19	21	25	24						
	21	20	19	22	24	23						
	21		19	22		23						
Total Students	85	61	76	87	73	92		474	3	3	471	474
Total Teachers	4	3	4	4	3	4		22				22
Classroom Avg	21.3	20.3	19.0	21.8	24.3	23.0		21.5				21.5

	K	1	2	3	4	5	SpEd Cluster	Current Total	Current Change	YTD Change	Official 19/20 Enrollment	Class Size w/out SpEd
												184
Wheeler	25	22	22	21	25	23	7					
	25	25	21	19	21	22	7					
	24	24	22	21	25	23						
	25	24	22	20	25	21						
Total Students	99	95	87	81	96	89	14	561	6	6	555	547
Total Teachers	4	4	4	4	4	4	2	26				24
Classroom Avg	24.8	23.8	21.8	20.3	24.0	22.3	7.0	21.6				22.8

	K	1	2	3	4	5	SpEd Cluster	Current Total	Current Change	YTD Change	Official 19/20 Enrollment	Class Size w/out SpEd
												184
Willowdale	25	25	24	21	25	25						
	24	25	25	21	26	25						
	24	26	25	22	26	25						
	24			21								
Total Students	97	76	74	85	77	75		484	6	6	478	484
Total Teachers	4	3	3	4	3	3		20				20
Classroom Avg	24.3	25.3	24.7	21.3	25.7	25.0		24.2				24.2

Elementary Totals												SpEd Cluster	Current Total	Current Change	YTD Change	Official 19/20 Enrollment	Class Size w/out SpEd
Grade	K	1	2	3	4	5	M-1	M-2	M-3	M-4	M-5						
Students	1667	1703	1679	1685	1742	1793	72	67	70	66	57	109	10378	0	0	10378	10192
Teachers	80	77	79	75	78	76	9			6		17	497				477
Classroom Avg	20.8	22.1	21.3	22.5	22.3	23.6						6.4	20.9				21.4

	6	7	8	9	10	11	12	SpEd Cluster	Current Total	Current Change	YTD Change	Official 19/20 Enrollment	Class Size w/out SpEd
													184
Andersen MS	322	323	322					11	967	3	3	964	
Beadle MS	332	305	333					20	970	3	3	967	
Central MS	301	275	293					17	869	3	3	866	
Kiewit MS	321	326	334					0	981	3	3	978	
North MS	290	243	285					15	818	-3	-3	821	
Russell MS	264	238	263					0	765	7	7	758	
Totals	1830	1710	1830					63	5370	16	16	5354	

	9	10	11	12	SpEd Cluster	Current Total	Current Change	YTD Change	Official 19/20 Enrollment	Class Size w/out SpEd
										184
North HS	641	640	597	598	34	2476	-55	-55	2531	
South HS	642	654	576	535	48	2407	-43	-43	2450	
West HS	524	559	573	532	29	2188	-69	-69	2257	
Horizon HS	0	10	38	81		129	7	7	122	
Totals	1807	1863	1784	1746	111	7200	-160	-160	7360	

Contracted SpEd	62	-3	-3	65
Rule 18 Interim	13	1	1	12
Young Adult Program	59	2	2	57
Ombudsman (Primary Enrollment)	20	7	7	13
<b>Total District Enrollment</b>	<b>23102</b>	<b>-137</b>	<b>-137</b>	<b>23239</b>

2020 Millard Public Schools - Legislative Summary

	Senator	Committee	Hearing	Action	Description	MPS	GNSA	NASB	NCSA
<b>NEW LEGISLATION</b>									
<a href="#">LB751</a>	Blood	Judiciary	1/30/2020		Provide for a mental health exception to compulsory education requirements				
<a href="#">LB759</a>	Kolterman	Education	1/31/2020		Require consultation with school districts regarding placement of children	Support			Support
<a href="#">LB766</a>	Lindstrom	Judiciary			Prohibit sexual assault of a minor by an authority figure, change statute of limitations for failure to make a report of child abuse or neglect, and change provisions relating to sexual offenses				
<a href="#">LB806</a>	Wayne	Revenue			Exempt social security benefits and retirement benefits from taxation as prescribed - Reduces tax rate for retired educators.				Monitor
<a href="#">LB812</a>	McCollister	Revenue			Change acceptable ranges and authorize orders for rehearings under the Tax Equalization and Review Commission Act---- 92 to 94,				
<a href="#">LB837</a>	Arch	Health and Human Services			Change provisions relating to background checks under the Child Care Licensing Act and the Children's Residential Facilities and Placing Licensure Act				
<a href="#">LB839</a>	Wishart	Education	1/28/2020		Recognize American Sign Language and provide for the teaching of American Sign Language in schools	Neutral			
<a href="#">LB862</a>	Hughes	General Affairs			Prohibit possession by minors of tobacco and nicotine products	Support			Support
<a href="#">LB880</a>	Groene	Education	1/21/2020	Placed on General File — 01/22/2020	Change dates related to certifications and distributions of state aid to schools	Neutral			
<a href="#">LB894</a>	Stinner	Appropriations			Appropriate funds for community college aid - AP Funding	Support			
<a href="#">LB920</a>	Groene	Education	1/21/2020		Change provisions for the distribution of lottery funds used for education, transfer powers and duties, and create new funds	Support			
<a href="#">LB930</a>	Briese	Revenue			Require a minimum amount of tax relief under the Property Tax Credit Act --- Changes PTCF from 224 to 275 minimum moving forward				
<a href="#">LB950</a>	Murman	Education	1/27/2020		Change eligibility requirements for the Access College Early Scholarship Program				
<a href="#">LB965</a>	McDonnell	Education	1/28/2019		Establish a language assessment program for children who are deaf or hard of hearing	Monitor			Oppose
<a href="#">LB967</a>	DeBoer	Education			Change provisions regarding bullying prevention and education	Support			Support
<a href="#">LB974</a>	Revenue Com	Revenue	1/22/2020		Change taxation and school funding provisions	Oppose	Oppose		Oppose

2020 Millard Public Schools - Legislative Summary

	Senator	Committee	Hearing	Action	Description	MPS	GNSA	NASB	NCSA
<a href="#">LB990</a>	Wayne	General Affairs			Adopt the Games of Skill Act and use proceeds to reduce school district property tax levies				Monitor
<a href="#">LB991</a>	Halloran	Judiciary			Create the offense of sexual assault of a student and prohibit related enticement conduct by school officials				
<a href="#">LB998</a>	Murman	Education	1/27/2020		Require behavioral awareness and intervention training and points of contact, transfer funds, and change the Tax Equity and Educational Opportunities Support Act - Related to LB147	Support			Support
<a href="#">LB1001</a>	Crawford	Education			Require suicide prevention phone numbers on student identification cards				
<a href="#">LB1023</a>	DeBoer	Education			Adopt the Extraordinary Increase in Special Education Cost Act	Monitor			Monitor
<a href="#">LB1039</a>	Cavanaugh	Education			Adopt the Hunger-Free Schools Act				
<a href="#">LB1048</a>	Quick	Judiciary			Create the offense of sexual assault by a school employee and provide notification to the Commissioner of Education				
<a href="#">LB1054</a>	Kolterman	Nebraska Retirement Systems	2/5/2020		Define the required beginning date and change deferral of payment provisions under certain retirement plans				Monitor
<a href="#">LB1073</a>	DeBoer				Create the School Financing Review Commission, add basic funding aid, and change adjusted valuations, the local effort rate, and certification dates				Support
<a href="#">LB1080</a>	Lathrop	Education			Require school policies that prohibit sexual conduct with students and former students				
<a href="#">LB1089</a>	Vargas	Education			Require students to complete the FAFSA prior				
<a href="#">LB1110</a>	La Grone	Government, Military and Veterans Affairs			Change procedures for calling a school bond election				Monitor
<a href="#">LB1111</a>	McDonnell	Education			Create a grant program for the State Treasurer to award private donations and temporary school funds to common schools as prescribed				
<a href="#">LB1119</a>	La Grone	Government, Military and Veterans Affairs			Restrict special elections under the Election Act as prescribed				
<a href="#">LB1120</a>	La Grone	Government, Military and Veterans Affairs			Restrict special elections under the Election Act as prescribed				
<a href="#">LB1131</a>	Groene	Education			Change provisions relating to education				Monitor
<a href="#">LB1134</a>	Wayne	Education			Change enrollment option limits and provisions for part-time enrollment in schools				Oppose
<a href="#">LB1153</a>	Vargas	Education			Change provisions for diploma of high school equivalency testing				
<a href="#">LB1156</a>	Vargas				Provide for a statewide school panic button program				

2020 Millard Public Schools - Legislative Summary

	Senator	Committee	Hearing	Action	Description	MPS	GNSA	NASB	NCSA
<a href="#">LB1167</a>	Albrecht				Require members of the public to be allowed to speak at each meeting subject to the Open Meetings Act				Monitor
<a href="#">LB1168</a>	Kolowski				Adopt the College Credit Testing Fee Reduction Program Act and the Career-Readiness and Dual-Credit Education Grant Program Act, add a fund to the Access College Early Scholarship Program Act, and change provisions relating to the State Lottery Operation Trust Fund	Support			
<a href="#">LB1177</a>	Hunt				Eliminate oath for teachers and other school employees				Monitor
<a href="#">LB1186</a>	Hilgers				Require salary to be paid to injured school employees as prescribed				
<a href="#">LB1193</a>	Linehan				Change election provisions for certain bond issue, tax levy, and property tax limitation questions				
<a href="#">LB1202</a>	Linehan				Adopt the Opportunity Scholarships Act and provide for tax credits	Oppose			
<a href="#">LB1211</a>	Hansen, B.				Change requirements for the preparation of proposed budget statements				
<a href="#">LB1212</a>	Hansen, B.				Adopt the Property Tax Request Act				Monitor
<a href="#">LB1213</a>	Hansen, B.				Change tax and school funding provisions				
<a href="#">LB1217</a>	Wayne				Require individualized response plans following a report of certain types of incidents involving students				
<a href="#">LR300CA</a>	Erdman				Constitutional amendment to prohibit all forms of taxation other than a consumption tax				