

SCHOOL DISTRICT NO. 17
a/k/a
Millard Public School District

NOTICE OF MEETING

Notice is hereby given of a Board of Education meeting of School District No. 17, in the County of Douglas, which will be held at **6:00 p.m. on Monday, January 17, 2022** at 5606 South 147th Street, Omaha, Nebraska.

Agenda for such meeting, kept continuously current, is available for public inspection at the office of the superintendent at 5606 South 147th Street, Omaha, Nebraska and on the MPS website at www.mpsomaha.org.

Mike Kennedy
Secretary

1/14

ZNEZ

**THE DAILY RECORD
OF OMAHA**

**JASON W. HUFF, Publisher
PROOF OF PUBLICATION**

UNITED STATES OF AMERICA,
The State of Nebraska,
District of Nebraska,
County of Douglas,
City of Omaha, } ss.

JASON W. HUFF and/or SCOTT STEWART

being duly sworn, deposes and say that they are the

PUBLISHER and/or MANAGING EDITOR

of THE DAILY RECORD, of Omaha, a legal newspaper, printed and published daily in the English language, having a bona fide paid circulation in Douglas County in excess of 300 copies, printed in Omaha, in said County of Douglas, for more than fifty-two weeks last past; that the printed notice hereto attached was published in THE DAILY RECORD, of Omaha, on
January 14, 2022

That said Newspaper during that time was regularly published and in general circulation in the County of Douglas, and State of Nebraska.



GENERAL NOTARY - State of Nebraska

NICOLE M. PALMER

My Comm. Exp. October 1, 2025

Subscribed in my presence and sworn to before

Publisher's Fee \$ 18.50 me this 14th day of

Additional Copies \$ January 2022

Total \$ 18.50

Nicole M. Palmer
Notary Public in and for Douglas County,
State of Nebraska

BOARD OF EDUCATION MEETING SIGN IN

January 17, 2022

NAME:

REPRESENTING:

Observing for
a Class? (Y/N)

Michelle Wagner

Joan Esy

Michelle Wisk-Samb

Christina Brownell

ANDREW LANG

MORRISSET ENGINEERING

Carmel Hushka

Masey Rawert

Megan Benoit

sub

no

Mary Durrle

no

Jen Trice

Sean Swanson

self

C-S Winder

self

Kathleen Lauth

self


Ashley Piddle

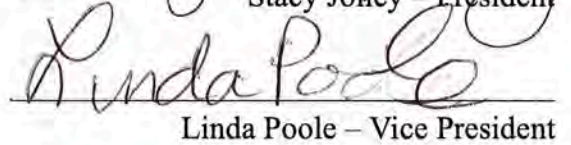
self


**ACKNOWLEDGMENT OF RECEIPT
OF NOTICE OF MEETING**


The undersigned members of the Board of Education of Millard, District #017, Omaha, Nebraska, hereby acknowledge receipt of advance notice of a meeting of said Board of Education and the agenda for such meeting held at 6:00 P.M. on January 17, 2022, at the Don Stroh Administration Center, 5606 South 147 Street, Omaha, NE 68137


Dated this 17th day of January, 2022



Stacy Jolley – President


Linda Poole – Vice President


Mike Kennedy – Secretary


Mike Pate – Treasurer


Amanda McGill Johnson


Dave Anderson



**BOARD OF EDUCATION
MEETING**



January 17, 2022

BOARD OF EDUCATION
MILLARD PUBLIC SCHOOLS
OMAHA, NEBRASKA

BOARD MEETING
JANUARY 17, 2022
6:00 P.M.

DON STROH ADMINISTRATION CENTER
5606 SOUTH 147TH STREET

AGENDA

This meeting can also be attended by videoconference through “ZOOM” with access available to the public and media. The Zoom link is <https://mpsomaha-org.zoom.us/j/92645901787>.

A. Call to Order

The Public Meeting Act is posted on the wall and available for public inspection.

B. Pledge of Allegiance

C. Roll Call

D. Showcase - Recognition of Students

E. Public Comments on agenda items – This is the proper time for public questions and comments on agenda items only. If you want to speak at the Board meeting, the form linked here must be completed and hand delivered to the President

F. Routine Matters

1. *Approval of Board of Education Minutes – January 3, 2022
2. *Approval of Bills and receive the Treasurer’s Report and Place on File
3. Summary of the Board Committee of the Whole Meeting – January 10, 2022

G. Information Items

1. Superintendent’s Comments
2. Board Comments/Announcements

H. Unfinished Business - None

I. New Business

1. Approval of Contract for Multiple Site Door and Frame Replacements
2. Approval of Contract for Millard North Middle School Exterior Lighting Upgrade
3. Approval of Contract for Millard North Middle School Rooftop Unit Replacement
4. Approval of Board Appointments
5. Administrator for Hire - Principal - Abbott Elementary School
6. Administrator for Hire - Principal - Norris Elementary School
7. Approval of Personnel Actions: Contract Addendum, Resignation Agenda, Voluntary Separation Program (VSP)
8. Executive Session - Negotiations and Personnel

J. Reports

1. Exiting Senior Survey- Class of 2020 and 8th - 9th Grade Transition Report
2. Construction Report for Summer of 2021 Projects
3. Legislative Report
4. District COVID Update

K. Future Agenda Items/ Board Calendar

1. Special Board of Education Meeting on Thursday, January 20, 2022 at 6:00 p.m. at the DSAC
2. Special Board of Education Meeting on Monday, January 31, 2022 at 1:00 p.m. at the DSAC
3. Special Board of Education Meeting on Tuesday, February 1, 2022 at 1:00 p.m. at the DSAC
4. Special Board of Education Meeting on Thursday, February 10, 2022 at 4:00 p.m. at the DSAC
5. Board of Education Meeting on Monday, February 14, 2022 at 6:00 p.m. at the DSAC
6. No School for Students February 16-18, 2022 – Conferences / Staff Development
7. No School for Students February 21, 2022 – Presidents’ Day / New Staff Orientation
8. Board of Education Meeting on Monday, March 7, 2022 at 6:00 p.m. at the DSAC
9. Committee of the Whole Meeting on Monday, March 14, 2022 at 6:00 p.m. at the DSAC
10. Board of Education Meeting on Monday, March 21, 2022 at 6:00 p.m. at the DSAC

- L. Public Comments** - This is the proper time for public questions and comments on any topic.
Please make sure a request form is given to the Board President before the meeting begins.

M. Adjournment

All items indicated by an asterisk (*) will comprise the Consent Agenda and may be acted on in a single motion. Items may be deleted from the Consent Agenda by request of any board member.

BOARD OF EDUCATION
MILLARD PUBLIC SCHOOLS
OMAHA, NEBRASKA

BOARD MEETING
JANUARY 17, 2022
6:00 P.M.

DON STROH ADMINISTRATION CENTER
5606 SOUTH 147TH STREET

ADMINISTRATIVE MEMORANDUM

A. Call to Order

The Public Meeting Act is posted on the wall and available for public inspection.

B. Pledge of Allegiance

C. Roll Call

D. Showcase - Recognition of Students

E. Public Comments on agenda items – This is the proper time for public questions and comments on agenda items only.
Please make sure a request form is given to the Board President before the meeting begins.

F.1* Motion by _____, seconded by _____, to approve the Board of Education Minutes from January 3, 2021.

F.2* Motion by _____, seconded by _____, to approve the bills, receive the Treasurer's Report and Place on File.

F.3 Summary of the Board Committee of the Whole Meeting – January 10, 2022

G.1 Superintendent's Comments

G.2 Board Comments/Announcements

H.1 Unfinished Business - None

I.1 Motion by _____, seconded by _____, to that the contract for the multiple site door and frame replacements be awarded to Cormaci Construction in the amount of \$116,500 and that the Chief Financial Officer be authorized to execute any and all documents related to such project.

I.2 Motion by _____, seconded by _____, that the contract for the Millard North Middle School exterior lighting upgrade be awarded to Allfab Electric in the amount of \$169,525 and that the Chief Financial Officer be authorized to execute any and all documents related to such project.

I.3 Motion by _____, seconded by _____, that the contract for the Millard North Middle School rooftop unit replacement be awarded to Helm Mechanical in the amount of \$119,499 and that the Chief Financial Officer be authorized to execute any and all documents related to such project.

- I.4 Motion by _____, seconded by _____, to approve the 2022 Board Appointments.
- I.5 Motion by _____, seconded by _____, to approve the hire of Meredith Schneider as the Principal at Abbott Elementary School.
- I.6 Motion by _____, seconded by _____, to approve the hire of Kristin Dolezal as the Principal at Norris Elementary School.
- I.7 Motion by _____, seconded by _____, to approve Personnel Actions: Contract Addendum, Resignation Agenda, Voluntary Separation Program (VSP).
- I.8 Executive Session - Negotiations and Personnel.

J. Reports

1. Exiting Senior Survey- Class of 2020 and 8th - 9th Grade Transition Report
2. Construction Report for Summer of 2021 Projects
3. Legislative Report
4. District COVID Update

K. Future Agenda Items/ Board Calendar

1. Special Board of Education Meeting on Thursday, January 20, 2022 at 6:00 p.m. at the DSAC
2. Special Board of Education Meeting on Monday, January 31, 2022 at 1:00 p.m. at the DSAC
3. Special Board of Education Meeting on Tuesday, February 1, 2022 at 1:00 p.m. at the DSAC
4. Special Board of Education Meeting on Thursday, February 10, 2022 at 4:00 p.m. at the DSAC
5. Board of Education Meeting on Monday, February 14, 2022 at 6:00 p.m. at the DSAC
6. No School for Students February 16-18, 2022 – Conferences / Staff Development
7. No School for Students February 21, 2022 – Presidents' Day / New Staff Orientation
8. Board of Education Meeting on Monday, March 7, 2022 at 6:00 p.m. at the DSAC
9. Committee of the Whole Meeting on Monday, March 14, 2022 at 6:00 p.m. at the DSAC
10. Board of Education Meeting on Monday, March 21, 2022 at 6:00 p.m. at the DSAC

- L. Public Comments - This is the proper time for public questions and comments on any topic.
Please make sure a request form is given to the Board President before the meeting begins.

M. Adjournment

All items indicated by an asterisk (*) will comprise the Consent Agenda and may be acted on in a single motion. Items may be deleted from the Consent Agenda by request of any board member.

MILLARD PUBLIC SCHOOLS
SCHOOL DISTRICT NO. 17

A meeting of the Board of Education of the School District No. 17, in the county of Douglas in the state of Nebraska was convened in open and public session at 6:00 p.m., Monday, January 3, 2022, at the Don Stroh Administration Center, 5606 South 147th Street. This meeting can also be attended by videoconference through "ZOOM" with access available to the public and media. The Zoom link was <https://mpsomaha-org.zoom.us/j/92143885911>, and was posted on the district website.

Notice of this meeting was given in advance thereof by publication in the Daily Record on Friday, December 31, 2021 a copy of the publication is being attached to these minutes. Notice of this meeting was given to all members of the Board of Education and a copy of their Acknowledgement of Receipt of Notice and the agenda are attached to these minutes. Availability of the agenda was communicated in advance notice and in the notice of the Board of Education of this meeting. All proceedings hereafter shown were taken while the convened meeting was open to the attendance of the public.

President Linda Poole announced that the open meeting laws are posted and available for public inspection and asked everyone to join in the Pledge of Allegiance.

Roll call was taken. Mr. Kennedy, Mr. Pate, Mr. Anderson, Mrs. Poole, and Mrs. McGill Johnson were present.

Motion by Amanda McGill Johnson, seconded by Mike Kennedy, to excuse Stacy Jolley from the meeting. Voting in favor of said motion was: Mrs. McGill Johnson, Mr. Kennedy, Mr. Anderson, and Mrs. Poole. Voting against were: None. Motion carried.

Mrs. Poole announced this is the proper time for public questions and comments on agenda items only. There were several requests to speak. The following people spoke regarding COVID-19:

Christina Brownell of 7120 S. 178th St, Matthew Soukup of 16638 Dorcas Cir, Cindy Maxwell-Ostick of 16626 Harney St., and Jason Dunn of 5015 S. 170th St..

Mrs. Poole explained the voting process for officers.

Election of Officers:

President:

Round 1: Stacy Jolley - 3, Mike Pate - 2. Stacy Jolley was declared President.

Vice-President:

Round 1: Linda Poole - 3, Mike Kennedy - 1, Mike Pate - 1. Linda Poole was declared Vice-President.

Secretary:

Round 1: Mike Kennedy - 2, Amanda McGill Johnson - 2, Mike Pate - 1. Round 2: Mike Kennedy - 3, Amanda McGill Johnson - 1, Mike Pate - 1. Mike Kennedy was declared Secretary.

Treasurer:

Round 1: Mike Pate - 4, Amanda McGill Johnson - 1. Mike Pate was declared Treasurer.

Motion was made by Mike Kennedy, seconded by Dave Anderson, to approve the Board of Education minutes for December 6, 2021, approve the bills and receive the treasurer's report and place on file. Voting in favor of said motion was: Mr. Anderson, Mrs. Poole, Mrs. McGill Johnson, Mr. Kennedy, and Mr. Pate. Voting against were: None. Motion carried.

Superintendent's Comments:

Dr. Sutfin said we are ready to welcome students back from winter break. He also congratulated Millard South girls basketball on their Metro Holiday Tournament win.

Board Comments:

Mike Kennedy: None

Mike Pate: None

Dave Anderson: None

Amanda McGill Johnson: None

Mrs. Poole:

Mrs. Poole said the Superintendent application closes at midnight tonight.

Unfinished Business:

Second reading by Mike Kennedy, Motion by Mike Kennedy, seconded by Dave Anderson, to approve Policy 3235: Support Services- Gifts, Donations, and Grants. Voting in favor of said motion was: Mr. Pate, Mr. Anderson, Mrs. Poole, Mrs. McGill Johnson, and Mr. Kennedy. Voting against were: None. Motion carried.

New Business:

Motion by Amanda McGill Johnson, seconded by Dave Anderson, to approve Rule 3235.1: Support Services- Gifts, Donations, and Grants. Voting in favor of said motion was: Mrs. Poole, Mrs. McGill Johnson, Mr. Kennedy, Mr. Pate and Mr. Anderson. Voting against were: None. Motion carried.

Motion by Dave Anderson, seconded by Mike Pate, to approve Rule 5400.4: Student Services - Curtailment of Extracurricular Activities. Voting in favor of said motion was: Mr. Kennedy, Mr. Pate, Mr. Anderson, Mrs. Poole, and Mrs. McGill Johnson. Voting against were: None. Motion carried.

Motion by Dave Anderson, seconded by Mike Kennedy, to approve Rule 5400.5: Student Services - Academic Credit for Expelled Students and Students Suspended for Ten Days of More Through Alternative Courses or Programs. Voting in favor of said motion was: Mrs. McGill Johnson, Mr. Kennedy, Mr. Pate, Mr. Anderson, and Mrs. Poole. Voting against were: None. Motion carried.

Motion by Amanda McGill Johnson, seconded by Dave Anderson, to approve Rule 5400.6: Student Services - Standards for Student Conduct. Voting in favor of said motion was: Mr. Anderson, Mrs. Poole, Mrs. McGill Johnson, Mr. Kennedy, and Mr. Pate. Voting against were: None. Motion carried.

Motion by Mike Pate, seconded by Dave Anderson, to receive and file the Fiscal Year Ending 2021 Governance Letter and Audit Report. *Chief Financial Officer Chad Meisgeier said Jody Rinne with Bergan KDV was available to address questions and concerns from the Board. Mrs. Rinne provided the board with a brief summary. Mr. Meisgeier said the district plans to complete a special audit on the CARES fundings. This will be done to assure the use of the funds can be defended.* Voting in favor of said motion was: Mr. Pate, Mr. Anderson, Mrs. Poole, Mrs. McGill Johnson, and Mr. Kennedy. Voting against were: None. Motion carried.

Motion by Dave Anderson, seconded by Mike Pate, that the contract for the Millard South High School elevator controller upgrade be awarded to Schumacher Elevator in the amount of \$130,299 and that the Chief Financial Officer be authorized to execute any and all documents related to such project. Voting in favor of said motion was: Mrs. Poole, Mrs. McGill Johnson, Mr. Kennedy, Mr. Pate and Mr. Anderson. Voting against were: None. Motion carried.

Motion by Mike Pate, seconded by Dave Anderson, that the contract for the Andersen Middle School heat pump replacement be awarded to Sol Lewis Engineering Company in the amount of \$445,200 and that the Chief Financial Officer be authorized to execute any and all documents related to such project. *Chief Financial Officer Chad Meisgeier said Jeff Hemje from Morrissey Engineering was available to address questions and concerns from the Board.* Voting in favor of said motion was: Mr. Kennedy, Mr. Pate, Mr. Anderson, Mrs. Poole, and Mrs. McGill Johnson. Voting against were: None. Motion carried.

Motion by Mike Pate, seconded by Dave Anderson, that the contract for the Disney Elementary School intercom replacement be awarded to Tred-Mark Communications in the amount of \$176,884 and that the Chief Financial Officer be authorized to

execute any and all documents related to such project. *Chief Financial Officer Chad Meisgeier said Jeff Hemje from Morrissey Engineering was available to address questions and concerns from the Board.* Voting in favor of said motion was: Mrs. McGill Johnson, Mr. Kennedy, Mr. Pate, Mr. Anderson, and Mrs. Poole. Voting against were: None. Motion carried.

Motion by Dave Anderson, seconded by Amanda McGill Johnson, that the contract for the Holling Heights Elementary School intercom replacement be awarded to Kidwell Incorporated in the amount of \$136,898 and that the Chief Financial Officer be authorized to execute any and all documents related to such project. *Chief Financial Officer Chad Meisgeier said Jeff Hemje from Morrissey Engineering was available to address questions and concerns from the Board.* Voting in favor of said motion was: Mr. Anderson, Mrs. Poole, Mrs. McGill Johnson, Mr. Kennedy, and Mr. Pate. Voting against were: None. Motion carried.

Motion by Amanda McGill Johnson, seconded by Mike Pate, that the contract for the North High School interior lighting replacement - phase II be awarded to Downs Electric in the amount of \$345,575 and that the Chief Financial Officer be authorized to execute any and all documents related to such project. *Chief Financial Officer Chad Meisgeier said Jeff Hemje from Morrissey Engineering was available to address questions and concerns from the Board.* Voting in favor of said motion was: Mr. Pate, Mr. Anderson, Mrs. Poole, Mrs. McGill Johnson, and Mr. Kennedy. Voting against were: None. Motion carried.

Motion by Dave Anderson, seconded by Amanda McGill Johnson, that The Daily Record be designated as the Official Paper of Record. Voting in favor of said motion was: Mrs. Poole, Mrs. McGill Johnson, Mr. Kennedy, Mr. Pate and Mr. Anderson. Voting against were: None. Motion carried.

Motion by Dave Anderson, seconded by Mike Kennedy, that the district designate CIT Bank and the Nebraska Liquid Asset Fund as the primary depositories for school district funds with the further designation of First National Bank, US Bank, and Core Bank for school activity fund deposits. Voting in favor of said motion was: Mr. Kennedy, Mr. Anderson, Mrs. Poole, and Mrs. McGill Johnson. Voting against were: Mr. Pate. Motion carried.

Motion by Dave Anderson, seconded by Amanda McGill Johnson, to approve Samantha K. Ballard as a new Assistant Principal at Millard West High School. Voting in favor of said motion was: Mrs. McGill Johnson, Mr. Kennedy, Mr. Pate, Mr. Anderson, and Mrs. Poole. Voting against were: None. Motion carried.

Motion by Mike Kennedy, seconded by Dave Anderson, to approve Dr. Kristen Abueg as a new Assistant Principal at Beadle Middle School. Voting in favor of said motion was: Mr. Anderson, Mrs. Poole, Mrs. McGill Johnson, Mr. Kennedy, and Mr. Pate. Voting against were: None. Motion carried.

Motion by Mike Pate, seconded by Mike Kennedy, to approve Personnel Actions: Recommendation to Hire: Sha A. Sturgill, Maria J. Mainelli, Baylie M. Embry, Jessica M. Walker, Katherine A. Schwab, Patrick J. Swift, Kimberly A. King, Kayla C. Holmes, Hayley P. Coburn, Dr. Bridgette B. Stevens, Alycia K. Ervin, Samuel A. Aldridge; Resignation Agenda: Brooke E. Greisen; (RNI) Resignation Notification Incentive: Katherine E. Lake, Laura L. Cork, Nancy M. Poma, Julia C. Siniard, Nitra E. Arlton-Doyle, Bryce L. Trout, Judith C. Johnson, Dennis M. Gehringer, Carlene M. McCulloch, Jamie S. Matson, Cynthia A. Wallace, Catherine D. Greenwald, Amy B. Stenger, Barbara E. Carlsen, Nancy P. Starr, Julie B. Kemp, Kristie L. Plugge, Danielle J. Petro, Brian F. Begley, Jennifer S. Miller, Voluntary Separation Program (VSP); Judy A. Elledge, Amy B. Stenger, Barbara E. Carlsen, Jennifer S. Miller, Julie B. Kemp, Pamela S. Ehly, Coleen A. Latenser, Nancy P. Starr. Voting in favor of said motion was: Mr. Pate, Mr. Anderson, Mrs. Poole, Mrs. McGill Johnson, and Mr. Kennedy. Voting against were: None. Motion carried.

Mrs. Poole requested to move Executive Session to the end of the agenda. There was no objection.

Reports:

2020 Bond Budgeting Update

Chief Financial Officer Chad Meisgeier provided the board with an update on the 2020 Bond projects. This report was requested by the board due to the material inflationary increases in construction projects we have seen recently. Mr. Meisgeier provided current totals in terms of projects coming in over or under budgets. He said we currently estimate our projects to be a total of \$1.47 million under budget.

Mr. Meisgeier said as high projected inflation is likely to continue, we anticipate that more future projects will come in higher than budget, especially those originally budgeted in 2019 prior to this period of heightened construction inflation. Mr. Meisgeier shared several strategies on how the district intends to move forward.

Insurance Report

The District has engaged the services of the FNIC (formerly Harry A. Koch Company) as its insurance consultant. Each year, the consultant makes a report to the Board and addresses any questions the board members may have. Bill Unger, representative with FNIC, was available to give a short presentation.

2021-22 Transfer-Option Report

Director of Student Services Bill Jelkin provided a current year snapshot of accepted options and transfers for the current 2021-22 school year. The report provided the total numbers and transfers approved as of December 13, 2021.

Legislative Report

Executive Director of Activities, Athletics & External Affairs Nolan Beyer provided the board with a legislative update. Mr. Beyer said Wednesday, January 5, 2022 will be the first day of the 60 day session. Nolan Beyer said they hoped to have bill language for what is being referred to as the “Columbus” State Aid Plan. However due to staffing changes in the bill drafting office we have not received the bill language.

Mr. Beyer said the first ten days will be used for bill introductions and public hearings are anticipated to begin January 18, 2022. Mr. Beyer said there are some concerns about time since this is a short session and a budget needs to be passed for the allocation of the federal CARES funding. The speaker has urged Senators to designate bills early.

District COVID Update

Dr. Sutfin provided a district COVID update on how the district is responding to COVID-19. Dr. Sutfin said he is continually asked and pushed on if he will bring a mask mandate request to the Board of Education. He said as you can see this is not an action item and there is no mask mandate request.

Dr. Sutfin said he is not either pro-mask mandate or anti-mask mandate. Dr. Sutfin said he is pro-community response. Dr. Sutfin said it can not be expected for the school district to fight COVID-19 on its own. He said it is in favor of anything that aligns our community. Dr. Sutfin said the community exists outside of the schools as much as it does inside. Dr. Sutfin said over winter break he observed very few masks in the community. He said asking the kids to wear masks at school under a mask mandate when they don't wear them anywhere else is not going to stop the spread of COVID-19.

Dr. Sutfin shared the current vaccination rates in our community as well as the daily positive cases above age 12 and below age 12. Dr. Sutfin shared what the district will continue to do in response of COVID-19. Such as, we will continue to communicate with families and urge them to talk with their physicians. He said we will continue to host vaccine clinics in coordination with DC health. Dr. Sutfin also said we will recommend masks in accordance with CDC and Douglas County Health recommendations.

Dr. Sutfin explained the changes to the preschool and elementary school protocols. Dr. Sutfin talked about the added pressure on teachers to catch students up after remote learning and keeping them caught up with classroom closures and quarantines. Dr. Sutfin said the main goal is to keep students in class and the workforce needed to staff our building. Dr. Sutfin said the district will not track COVID vaccination status unless required to do so by the DHHS or the Legislature. Dr. Sutfin also said he will continue to keep the board informed.

Mrs. Poole reminded the Board of future agenda items and said this is the proper time for public questions and comments. There were no requests to speak on non-agenda items.

Future Agenda Items/ Board Calendar:

1. Teacher Work Day / Staff Development on Wednesday, January 5, 2022
2. School Resumes for Students on Thursday, January 6, 2022
3. Committee of the Whole Meeting on Monday, January 10, 2022 at 6:00 p.m. at the DSAC
4. No School for Students on January 17, 2022 for Martin Luther King Jr. Day – Staff Development Day
5. Board of Education Meeting on Monday, January 17, 2022 at 6:00 p.m. at the DSAC
6. Board of Education Meeting on Monday, February 7, 2022 at 6:00 p.m. at the DSAC
7. Committee of the Whole Meeting on Monday, February 14, 2022 at 6:00 p.m. at the DSAC

At 7:38 p.m. Mike Kennedy made a motion to go into Executive Session, seconded by Dave Anderson. Voting in favor of said motion was: Mrs. McGill Johnson, Mr. Kennedy, Mr. Pate, Mr. Anderson, and Mrs. Poole. Voting against were: None. Motion carried.

Motion by Dave Anderson and seconded by Linda Poole to come out of Executive Session at 8:20 p.m. Voting in favor of said motion was: Mr. Pate, Mr. Anderson, Mrs. Poole, Mrs. McGill Johnson, and Mr. Kennedy. Voting against were: None. Motion carried.



Secretary, Mike Kennedy

Millard Public Schools

January 17, 2022

Millard Public Schools Check Register Prepared for the Board Meeting for Jan 17, 2022

Fund	Check Number	Check Date	Vendor Number	Vendor Name	Transaction Amount
01	490512	01/06/2022	011651	AMERICAN EXPRESS	\$919.62
	490514	01/06/2022	142385	SHANNON KIEBLER	\$18,375.00
	490515	01/06/2022	143459	GREAT PLAINS COMMUNICATIONS HOLDING	\$1,396.24
	490516	01/06/2022	064800	METRO UTILITIES DISTRICT OF OMAHA	\$56,230.76
	490518	01/06/2022	134598	PRIME COMMUNICATIONS INC	\$3,128.00
	490521	01/06/2022	139797	US BANK NATIONAL ASSOCIATION	\$100.00
	490522	01/06/2022	136617	ANTHONY R WARD	\$4,960.00
	490531	01/17/2022	130731	FIRST WIRELESS INC	\$1,443.30
	490532	01/17/2022	143349	KAREN HOWARD	\$250.00
	490533	01/17/2022	133397	HY-VEE INC	\$1,597.49
	490534	01/17/2022	133397	HY-VEE INC	\$680.17
	490535	01/17/2022	132878	HY-VEE INC	\$584.30
	490536	01/17/2022	049851	HY-VEE INC	\$856.26
	490537	01/17/2022	049850	HY-VEE INC	\$2,449.91
	490538	01/17/2022	133037	JENSEN TIRE & AUTO #15	\$35.00
	490539	01/17/2022	133203	MTT CO	\$459.00
	490541	01/17/2022	101663	PRESTWICK HOUSE INC	\$24.75
	490544	01/17/2022	139797	US BANK NATIONAL ASSOCIATION	\$101.00
	490545	01/17/2022	139797	US BANK NATIONAL ASSOCIATION	\$200.00
	490546	01/17/2022	139797	US BANK NATIONAL ASSOCIATION	\$101.00
	490547	01/17/2022	139797	US BANK NATIONAL ASSOCIATION	\$101.00
	490548	01/17/2022	139797	US BANK NATIONAL ASSOCIATION	\$150.00
	490549	01/17/2022	139797	US BANK NATIONAL ASSOCIATION	\$200.00
	490550	01/17/2022	139797	US BANK NATIONAL ASSOCIATION	\$108.00
	490551	01/17/2022	139797	US BANK NATIONAL ASSOCIATION	\$108.00
	490552	01/17/2022	139797	US BANK NATIONAL ASSOCIATION	\$202.00
	490553	01/17/2022	138046	AUTO LUBE INC	\$49.62
	490556	01/17/2022	141432	WELLS FARGO FINANCIAL LEASNG INC	\$3,425.00

Millard Public Schools Check Register Prepared for the Board Meeting for Jan 17, 2022

Fund	Check Number	Check Date	Vendor Number	Vendor Name	Transaction Amount
01 - Total					\$98,235.42
02	26893	01/17/2022	143574	ERIC AMADOR	\$76.13
	26894	01/17/2022	143573	RACHEL ARMOUR	\$76.13
	26895	01/17/2022	143577	TWILA BOYSEN	\$87.00
	26896	01/17/2022	010061	BULLER FIXTURE COMPANY	\$4,751.00
	26897	01/17/2022	143572	EMILY EDEN ELLISON	\$76.13
	26898	01/17/2022	143575	AARON J GARRETT	\$76.13
	26899	01/17/2022	135983	ENCORE ONE LLC	\$3,300.81
	26900	01/17/2022	131437	GRACE C KUBIK	\$58.52
	26901	01/17/2022	106392	MARKING REFRIGERATION INC	\$809.50
	26902	01/17/2022	142660	MIDWEST EQUIP/ESPRESSO SPECIALIST	\$1,469.80
	26903	01/17/2022	139832	PAMELA S OSTERMAN	\$10.08
	26904	01/17/2022	143576	JOHN C SHUKIS	\$32.63
	26905	01/17/2022	142880	IVAN SMITH	\$145.00
	26906	01/17/2022	143348	DEADEA R SPORLEDER	\$22.01
	26907	01/17/2022	143699	MICHELLE J VACCARO	\$50.00
	26908	01/17/2022	131241	MARCIA L WILLIAMS	\$45.02
02 - Total					\$11,085.89
07	490540	01/17/2022	134532	MORRISSEY ENGINEERING INC	\$64,400.00
	490554	01/17/2022	143362	THE WEITZ GROUP LLC	\$160.00
	490555	01/17/2022	143362	THE WEITZ GROUP LLC	\$461,996.00
07 - Total					\$526,556.00
11	490530	01/17/2022	137274	EILEEN CABRERA	\$6.00
	490537	01/17/2022	049850	HY-VEE INC	\$24.00
11 - Total					\$30.00
17	490531	01/17/2022	130731	FIRST WIRELESS INC	\$1,869.00
17 - Total					\$1,869.00
50	490513	01/06/2022	143688	SHANE COE	\$2,018.40

Millard Public Schools Check Register Prepared for the Board Meeting for Jan 17, 2022

Fund	Check Number	Check Date	Vendor Number	Vendor Name	Transaction Amount
50	490517	01/06/2022	136739	JAMES W KUPER	\$1,171.50
	490519	01/06/2022	143256	RACHEL J REESE	\$2,000.00
	490520	01/06/2022	141657	DINA RYAN-ELSE	\$308.00
	490523	01/06/2022	143074	CHAD ALEXANDER WILLIAMS	\$368.00
	490542	01/17/2022	142171	ALEXIS R ROBSON	\$14,265.38
	490543	01/17/2022	143690	DILLON STEWART	\$50.00
50 - Total					\$20,181.28
99	490513	01/06/2022	143688	SHANE COE	(\$54.00)
	490514	01/06/2022	142385	SHANNON KIEBLER	(\$672.00)
	490517	01/06/2022	136739	JAMES W KUPER	(\$45.30)
	490519	01/06/2022	143256	RACHEL J REESE	(\$77.28)
	490522	01/06/2022	136617	ANTHONY R WARD	(\$198.40)
	490542	01/17/2022	142171	ALEXIS R ROBSON	(\$480.00)
99 - Total					(\$1,526.98)
Overall - Total					\$656,430.61

Current Cash Balance

Sorted by Site ID, Group ID, Activity ID.
From 11/01/2021 to 11/30/2021.

Site ID	Site Name	Beginning Cash	Receipts	Disbursements	Adjustments	Cash Balance
Group ID	Group Name					
Activity ID	Activity Name					
DSAC	Don Stroh Administration Center					
A	ACTIVITY GENERAL					
1010	General Admin	134,934.23	10.86	0.00	0.00	134,945.09
1018	School Pay Fees	4.45	55.42	0.00	0.00	59.87
1025	Savings	317.49	0.00	0.00	0.00	317.49
1030	Staff Vending	913.00	0.00	0.00	0.00	913.00
1105	Laptop Insurance	0.00	0.00	0.00	0.00	0.00
1106	Laptop Loss/Damage	0.00	0.00	0.00	0.00	0.00
1107	Laptop Insurance-YAP/Project Search	520.00	20.00	0.00	0.00	540.00
1108	Laptop Loss-Damage YAP/Project Search	0.00	0.00	0.00	0.00	0.00
A Totals:		136,689.17	86.28	0.00	0.00	136,775.45
E	ADMINISTRATIVE CUSTODIAL					
5005	Activity Express	185,244.53	3,720.00	1,545.00	0.00	187,419.53
5009	Friday Folder Advertising	0.00	0.00	0.00	0.00	0.00
5011	Creative Collage Crafts	1,903.29	708.00	396.50	0.00	2,214.79
5060	Hospitality	0.00	0.00	0.00	0.00	0.00
5062	Ed Services Hospitality	99.82	0.00	0.00	0.00	99.82
5080	Media	0.00	0.00	0.00	0.00	0.00
5081	MPS App	0.00	0.00	0.00	0.00	0.00
5096	MPS Activities Calendar	0.00	0.00	0.00	0.00	0.00
5098	NFUSSD	0.00	0.00	0.00	0.00	0.00
5110	Other Student Activities	0.00	0.00	0.00	0.00	0.00
5140	PayBac	0.00	0.00	0.00	0.00	0.00
5165	Logo Sales	0.00	0.00	0.00	0.00	0.00
5176	Student Showcase	0.00	0.00	0.00	0.00	0.00
5177	Staff Development	0.00	0.00	0.00	0.00	0.00
5178	STOP Hunger	0.00	0.00	0.00	0.00	0.00
5225	WF Student Donation	5,660.18	0.00	0.00	0.00	5,660.18
5250	Instrument Rental	-6,664.39	2,892.50	7,473.71	0.00	-11,245.60
5255	South Swim Lessons	10,170.00	0.00	0.00	0.00	10,170.00
5260	North Swim Lessons	0.00	0.00	0.00	0.00	0.00
5265	West Swim Lessons	4,000.00	0.00	0.00	0.00	4,000.00
5270	North Open Swim	1,647.00	0.00	0.00	0.00	1,647.00
5275	West Open Swim	4,100.00	0.00	0.00	0.00	4,100.00
5280	South Open Swim	4,781.00	0.00	0.00	0.00	4,781.00
5285	Maintenance Vending	792.16	0.00	0.00	0.00	792.16
5290	Tech Vending	568.81	28.16	0.00	0.00	596.97
5295	Facility Use Rental Fee	102,803.08	6,003.00	0.00	0.00	108,806.08
5300	Facility Use Building Access	20,097.50	4,848.00	0.00	0.00	24,945.50
5305	Facility Use Staffing	5,841.50	4,567.50	0.00	0.00	10,409.00
5310	Check Collection	483.15	0.00	0.00	0.00	483.15
E Totals:		341,527.63	22,767.16	9,415.21	0.00	354,879.58

Current Cash Balance

Sorted by Site ID, Group ID, Activity ID.
From 11/01/2021 to 11/30/2021.

Site ID Group ID	Site Name Group Name	Activity ID	Activity Name	Beginning Cash	Receipts	Disbursements	Adjustments	Cash Balance
Q	STUDENT FEE FUND							
	7195		HAL Field Trips	3,235.96	0.00	0.00	0.00	3,235.96
Q Totals:				3,235.96	0.00	0.00	0.00	3,235.96
DSAC Activity Totals:				481,452.76	22,853.44	9,415.21	0.00	494,890.99

	Begin Balance	Transfers	Receipts	Disbursements	Adjustments	End Balance
DSAC Checking:			22,853.44	9,415.21		
DSAC Investment:						
DSAC Bank Balances:	481,452.76		22,853.44	9,415.21	0.00	494,890.99

Current Cash Balance

Sorted by Site ID, Group ID, Activity ID,
From 11/01/2021 to 11/30/2021.

Site ID Group ID	Site Name Group Name	Activity ID	Activity Name	Beginning Cash	Receipts	Disbursements	Adjustments	Cash Balance
Abbott	Abbott Elementary							
A	ACTIVITY GENERAL							
	1010		General Admin	27,010.60	3,478.47	292.18	0.00	30,196.89
	1018		School Pay Fees	0.00	0.00	0.00	0.00	0.00
	1020		Volunteers-General	708.05	0.00	572.10	0.00	135.95
	1030		Staff Vending	86.32	0.00	0.00	0.00	86.32
	1105		Laptop Insurance	2,825.25	0.00	2,825.25	0.00	0.00
	1106		Laptop Loss/Damage	0.00	0.00	0.00	0.00	0.00
	A Totals:			30,630.22	3,478.47	3,689.53	0.00	30,419.16
D	CLUBS AND ORGANIZATIONS							
	4040		Art	0.00	0.00	0.00	0.00	0.00
	4230		Environmental Club	0.00	0.00	0.00	0.00	0.00
	4440		Leadership Club	30.00	0.00	0.00	0.00	30.00
	4500		Music	0.00	0.00	0.00	0.00	0.00
	4540		Other Clubs	0.00	0.00	0.00	0.00	0.00
	4580		Reading	0.00	0.00	0.00	0.00	0.00
	4620		Safety Patrol	0.00	0.00	0.00	0.00	0.00
	4660		Spanish Club	0.00	0.00	0.00	0.00	0.00
	4710		Student Council	494.12	0.00	0.00	0.00	494.12
	4760		World Language	102.48	0.00	0.00	0.00	102.48
	D Totals:			626.60	0.00	0.00	0.00	626.60
E	ADMINISTRATIVE CUSTODIAL							
	5040		Fundraising-General	0.00	0.00	0.00	0.00	0.00
	5060		Hospitality	0.00	0.00	0.00	0.00	0.00
	5080		Media	8,574.51	271.46	0.00	0.00	8,845.97
	5110		Other Student Activities	0.00	0.00	0.00	0.00	0.00
	5121		KG Field Trips-Curriculum Related	121.16	0.00	0.00	0.00	121.16
	5122		1st Grade Field Trips-Curriculum Related	0.00	0.00	0.00	0.00	0.00
	5123		2nd Grade Field Trips-Curriculum Related	0.00	0.00	316.00	0.00	-316.00
	5124		3rd Grade Field Trips-Curriculum Related	113.25	0.00	0.00	0.00	113.25
	5125		4th Grade Field Trips-Curriculum Related	32.06	0.00	0.00	0.00	32.06
	5126		5th Grade Field Trips-Curriculum Related	0.00	0.00	0.00	0.00	0.00
	5127		6th Grade Field Trips-Curriculum Related	0.00	0.00	0.00	0.00	0.00
	5128		7th Grade Field Trips-Curriculum Related	0.00	0.00	0.00	0.00	0.00
	5129		8th Grade Field Trips-Curriculum Related	0.00	0.00	0.00	0.00	0.00
	5180		Teacher Fund/Grants	629.67	0.00	0.00	0.00	629.67
	E Totals:			9,470.65	271.46	316.00	0.00	9,426.11

Current Cash Balance

Sorted by Site ID, Group ID, Activity ID.
From 11/01/2021 to 11/30/2021.

Site ID	Site Name	Beginning Cash	Receipts	Disbursements	Adjustments	Cash Balance
Group ID	Group Name					
	Activity ID Activity Name					
Q	STUDENT FEE FUND					
	7000 KG Field Trips	0.00	0.00	0.00	0.00	0.00
	7010 1st Grade Field Trips	0.00	0.00	0.00	0.00	0.00
	7020 2nd Grade Field Trips	0.00	0.00	0.00	0.00	0.00
	7030 3rd Grade Field Trips	0.00	0.00	0.00	0.00	0.00
	7040 4th Grade Field Trips	0.00	0.00	0.00	0.00	0.00
	7050 5th Grade Field Trips	0.00	0.00	0.00	0.00	0.00
	7900 Field Trips-Other	0.00	0.00	0.00	0.00	0.00
	Q Totals:	0.00	0.00	0.00	0.00	0.00
	Abbott Activity Totals:	40,727.47	3,749.93	4,005.53	0.00	40,471.87

	Begin Balance	Transfers	Receipts	Disbursements	Adjustments	End Balance
Abbott Checking:			3,749.93	4,005.53		
Abbott Investment:						
Abbott Bank Balances:	40,727.47		3,749.93	4,005.53	0.00	40,471.87

Current Cash Balance

Sorted by Site ID, Group ID, Activity ID,
From 11/01/2021 to 11/30/2021.

Site ID Group ID	Site Name Group Name Activity ID Activity Name	Beginning Cash	Receipts	Disbursements	Adjustments	Cash Balance
Ackerm	Ackerman Elementary					
A	ACTIVITY GENERAL					
	1010 General Admin	262.88	109.67	149.32	1,907.13	2,130.36
	1018 School Pay Fees	7.17	0.00	0.00	0.00	7.17
	1020 Volunteers-General	114,148.89	368.26	1,500.38	12.26	113,028.83
	1022 Volunteers - Hospitality	0.00	0.00	0.00	0.00	0.00
	1030 Staff Vending	0.00	0.00	0.00	0.00	0.00
	1105 Laptop Insurance	3,285.30	0.00	3,285.30	0.00	0.00
	1106 Laptop Loss/Damage	0.00	0.00	0.00	0.00	0.00
	A Totals:	117,704.04	477.93	4,935.00	1,919.39	115,166.36
D	CLUBS AND ORGANIZATIONS					
	4040 Art	2,880.50	3,909.40	2,919.33	0.00	3,870.57
	4070 Birthday Book Club	0.00	0.00	0.00	0.00	0.00
	4140 Choir	0.00	0.00	0.00	0.00	0.00
	4270 Field Day	1,378.60	0.00	16.76	0.00	1,361.84
	4580 Reading	0.00	0.00	0.00	0.00	0.00
	4710 Student Council	546.31	0.00	0.00	0.00	546.31
	4770 Yearbook	1,019.07	0.00	0.00	0.00	1,019.07
	D Totals:	5,824.48	3,909.40	2,936.09	0.00	6,797.79
E	ADMINISTRATIVE CUSTODIAL					
	5040 Fundraising-General	0.00	0.00	0.00	0.00	0.00
	5060 Hospitality	0.00	0.00	0.00	0.00	0.00
	5070 Library	7,813.17	0.00	0.00	0.00	7,813.17
	5110 Other Student Activities	0.00	0.00	0.00	0.00	0.00
	5121 KG Field Trips-Curriculum Related	0.00	0.00	0.00	0.00	0.00
	5122 1st Grade Field Trips-Curriculum Related	0.00	0.00	0.00	0.00	0.00
	5123 2nd Grade Field Trips-Curriculum Related	131.02	0.00	118.76	-12.26	0.00
	5124 3rd Grade Field Trips-Curriculum Related	255.94	0.00	0.00	0.00	255.94
	5125 4th Grade Field Trips-Curriculum Related	51.00	0.00	0.00	0.00	51.00
	5126 5th Grade Field Trips-Curriculum Related	0.00	0.00	0.00	0.00	0.00
	5140 PayBac	32.75	0.00	0.00	0.00	32.75
	5180 Teacher Fund/Grants	1,907.13	0.00	0.00	-1,907.13	0.00
	E Totals:	10,191.01	0.00	118.76	-1,919.39	8,152.86
Q	STUDENT FEE FUND					
	7000 KG Field Trips	0.00	0.00	0.00	0.00	0.00
	7010 1st Grade Field Trips	0.00	0.00	0.00	0.00	0.00
	7020 2nd Grade Field Trips	0.00	0.00	0.00	0.00	0.00
	7030 3rd Grade Field Trips	0.00	0.00	0.00	0.00	0.00
	7040 4th Grade Field Trips	0.00	0.00	0.00	0.00	0.00
	7050 5th Grade Field Trips	0.00	0.00	0.00	0.00	0.00
	7900 Field Trips-Other	0.00	0.00	0.00	0.00	0.00
	Q Totals:	0.00	0.00	0.00	0.00	0.00

Current Cash Balance

Sorted by Site ID, Group ID, Activity ID.
From 11/01/2021 to 11/30/2021.

Site ID	Site Name	Beginning Cash	Receipts	Disbursements	Adjustments	Cash Balance
Group ID	Group Name					
Activity ID	Activity Name					
Ackerman Activity Totals:		133,719.53	4,387.33	7,989.85	0.00	130,117.01

	Begin Balance	Transfers	Receipts	Disbursements	Adjustments	End Balance
Ackerman Checking:			4,387.33	7,989.85		
Ackerman Investment:						
Ackerman Bank Balances:	133,719.53		4,387.33	7,989.85	0.00	130,117.01

Current Cash Balance

Sorted by Site ID, Group ID, Activity ID.
From 11/01/2021 to 11/30/2021.

Site ID	Site Name	Beginning Cash	Receipts	Disbursements	Adjustments	Cash Balance
Group ID	Group Name					
Activity ID	Activity Name					
Aldrich	Aldrich Elementary					
A	ACTIVITY GENERAL					
1010	General Admin	13,569.33	1,100.88	1,902.27	0.00	12,767.94
1018	School Pay Fees	86.94	0.00	88.42	0.00	-1.48
1030	Staff Vending	319.65	0.00	0.00	0.00	319.65
1105	Laptop Insurance	120.00	0.00	120.00	0.00	0.00
1106	Laptop Loss/Damage	0.00	0.00	0.00	0.00	0.00
A Totals:		14,095.92	1,100.88	2,110.69	0.00	13,086.11
D	CLUBS AND ORGANIZATIONS					
4040	Art	0.00	0.00	0.00	0.00	0.00
4070	Birthday Book Club	6,322.34	220.00	0.00	0.00	6,542.34
4710	Student Council	0.00	0.00	0.00	0.00	0.00
D Totals:		6,322.34	220.00	0.00	0.00	6,542.34
E	ADMINISTRATIVE CUSTODIAL					
5040	Fundraising-General	0.00	0.00	0.00	0.00	0.00
5060	Hospitality	0.00	0.00	0.00	0.00	0.00
5070	Library	1,052.85	0.00	0.00	0.00	1,052.85
5110	Other Student Activities	0.00	0.00	0.00	0.00	0.00
5121	KG Field Trips-Curriculum Related	0.00	0.00	0.00	0.00	0.00
5122	1st Grade Field Trips-Curriculum Related	0.00	0.00	0.00	0.00	0.00
5123	2nd Grade Field Trips-Curriculum Related	70.42	0.00	0.00	0.00	70.42
5124	3rd Grade Field Trips-Curriculum Related	0.00	0.00	0.00	0.00	0.00
5125	4th Grade Field Trips-Curriculum Related	0.00	0.00	0.00	0.00	0.00
5126	5th Grade Field Trips-Curriculum Related	0.00	0.00	0.00	0.00	0.00
E Totals:		1,123.27	0.00	0.00	0.00	1,123.27
Q	STUDENT FEE FUND					
7000	KG Field Trips	0.00	0.00	0.00	0.00	0.00
7010	1st Grade Field Trips	0.00	0.00	0.00	0.00	0.00
7020	2nd Grade Field Trips	0.00	0.00	0.00	0.00	0.00
7030	3rd Grade Field Trips	0.00	0.00	0.00	0.00	0.00
7040	4th Grade Field Trips	0.00	0.00	0.00	0.00	0.00
7050	5th Grade Field Trips	0.00	0.00	0.00	0.00	0.00
7900	Field Trips-Other	0.00	0.00	0.00	0.00	0.00
Q Totals:		0.00	0.00	0.00	0.00	0.00
Aldrich Activity Totals:		21,541.53	1,320.88	2,110.69	0.00	20,751.72

	Begin Balance	Transfers	Receipts	Disbursements	Adjustments	End Balance
Aldrich Checking:			1,320.88	2,110.69		
Aldrich Investment:						
Aldrich Bank Balances:	21,541.53		1,320.88	2,110.69	0.00	20,751.72

Current Cash Balance

Sorted by Site ID, Group ID, Activity ID.
From 11/01/2021 to 11/30/2021.

Site ID	Site Name	Beginning Cash	Receipts	Disbursements	Adjustments	Cash Balance
Group ID	Group Name					
Activity ID	Activity Name					
BlackEl	Black Elk Elementary					
A	ACTIVITY GENERAL					
1010	General Admin	19,193.20	4.47	191.36	0.00	19,006.31
1018	School Pay Fees	44.82	0.00	0.00	0.00	44.82
1020	Volunteers-General	61,460.68	83.00	755.79	0.00	60,787.89
1022	Volunteers - Hospitality	0.00	0.00	0.00	0.00	0.00
1030	Staff Vending	0.00	0.00	0.00	0.00	0.00
1105	Laptop Insurance	60.00	20.00	0.00	0.00	80.00
1106	Laptop Loss/Damage	14.00	0.00	0.00	0.00	14.00
A Totals:		80,772.70	107.47	947.15	0.00	79,933.02
D	CLUBS AND ORGANIZATIONS					
4040	Art	4,273.73	4,221.16	0.00	0.00	8,494.89
4070	Birthday Book Club	4,225.41	0.00	0.00	0.00	4,225.41
4140	Choir	293.26	0.00	0.00	0.00	293.26
4270	Field Day	919.25	0.00	0.00	0.00	919.25
4540	Other Clubs	482.50	0.00	501.75	0.00	-19.25
4580	Reading	50.65	0.00	0.00	0.00	50.65
4710	Student Council	2,548.61	130.00	0.00	0.00	2,678.61
D Totals:		12,793.41	4,351.16	501.75	0.00	16,642.82
E	ADMINISTRATIVE CUSTODIAL					
5040	Fundraising-General	0.00	0.00	0.00	0.00	0.00
5065	Hospitality-VIP	1,364.95	0.00	0.00	0.00	1,364.95
5080	Media	5,671.95	8.99	4.00	0.00	5,676.94
5100	Other Adm Custodial	0.00	0.00	0.00	0.00	0.00
5110	Other Student Activities	0.00	0.00	0.00	0.00	0.00
5121	KG Field Trips-Curriculum Related	6.50	0.00	0.00	0.00	6.50
5122	1st Grade Field Trips-Curriculum Related	0.00	0.00	0.00	0.00	0.00
5123	2nd Grade Field Trips-Curriculum Related	0.00	0.00	0.00	0.00	0.00
5124	3rd Grade Field Trips-Curriculum Related	0.00	0.00	0.00	0.00	0.00
5125	4th Grade Field Trips-Curriculum Related	0.00	0.00	0.00	0.00	0.00
5126	5th Grade Field Trips-Curriculum Related	0.00	0.00	345.48	0.00	-345.48
5140	PayBac	793.15	159.47	0.00	0.00	952.62
E Totals:		7,836.55	168.46	349.48	0.00	7,655.53
Q	STUDENT FEE FUND					
7900	Field Trips-Other	0.00	0.00	0.00	0.00	0.00
Q Totals:		0.00	0.00	0.00	0.00	0.00

Current Cash Balance

Sorted by Site ID, Group ID, Activity ID.
From 11/01/2021 to 11/30/2021.

Site ID	Site Name	Beginning Cash	Receipts	Disbursements	Adjustments	Cash Balance
Group ID	Group Name					
Activity ID	Activity Name					

BlackElk Activity Totals:		101,402.66	4,627.09	1,798.38	0.00	104,231.37
---------------------------	--	------------	----------	----------	------	------------

	Begin Balance	Transfers	Receipts	Disbursements	Adjustments	End Balance
BlackElk Checking:			4,627.09	1,798.38		
BlackElk Investment:						
BlackElk Bank Balances:	101,402.66		4,627.09	1,798.38	0.00	104,231.37

Current Cash Balance

Sorted by Site ID, Group ID, Activity ID.
From 11/01/2021 to 11/30/2021.

Site ID Group ID	Site Name Group Name	Activity ID	Activity Name	Beginning Cash	Receipts	Disbursements	Adjustments	Cash Balance
Bryan	Bryan Elementary School							
A	ACTIVITY GENERAL							
	1010	General Admin		6,885.12	4,001.34	560.64	0.00	10,325.82
	1018	School Pay Fees		37.26	0.00	0.00	0.00	37.26
	1030	Staff Vending		305.27	0.00	0.00	0.00	305.27
	1040	Donations		199.00	0.00	0.00	0.00	199.00
	1105	Laptop Insurance		615.00	0.00	615.00	0.00	0.00
	1106	Laptop Loss/Damage		0.00	14.00	0.00	0.00	14.00
		A Totals:		8,041.65	4,015.34	1,175.64	0.00	10,881.35
D	CLUBS AND ORGANIZATIONS							
	4040	Art		394.60	0.00	0.00	0.00	394.60
	4220	Drama Club		122.07	0.00	0.00	0.00	122.07
	4500	Music		878.51	0.00	0.00	0.00	878.51
	4710	Student Council		1,932.03	0.00	0.00	0.00	1,932.03
		D Totals:		3,327.21	0.00	0.00	0.00	3,327.21
E	ADMINISTRATIVE CUSTODIAL							
	5015	Circle of Friends		0.00	0.00	0.00	0.00	0.00
	5040	Fundraising-General		10,271.55	964.69	764.76	0.00	10,471.48
	5060	Hospitality		0.00	0.00	0.00	0.00	0.00
	5080	Media		7,271.81	20.00	0.00	0.00	7,291.81
	5100	Other Adm Custodial		0.00	0.00	0.00	0.00	0.00
	5110	Other Student Activities		840.54	0.00	0.00	0.00	840.54
	5121	KG Field Trips-Curriculum Related		0.00	0.00	0.00	0.00	0.00
	5122	1st Grade Field Trips-Curriculum Related		0.00	0.00	0.00	0.00	0.00
	5123	2nd Grade Field Trips-Curriculum Related		0.00	0.00	0.00	0.00	0.00
	5124	3rd Grade Field Trips-Curriculum Related		0.00	0.00	0.00	0.00	0.00
	5125	4th Grade Field Trips-Curriculum Related		0.00	0.00	0.00	0.00	0.00
	5126	5th Grade Field Trips-Curriculum Related		0.00	0.00	0.00	0.00	0.00
	5180	Teacher Fund/Grants		1,489.84	0.00	0.00	0.00	1,489.84
		E Totals:		19,873.74	984.69	764.76	0.00	20,093.67
Q	STUDENT FEE FUND							
	7900	Field Trips-Other		0.00	0.00	0.00	0.00	0.00
		Q Totals:		0.00	0.00	0.00	0.00	0.00
		Bryan Activity Totals:		31,242.60	5,000.03	1,940.40	0.00	34,302.23

	Begin Balance	Transfers	Receipts	Disbursements	Adjustments	End Balance
Bryan Checking:			5,000.03	1,940.40		
Bryan Investment:						
Bryan Bank Balances:	31,242.60		5,000.03	1,940.40	0.00	34,302.23

Current Cash Balance

Sorted by Site ID, Group ID, Activity ID.

From 11/01/2021 to 11/30/2021.

Site ID Group ID	Site Name Group Name	Activity ID	Activity Name	Beginning Cash	Receipts	Disbursements	Adjustments	Cash Balance
Cather	Cather Elementary							
A	ACTIVITY GENERAL							
	1010		General Admin	5,235.75	1,665.86	1,534.82	0.00	5,366.79
	1018		School Pay Fees	5.22	0.00	0.00	0.00	5.22
	1030		Staff Vending	0.00	0.00	0.00	0.00	0.00
	1040		Donations	400.00	0.00	0.00	0.00	400.00
	1105		Laptop Insurance	1,336.96	0.00	0.00	0.00	1,336.96
	1106		Laptop Loss/Damage	10.00	0.00	0.00	0.00	10.00
	A Totals:			6,987.93	1,665.86	1,534.82	0.00	7,118.97
D	CLUBS AND ORGANIZATIONS							
	4038		Archery	-340.20	0.00	0.00	0.00	-340.20
	4040		Art	0.00	0.00	0.00	0.00	0.00
	4090		Bowling Club	0.00	0.00	0.00	0.00	0.00
	4231		Ecology Club	0.00	0.00	0.00	0.00	0.00
	4500		Music	7.00	0.00	0.00	0.00	7.00
	4540		Other Clubs	5,131.50	0.00	0.00	0.00	5,131.50
	4600		Robotics & Engineering Club	2,307.21	0.00	0.00	0.00	2,307.21
	4610		SAFE/DARE/Drug Free	77.23	0.00	0.00	0.00	77.23
	4710		Student Council	1,456.02	126.73	57.38	0.00	1,525.37
	D Totals:			8,638.76	126.73	57.38	0.00	8,708.11
E	ADMINISTRATIVE CUSTODIAL							
	5040		Fundraising-General	-7.96	0.00	0.00	0.00	-7.96
	5060		Hospitality	-2.54	0.00	0.00	0.00	-2.54
	5070		Library	3,621.35	31.00	688.16	0.00	2,964.19
	5110		Other Student Activities	-2,839.50	0.00	0.00	0.00	-2,839.50
	5121		KG Field Trips-Curriculum Related	73.93	0.00	0.00	0.00	73.93
	5122		1st Grade Field Trips-Curriculum Related	106.60	0.00	0.00	0.00	106.60
	5123		2nd Grade Field Trips-Curriculum Related	648.93	0.00	0.00	0.00	648.93
	5124		3rd Grade Field Trips-Curriculum Related	151.09	64.00	220.00	0.00	-4.91
	5125		4th Grade Field Trips-Curriculum Related	0.00	0.00	0.00	0.00	0.00
	5126		5th Grade Field Trips-Curriculum Related	949.45	0.00	0.00	0.00	949.45
	5140		PayBac	1,707.03	0.00	0.00	0.00	1,707.03
	5181		Grants	397.51	0.00	0.00	0.00	397.51
	E Totals:			4,805.89	95.00	908.16	0.00	3,992.73

Current Cash Balance

Sorted by Site ID, Group ID, Activity ID.
From 11/01/2021 to 11/30/2021.

Site ID Group ID	Site Name Group Name	Activity ID	Activity Name	Beginning Cash	Receipts	Disbursements	Adjustments	Cash Balance
Q	STUDENT FEE FUND							
	7000		KG Field Trips	0.00	0.00	0.00	0.00	0.00
	7010		1st Grade Field Trips	0.00	0.00	0.00	0.00	0.00
	7020		2nd Grade Field Trips	0.00	0.00	0.00	0.00	0.00
	7030		3rd Grade Field Trips	0.00	0.00	0.00	0.00	0.00
	7040		4th Grade Field Trips	0.00	0.00	0.00	0.00	0.00
	7050		5th Grade Field Trips	0.00	0.00	0.00	0.00	0.00
	7900		Field Trips-Other	0.00	0.00	0.00	0.00	0.00
Q Totals:				0.00	0.00	0.00	0.00	0.00
Cather Activity Totals:				20,432.58	1,887.59	2,500.36	0.00	19,819.81

	Begin Balance	Transfers	Receipts	Disbursements	Adjustments	End Balance
Cather Checking:			1,887.59	2,500.36		
Cather Investment:						
Cather Bank Balances:	20,432.58		1,887.59	2,500.36	0.00	19,819.81

Current Cash Balance

Sorted by Site ID, Group ID, Activity ID.
From 11/01/2021 to 11/30/2021.

Site ID Group ID	Site Name Group Name	Activity ID	Activity Name	Beginning Cash	Receipts	Disbursements	Adjustments	Cash Balance
Cody	Cody Elementary School							
A	ACTIVITY GENERAL							
	1010		General Admin	2,562.18	0.63	517.97	0.00	2,044.84
	1018		School Pay Fees	1.62	0.00	0.00	0.00	1.62
	1030		Staff Vending	135.58	0.00	0.00	0.00	135.58
	1043		Playground	1,987.22	0.00	0.00	0.00	1,987.22
	1050		Projects/Support	265.26	0.00	0.00	0.00	265.26
	1105		Laptop Insurance	45.00	0.00	45.00	0.00	0.00
	1106		Laptop Loss/Damage	0.00	0.00	0.00	0.00	0.00
			A Totals:	4,996.86	0.63	562.97	0.00	4,434.52
D	CLUBS AND ORGANIZATIONS							
	4040		Art	0.00	0.00	0.00	0.00	0.00
	4100		Builders Club	136.00	0.00	0.00	0.00	136.00
	4140		Choir	237.71	0.00	0.00	0.00	237.71
	4540		Other Clubs	0.00	0.00	0.00	0.00	0.00
	4710		Student Council	2,546.62	0.00	403.60	0.00	2,143.02
			D Totals:	2,920.33	0.00	403.60	0.00	2,516.73
E	ADMINISTRATIVE CUSTODIAL							
	5040		Fundraising-General	0.00	0.00	0.00	0.00	0.00
	5060		Hospitality	0.00	0.00	0.00	0.00	0.00
	5080		Media	4,045.09	496.57	0.00	0.00	4,541.66
	5110		Other Student Activities	740.32	0.00	0.00	0.00	740.32
	5121		KG Field Trips-Curriculum Related	0.00	0.00	0.00	0.00	0.00
	5122		1st Grade Field Trips-Curriculum Related	576.25	0.00	0.00	0.00	576.25
	5123		2nd Grade Field Trips-Curriculum Related	713.70	0.00	0.00	0.00	713.70
	5124		3rd Grade Field Trips-Curriculum Related	227.12	0.00	0.00	0.00	227.12
	5125		4th Grade Field Trips-Curriculum Related	220.61	0.00	0.00	0.00	220.61
	5126		5th Grade Field Trips-Curriculum Related	72.00	0.00	0.00	0.00	72.00
	5165		Logo Sales	210.82	0.00	0.00	0.00	210.82
	5170		Student Notebooks	0.00	0.00	0.00	0.00	0.00
			E Totals:	6,805.91	496.57	0.00	0.00	7,302.48
Q	STUDENT FEE FUND							
	7000		KG Field Trips	0.00	0.00	0.00	0.00	0.00
	7010		1st Grade Field Trips	0.00	0.00	0.00	0.00	0.00
	7020		2nd Grade Field Trips	0.00	0.00	0.00	0.00	0.00
	7030		3rd Grade Field Trips	0.00	0.00	0.00	0.00	0.00
	7040		4th Grade Field Trips	0.00	0.00	0.00	0.00	0.00
	7050		5th Grade Field Trips	0.00	0.00	0.00	0.00	0.00
	7900		Field Trips-Other	0.00	0.00	0.00	0.00	0.00
			Q Totals:	0.00	0.00	0.00	0.00	0.00

Current Cash Balance

Sorted by Site ID, Group ID, Activity ID.
From 11/01/2021 to 11/30/2021.

Site ID	Site Name	Beginning Cash	Receipts	Disbursements	Adjustments	Cash Balance
Group ID	Group Name					
Activity ID	Activity Name					
Cody Activity Totals:		14,723.10	497.20	966.57	0.00	14,253.73

	Begin Balance	Transfers	Receipts	Disbursements	Adjustments	End Balance
Cody Checking:			497.20	966.57		
Cody Investment:						
Cody Bank Balances:	14,723.10		497.20	966.57	0.00	14,253.73

Current Cash Balance

Sorted by Site ID, Group ID, Activity ID.
From 11/01/2021 to 11/30/2021.

Site ID	Site Name	Beginning Cash	Receipts	Disbursements	Adjustments	Cash Balance
Group ID	Group Name					
Activity ID	Activity Name					
Cottonw	Cottonwood Elementary School					
A	ACTIVITY GENERAL					
1010	General Admin	14,580.80	1,724.54	2,925.88	-6.82	13,372.64
1018	School Pay Fees	4.55	0.00	0.00	6.82	11.37
1030	Staff Vending	66.76	0.00	0.00	0.00	66.76
1105	Laptop Insurance	1,795.15	0.00	1,780.15	0.00	15.00
1106	Laptop Loss/Damage	0.00	0.00	0.00	0.00	0.00
A Totals:		16,447.26	1,724.54	4,706.03	0.00	13,465.77
D	CLUBS AND ORGANIZATIONS					
4040	Art	11.76	0.00	0.00	0.00	11.76
4580	Reading	0.00	0.00	0.00	0.00	0.00
4610	SAFE/DARE/Drug Free	0.00	0.00	0.00	0.00	0.00
4710	Student Council	2,623.62	0.00	0.00	0.00	2,623.62
4750	Volunteer Club	18,626.96	1,435.00	35.92	0.00	20,026.04
D Totals:		21,262.34	1,435.00	35.92	0.00	22,661.42
E	ADMINISTRATIVE CUSTODIAL					
5040	Fundraising-General	0.00	0.00	0.00	0.00	0.00
5060	Hospitality	0.00	0.00	0.00	0.00	0.00
5070	Library	776.43	430.99	0.00	0.00	1,207.42
5110	Other Student Activities	34.32	0.00	0.00	0.00	34.32
5121	KG Field Trips-Curriculum Related	0.00	0.00	0.00	0.00	0.00
5122	1st Grade Field Trips-Curriculum Related	0.00	0.00	0.00	0.00	0.00
5123	2nd Grade Field Trips-Curriculum Related	0.00	0.00	0.00	0.00	0.00
5124	3rd Grade Field Trips-Curriculum Related	497.96	0.00	0.00	0.00	497.96
5125	4th Grade Field Trips-Curriculum Related	613.68	0.00	307.98	0.00	305.70
5126	5th Grade Field Trips-Curriculum Related	0.00	0.00	0.00	0.00	0.00
5142	Preschool	0.00	0.00	0.00	0.00	0.00
5180	Teacher Fund/Grants	203.23	0.00	0.00	0.00	203.23
E Totals:		2,125.62	430.99	307.98	0.00	2,248.63
Q	STUDENT FEE FUND					
7900	Field Trips-Other	0.00	0.00	0.00	0.00	0.00
Q Totals:		0.00	0.00	0.00	0.00	0.00
S	ATHLETIC					
9055	Athletics - Projects	0.00	0.00	0.00	0.00	0.00
S Totals:		0.00	0.00	0.00	0.00	0.00

Current Cash Balance

Sorted by Site ID, Group ID, Activity ID.
From 11/01/2021 to 11/30/2021.

Site ID	Site Name	Beginning Cash	Receipts	Disbursements	Adjustments	Cash Balance
Group ID	Group Name					
Activity ID	Activity Name					

Cottonwood Activity Totals:		39,835.22	3,590.53	5,049.93	0.00	38,375.82
-----------------------------	--	-----------	----------	----------	------	-----------

	Begin Balance	Transfers	Receipts	Disbursements	Adjustments	End Balance
Cottonwood Checking:			3,590.53	5,049.93		
Cottonwood Investment:						
Cottonwood Bank Balances:	39,835.22		3,590.53	5,049.93	0.00	38,375.82

Current Cash Balance

Sorted by Site ID, Group ID, Activity ID.
From 11/01/2021 to 11/30/2021.

Site ID	Site Name		Beginning Cash	Receipts	Disbursements	Adjustments	Cash Balance
Group ID	Group Name	Activity ID Activity Name					
Disney	Disney Elementary						
A	ACTIVITY GENERAL						
	1010	General Admin	3,400.09	574.58	12.84	0.00	3,961.83
	1015	Counseling	62.86	0.00	30.73	0.00	32.13
	1018	School Pay Fees	-0.20	0.00	0.00	0.00	-0.20
	1030	Staff Vending	257.36	6.67	0.00	0.00	264.03
	1040	Donations	13,321.28	1,123.00	1,400.89	0.00	13,043.39
	1043	Playground	10,000.00	0.00	0.00	0.00	10,000.00
	1046	Birthday Board	517.88	30.00	0.00	0.00	547.88
	1105	Laptop Insurance	960.00	0.00	0.00	0.00	960.00
	1106	Laptop Loss/Damage	28.00	14.00	0.00	0.00	42.00
		A Totals:	28,547.27	1,748.25	1,444.46	0.00	28,851.06
D	CLUBS AND ORGANIZATIONS						
	4570	Play Production	3,052.59	0.00	53.48	0.00	2,999.11
	4710	Student Council	885.72	0.00	0.00	0.00	885.72
	4726	Unified Sports	1,537.40	0.00	0.00	0.00	1,537.40
		D Totals:	5,475.71	0.00	53.48	0.00	5,422.23
E	ADMINISTRATIVE CUSTODIAL						
	5040	Fundraising-General	896.84	493.00	168.00	0.00	1,221.84
	5070	Library	-52.85	0.00	7.69	0.00	-60.54
	5120	P.E.	2,419.55	0.00	0.00	0.00	2,419.55
	5121	KG Field Trips-Curriculum Related	0.00	0.00	0.00	0.00	0.00
	5122	1st Grade Field Trips-Curriculum Related	-7.00	0.00	0.00	0.00	-7.00
	5123	2nd Grade Field Trips-Curriculum Related	21.00	0.00	0.00	0.00	21.00
	5124	3rd Grade Field Trips-Curriculum Related	37.50	0.00	0.00	0.00	37.50
	5125	4th Grade Field Trips-Curriculum Related	82.50	0.00	0.00	0.00	82.50
	5126	5th Grade Field Trips-Curriculum Related	13.45	0.00	0.00	0.00	13.45
	5181	Grants	0.00	0.00	0.00	0.00	0.00
		E Totals:	3,410.99	493.00	175.69	0.00	3,728.30
Q	STUDENT FEE FUND						
	7090	ACP (SpEd) Trips	0.00	0.00	0.00	0.00	0.00
	7900	Field Trips-Other	0.00	0.00	0.00	0.00	0.00
		Q Totals:	0.00	0.00	0.00	0.00	0.00
		Disney Activity Totals:	37,433.97	2,241.25	1,673.63	0.00	38,001.59

	Begin Balance	Transfers	Receipts	Disbursements	Adjustments	End Balance
Disney Checking:			2,241.25	1,673.63		
Disney Investment:						
Disney Bank Balances:	37,433.97		2,241.25	1,673.63	0.00	38,001.59

Current Cash Balance

Sorted by Site ID, Group ID, Activity ID.
From 11/01/2021 to 11/30/2021.

Site ID	Site Name	Beginning Cash	Receipts	Disbursements	Adjustments	Cash Balance
Group ID	Group Name					
Activity ID	Activity Name					
Ezra	Ezra Elementary					
A	ACTIVITY GENERAL					
1010	General Admin	14,880.51	195.29	757.38	0.00	14,318.42
1018	School Pay Fees	2.04	0.00	0.00	0.00	2.04
1030	Staff Vending	0.00	0.00	0.00	0.00	0.00
1105	Laptop Insurance	720.00	0.00	720.00	0.00	0.00
1106	Laptop Loss/Damage	0.00	0.00	0.00	0.00	0.00
A Totals:		15,602.55	195.29	1,477.38	0.00	14,320.46
D	CLUBS AND ORGANIZATIONS					
4010	40 Assets	0.00	0.00	0.00	0.00	0.00
4040	Art	0.00	0.00	0.00	0.00	0.00
4090	Bowling Club	0.00	0.00	0.00	0.00	0.00
4500	Music	1,025.67	0.00	0.00	0.00	1,025.67
D Totals:		1,025.67	0.00	0.00	0.00	1,025.67
E	ADMINISTRATIVE CUSTODIAL					
5025	Fines - Library Book	0.00	0.00	0.00	0.00	0.00
5040	Fundraising-General	0.00	0.00	0.00	0.00	0.00
5060	Hospitality	0.00	0.00	0.00	0.00	0.00
5070	Library	3,478.14	1,834.76	0.00	0.00	5,312.90
5110	Other Student Activities	0.00	0.00	0.00	0.00	0.00
5121	KG Field Trips-Curriculum Related	-370.48	0.00	0.00	0.00	-370.48
5122	1st Grade Field Trips-Curriculum Related	0.00	0.00	0.00	0.00	0.00
5123	2nd Grade Field Trips-Curriculum Related	54.25	0.00	182.89	0.00	-128.64
5124	3rd Grade Field Trips-Curriculum Related	509.06	0.00	0.00	0.00	509.06
5125	4th Grade Field Trips-Curriculum Related	-702.41	0.00	295.48	0.00	-997.89
5126	5th Grade Field Trips-Curriculum Related	2,611.56	2,024.00	0.00	0.00	4,635.56
5165	Logo Sales	0.00	0.00	0.00	0.00	0.00
5170	Student Notebooks	0.00	0.00	0.00	0.00	0.00
E Totals:		5,580.12	3,858.76	478.37	0.00	8,960.51
Q	STUDENT FEE FUND					
7090	ACP (SpEd) Trips	0.00	0.00	0.00	0.00	0.00
7900	Field Trips-Other	0.00	0.00	0.00	0.00	0.00
Q Totals:		0.00	0.00	0.00	0.00	0.00
Ezra Activity Totals:		22,208.34	4,054.05	1,955.75	0.00	24,306.64

	Begin Balance	Transfers	Receipts	Disbursements	Adjustments	End Balance
Ezra Checking:			4,054.05	1,955.75		
Ezra Investment:						
Ezra Bank Balances:	22,208.34		4,054.05	1,955.75	0.00	24,306.64

Current Cash Balance

Sorted by Site ID, Group ID, Activity ID.
From 11/01/2021 to 11/30/2021.

Site ID	Site Name		Beginning Cash	Receipts	Disbursements	Adjustments	Cash Balance
Group ID	Group Name	Activity ID Activity Name					
HarveyO	Harvey Oaks Elementary						
A	ACTIVITY GENERAL						
	1010	General Admin	35,852.75	217.98	502.90	0.00	35,567.83
	1018	School Pay Fees	0.89	0.54	0.00	0.00	1.43
	1030	Staff Vending	0.00	0.00	0.00	0.00	0.00
	1105	Laptop Insurance	1,020.00	15.00	1,020.00	0.00	15.00
	1106	Laptop Loss/Damage	0.00	0.00	0.00	0.00	0.00
	1170	Wellness	287.73	0.00	0.00	0.00	287.73
		A Totals:	37,161.37	233.52	1,522.90	0.00	35,871.99
D	CLUBS AND ORGANIZATIONS						
	4040	Art	0.00	0.00	0.00	0.00	0.00
	4140	Choir	0.00	0.00	0.00	0.00	0.00
	4620	Safety Patrol	0.00	0.00	0.00	0.00	0.00
	4710	Student Council	329.68	0.00	0.00	0.00	329.68
	4728	Unified Club	1,000.00	0.00	0.00	0.00	1,000.00
		D Totals:	1,329.68	0.00	0.00	0.00	1,329.68
E	ADMINISTRATIVE CUSTODIAL						
	5040	Fundraising-General	0.00	0.00	0.00	0.00	0.00
	5050	HAL	0.00	0.00	0.00	0.00	0.00
	5070	Library	1,031.96	0.00	148.90	0.00	883.06
	5110	Other Student Activities	0.00	0.00	0.00	0.00	0.00
	5121	KG Field Trips-Curriculum Related	0.00	0.00	0.00	0.00	0.00
	5122	1st Grade Field Trips-Curriculum Related	0.00	0.00	0.00	0.00	0.00
	5123	2nd Grade Field Trips-Curriculum Related	0.00	0.00	0.00	0.00	0.00
	5124	3rd Grade Field Trips-Curriculum Related	0.00	0.00	0.00	0.00	0.00
	5125	4th Grade Field Trips-Curriculum Related	0.00	0.00	0.00	0.00	0.00
	5126	5th Grade Field Trips-Curriculum Related	0.00	0.00	0.00	0.00	0.00
	5142	Preschool	112.00	0.00	0.00	0.00	112.00
	5180	Teacher Fund/Grants	0.00	0.00	0.00	0.00	0.00
		E Totals:	1,143.96	0.00	148.90	0.00	995.06
		HarveyOaks Activity Totals:	39,635.01	233.52	1,671.80	0.00	38,196.73

	Begin Balance	Transfers	Receipts	Disbursements	Adjustments	End Balance
HarveyOaks Checking:			233.52	1,671.80		
HarveyOaks Investment:						
HarveyOaks Bank Balances:	39,635.01		233.52	1,671.80	0.00	38,196.73

Current Cash Balance

Sorted by Site ID, Group ID, Activity ID.
From 11/01/2021 to 11/30/2021.

Site ID Group ID	Site Name Group Name	Activity ID	Activity Name	Beginning Cash	Receipts	Disbursements	Adjustments	Cash Balance
Hitchco	Hitchcock Elementary							
A	ACTIVITY GENERAL							
	1010		General Admin	15,920.42	221.35	2,173.07	0.00	13,968.70
	1018		School Pay Fees	-0.35	0.00	0.00	0.00	-0.35
	1030		Staff Vending	464.33	0.00	0.00	0.00	464.33
	1105		Laptop Insurance	1,575.00	0.00	1,575.00	0.00	0.00
	1106		Laptop Loss/Damage	0.00	0.00	0.00	0.00	0.00
	A Totals:			17,959.40	221.35	3,748.07	0.00	14,432.68
D	CLUBS AND ORGANIZATIONS							
	4040		Art	884.94	0.00	0.00	0.00	884.94
	4540		Other Clubs	0.00	0.00	0.00	0.00	0.00
	4580		Reading	863.45	0.00	0.00	0.00	863.45
	4710		Student Council	368.32	0.00	0.00	0.00	368.32
	D Totals:			2,116.71	0.00	0.00	0.00	2,116.71
E	ADMINISTRATIVE CUSTODIAL							
	5040		Fundraising-General	1,265.79	0.00	0.00	0.00	1,265.79
	5060		Hospitality	32.50	0.00	0.00	0.00	32.50
	5070		Library	6,575.26	67.49	0.00	0.00	6,642.75
	5110		Other Student Activities	0.00	0.00	0.00	0.00	0.00
	5121		KG Field Trips-Curriculum Related	24.99	0.00	0.00	0.00	24.99
	5122		1st Grade Field Trips-Curriculum Related	-90.88	0.00	0.00	0.00	-90.88
	5123		2nd Grade Field Trips-Curriculum Related	125.82	263.00	172.74	0.00	216.08
	5124		3rd Grade Field Trips-Curriculum Related	158.18	0.00	0.00	0.00	158.18
	5125		4th Grade Field Trips-Curriculum Related	364.81	0.00	328.54	0.00	36.27
	5126		5th Grade Field Trips-Curriculum Related	72.18	0.00	0.00	0.00	72.18
	5165		Logo Sales	84.62	0.00	0.00	0.00	84.62
	E Totals:			8,613.27	330.49	501.28	0.00	8,442.48
Q	STUDENT FEE FUND							
	7090		ACP (SpEd) Trips	0.00	0.00	0.00	0.00	0.00
	7140		Mini-Classes	0.00	0.00	0.00	0.00	0.00
	7900		Field Trips-Other	0.00	0.00	0.00	0.00	0.00
	Q Totals:			0.00	0.00	0.00	0.00	0.00
Hitchcock Activity Totals:				28,689.38	551.84	4,249.35	0.00	24,991.87

	Begin Balance	Transfers	Receipts	Disbursements	Adjustments	End Balance
Hitchcock Checking:			551.84	4,249.35		
Hitchcock Investment:						
Hitchcock Bank Balances:	28,689.38		551.84	4,249.35	0.00	24,991.87

Current Cash Balance

Sorted by Site ID, Group ID, Activity ID.
From 11/01/2021 to 11/30/2021.

Site ID	Site Name	Beginning Cash	Receipts	Disbursements	Adjustments	Cash Balance
Group ID	Group Name					
Activity ID	Activity Name					
HollingH	Holling Heights Elementary					
A	ACTIVITY GENERAL					
1010	General Admin	25,544.47	2.01	103.27	0.00	25,443.21
1018	School Pay Fees	-0.08	0.00	0.00	0.00	-0.08
1030	Staff Vending	66.98	0.00	0.00	0.00	66.98
1040	Donations	1,296.37	226.00	0.00	0.00	1,522.37
1049	Food Pantry	132.31	0.00	0.00	0.00	132.31
1105	Laptop Insurance	390.00	0.00	390.00	0.00	0.00
1106	Laptop Loss/Damage	710.00	0.00	710.00	0.00	0.00
A Totals:		28,140.05	228.01	1,203.27	0.00	27,164.79
D	CLUBS AND ORGANIZATIONS					
4710	Student Council	838.95	0.00	0.00	0.00	838.95
4728	Unified Club	0.00	0.00	0.00	0.00	0.00
D Totals:		838.95	0.00	0.00	0.00	838.95
E	ADMINISTRATIVE CUSTODIAL					
5016	Family Events	-438.24	0.00	0.00	0.00	-438.24
5040	Fundraising-General	7,033.50	0.00	315.72	0.00	6,717.78
5070	Library	6,209.58	28.94	31.00	0.00	6,207.52
5113	SBS Field Trips	0.00	0.00	0.00	0.00	0.00
5121	KG Field Trips-Curriculum Related	-224.74	0.00	0.00	0.00	-224.74
5122	1st Grade Field Trips-Curriculum Related	0.00	0.00	177.74	0.00	-177.74
5123	2nd Grade Field Trips-Curriculum Related	0.00	427.74	177.74	0.00	250.00
5124	3rd Grade Field Trips-Curriculum Related	0.00	0.00	0.00	0.00	0.00
5125	4th Grade Field Trips-Curriculum Related	0.00	0.00	0.00	0.00	0.00
5126	5th Grade Field Trips-Curriculum Related	0.00	0.00	180.24	0.00	-180.24
5140	PayBac	6,790.24	7.72	461.90	0.00	6,336.06
5180	Teacher Fund/Grants	0.00	0.00	0.00	0.00	0.00
5182	Behavior Skills Grant	500.00	0.00	0.00	0.00	500.00
E Totals:		19,870.34	464.40	1,344.34	0.00	18,990.40
Q	STUDENT FEE FUND					
7900	Field Trips-Other	0.00	0.00	0.00	0.00	0.00
Q Totals:		0.00	0.00	0.00	0.00	0.00
HollingHts Activity Totals:		48,849.34	692.41	2,547.61	0.00	46,994.14

	Begin Balance	Transfers	Receipts	Disbursements	Adjustments	End Balance
HollingHts Checking:			692.41	2,547.61		
HollingHts Investment:						
HollingHts Bank Balances:	48,849.34		692.41	2,547.61	0.00	46,994.14

Current Cash Balance

Sorted by Site ID, Group ID, Activity ID.
From 11/01/2021 to 11/30/2021.

Site ID	Site Name	Beginning Cash	Receipts	Disbursements	Adjustments	Cash Balance
Group ID	Group Name					
Activity ID	Activity Name					
Montclair Elementary						
A	ACTIVITY GENERAL					
1010	General Admin	7,910.99	502.06	32.12	0.00	8,380.93
1018	School Pay Fees	5.59	0.00	0.00	0.00	5.59
1030	Staff Vending	418.53	0.00	0.00	0.00	418.53
1105	Laptop Insurance	2,900.00	0.00	0.00	0.00	2,900.00
1106	Laptop Loss/Damage	14.00	0.00	0.00	0.00	14.00
A Totals:		11,249.11	502.06	32.12	0.00	11,719.05
D	CLUBS AND ORGANIZATIONS					
4040	Art	778.83	5,263.35	0.00	0.00	6,042.18
4500	Music	700.00	0.00	0.00	0.00	700.00
4570	Play Production	5,740.91	0.00	0.00	0.00	5,740.91
4610	SAFE/DARE/Drug Free	1.84	0.00	0.00	0.00	1.84
4645	Show Choir	509.66	0.00	0.00	0.00	509.66
4710	Student Council	4,677.22	0.00	3,175.57	0.00	1,501.65
D Totals:		12,408.46	5,263.35	3,175.57	0.00	14,496.24
E	ADMINISTRATIVE CUSTODIAL					
5012	Creative Cafe	233.83	0.00	0.00	0.00	233.83
5040	Fundraising-General	250.00	0.00	0.00	0.00	250.00
5060	Hospitality	4.82	0.00	0.00	0.00	4.82
5070	Library	9,407.48	60.00	0.00	0.00	9,467.48
5110	Other Student Activities	101.00	0.00	0.00	0.00	101.00
5116	Montessori KG	73.50	204.00	0.00	0.00	277.50
5117	Montessori 1-3	1,170.46	0.00	0.00	0.00	1,170.46
5118	Montessori 4-5	713.53	0.00	0.00	0.00	713.53
5120	P.E.	932.89	0.00	0.00	0.00	932.89
5121	KG Field Trips-Curriculum Related	0.00	86.00	0.00	0.00	86.00
5122	1st Grade Field Trips-Curriculum Related	279.53	0.00	0.00	0.00	279.53
5123	2nd Grade Field Trips-Curriculum Related	0.00	0.00	0.00	0.00	0.00
5124	3rd Grade Field Trips-Curriculum Related	2.00	0.00	0.00	0.00	2.00
5125	4th Grade Field Trips-Curriculum Related	0.00	0.00	0.00	0.00	0.00
5126	5th Grade Field Trips-Curriculum Related	39.76	0.00	0.00	0.00	39.76
E Totals:		13,208.80	350.00	0.00	0.00	13,558.80
Q	STUDENT FEE FUND					
7020	2nd Grade Field Trips	0.00	0.00	0.00	0.00	0.00
7030	3rd Grade Field Trips	0.00	0.00	0.00	0.00	0.00
7040	4th Grade Field Trips	0.00	0.00	0.00	0.00	0.00
7050	5th Grade Field Trips	0.00	0.00	0.00	0.00	0.00
7110	Montessori PreK	72.03	246.00	0.00	0.00	318.03
7140	Mini-Classes	1,921.24	0.00	0.00	0.00	1,921.24
7900	Field Trips-Other	0.00	0.00	0.00	0.00	0.00
Q Totals:		1,993.27	246.00	0.00	0.00	2,239.27

Current Cash Balance

Sorted by Site ID, Group ID, Activity ID.
From 11/01/2021 to 11/30/2021.

Site ID	Site Name	Beginning Cash	Receipts	Disbursements	Adjustments	Cash Balance
Group ID	Group Name					
Activity ID	Activity Name					
Montclair Activity Totals:		38,859.64	6,361.41	3,207.69	0.00	42,013.36

	Begin Balance	Transfers	Receipts	Disbursements	Adjustments	End Balance
Montclair Checking:			6,361.41	3,207.69		
Montclair Investment:						
Montclair Bank Balances:	38,859.64		6,361.41	3,207.69	0.00	42,013.36

Current Cash Balance

Sorted by Site ID, Group ID, Activity ID
From 11/01/2021 to 11/30/2021

Site ID	Site Name		Beginning Cash	Receipts	Disbursements	Adjustments	Cash Balance
Group ID	Group Name	Activity ID Activity Name					
Morton	Morton Elementary						
A	ACTIVITY GENERAL						
	1010	General Admin	84.54	1.74	0.00	0.00	86.28
	1018	School Pay Fees	-1.20	0.00	0.00	0.00	-1.20
	1030	Staff Vending	0.00	0.00	0.00	0.00	0.00
	1105	Laptop Insurance	1,080.00	15.00	1,095.00	0.00	0.00
	1106	Laptop Loss/Damage	0.00	0.00	0.00	0.00	0.00
	A Totals:		1,163.34	16.74	1,095.00	0.00	85.08
D	CLUBS AND ORGANIZATIONS						
	4230	Environmental Club	127.16	0.00	0.00	0.00	127.16
	4580	Reading	82.96	0.00	0.00	0.00	82.96
	4610	SAFE/DARE/Drug Free	0.00	0.00	0.00	0.00	0.00
	4620	Safety Patrol	0.00	0.00	0.00	0.00	0.00
	4710	Student Council	1,632.33	1,140.44	18.75	0.00	2,754.02
	4726	Unified Sports	500.00	0.00	0.00	0.00	500.00
	D Totals:		2,342.45	1,140.44	18.75	0.00	3,464.14
E	ADMINISTRATIVE CUSTODIAL						
	5015	Circle of Friends	37.59	0.00	0.00	0.00	37.59
	5040	Fundraising-General	0.00	4,750.00	3,750.00	0.00	1,000.00
	5060	Hospitality	776.07	0.00	306.09	0.00	469.98
	5070	Library	9,249.01	9.00	115.12	0.00	9,142.89
	5110	Other Student Activities	0.00	0.00	0.00	0.00	0.00
	5121	KG Field Trips-Curriculum Related	783.00	165.24	841.84	0.00	106.40
	5122	1st Grade Field Trips-Curriculum Related	165.12	0.00	0.00	0.00	165.12
	5123	2nd Grade Field Trips-Curriculum Related	0.00	0.00	324.00	0.00	-324.00
	5124	3rd Grade Field Trips-Curriculum Related	207.16	0.00	0.00	0.00	207.16
	5125	4th Grade Field Trips-Curriculum Related	19.81	0.00	110.88	0.00	-91.07
	5126	5th Grade Field Trips-Curriculum Related	0.00	0.00	125.01	0.00	-125.01
	5140	PayBac	48.31	50.00	86.37	0.00	11.94
	E Totals:		11,286.07	4,974.24	5,659.31	0.00	10,601.00
Q	STUDENT FEE FUND						
	7900	Field Trips-Other	0.00	0.00	0.00	0.00	0.00
	Q Totals:		0.00	0.00	0.00	0.00	0.00
Morton Activity Totals:			14,791.86	6,131.42	6,773.06	0.00	14,150.22

	Begin Balance	Transfers	Receipts	Disbursements	Adjustments	End Balance
Morton Checking:			6,131.42	6,773.06		
Morton Investment:						
Morton Bank Balances:	14,791.86		6,131.42	6,773.06	0.00	14,150.22

Current Cash Balance

Sorted by Site ID, Group ID, Activity ID.
From 11/01/2021 to 11/30/2021.

Site ID Group ID	Site Name Group Name	Activity ID	Activity Name	Beginning Cash	Receipts	Disbursements	Adjustments	Cash Balance
Neihardt Neihardt Elementary School								
A ACTIVITY GENERAL								
	1010		General Admin	15,388.63	284.55	164.00	0.00	15,509.18
	1018		School Pay Fees	-0.25	0.00	0.00	0.00	-0.25
	1030		Staff Vending	101.00	0.00	0.00	0.00	101.00
	1105		Laptop Insurance	1,710.00	0.00	1,710.00	0.00	0.00
	1106		Laptop Loss/Damage	14.00	0.00	14.00	0.00	0.00
A Totals:				17,213.38	284.55	1,888.00	0.00	15,609.93
D CLUBS AND ORGANIZATIONS								
	4140		Choir	662.20	0.00	0.00	0.00	662.20
	4620		Safety Patrol	0.00	0.00	0.00	0.00	0.00
	4710		Student Council	842.15	0.00	0.00	0.00	842.15
	4770		Yearbook	2,842.57	0.00	0.00	0.00	2,842.57
D Totals:				4,346.92	0.00	0.00	0.00	4,346.92
E ADMINISTRATIVE CUSTODIAL								
	5015		Circle of Friends	0.00	0.00	0.00	0.00	0.00
	5035		Fuel Up to Play 60	324.81	0.00	38.96	0.00	285.85
	5040		Fundraising-General	7,195.76	0.00	0.00	0.00	7,195.76
	5070		Library	3,836.95	265.36	0.00	0.00	4,102.31
	5110		Other Student Activities	0.00	0.00	0.00	0.00	0.00
	5121		KG Field Trips-Curriculum Related	147.35	0.00	320.48	0.00	-173.13
	5122		1st Grade Field Trips-Curriculum Related	401.50	0.00	968.48	0.00	-566.98
	5123		2nd Grade Field Trips-Curriculum Related	210.57	0.00	0.00	0.00	210.57
	5124		3rd Grade Field Trips-Curriculum Related	348.55	0.00	0.00	0.00	348.55
	5125		4th Grade Field Trips-Curriculum Related	0.00	0.00	0.00	0.00	0.00
	5126		5th Grade Field Trips-Curriculum Related	0.00	0.00	0.00	0.00	0.00
	5140		PayBac	3,064.42	176.40	181.76	0.00	3,059.06
E Totals:				15,529.91	441.76	1,509.68	0.00	14,461.99
Q STUDENT FEE FUND								
	7900		Field Trips-Other	0.00	0.00	0.00	0.00	0.00
Q Totals:				0.00	0.00	0.00	0.00	0.00
Neihardt Activity Totals:				37,090.21	726.31	3,397.68	0.00	34,418.84

	Begin Balance	Transfers	Receipts	Disbursements	Adjustments	End Balance
Neihardt Checking:			726.31	3,397.68		
Neihardt Investment:						
Neihardt Bank Balances:	37,090.21		726.31	3,397.68	0.00	34,418.84

Current Cash Balance

Sorted by Site ID, Group ID, Activity ID.
From 11/01/2021 to 11/30/2021.

Site ID	Site Name					
Group ID	Group Name					
Activity ID	Activity Name	Beginning Cash	Receipts	Disbursements	Adjustments	Cash Balance
Norris	Norris Elementary School					
A	ACTIVITY GENERAL					
1010	General Admin	-243.45	3,586.07	0.00	0.00	3,342.62
1018	School Pay Fees	0.87	0.54	0.00	0.00	1.41
1030	Staff Vending	0.00	0.00	0.00	0.00	0.00
1043	Playground	36,406.86	0.00	0.00	0.00	36,406.86
1045	Gym Teachers Activity Account	568.92	0.00	0.00	0.00	568.92
1050	Projects/Support	0.00	0.00	0.00	0.00	0.00
1055	After School Tutoring Programs	0.00	0.00	0.00	0.00	0.00
1105	Laptop Insurance	570.00	15.00	120.00	0.00	465.00
1106	Laptop Loss/Damage	49.00	0.00	49.00	0.00	0.00
A Totals:		37,352.20	3,601.61	169.00	0.00	40,784.81
D	CLUBS AND ORGANIZATIONS					
4010	40 Assets	605.80	0.00	0.00	0.00	605.80
4040	Art	0.00	0.00	0.00	0.00	0.00
4500	Music	181.26	0.00	0.00	0.00	181.26
4580	Reading	96.19	0.00	0.00	0.00	96.19
4620	Safety Patrol	0.00	0.00	0.00	0.00	0.00
4710	Student Council	653.05	0.00	0.00	0.00	653.05
4770	Yearbook	1,125.00	10.00	0.00	0.00	1,135.00
D Totals:		2,661.30	10.00	0.00	0.00	2,671.30
E	ADMINISTRATIVE CUSTODIAL					
5060	Hospitality	1,897.82	0.00	0.00	0.00	1,897.82
5080	Media	1,334.75	89.90	13.95	0.00	1,410.70
5090	Montessori	499.10	0.00	0.00	0.00	499.10
5116	Montessori KG	0.00	0.00	0.00	0.00	0.00
5117	Montessori 1-3	0.00	0.00	0.00	0.00	0.00
5118	Montessori 4-5	0.00	0.00	0.00	0.00	0.00
5121	KG Field Trips-Curriculum Related	0.00	0.00	0.00	0.00	0.00
5122	1st Grade Field Trips-Curriculum Related	0.00	0.00	0.00	0.00	0.00
5123	2nd Grade Field Trips-Curriculum Related	0.00	0.00	0.00	0.00	0.00
5124	3rd Grade Field Trips-Curriculum Related	0.00	0.00	0.00	0.00	0.00
5125	4th Grade Field Trips-Curriculum Related	0.00	0.00	0.00	0.00	0.00
5126	5th Grade Field Trips-Curriculum Related	0.00	0.00	0.00	0.00	0.00
5141	Field Trips-paybac	4,605.15	165.00	450.08	0.00	4,320.07
5180	Teacher Fund/Grants	0.00	0.00	0.00	0.00	0.00
E Totals:		8,336.82	254.90	464.03	0.00	8,127.69

Current Cash Balance

Sorted by Site ID, Group ID, Activity ID.
From 11/01/2021 to 11/30/2021.

Site ID Group ID	Site Name Group Name	Activity ID	Activity Name	Beginning Cash	Receipts	Disbursements	Adjustments	Cash Balance
Q	STUDENT FEE FUND							
	7000		KG Field Trips	0.00	0.00	0.00	0.00	0.00
	7010		1st Grade Field Trips	-109.11	0.00	0.00	109.11	0.00
	7020		2nd Grade Field Trips	0.00	0.00	0.00	0.00	0.00
	7090		ACP (SpEd) Trips	0.00	0.00	0.00	0.00	0.00
	7110		Montessori PreK	595.22	220.00	0.00	-109.11	706.11
	7120		Montessori 1-3	0.00	0.00	0.00	0.00	0.00
	7130		Montessori 4th & 5th	0.00	0.00	0.00	0.00	0.00
	7150		Jumpstart	0.00	0.00	0.00	0.00	0.00
	7900		Field Trips-Other	0.00	0.00	0.00	0.00	0.00
	Q Totals:			486.11	220.00	0.00	0.00	706.11
	Norris Activity Totals:			48,836.43	4,086.51	633.03	0.00	52,289.91

	Begin Balance	Transfers	Receipts	Disbursements	Adjustments	End Balance
Norris Checking:			4,086.51	633.03		
Norris Investment:						
Norris Bank Balances:	48,836.43		4,086.51	633.03	0.00	52,289.91

Current Cash Balance

Sorted by Site ID, Group ID, Activity ID,
From 11/01/2021 to 11/30/2021.

Site ID Group ID	Site Name Group Name	Activity ID	Activity Name	Beginning Cash	Receipts	Disbursements	Adjustments	Cash Balance
Reagan Reagan Elementary								
A	ACTIVITY GENERAL							
	1010		General Admin	21,658.30	6.30	1,003.39	0.00	20,661.21
	1018		School Pay Fees	-0.64	0.00	0.00	0.00	-0.64
	1020		Volunteers-General	112,539.00	1,492.00	6,323.36	0.00	107,707.64
	1022		Volunteers - Hospitality	0.00	0.00	0.00	0.00	0.00
	1030		Staff Vending	576.30	0.00	0.00	0.00	576.30
	1045		Gym Teachers Activity Account	0.00	0.00	0.00	0.00	0.00
	1105		Laptop Insurance	1,410.00	15.00	1,410.00	0.00	15.00
	1106		Laptop Loss/Damage	14.00	0.00	14.00	0.00	0.00
	A Totals:			136,196.96	1,513.30	8,750.75	0.00	128,959.51
D	CLUBS AND ORGANIZATIONS							
	4540		Other Clubs	671.23	0.00	0.00	0.00	671.23
	4710		Student Council	1,988.49	0.00	0.00	0.00	1,988.49
	D Totals:			2,659.72	0.00	0.00	0.00	2,659.72
E	ADMINISTRATIVE CUSTODIAL							
	5040		Fundraising-General	0.00	0.00	0.00	0.00	0.00
	5060		Hospitality	0.00	0.00	0.00	0.00	0.00
	5070		Library	5,579.91	840.00	675.00	0.00	5,744.91
	5110		Other Student Activities	0.00	0.00	0.00	0.00	0.00
	5115		Field Trips-Curriculum Related	-108.00	1,808.00	2,915.76	0.00	-1,215.76
	5121		KG Field Trips-Curriculum Related	0.00	0.00	0.00	0.00	0.00
	5122		1st Grade Field Trips-Curriculum Related	0.00	0.00	0.00	0.00	0.00
	5123		2nd Grade Field Trips-Curriculum Related	0.00	0.00	0.00	0.00	0.00
	5124		3rd Grade Field Trips-Curriculum Related	0.00	0.00	0.00	0.00	0.00
	5125		4th Grade Field Trips-Curriculum Related	0.00	0.00	0.00	0.00	0.00
	5126		5th Grade Field Trips-Curriculum Related	0.00	0.00	0.00	0.00	0.00
	5140		PayBac	0.00	0.00	0.00	0.00	0.00
	E Totals:			5,471.91	2,648.00	3,590.76	0.00	4,529.15
Q	STUDENT FEE FUND							
	7900		Field Trips-Other	0.00	0.00	0.00	0.00	0.00
	Q Totals:			0.00	0.00	0.00	0.00	0.00
Reagan Activity Totals:				144,328.59	4,161.30	12,341.51	0.00	136,148.38

	Begin Balance	Transfers	Receipts	Disbursements	Adjustments	End Balance
Reagan Checking:			4,161.30	12,341.51		
Reagan Investment:						
Reagan Bank Balances:	144,328.59		4,161.30	12,341.51	0.00	136,148.38

Current Cash Balance

Sorted by Site ID, Group ID, Activity ID.
From 11/01/2021 to 11/30/2021.

Site ID	Site Name	Beginning Cash	Receipts	Disbursements	Adjustments	Cash Balance
Group ID	Group Name					
	Activity ID Activity Name					
Reeder	Reeder Elementary					
A	ACTIVITY GENERAL					
	1010 General Admin	17,168.52	16.65	695.93	0.00	16,489.24
	1018 School Pay Fees	-0.33	0.00	0.00	0.00	-0.33
	1030 Staff Vending	134.29	0.00	0.00	0.00	134.29
	1105 Laptop Insurance	3,464.00	0.00	3,464.00	0.00	0.00
	1106 Laptop Loss/Damage	14.00	0.00	14.00	0.00	0.00
	A Totals:	20,780.48	16.65	4,173.93	0.00	16,623.20
D	CLUBS AND ORGANIZATIONS					
	4500 Music	2,290.45	0.00	717.57	0.00	1,572.88
	4580 Reading	0.00	0.00	0.00	0.00	0.00
	4710 Student Council	318.38	0.00	0.00	0.00	318.38
	D Totals:	2,608.83	0.00	717.57	0.00	1,891.26
E	ADMINISTRATIVE CUSTODIAL					
	5040 Fundraising-General	56.91	0.00	0.00	0.00	56.91
	5060 Hospitality	0.00	0.00	0.00	0.00	0.00
	5070 Library	10,020.21	0.00	2,572.45	0.00	7,447.76
	5110 Other Student Activities	0.00	0.00	0.00	0.00	0.00
	5120 P.E.	1,364.38	0.00	0.00	0.00	1,364.38
	5121 KG Field Trips-Curriculum Related	254.52	0.00	0.00	0.00	254.52
	5122 1st Grade Field Trips-Curriculum Related	631.26	0.00	0.00	0.00	631.26
	5123 2nd Grade Field Trips-Curriculum Related	70.91	0.00	187.74	0.00	-116.83
	5124 3rd Grade Field Trips-Curriculum Related	227.97	0.00	0.00	0.00	227.97
	5125 4th Grade Field Trips-Curriculum Related	206.04	0.00	0.00	0.00	206.04
	5126 5th Grade Field Trips-Curriculum Related	263.77	448.00	919.26	0.00	-207.49
	5140 PayBac	5,322.20	0.00	0.00	0.00	5,322.20
	5180 Teacher Fund/Grants	0.00	0.00	0.00	0.00	0.00
	E Totals:	18,418.17	448.00	3,679.45	0.00	15,186.72
Q	STUDENT FEE FUND					
	7090 ACP (SpEd) Trips	0.00	0.00	0.00	0.00	0.00
	7900 Field Trips-Other	0.00	0.00	0.00	0.00	0.00
	Q Totals:	0.00	0.00	0.00	0.00	0.00
	Reeder Activity Totals:	41,807.48	464.65	8,570.95	0.00	33,701.18

	Begin Balance	Transfers	Receipts	Disbursements	Adjustments	End Balance
Reeder Checking:			464.65	8,570.95		
Reeder Investment:						
Reeder Bank Balances:	41,807.48		464.65	8,570.95	0.00	33,701.18

Current Cash Balance

Sorted by Site ID, Group ID, Activity ID.
From 11/01/2021 to 11/30/2021.

Site ID	Site Name		Beginning Cash	Receipts	Disbursements	Adjustments	Cash Balance
Group ID	Group Name	Activity ID Activity Name					
Rockwel	Rockwell Elementary						
A	ACTIVITY GENERAL						
	1010	General Admin	6,183.65	1.45	50.00	0.00	6,135.10
	1018	School Pay Fees	-0.09	0.00	0.00	0.00	-0.09
	1030	Staff Vending	468.27	0.00	0.00	0.00	468.27
	1040	Donations	7,136.41	0.00	178.72	0.00	6,957.69
	1048	Parent Involvement Activities	895.80	0.00	0.00	0.00	895.80
	1105	Laptop Insurance	30.00	0.00	30.00	0.00	0.00
	1106	Laptop Loss/Damage	0.00	0.00	0.00	0.00	0.00
		A Totals:	14,714.04	1.45	258.72	0.00	14,456.77
D	CLUBS AND ORGANIZATIONS						
	4230	Environmental Club	0.00	0.00	0.00	0.00	0.00
	4540	Other Clubs	67.34	15.00	0.00	0.00	82.34
	4610	SAFE/DARE/Drug Free	0.00	0.00	0.00	0.00	0.00
	4710	Student Council	2,000.23	0.00	0.00	0.00	2,000.23
	4728	Unified Club	1,033.81	0.00	0.00	0.00	1,033.81
	4770	Yearbook	528.00	0.00	0.00	0.00	528.00
		D Totals:	3,629.38	15.00	0.00	0.00	3,644.38
E	ADMINISTRATIVE CUSTODIAL						
	5040	Fundraising-General	3,475.92	0.00	0.00	0.00	3,475.92
	5070	Library	7,341.46	92.98	0.00	0.00	7,434.44
	5110	Other Student Activities	771.69	0.00	0.00	0.00	771.69
	5121	KG Field Trips-Curriculum Related	192.77	345.00	325.00	0.00	212.77
	5122	1st Grade Field Trips-Curriculum Related	24.00	0.00	0.00	0.00	24.00
	5123	2nd Grade Field Trips-Curriculum Related	88.75	0.00	0.00	0.00	88.75
	5124	3rd Grade Field Trips-Curriculum Related	0.00	0.00	0.00	0.00	0.00
	5125	4th Grade Field Trips-Curriculum Related	48.50	0.00	0.00	0.00	48.50
	5126	5th Grade Field Trips-Curriculum Related	0.00	0.00	0.00	0.00	0.00
	5140	PayBac	3,038.35	262.10	126.88	0.00	3,173.57
		E Totals:	14,981.44	700.08	451.88	0.00	15,229.64
Q	STUDENT FEE FUND						
	7020	2nd Grade Field Trips	36.50	0.00	0.00	0.00	36.50
	7030	3rd Grade Field Trips	3.00	0.00	0.00	0.00	3.00
	7040	4th Grade Field Trips	6.50	0.00	0.00	0.00	6.50
	7050	5th Grade Field Trips	95.55	0.00	0.00	0.00	95.55
	7900	Field Trips-Other	176.22	0.00	0.00	0.00	176.22
		Q Totals:	317.77	0.00	0.00	0.00	317.77

Current Cash Balance

Sorted by Site ID, Group ID, Activity ID.
From 11/01/2021 to 11/30/2021.

Site ID	Site Name	Beginning Cash	Receipts	Disbursements	Adjustments	Cash Balance
Group ID	Group Name					
Activity ID	Activity Name					

Rockwell Activity Totals:	33,642.63	716.53	710.60	0.00	33,648.56
---------------------------	-----------	--------	--------	------	-----------

	Begin Balance	Transfers	Receipts	Disbursements	Adjustments	End Balance
Rockwell Checking:			716.53	710.60		
Rockwell Investment:						
Rockwell Bank Balances:	33,642.63		716.53	710.60	0.00	33,648.56

Current Cash Balance

Sorted by Site ID, Group ID, Activity ID.
From 11/01/2021 to 11/30/2021.

Site ID	Site Name	Beginning Cash	Receipts	Disbursements	Adjustments	Cash Balance
Group ID	Group Name					
Activity ID	Activity Name					
Rohwer	Rohwer Elementary					
A	ACTIVITY GENERAL					
1010	General Admin	10,391.11	0.00	440.00	0.00	9,951.11
1018	School Pay Fees	-0.67	0.00	0.00	0.00	-0.67
1030	Staff Vending	265.80	0.00	0.00	0.00	265.80
1040	Donations	16.75	0.00	0.00	0.00	16.75
1105	Laptop Insurance	2,550.00	0.00	0.00	0.00	2,550.00
1106	Laptop Loss/Damage	0.00	0.00	0.00	0.00	0.00
A Totals:		13,222.99	0.00	440.00	0.00	12,782.99
D	CLUBS AND ORGANIZATIONS					
4070	Birthday Book Club	5,289.23	0.00	0.00	0.00	5,289.23
4140	Choir	0.00	0.00	0.00	0.00	0.00
4620	Safety Patrol	25.00	0.00	0.00	0.00	25.00
4710	Student Council	66.77	0.00	0.00	0.00	66.77
D Totals:		5,381.00	0.00	0.00	0.00	5,381.00
E	ADMINISTRATIVE CUSTODIAL					
5040	Fundraising-General	0.00	0.00	0.00	0.00	0.00
5060	Hospitality	2,615.05	0.00	10.00	0.00	2,605.05
5080	Media	1,364.91	0.00	0.00	0.00	1,364.91
5100	Other Adm Custodial	-34.81	0.00	0.00	0.00	-34.81
5110	Other Student Activities	1,706.51	0.00	0.00	0.00	1,706.51
5121	KG Field Trips-Curriculum Related	0.00	0.00	823.73	0.00	-823.73
5122	1st Grade Field Trips-Curriculum Related	487.07	0.00	0.00	0.00	487.07
5123	2nd Grade Field Trips-Curriculum Related	353.23	0.00	0.00	0.00	353.23
5124	3rd Grade Field Trips-Curriculum Related	25.96	0.00	0.00	0.00	25.96
5125	4th Grade Field Trips-Curriculum Related	0.00	0.00	0.00	0.00	0.00
5126	5th Grade Field Trips-Curriculum Related	48.97	1,751.00	0.00	0.00	1,799.97
5140	PayBac	4,846.35	0.00	754.18	0.00	4,092.17
5180	Teacher Fund/Grants	1,965.67	0.00	289.97	0.00	1,675.70
E Totals:		13,378.91	1,751.00	1,877.88	0.00	13,252.03
Q	STUDENT FEE FUND					
7900	Field Trips-Other	0.00	0.00	0.00	0.00	0.00
Q Totals:		0.00	0.00	0.00	0.00	0.00
Rohwer Activity Totals:		31,982.90	1,751.00	2,317.88	0.00	31,416.02

	Begin Balance	Transfers	Receipts	Disbursements	Adjustments	End Balance
Rohwer Checking:			1,751.00	2,317.88		
Rohwer Investment:						
Rohwer Bank Balances:	31,982.90		1,751.00	2,317.88	0.00	31,416.02

Current Cash Balance

Sorted by Site ID, Group ID, Activity ID.
From 11/01/2021 to 11/30/2021.

Site ID	Site Name	Beginning Cash	Receipts	Disbursements	Adjustments	Cash Balance	
Group ID	Group Name						
Activity ID	Activity Name						
Sandoz	Sandoz Elementary						
A	ACTIVITY GENERAL						
1010	General Admin	20,602.07	2,300.79	930.64	0.00	21,972.22	
1018	School Pay Fees	8.10	0.00	0.00	0.00	8.10	
1030	Staff Vending	611.00	0.00	0.00	0.00	611.00	
1105	Laptop Insurance	0.00	0.00	0.00	0.00	0.00	
1106	Laptop Loss/Damage	59.00	0.00	0.00	0.00	59.00	
A Totals:		21,280.17	2,300.79	930.64	0.00	22,650.32	
D	CLUBS AND ORGANIZATIONS						
4040	Art	0.00	0.00	0.00	0.00	0.00	
4710	Student Council	0.97	0.00	0.00	0.00	0.97	
D Totals:		0.97	0.00	0.00	0.00	0.97	
E	ADMINISTRATIVE CUSTODIAL						
5040	Fundraising-General	0.00	0.00	0.00	0.00	0.00	
5070	Library	217.01	0.00	63.28	0.00	153.73	
5110	Other Student Activities	0.00	630.00	713.26	0.00	-83.26	
5115	Field Trips-Curriculum Related	-613.34	0.00	0.00	0.00	-613.34	
5121	KG Field Trips-Curriculum Related	0.00	0.00	0.00	0.00	0.00	
5122	1st Grade Field Trips-Curriculum Related	0.00	0.00	0.00	0.00	0.00	
5123	2nd Grade Field Trips-Curriculum Related	0.00	0.00	0.00	0.00	0.00	
5124	3rd Grade Field Trips-Curriculum Related	0.00	0.00	0.00	0.00	0.00	
5125	4th Grade Field Trips-Curriculum Related	0.00	0.00	0.00	0.00	0.00	
5126	5th Grade Field Trips-Curriculum Related	0.00	0.00	0.00	0.00	0.00	
E Totals:		-396.33	630.00	776.54	0.00	-542.87	
Q	STUDENT FEE FUND						
7000	KG Field Trips	0.00	0.00	0.00	0.00	0.00	
7010	1st Grade Field Trips	0.00	0.00	0.00	0.00	0.00	
7020	2nd Grade Field Trips	0.00	0.00	0.00	0.00	0.00	
7030	3rd Grade Field Trips	0.00	0.00	0.00	0.00	0.00	
7040	4th Grade Field Trips	0.00	0.00	0.00	0.00	0.00	
7050	5th Grade Field Trips	0.00	0.00	0.00	0.00	0.00	
7090	ACP (SpEd) Trips	0.00	0.00	0.00	0.00	0.00	
7900	Field Trips-Other	0.00	0.00	0.00	0.00	0.00	
Q Totals:		0.00	0.00	0.00	0.00	0.00	
Sandoz Activity Totals:		20,884.81	2,930.79	1,707.18	0.00	22,108.42	
		Begin Balance	Transfers	Receipts	Disbursements	Adjustments	End Balance
Sandoz Checking:				2,930.79	1,707.18		
Sandoz Investment:							
Sandoz Bank Balances:		20,884.81		2,930.79	1,707.18	0.00	22,108.42

Current Cash Balance

Sorted by Site ID, Group ID, Activity ID.
From 11/01/2021 to 11/30/2021.

Site ID Group ID	Site Name Group Name	Activity ID	Activity Name	Beginning Cash	Receipts	Disbursements	Adjustments	Cash Balance	
Upchurch Elementary									
A ACTIVITY GENERAL									
1010	General Admin			14,412.43	1.66	237.99	0.00	14,176.10	
1018	School Pay Fees			-0.31	0.00	0.00	0.00	-0.31	
1030	Staff Vending			450.34	0.00	0.00	0.00	450.34	
1040	Donations			0.00	0.00	0.00	0.00	0.00	
1047	Box Tops Program			2,388.12	0.00	0.00	0.00	2,388.12	
1105	Laptop Insurance			0.00	0.00	0.00	0.00	0.00	
1106	Laptop Loss/Damage			70.00	0.00	0.00	0.00	70.00	
A Totals:				17,320.58	1.66	237.99	0.00	17,084.25	
D CLUBS AND ORGANIZATIONS									
4040	Art			0.00	0.00	0.00	0.00	0.00	
4130	Chess Club			-26.19	0.00	0.00	0.00	-26.19	
4540	Other Clubs			0.00	0.00	0.00	0.00	0.00	
4710	Student Council			720.47	0.00	0.00	0.00	720.47	
D Totals:				694.28	0.00	0.00	0.00	694.28	
E ADMINISTRATIVE CUSTODIAL									
5040	Fundraising-General			12,469.30	0.00	0.00	0.00	12,469.30	
5070	Library			8,694.82	0.00	296.24	0.00	8,398.58	
5110	Other Student Activities			0.00	0.00	0.00	0.00	0.00	
5121	KG Field Trips-Curriculum Related			0.00	0.00	0.00	0.00	0.00	
5122	1st Grade Field Trips-Curriculum Related			0.00	0.00	0.00	0.00	0.00	
5123	2nd Grade Field Trips-Curriculum Related			0.00	0.00	0.00	0.00	0.00	
5124	3rd Grade Field Trips-Curriculum Related			0.00	0.00	0.00	0.00	0.00	
5125	4th Grade Field Trips-Curriculum Related			0.00	0.00	0.00	0.00	0.00	
5126	5th Grade Field Trips-Curriculum Related			-31.00	0.00	0.00	0.00	-31.00	
E Totals:				21,133.12	0.00	296.24	0.00	20,836.88	
Q STUDENT FEE FUND									
7900	Field Trips-Other			0.00	0.00	0.00	0.00	0.00	
Q Totals:				0.00	0.00	0.00	0.00	0.00	
S ATHLETIC									
9020	Cash Reserve			0.00	0.00	0.00	0.00	0.00	
9130	Booster Contributions-Boys			0.00	0.00	0.00	0.00	0.00	
S Totals:				0.00	0.00	0.00	0.00	0.00	
Upchurch Activity Totals:				39,147.98	1.66	534.23	0.00	38,615.41	
<hr/>									
				Begin Balance	Transfers	Receipts	Disbursements	Adjustments	End Balance
	Upchurch Checking:					1.66	534.23		
	Upchurch Investment:								
	Upchurch Bank Balances:			39,147.98		1.66	534.23	0.00	38,615.41

Current Cash Balance

Sorted by Site ID, Group ID, Activity ID
From 11/01/2021 to 11/30/2021.

Site ID	Site Name		Beginning Cash	Receipts	Disbursements	Adjustments	Cash Balance	
Group ID	Group Name	Activity ID	Activity Name					
Wheeler Elementary								
A	ACTIVITY GENERAL							
	1010		General Admin	11,588.25	2.68	606.50	0.00	10,984.43
	1018		School Pay Fees	-0.94	0.00	0.00	0.00	-0.94
	1030		Staff Vending	228.44	0.00	0.00	0.00	228.44
	1040		Donations	155.60	0.00	0.00	0.00	155.60
	1051		Building Projects-PTA	227.25	0.00	0.00	0.00	227.25
	1053		Book Fair Scholarship	0.00	300.00	0.00	0.00	300.00
	1105		Laptop Insurance	2,385.00	15.00	2,385.00	0.00	15.00
	1106		Laptop Loss/Damage	143.00	0.00	143.00	0.00	0.00
	A Totals:			14,726.60	317.68	3,134.50	0.00	11,909.78
D	CLUBS AND ORGANIZATIONS							
	4040		Art	0.00	0.00	0.00	0.00	0.00
	4070		Birthday Book Club	1,211.76	0.00	0.00	0.00	1,211.76
	4500		Music	580.62	0.00	0.00	0.00	580.62
	4710		Student Council	-21.25	0.00	0.00	0.00	-21.25
	D Totals:			1,771.13	0.00	0.00	0.00	1,771.13
E	ADMINISTRATIVE CUSTODIAL							
	5040		Fundraising-General	21,634.35	27,720.15	2,851.56	0.00	46,502.94
	5050		HAL	-32.53	0.00	0.00	0.00	-32.53
	5060		Hospitality	30.00	0.00	0.00	0.00	30.00
	5080		Media	3,346.33	268.49	226.57	0.00	3,388.25
	5100		Other Adm Custodial	0.00	0.00	0.00	0.00	0.00
	5101		Destination Imagination	0.00	1,980.00	0.00	0.00	1,980.00
	5110		Other Student Activities	0.00	0.00	0.00	0.00	0.00
	5121		KG Field Trips-Curriculum Related	1,497.49	0.00	1,300.53	0.00	196.96
	5122		1st Grade Field Trips-Curriculum Related	0.00	0.00	0.00	0.00	0.00
	5123		2nd Grade Field Trips-Curriculum Related	0.00	0.00	0.00	0.00	0.00
	5124		3rd Grade Field Trips-Curriculum Related	1,218.82	0.00	0.00	0.00	1,218.82
	5125		4th Grade Field Trips-Curriculum Related	0.00	0.00	0.00	0.00	0.00
	5126		5th Grade Field Trips-Curriculum Related	0.00	0.00	0.00	0.00	0.00
	5181		Grants	1,630.81	0.00	0.00	0.00	1,630.81
	E Totals:			29,325.27	29,968.64	4,378.66	0.00	54,915.25
Q	STUDENT FEE FUND							
	7195		HAL Field Trips	9.54	0.00	0.00	0.00	9.54
	7600		Garden Club	0.00	0.00	0.00	0.00	0.00
	7900		Field Trips-Other	0.00	0.00	0.00	0.00	0.00
	Q Totals:			9.54	0.00	0.00	0.00	9.54

Current Cash Balance

Sorted by Site ID, Group ID, Activity ID.
From 11/01/2021 to 11/30/2021.

Site ID	Site Name	Beginning Cash	Receipts	Disbursements	Adjustments	Cash Balance
Group ID	Group Name					
Activity ID	Activity Name					

Wheeler Activity Totals:		45,832.54	30,286.32	7,513.16	0.00	68,605.70
--------------------------	--	-----------	-----------	----------	------	-----------

	Begin Balance	Transfers	Receipts	Disbursements	Adjustments	End Balance
Wheeler Checking:			30,286.32	7,513.16		
Wheeler Investment:						
Wheeler Bank Balances:	45,832.54		30,286.32	7,513.16	0.00	68,605.70

Current Cash Balance

Sorted by Site ID, Group ID, Activity ID,
From 11/01/2021 to 11/30/2021.

Site ID	Site Name		Beginning Cash	Receipts	Disbursements	Adjustments	Cash Balance
Group ID	Group Name	Activity ID Activity Name					
Willowd	Willowdale Elementary						
A	ACTIVITY GENERAL						
	1010	General Admin	8,352.74	833.18	289.99	0.00	8,895.93
	1018	School Pay Fees	27.59	-1.13	0.00	0.00	26.46
	1030	Staff Vending	133.64	0.00	0.00	0.00	133.64
	1040	Donations	378.04	0.00	0.00	0.00	378.04
	1043	Playground	0.00	0.00	0.00	0.00	0.00
	1105	Laptop Insurance	2,081.48	0.00	2,093.13	0.00	-11.65
	1106	Laptop Loss/Damage	0.00	0.00	0.00	0.00	0.00
		A Totals:	10,973.49	832.05	2,383.12	0.00	9,422.42
D	CLUBS AND ORGANIZATIONS						
	4040	Art	0.00	0.00	0.00	0.00	0.00
	4140	Choir	90.78	0.00	0.00	0.00	90.78
	4230	Environmental Club	0.00	0.00	0.00	0.00	0.00
	4500	Music	0.00	0.00	0.00	0.00	0.00
	4710	Student Council	2,736.17	0.00	217.93	0.00	2,518.24
		D Totals:	2,826.95	0.00	217.93	0.00	2,609.02
E	ADMINISTRATIVE CUSTODIAL						
	5040	Fundraising-General	245.35	0.00	0.00	0.00	245.35
	5050	HAL	0.00	0.00	0.00	0.00	0.00
	5080	Media	8,080.46	323.43	0.00	0.00	8,403.89
	5100	Other Adm Custodial	240.33	0.00	0.00	0.00	240.33
	5110	Other Student Activities	0.00	0.00	0.00	0.00	0.00
	5120	P.E.	1,620.26	0.00	0.00	0.00	1,620.26
	5121	KG Field Trips-Curriculum Related	0.00	0.00	0.00	0.00	0.00
	5122	1st Grade Field Trips-Curriculum Related	-292.03	0.00	0.00	0.00	-292.03
	5123	2nd Grade Field Trips-Curriculum Related	0.00	0.00	0.00	0.00	0.00
	5124	3rd Grade Field Trips-Curriculum Related	0.00	0.00	0.00	0.00	0.00
	5125	4th Grade Field Trips-Curriculum Related	-69.69	0.00	0.00	0.00	-69.69
	5126	5th Grade Field Trips-Curriculum Related	0.00	1,094.00	680.22	0.00	413.78
	5180	Teacher Fund/Grants	212.37	0.00	0.00	0.00	212.37
	5200	Outdoor Learning Environment	31.89	0.00	0.00	0.00	31.89
		E Totals:	10,068.94	1,417.43	680.22	0.00	10,806.15
Q	STUDENT FEE FUND						
	7900	Field Trips-Other	2,294.62	0.00	100.00	0.00	2,194.62
		Q Totals:	2,294.62	0.00	100.00	0.00	2,194.62
S	ATHLETIC						
	9055	Athletics - Projects	0.00	0.00	0.00	0.00	0.00
		S Totals:	0.00	0.00	0.00	0.00	0.00

Current Cash Balance

Sorted by Site ID, Group ID, Activity ID.
From 11/01/2021 to 11/30/2021.

Site ID	Site Name	Beginning Cash	Receipts	Disbursements	Adjustments	Cash Balance
Group ID	Group Name					
Activity ID	Activity Name					

Willowdale Activity Totals:	26,164.00	2,249.48	3,381.27	0.00	25,032.21
-----------------------------	-----------	----------	----------	------	-----------

	Begin Balance	Transfers	Receipts	Disbursements	Adjustments	End Balance
Willowdale Checking:			2,249.48	3,381.27		
Willowdale Investment:						
Willowdale Bank Balances:	26,164.00		2,249.48	3,381.27	0.00	25,032.21

Report Activity Totals:	4,985,705.44	569,991.79	810,805.79	0.00	4,744,891.44
-------------------------	--------------	------------	------------	------	--------------

Current Cash Balance

Sorted by Site ID, Group ID, Activity ID.
From 11/01/2021 to 11/30/2021.

Site ID	Site Name		Beginning Cash	Receipts	Disbursements	Adjustments	Cash Balance
Group ID	Group Name	Activity ID	Activity Name				
AMS	Andersen Middle School						
A	ACTIVITY GENERAL						
	1010	General Admin	2,969.57	4.34	17.98	0.00	2,955.93
	1016	Rev Trak Fees	0.00	0.00	0.00	0.00	0.00
	1018	School Pay Fees	-67.14	90.71	160.39	0.00	-136.82
	1025	Savings	0.00	0.00	0.00	0.00	0.00
	1030	Staff Vending	445.65	0.00	0.00	0.00	445.65
	1035	Student Vending	2,118.02	0.00	0.00	0.00	2,118.02
	1056	Wolverine Den	346.54	0.00	0.00	0.00	346.54
	1105	Laptop Insurance	16,135.00	40.00	16,115.00	0.00	60.00
	1106	Laptop Loss/Damage	1,256.20	518.00	1,020.20	0.00	754.00
	1170	Wellness	1,416.16	60.00	217.42	0.00	1,258.74
		A Totals:	24,620.00	713.05	17,530.99	0.00	7,802.06
B	Athletics-Girls						
	2013	Misc. Expenditures - Girls	6,254.61	153.00	0.00	0.00	6,407.61
		B Totals:	6,254.61	153.00	0.00	0.00	6,407.61
C	Athletics-Boys						
	3003	Entry Fees - Boys	0.00	0.00	0.00	0.00	0.00
	3013	Misc. Expenditures - Boys	-1,474.25	0.00	1,815.98	1,395.00	-1,895.23
		C Totals:	-1,474.25	0.00	1,815.98	1,395.00	-1,895.23

Current Cash Balance

Sorted by Site ID, Group ID, Activity ID.
From 11/01/2021 to 11/30/2021.

Site ID Group ID	Site Name Group Name	Activity ID	Activity Name	Beginning Cash	Receipts	Disbursements	Adjustments	Cash Balance
D	CLUBS AND ORGANIZATIONS							
	4040		Art	909.67	0.00	0.00	175.00	1,084.67
	4060		Band	6,418.69	0.00	0.00	0.00	6,418.69
	4080		Book Club	213.17	0.00	0.00	0.00	213.17
	4100		Builders Club	178.32	0.00	0.00	0.00	178.32
	4170		Cross Country Club	2,508.36	0.00	0.00	0.00	2,508.36
	4215		Diversity	655.00	150.00	749.70	0.00	55.30
	4220		Drama Club	49.75	0.00	0.00	0.00	49.75
	4260		FCS Club	1,878.95	0.00	0.00	0.00	1,878.95
	4370		Industrial Arts	11,548.58	869.00	0.00	0.00	12,417.58
	4440		Leadership Club	604.13	0.00	69.97	0.00	534.16
	4500		Music	8,459.45	32.25	275.00	700.00	8,916.70
	4540		Other Clubs	0.00	0.00	0.00	0.00	0.00
	4560		Photography Club	79.58	0.00	0.00	0.00	79.58
	4600		Robotics & Engineering Club	1,029.74	0.00	0.00	0.00	1,029.74
	4647		Show Choir Camp	0.00	0.00	0.00	0.00	0.00
	4710		Student Council	1,578.94	0.00	69.81	0.00	1,509.13
	4726		Unified Sports	50.00	0.00	0.00	0.00	50.00
	4727		Unplugged Club	1,127.69	0.00	0.00	0.00	1,127.69
	4729		Unified Classroom	0.00	0.00	0.00	0.00	0.00
	4761		Wolverine Wilds	-553.48	270.77	0.00	300.00	17.29
	4770		Yearbook	17,959.98	30.00	0.00	0.00	17,989.98
	4780		Youth to Youth	-240.69	0.00	737.88	535.00	-443.57
			D Totals:	54,455.83	1,352.02	1,902.36	1,710.00	55,615.49
E	ADMINISTRATIVE CUSTODIAL							
	5020		Fines	6,295.45	0.00	0.00	0.00	6,295.45
	5030		Counseling Center	0.00	0.00	83.04	0.00	-83.04
	5040		Fundraising-General	2,473.64	40.00	302.51	0.00	2,211.13
	5050		HAL	377.03	0.00	0.00	0.00	377.03
	5060		Hospitality	3.15	0.00	0.00	0.00	3.15
	5070		Library	1,413.36	0.00	0.00	0.00	1,413.36
	5100		Other Adm Custodial	0.00	0.00	0.00	0.00	0.00
	5110		Other Student Activities	897.03	0.00	0.00	0.00	897.03
	5115		Field Trips-Curriculum Related	0.00	0.00	0.00	0.00	0.00
	5120		P.E.	711.61	0.00	0.00	0.00	711.61
	5127		6th Grade Field Trips-Curriculum Related	0.00	0.00	0.00	0.00	0.00
	5128		7th Grade Field Trips-Curriculum Related	0.00	0.00	0.00	0.00	0.00
	5129		8th Grade Field Trips-Curriculum Related	0.00	0.00	0.00	0.00	0.00
	5165		Logo Sales	2,649.37	0.00	0.00	0.00	2,649.37
	5181		Grants	10.24	0.00	0.00	0.00	10.24
	5215		Special Events	0.00	0.00	0.00	0.00	0.00
			E Totals:	14,830.88	40.00	385.55	0.00	14,485.33

Current Cash Balance

Sorted by Site ID, Group ID, Activity ID.
From 11/01/2021 to 11/30/2021.

Site ID Group ID	Site Name Group Name	Activity ID	Activity Name	Beginning Cash	Receipts	Disbursements	Adjustments	Cash Balance
Q	STUDENT FEE FUND							
	7150		Jumpstart	2,592.11	0.00	0.00	0.00	2,592.11
	7160		Participation Fees - Athletics	460.00	1,190.00	0.00	-1,395.00	255.00
	7170		Participation Fees - Clubs & Orgs	1,000.00	1,045.00	0.00	-1,710.00	335.00
	7190		Field Trips	0.00	0.00	0.00	0.00	0.00
	7195		HAL Field Trips	0.00	0.00	0.00	0.00	0.00
	7900		Field Trips-Other	0.00	0.00	0.00	0.00	0.00
	7901		Student Transportation	2,460.00	2,490.00	2,520.00	0.00	2,430.00
			Q Totals:	6,512.11	4,725.00	2,520.00	-3,105.00	5,612.11
S	ATHLETIC							
	9050		Athletic-General	4,338.24	0.00	0.00	0.00	4,338.24
	9070		Miscellaneous Receipts	0.00	0.00	0.00	0.00	0.00
			S Totals:	4,338.24	0.00	0.00	0.00	4,338.24
			AMS Activity Totals:	109,537.42	6,983.07	24,154.88	0.00	92,365.61

	Begin Balance	Transfers	Receipts	Disbursements	Adjustments	End Balance
AMS Checking:			6,983.07	24,154.88		
AMS Investment:						
AMS Bank Balances:	109,537.42		6,983.07	24,154.88	0.00	92,365.61

Current Cash Balance

Sorted by Site ID, Group ID, Activity ID.
From 11/01/2021 to 11/30/2021.

Site ID	Site Name		Beginning Cash	Receipts	Disbursements	Adjustments	Cash Balance
Group ID	Group Name	Activity ID Activity Name					
BMS	Beadle Middle School						
A	ACTIVITY GENERAL						
	1010	General Admin	10,572.36	4.29	460.39	0.00	10,116.26
	1016	Rev Trak Fees	48.00	0.00	0.00	-48.00	0.00
	1017	Returned Checks	0.00	0.00	0.00	0.00	0.00
	1018	School Pay Fees	3.09	183.35	252.45	48.00	-18.01
	1025	Savings	0.00	0.00	0.00	0.00	0.00
	1030	Staff Vending	0.00	0.00	0.00	0.00	0.00
	1035	Student Vending	100.22	0.00	0.00	0.00	100.22
	1040	Donations	4,926.20	0.00	0.00	0.00	4,926.20
	1049	Food Pantry	291.59	0.00	0.00	0.00	291.59
	1052	Service Learning	132.55	0.00	0.00	0.00	132.55
	1070	Start Up Cash	0.00	0.00	150.00	0.00	-150.00
	1080	Next Year Monies	345.07	0.00	0.00	0.00	345.07
	1105	Laptop Insurance	18,494.00	49.00	18,523.00	0.00	20.00
	1106	Laptop Loss/Damage	3,261.00	505.00	3,457.00	0.00	309.00
	1170	Wellness	0.00	78.42	0.00	0.00	78.42
		A Totals:	38,174.08	820.06	22,842.84	0.00	16,151.30
B	Athletics-Girls						
	2013	Misc. Expenditures - Girls	-210.84	0.00	167.31	40.00	-338.15
		B Totals:	-210.84	0.00	167.31	40.00	-338.15
C	Athletics-Boys						
	3004	Equipment - Boys	0.00	0.00	0.00	0.00	0.00
	3013	Misc. Expenditures - Boys	808.88	200.00	2,024.27	1,435.00	419.61
		C Totals:	808.88	200.00	2,024.27	1,435.00	419.61

Current Cash Balance

Sorted by Site ID, Group ID, Activity ID,
From 11/01/2021 to 11/30/2021.

Site ID Group ID	Site Name Group Name	Activity ID	Activity Name	Beginning Cash	Receipts	Disbursements	Adjustments	Cash Balance
D	CLUBS AND ORGANIZATIONS							
	4040		Art	10.81	0.00	0.00	0.00	10.81
	4060		Band	0.00	0.00	0.00	0.00	0.00
	4170		Cross Country Club	-103.35	0.00	0.00	0.00	-103.35
	4181		Coffee Cart	2,690.35	78.40	22.16	0.00	2,746.59
	4190		Dance	3.71	0.00	0.00	0.00	3.71
	4200		Debate Team	0.00	0.00	0.00	0.00	0.00
	4214		Unified Activities	1,287.59	235.00	220.00	0.00	1,302.59
	4220		Drama Club	0.00	0.00	0.00	0.00	0.00
	4230		Environmental Club	290.12	0.00	0.00	0.00	290.12
	4260		FCS Club	481.39	0.00	0.00	-180.00	301.39
	4320		Educators Rising	0.00	0.00	0.00	0.00	0.00
	4345		Craft Club	829.88	0.00	59.12	-600.00	170.76
	4370		Industrial Arts	6,282.34	88.00	0.00	0.00	6,370.34
	4500		Music	2,225.10	102.50	2,717.00	0.00	-389.40
	4540		Other Clubs	0.00	0.00	0.00	0.00	0.00
	4570		Play Production	4,173.81	0.00	0.00	0.00	4,173.81
	4630		Science Club	0.00	0.00	0.00	0.00	0.00
	4631		Science Olympiad	0.00	0.00	0.00	0.00	0.00
	4645		Show Choir	3,830.91	0.00	2,137.18	0.00	1,693.73
	4647		Show Choir Camp	8,683.90	0.00	0.00	0.00	8,683.90
	4690		Spirit Shop	1,945.70	64.00	0.00	0.00	2,009.70
	4710		Student Council	1,174.56	0.00	100.00	0.00	1,074.56
	4770		Yearbook	17,259.95	66.00	0.00	0.00	17,325.95
	4780		Youth to Youth	255.23	0.00	0.00	0.00	255.23
	D Totals:			51,322.00	633.90	5,255.46	-780.00	45,920.44

Current Cash Balance

Sorted by Site ID, Group ID, Activity ID.
From 11/01/2021 to 11/30/2021.

Site ID Group ID	Site Name Group Name	Activity ID	Activity Name	Beginning Cash	Receipts	Disbursements	Adjustments	Cash Balance
E	ADMINISTRATIVE CUSTODIAL							
	5020		Fines	850.25	0.00	0.00	0.00	850.25
	5025		Fines - Library Book	2,931.53	27.19	0.00	0.00	2,958.72
	5027		Fines-Textbooks	360.92	0.00	0.00	0.00	360.92
	5030		Counseling Center	33.85	0.00	0.00	0.00	33.85
	5040		Fundraising-General	0.00	0.00	0.00	0.00	0.00
	5050		HAL	1,027.73	0.00	0.00	0.00	1,027.73
	5060		Hospitality	722.61	0.00	118.33	0.00	604.28
	5070		Library	924.89	2,673.88	2,673.88	0.00	924.89
	5115		Field Trips-Curriculum Related	0.00	0.00	0.00	0.00	0.00
	5120		P.E.	2,508.34	0.00	0.00	0.00	2,508.34
	5127		6th Grade Field Trips-Curriculum Related	20.70	0.00	0.00	0.00	20.70
	5128		7th Grade Field Trips-Curriculum Related	107.16	0.00	0.00	0.00	107.16
	5129		8th Grade Field Trips-Curriculum Related	150.15	0.00	0.00	0.00	150.15
	5166		SpEd	771.85	0.00	16.04	0.00	755.81
	5180		Teacher Fund/Grants	103.20	0.00	0.00	0.00	103.20
	5215		Special Events	315.25	0.00	0.00	0.00	315.25
	5220		Site Improvements	475.83	0.00	0.00	0.00	475.83
	E Totals:			11,304.26	2,701.07	2,808.25	0.00	11,197.08
Q	STUDENT FEE FUND							
	7060		6th Grade Field Trips	0.00	0.00	0.00	0.00	0.00
	7100		After School Program	0.00	0.00	0.00	0.00	0.00
	7150		Jumpstart	0.00	0.00	0.00	0.00	0.00
	7160		Participation Fees - Athletics	210.00	1,305.00	0.00	-1,475.00	40.00
	7170		Participation Fees - Clubs & Orgs	0.00	145.00	0.00	780.00	925.00
	7190		Field Trips	0.00	0.00	0.00	0.00	0.00
	7195		HAL Field Trips	0.00	0.00	0.00	0.00	0.00
	7901		Student Transportation	5,799.00	5,416.50	5,799.00	0.00	5,416.50
	Q Totals:			6,009.00	6,866.50	5,799.00	-695.00	6,381.50
S	ATHLETIC							
	9070		Miscellaneous Receipts	0.00	0.00	0.00	0.00	0.00
	S Totals:			0.00	0.00	0.00	0.00	0.00
BMS Activity Totals:				107,407.38	11,221.53	38,897.13	0.00	79,731.78

	Begin Balance	Transfers	Receipts	Disbursements	Adjustments	End Balance
BMS Checking:			11,221.53	38,897.13		
BMS Investment:						
BMS Bank Balances:	107,407.38		11,221.53	38,897.13	0.00	79,731.78

Current Cash Balance

Sorted by Site ID, Group ID, Activity ID.
From 11/01/2021 to 11/30/2021.

Site ID Group ID	Site Name Group Name	Activity ID	Activity Name	Beginning Cash	Receipts	Disbursements	Adjustments	Cash Balance
CMS	Central Middle School							
A	ACTIVITY GENERAL							
	1010		General Admin	5,659.94	2.68	323.51	0.00	5,339.11
	1016		Rev Trak Fees	9.26	0.00	0.00	0.00	9.26
	1018		School Pay Fees	50.77	-6.64	0.00	0.00	44.13
	1025		Savings	0.00	0.00	0.00	0.00	0.00
	1030		Staff Vending	1,185.16	297.64	0.00	0.00	1,482.80
	1035		Student Vending	279.91	0.00	0.00	0.00	279.91
	1040		Donations	280.00	300.00	0.00	0.00	580.00
	1049		Food Pantry	0.00	0.00	0.00	0.00	0.00
	1050		Projects/Support	0.00	0.00	0.00	0.00	0.00
	1080		Next Year Monies	0.00	0.00	0.00	0.00	0.00
	1105		Laptop Insurance	0.00	960.00	0.00	0.00	960.00
	1106		Laptop Loss/Damage	544.00	798.00	544.00	0.00	798.00
	1107		Laptop Insurance-YAP/Project Search	0.00	0.00	0.00	0.00	0.00
	1108		Laptop Loss-Damage YAP/Project Search	8.29	0.00	0.00	0.00	8.29
			A Totals:	8,017.33	2,351.68	867.51	0.00	9,501.50
B	Athletics-Girls							
	2013		Misc. Expenditures - Girls	277.80	0.00	234.96	2,615.00	2,657.84
			B Totals:	277.80	0.00	234.96	2,615.00	2,657.84
C	Athletics-Boys							
	3003		Entry Fees - Boys	0.00	0.00	0.00	0.00	0.00
	3013		Misc. Expenditures - Boys	-700.51	0.00	1,632.44	2,500.00	167.05
			C Totals:	-700.51	0.00	1,632.44	2,500.00	167.05

Current Cash Balance

Sorted by Site ID, Group ID, Activity ID.
From 11/01/2021 to 11/30/2021.

Site ID	Site Name	Beginning Cash	Receipts	Disbursements	Adjustments	Cash Balance
Group ID	Group Name					
	Activity ID Activity Name					
D	CLUBS AND ORGANIZATIONS					
	4010 40 Assets	-96.95	0.00	0.00	0.00	-96.95
	4040 Art	314.21	0.00	0.00	0.00	314.21
	4059 Band Camp	0.00	0.00	0.00	0.00	0.00
	4060 Band	0.00	0.00	0.00	0.00	0.00
	4062 Band Trip	0.00	0.00	0.00	0.00	0.00
	4090 Bowling Club	150.94	0.00	0.00	0.00	150.94
	4140 Choir	1,008.90	0.00	325.00	3,316.00	3,999.90
	4170 Cross Country Club	-625.53	0.00	96.91	1,225.00	502.56
	4220 Drama Club	2,533.09	0.00	0.00	0.00	2,533.09
	4260 FCS Club	267.77	0.00	0.00	40.00	307.77
	4370 Industrial Arts	1,292.36	0.00	0.00	0.00	1,292.36
	4500 Music	-3,399.52	0.00	76.37	3,906.00	430.11
	4530 Orchestra	0.00	0.00	0.00	0.00	0.00
	4540 Other Clubs	269.56	0.00	0.00	0.00	269.56
	4670 SPARKS	139.33	0.00	0.00	0.00	139.33
	4710 Student Council	3,467.57	0.00	311.09	0.00	3,156.48
	4760 World Language	0.00	0.00	0.00	0.00	0.00
	4770 Yearbook	5,617.00	150.00	3,657.74	525.00	2,634.26
	D Totals:	10,938.73	150.00	4,467.11	9,012.00	15,633.62

Current Cash Balance

Sorted by Site ID, Group ID, Activity ID.
From 11/01/2021 to 11/30/2021.

Site ID Group ID	Site Name Group Name	Activity ID	Activity Name	Beginning Cash	Receipts	Disbursements	Adjustments	Cash Balance
E	ADMINISTRATIVE CUSTODIAL							
	5015		Circle of Friends	333.49	0.00	0.00	0.00	333.49
	5020		Fines	329.56	0.00	0.00	0.00	329.56
	5027		Fines-Textbooks	165.68	0.00	0.00	0.00	165.68
	5040		Fundraising-General	10,050.15	699.00	529.00	0.00	10,220.15
	5050		HAL	0.00	0.00	0.00	0.00	0.00
	5060		Hospitality	0.00	0.00	0.00	0.00	0.00
	5070		Library	2,157.43	0.00	0.00	0.00	2,157.43
	5075		Mentoring	85.88	0.00	0.00	0.00	85.88
	5085		MSAP	0.00	0.00	0.00	0.00	0.00
	5090		Montessori	0.00	0.00	0.00	0.00	0.00
	5093		Montessori 7/8 Sales	0.00	0.00	0.00	0.00	0.00
	5095		Montessori Fundraising	0.00	0.00	0.00	0.00	0.00
	5100		Other Adm Custodial	0.00	0.00	0.00	0.00	0.00
	5110		Other Student Activities	1,161.96	0.00	0.00	0.00	1,161.96
	5115		Field Trips-Curriculum Related	150.70	0.00	0.00	0.00	150.70
	5119		Montessori 6-8	0.00	0.00	0.00	0.00	0.00
	5120		P.E.	0.00	0.00	0.00	0.00	0.00
	5127		6th Grade Field Trips-Curriculum Related	140.96	0.00	0.00	0.00	140.96
	5128		7th Grade Field Trips-Curriculum Related	140.97	0.00	0.00	0.00	140.97
	5129		8th Grade Field Trips-Curriculum Related	1,245.27	0.00	0.00	0.00	1,245.27
	5140		PayBac	16.48	0.00	0.00	0.00	16.48
	5170		Student Notebooks	0.00	0.00	0.00	0.00	0.00
	5180		Teacher Fund/Grants	2,277.63	0.00	0.00	0.00	2,277.63
	5185		Technology	0.00	0.00	0.00	0.00	0.00
	5210		Zone	781.03	0.00	0.00	0.00	781.03
	E Totals:			19,037.19	699.00	529.00	0.00	19,207.19
Q	STUDENT FEE FUND							
	7060		6th Grade Field Trips	0.00	0.00	0.00	0.00	0.00
	7070		7th Grade Field Trips	0.00	0.00	0.00	0.00	0.00
	7080		8th Grade Field Trips	0.00	0.00	0.00	0.00	0.00
	7135		Montessori 6-8	0.00	0.00	0.00	0.00	0.00
	7150		Jumpstart	313.69	0.00	0.00	0.00	313.69
	7160		Participation Fees - Athletics	5,445.00	1,575.00	0.00	-5,115.00	1,905.00
	7170		Participation Fees - Clubs & Orgs	9,016.00	250.00	16.00	-9,012.00	238.00
	7195		HAL Field Trips	0.00	0.00	0.00	0.00	0.00
	7200		Outdoor Ed	0.00	0.00	0.00	0.00	0.00
	7900		Field Trips-Other	9.00	0.00	0.00	0.00	9.00
	7901		Student Transportation	3,232.02	2,910.00	3,600.00	0.00	2,542.02
	Q Totals:			18,015.71	4,735.00	3,616.00	-14,127.00	5,007.71

Current Cash Balance

Sorted by Site ID, Group ID, Activity ID.
From 11/01/2021 to 11/30/2021.

Site ID Group ID	Site Name Group Name	Activity ID	Activity Name	Beginning Cash	Receipts	Disbursements	Adjustments	Cash Balance
S	ATHLETIC							
	9030		Concessions	0.00	0.00	0.00	0.00	0.00
	9050		Athletic-General	2,283.11	0.00	0.00	0.00	2,283.11
	9070		Miscellaneous Receipts	2,476.51	300.00	1,528.50	0.00	1,248.01
	9080		Fundraising-Athletic	1,122.42	0.00	0.00	0.00	1,122.42
S Totals:				5,882.04	300.00	1,528.50	0.00	4,653.54
CMS Activity Totals:				61,468.29	8,235.68	12,875.52	0.00	56,828.45

	Begin Balance	Transfers	Receipts	Disbursements	Adjustments	End Balance
CMS Checking:			8,235.68	12,875.52		
CMS Investment:						
CMS Bank Balances:	61,468.29		8,235.68	12,875.52	0.00	56,828.45

Current Cash Balance

Sorted by Site ID, Group ID, Activity ID.
From 11/01/2021 to 11/30/2021.

Site ID	Site Name		Beginning Cash	Receipts	Disbursements	Adjustments	Cash Balance
Group ID	Group Name	Activity ID Activity Name					
KMS	Kiewit Middle School						
A	ACTIVITY GENERAL						
	1010	General Admin	2,882.69	0.00	195.38	0.00	2,687.31
	1016	Rev Trak Fees	2.16	0.00	0.00	0.00	2.16
	1018	School Pay Fees	91.91	354.98	370.42	0.00	76.47
	1025	Savings	41,057.86	0.00	0.00	0.00	41,057.86
	1030	Staff Vending	598.71	0.00	0.00	0.00	598.71
	1035	Student Vending	-103.29	100.00	165.43	168.72	0.00
	1049	Food Pantry	190.00	0.00	0.00	0.00	190.00
	1050	Projects/Support	17,930.81	0.00	0.00	0.00	17,930.81
	1105	Laptop Insurance	1,075.00	80.00	1,155.00	0.00	0.00
	1106	Laptop Loss/Damage	860.20	928.50	1,788.70	0.00	0.00
		A Totals:	64,586.05	1,463.48	3,674.93	168.72	62,543.32
B	Athletics-Girls						
	2013	Misc. Expenditures - Girls	0.00	0.00	0.00	0.00	0.00
		B Totals:	0.00	0.00	0.00	0.00	0.00
C	Athletics-Boys						
	3003	Entry Fees - Boys	0.00	0.00	0.00	0.00	0.00
	3013	Misc. Expenditures - Boys	0.00	0.00	1,453.22	1,453.22	0.00
	3052	Camps - Boys Basketball	0.00	0.00	0.00	0.00	0.00
		C Totals:	0.00	0.00	1,453.22	1,453.22	0.00
D	CLUBS AND ORGANIZATIONS						
	4040	Art	323.48	0.00	0.00	0.00	323.48
	4060	Band	932.06	0.00	0.00	0.00	932.06
	4130	Chess Club	0.00	0.00	0.00	0.00	0.00
	4220	Drama Club	2,976.62	0.00	0.00	0.00	2,976.62
	4260	FCS Club	1,065.23	30.00	0.00	0.00	1,095.23
	4370	Industrial Arts	8,884.90	618.00	0.00	0.00	9,502.90
	4380	International Club	0.00	0.00	0.00	0.00	0.00
	4500	Music	8,622.00	140.00	2,974.19	0.00	5,787.81
	4540	Other Clubs	1.80	0.00	0.00	0.00	1.80
	4630	Science Club	373.29	0.00	0.00	0.00	373.29
	4680	Speech Club	420.00	0.00	0.00	0.00	420.00
	4710	Student Council	3,016.34	0.00	0.00	0.00	3,016.34
	4750	Volunteer Club	1,951.40	0.00	0.00	0.00	1,951.40
	4770	Yearbook	18,027.97	75.00	295.58	0.00	17,807.39
	4780	Youth to Youth	0.00	0.00	0.00	0.00	0.00
		D Totals:	46,595.09	863.00	3,269.77	0.00	44,188.32

Current Cash Balance

Sorted by Site ID, Group ID, Activity ID.
From 11/01/2021 to 11/30/2021.

Site ID Group ID	Site Name Group Name	Activity ID	Activity Name	Beginning Cash	Receipts	Disbursements	Adjustments	Cash Balance
E	ADMINISTRATIVE CUSTODIAL							
	5027		Fines-Textbooks	0.00	0.00	0.00	0.00	0.00
	5040		Fundraising-General	1,727.79	0.00	0.00	0.00	1,727.79
	5050		HAL	395.91	0.00	0.00	0.00	395.91
	5060		Hospitality	1,626.42	0.00	0.00	0.00	1,626.42
	5070		Library	8,385.76	70.00	0.00	0.00	8,455.76
	5100		Other Adm Custodial	0.00	0.00	0.00	0.00	0.00
	5115		Field Trips-Curriculum Related	5,687.66	0.00	0.00	0.00	5,687.66
	5120		P.E.	928.80	0.00	0.00	0.00	928.80
	5127		6th Grade Field Trips-Curriculum Related	0.00	0.00	0.00	0.00	0.00
	5128		7th Grade Field Trips-Curriculum Related	30.00	0.00	0.00	0.00	30.00
	5129		8th Grade Field Trips-Curriculum Related	0.00	0.00	0.00	0.00	0.00
	5140		PayBac	3,374.79	0.00	0.00	0.00	3,374.79
	5165		Logo Sales	14,339.51	1,359.90	143.51	-168.72	15,387.18
	5175		Student Scholarships	1,536.06	0.00	0.00	0.00	1,536.06
	5180		Teacher Fund/Grants	363.01	0.00	0.00	0.00	363.01
	5185		Technology	0.00	0.00	0.00	0.00	0.00
	5191		6th Grade	0.00	0.00	0.00	0.00	0.00
	5192		7th Grade	0.00	0.00	0.00	0.00	0.00
	5193		8th Grade	0.00	0.00	0.00	0.00	0.00
	E Totals:			38,395.71	1,429.90	143.51	-168.72	39,513.38
Q	STUDENT FEE FUND							
	7060		6th Grade Field Trips	0.00	0.00	0.00	0.00	0.00
	7070		7th Grade Field Trips	0.00	0.00	0.00	0.00	0.00
	7080		8th Grade Field Trips	0.00	0.00	0.00	0.00	0.00
	7100		After School Program	34,708.70	6,428.00	0.00	0.00	41,136.70
	7140		Mini-Classes	0.00	0.00	0.00	0.00	0.00
	7150		Jumpstart	0.00	0.00	0.00	0.00	0.00
	7160		Participation Fees - Athletics	167.50	840.00	338.00	0.00	669.50
	7170		Participation Fees - Clubs & Orgs	40.00	0.00	0.00	0.00	40.00
	7195		HAL Field Trips	0.00	0.00	0.00	0.00	0.00
	7901		Student Transportation	8,920.00	7,230.00	16,150.00	0.00	0.00
	Q Totals:			43,836.20	14,498.00	16,488.00	0.00	41,846.20
S	ATHLETIC							
	9050		Athletic-General	1,593.04	0.00	0.00	-1,453.22	139.82
	9070		Miscellaneous Receipts	0.00	0.00	0.00	0.00	0.00
	S Totals:			1,593.04	0.00	0.00	-1,453.22	139.82

Current Cash Balance

Sorted by Site ID, Group ID, Activity ID.
From 11/01/2021 to 11/30/2021.

Site ID	Site Name	Beginning Cash	Receipts	Disbursements	Adjustments	Cash Balance
Group ID	Group Name					
Activity ID	Activity Name					
KMS Activity Totals:		195,006.09	18,254.38	25,029.43	0.00	188,231.04

	Begin Balance	Transfers	Receipts	Disbursements	Adjustments	End Balance
KMS Checking:			18,254.38	25,029.43		
KMS Investment:						
KMS Bank Balances:	195,006.09		18,254.38	25,029.43	0.00	188,231.04

Current Cash Balance

Sorted by Site ID, Group ID, Activity ID.
From 11/01/2021 to 11/30/2021.

Site ID	Site Name		Beginning Cash	Receipts	Disbursements	Adjustments	Cash Balance
Group ID	Group Name	Activity ID Activity Name					
NMS	North Middle School						
A	ACTIVITY GENERAL						
	1010	General Admin	19,588.60	322.42	180.06	0.00	19,730.96
	1016	Rev Trak Fees	0.00	0.00	0.00	0.00	0.00
	1018	School Pay Fees	-51.43	169.91	256.18	0.00	-137.70
	1030	Staff Vending	-1.25	0.00	0.00	0.00	-1.25
	1035	Student Vending	0.00	0.00	0.00	0.00	0.00
	1036	NMS Spiritwear	4,757.38	0.00	0.00	0.00	4,757.38
	1037	Mustang Express-O	1,061.93	213.00	17.96	0.00	1,256.97
	1040	Donations	41,780.57	547.60	266.01	0.00	42,062.16
	1052	Service Learning	32.00	0.00	0.00	0.00	32.00
	1105	Laptop Insurance	13,420.00	60.00	13,880.00	460.00	60.00
	1106	Laptop Loss/Damage	1,850.00	584.00	1,689.00	-460.00	285.00
	1170	Wellness	0.00	0.00	0.00	0.00	0.00
		A Totals:	82,437.80	1,896.93	16,289.21	0.00	68,045.52
B	Athletics-Girls						
	2003	Entry Fees - Girls	0.00	0.00	0.00	0.00	0.00
	2013	Misc. Expenditures - Girls	-1,599.50	0.00	0.00	0.00	-1,599.50
	2063	Misc. Expenditures - Girls Basketball	0.00	0.00	0.00	0.00	0.00
		B Totals:	-1,599.50	0.00	0.00	0.00	-1,599.50
C	Athletics-Boys						
	3003	Entry Fees - Boys	0.00	0.00	0.00	0.00	0.00
	3013	Misc. Expenditures - Boys	-1,208.46	0.00	1,261.88	0.00	-2,470.34
	3515	Misc. Expenditures - Boys Football	0.00	0.00	0.00	0.00	0.00
		C Totals:	-1,208.46	0.00	1,261.88	0.00	-2,470.34

Current Cash Balance

Sorted by Site ID, Group ID, Activity ID.
From 11/01/2021 to 11/30/2021.

Site ID Group ID	Site Name Group Name	Activity Name	Beginning Cash	Receipts	Disbursements	Adjustments	Cash Balance
D	CLUBS AND ORGANIZATIONS						
4040	Art		435.65	0.00	0.00	0.00	435.65
4045	Art Projects		362.69	0.00	0.00	0.00	362.69
4059	Band Camp		8.00	0.00	0.00	0.00	8.00
4060	Band		166.03	24.00	0.00	0.00	190.03
4130	Chess Club		0.00	0.00	0.00	0.00	0.00
4140	Choir		-65.00	0.00	147.74	0.00	-212.74
4170	Cross Country Club		-66.29	0.00	1,625.00	1,860.00	168.71
4220	Drama Club		15,966.68	2,776.53	1,835.46	2,480.00	19,387.75
4260	FCS Club		0.00	0.00	0.00	0.00	0.00
4265	FCS Projects		0.00	0.00	0.00	0.00	0.00
4290	Forensics		101.00	0.00	0.00	0.00	101.00
4370	Industrial Arts		897.64	0.00	0.00	0.00	897.64
4380	International Club		307.10	0.00	0.00	0.00	307.10
4530	Orchestra		1,127.51	0.00	69.56	0.00	1,057.95
4540	Other Clubs		0.00	0.00	0.00	0.00	0.00
4600	Robotics & Engineering Club		321.49	0.00	0.00	0.00	321.49
4645	Show Choir		-2,492.41	570.00	2,852.20	10,500.00	5,725.39
4710	Student Council		11,648.75	3,004.00	301.72	0.00	14,351.03
4726	Unified Sports		605.52	0.00	0.00	0.00	605.52
4729	Unified Classroom		114.09	0.00	0.00	0.00	114.09
4750	Volunteer Club		0.00	0.00	0.00	0.00	0.00
4770	Yearbook		4,659.39	115.00	0.00	345.00	5,119.39
4780	Youth to Youth		141.06	0.00	0.00	0.00	141.06
	D Totals:		34,238.90	6,489.53	6,831.68	15,185.00	49,081.75
E	ADMINISTRATIVE CUSTODIAL						
5020	Fines		361.22	0.00	0.00	0.00	361.22
5027	Fines-Textbooks		82.90	0.00	0.00	0.00	82.90
5040	Fundraising-General		21,396.96	0.00	0.00	0.00	21,396.96
5050	HAL		246.25	0.00	0.00	0.00	246.25
5060	Hospitality		923.85	0.00	89.17	0.00	834.68
5070	Library		5,721.80	147.03	1,285.17	0.00	4,583.66
5100	Other Adm Custodial		3,992.42	0.00	0.00	0.00	3,992.42
5115	Field Trips-Curriculum Related		0.00	0.00	0.00	0.00	0.00
5120	P.E.		0.00	0.00	0.00	0.00	0.00
5127	6th Grade Field Trips-Curriculum Related		325.80	0.00	0.00	0.00	325.80
5128	7th Grade Field Trips-Curriculum Related		0.00	0.00	0.00	0.00	0.00
5129	8th Grade Field Trips-Curriculum Related		0.00	0.00	0.00	0.00	0.00
5175	Student Scholarships		0.00	0.00	0.00	0.00	0.00
5200	Outdoor Learning Environment		1,280.00	0.00	0.00	0.00	1,280.00
5215	Special Events		2,596.59	0.00	0.00	0.00	2,596.59
5220	Site Improvements		15,153.13	0.00	0.00	0.00	15,153.13
	E Totals:		52,080.92	147.03	1,374.34	0.00	50,853.61

Current Cash Balance

Sorted by Site ID, Group ID, Activity ID,
From 11/01/2021 to 11/30/2021.

Site ID Group ID	Site Name Group Name	Activity ID	Activity Name	Beginning Cash	Receipts	Disbursements	Adjustments	Cash Balance
Q	STUDENT FEE FUND							
	7060		6th Grade Field Trips	0.00	0.00	0.00	0.00	0.00
	7070		7th Grade Field Trips	0.00	0.00	0.00	0.00	0.00
	7080		8th Grade Field Trips	0.00	0.00	0.00	0.00	0.00
	7100		After School Program	55,930.53	8,550.00	439.49	0.00	64,041.04
	7150		Jumpstart	610.49	0.00	0.00	0.00	610.49
	7160		Participation Fees - Athletics	5,005.00	440.00	0.00	10.00	5,455.00
	7170		Participation Fees - Clubs & Orgs	14,775.00	560.00	0.00	-15,195.00	140.00
	7195		HAL Field Trips	0.00	0.00	0.00	0.00	0.00
	7200		Outdoor Ed	-672.47	0.00	0.00	0.00	-672.47
	7900		Field Trips-Other	0.00	0.00	0.00	0.00	0.00
	7901		Student Transportation	1,770.00	1,890.00	3,720.00	0.00	-60.00
			Q Totals:	77,418.55	11,440.00	4,159.49	-15,185.00	69,514.06
S	ATHLETIC							
	9030		Concessions	0.00	0.00	0.00	0.00	0.00
	9050		Athletic-General	202.51	0.00	0.00	0.00	202.51
	9070		Miscellaneous Receipts	0.00	0.00	0.00	0.00	0.00
	9110		Activities	0.00	0.00	0.00	0.00	0.00
			S Totals:	202.51	0.00	0.00	0.00	202.51
			NMS Activity Totals:	243,570.72	19,973.49	29,916.60	0.00	233,627.61

	Begin Balance	Transfers	Receipts	Disbursements	Adjustments	End Balance
NMS Checking:			19,973.49	29,916.60		
NMS Investment:						
NMS Bank Balances:	243,570.72		19,973.49	29,916.60	0.00	233,627.61

Current Cash Balance

Sorted by Site ID, Group ID, Activity ID.
From 11/01/2021 to 11/30/2021.

Site ID Group ID	Site Name Group Name	Activity ID	Activity Name	Beginning Cash	Receipts	Disbursements	Adjustments	Cash Balance
RMS	Russell Middle School							
A	ACTIVITY GENERAL							
	1010		General Admin	-389.76	924.92	3,571.86	177.62	-2,859.08
	1018		School Pay Fees	115.64	2.83	0.00	0.00	118.47
	1030		Staff Vending	7.91	0.00	0.00	0.00	7.91
	1035		Student Vending	186.92	0.00	0.00	0.00	186.92
	1039		Donations-Special Projects	0.00	0.00	0.00	0.00	0.00
	1040		Donations	955.15	0.00	44.24	0.00	910.91
	1041		Donations Students	-262.35	570.64	0.00	0.00	308.29
	1048		Parent Involvement Activities	0.00	0.00	0.00	0.00	0.00
	1049		Food Pantry	215.00	0.00	0.00	0.00	215.00
	1070		Start Up Cash	0.00	0.00	0.00	0.00	0.00
	1105		Laptop Insurance	40.00	20.00	40.00	0.00	20.00
	1106		Laptop Loss/Damage	334.00	293.00	334.00	0.00	293.00
			A Totals:	1,202.51	1,811.39	3,990.10	177.62	-798.58
B	Athletics-Girls							
	2013		Misc. Expenditures - Girls	356.94	0.00	115.52	0.00	241.42
			B Totals:	356.94	0.00	115.52	0.00	241.42
C	Athletics-Boys							
	3013		Misc. Expenditures - Boys	3,016.88	0.00	1,301.32	0.00	1,715.56
			C Totals:	3,016.88	0.00	1,301.32	0.00	1,715.56

Current Cash Balance

Sorted by Site ID, Group ID, Activity ID.
From 11/01/2021 to 11/30/2021.

Site ID Group ID	Site Name Group Name	Activity ID	Activity Name	Beginning Cash	Receipts	Disbursements	Adjustments	Cash Balance
D	CLUBS AND ORGANIZATIONS							
	4040		Art	133.82	0.00	0.00	0.00	133.82
	4046		Crafts	176.98	0.00	183.45	0.00	-6.47
	4059		Band Camp	2,197.06	0.00	798.25	-177.62	1,221.19
	4060		Band	169.16	0.00	0.00	0.00	169.16
	4170		Cross Country Club	1,890.60	0.00	0.00	0.00	1,890.60
	4180		Culinary	1,970.09	0.00	896.40	0.00	1,073.69
	4260		FCS Club	0.00	0.00	0.00	0.00	0.00
	4324		Esports	0.00	2,238.00	367.79	0.00	1,870.21
	4370		Industrial Arts	4,202.78	209.00	264.94	0.00	4,146.84
	4500		Music	16,358.95	0.00	9,565.06	0.00	6,793.89
	4503		Music-Musicals	5,097.28	0.00	0.00	0.00	5,097.28
	4530		Orchestra	1,209.16	80.00	350.00	0.00	939.16
	4532		Summer Camps	0.00	0.00	0.00	0.00	0.00
	4533		Orchestra Camp	1,426.08	0.00	0.00	0.00	1,426.08
	4540		Other Clubs	0.00	0.00	0.00	0.00	0.00
	4600		Robotics & Engineering Club	0.00	0.00	0.00	0.00	0.00
	4641		School Spirit Leaders Club	0.00	0.00	0.00	0.00	0.00
	4647		Show Choir Camp	11,092.64	0.00	673.25	0.00	10,419.39
	4710		Student Council	4,777.68	450.00	859.99	0.00	4,367.69
	4750		Volunteer Club	0.00	0.00	0.00	0.00	0.00
	4770		Yearbook	7,114.51	0.00	0.00	0.00	7,114.51
	D Totals:			57,816.79	2,977.00	13,959.13	-177.62	46,657.04

Current Cash Balance

Sorted by Site ID, Group ID, Activity ID.
From 11/01/2021 to 11/30/2021.

Site ID Group ID	Site Name Group Name	Activity ID	Activity Name	Beginning Cash	Receipts	Disbursements	Adjustments	Cash Balance	
E	ADMINISTRATIVE CUSTODIAL								
	5008		Surplus Sales	3,163.50	0.00	468.41	0.00	2,695.09	
	5013		Carnival	0.00	0.00	0.00	0.00	0.00	
	5025		Fines - Library Book	0.00	0.00	0.00	0.00	0.00	
	5027		Fines-Textbooks	481.61	0.00	0.00	0.00	481.61	
	5030		Counseling Center	28.05	0.00	0.00	0.00	28.05	
	5040		Fundraising-General	1,282.97	216.88	253.49	0.00	1,246.36	
	5060		Hospitality	128.62	50.00	53.95	0.00	124.67	
	5070		Library	201.39	1,351.87	51.91	0.00	1,501.35	
	5095		Montessori Fundraising	899.31	447.45	414.42	0.00	932.34	
	5100		Other Adm Custodial	100.00	0.00	0.00	0.00	100.00	
	5110		Other Student Activities	0.00	0.00	0.00	0.00	0.00	
	5112		Montessori Field Trips	1,920.00	1,665.95	0.00	0.00	3,585.95	
	5114		Montessori 6th	179.02	0.00	0.00	0.00	179.02	
	5115		Field Trips-Curriculum Related	0.00	0.00	0.00	0.00	0.00	
	5119		Montessori 6-8	9,510.22	0.00	9,087.00	0.00	423.22	
	5120		P.E.	230.90	0.00	0.00	0.00	230.90	
	5127		6th Grade Field Trips-Curriculum Related	0.00	0.00	0.00	0.00	0.00	
	5128		7th Grade Field Trips-Curriculum Related	1,853.05	0.00	917.50	0.00	935.55	
	5129		8th Grade Field Trips-Curriculum Related	0.00	0.00	0.00	0.00	0.00	
	5165		Logo Sales	1,455.49	64.00	937.29	0.00	582.20	
			E Totals:	21,434.13	3,796.15	12,183.97	0.00	13,046.31	
Q	STUDENT FEE FUND								
	7100		After School Program	14,956.54	3,070.00	1,694.79	0.00	16,331.75	
	7150		Jumpstart	4,548.49	0.00	908.50	0.00	3,639.99	
	7160		Participation Fees - Athletics	440.00	840.00	0.00	0.00	1,280.00	
	7170		Participation Fees - Clubs & Orgs	2,891.00	1,741.00	0.00	0.00	4,632.00	
	7900		Field Trips-Other	0.00	0.00	0.00	0.00	0.00	
	7901		Student Transportation	810.00	1,080.00	810.00	0.00	1,080.00	
			Q Totals:	23,646.03	6,731.00	3,413.29	0.00	26,963.74	
S	ATHLETIC								
	9050		Athletic-General	5,607.84	720.00	4,637.79	0.00	1,690.05	
			S Totals:	5,607.84	720.00	4,637.79	0.00	1,690.05	
			RMS Activity Totals:	113,081.12	16,035.54	39,601.12	0.00	89,515.54	
				Begin Balance	Transfers	Receipts	Disbursements	Adjustments	End Balance
			RMS Checking:			16,035.54	39,601.12		
			RMS Investment:						
			RMS Bank Balances:	113,081.12		16,035.54	39,601.12	0.00	89,515.54

Current Cash Balance

Sorted by Site ID, Group ID, Activity ID.
From 11/01/2021 to 11/30/2021.

Site ID	Site Name	Beginning Cash	Receipts	Disbursements	Adjustments	Cash Balance
Group ID	Group Name					
Activity ID	Activity Name					
Horizon	Keith Lutz Horizon High School					
A	ACTIVITY GENERAL					
1010	General Admin	4,350.98	50.31	0.00	0.00	4,401.29
1016	Rev Trak Fees	0.00	0.00	0.00	0.00	0.00
1018	School Pay Fees	-44.66	0.00	12.99	0.00	-57.65
1030	Staff Vending	186.41	0.00	0.00	0.00	186.41
1105	Laptop Insurance	200.00	20.00	220.00	0.00	0.00
1106	Laptop Loss/Damage	83.00	110.00	193.00	0.00	0.00
A Totals:		4,775.73	180.31	425.99	0.00	4,530.05
D	CLUBS AND ORGANIZATIONS					
4365	HOSA	1,499.57	0.00	0.00	0.00	1,499.57
4650	Skills USA	0.00	0.00	0.00	0.00	0.00
4710	Student Council	588.04	0.00	0.00	0.00	588.04
4770	Yearbook	0.00	0.00	0.00	0.00	0.00
4790	BLM Academy	0.00	0.00	0.00	0.00	0.00
D Totals:		2,087.61	0.00	0.00	0.00	2,087.61
E	ADMINISTRATIVE CUSTODIAL					
5025	Fines - Library Book	180.63	0.00	0.00	0.00	180.63
5027	Fines-Textbooks	3.45	0.00	0.00	0.00	3.45
5040	Fundraising-General	430.96	0.00	0.00	0.00	430.96
5115	Field Trips-Curriculum Related	0.00	0.00	0.00	0.00	0.00
E Totals:		615.04	0.00	0.00	0.00	615.04
S	ATHLETIC					
9070	Miscellaneous Receipts	0.00	0.00	0.00	0.00	0.00
S Totals:		0.00	0.00	0.00	0.00	0.00
Horizon Activity Totals:		7,478.38	180.31	425.99	0.00	7,232.70
<hr/>						
	Begin Balance	Transfers	Receipts	Disbursements	Adjustments	End Balance
	Horizon Checking:		180.31	425.99		
	Horizon Investment:					
	Horizon Bank Balances:	7,478.38	180.31	425.99	0.00	7,232.70

Current Cash Balance

Sorted by Site ID, Group ID, Activity ID.
From 11/01/2021 to 11/30/2021.

Site ID	Site Name						
Group ID	Group Name						
	Activity ID	Activity Name	Beginning Cash	Receipts	Disbursements	Adjustments	Cash Balance
NHS	Millard North High School						
A	ACTIVITY GENERAL						
	1010	General Admin	5,697.31	0.00	148.64	0.00	5,548.67
	1016	Rev Trak Fees	-1,402.73	0.00	0.00	0.00	-1,402.73
	1017	Returned Checks	0.00	0.00	0.00	0.00	0.00
	1018	School Pay Fees	560.00	-209.91	0.00	0.00	350.09
	1025	Savings	-328,796.63	0.00	0.00	0.00	-328,796.63
	1030	Staff Vending	-871.91	0.00	0.00	0.00	-871.91
	1035	Student Vending	-385.00	0.00	0.00	0.00	-385.00
	1040	Donations	1,970.69	500.00	0.00	0.00	2,470.69
	1050	Projects/Support	628.18	0.00	0.00	0.00	628.18
	1070	Start Up Cash	-14,544.66	5,668.00	3,300.00	0.00	-12,176.66
	1090	Other Revenue	6,738.83	0.00	0.00	0.00	6,738.83
	1105	Laptop Insurance	42,879.00	140.00	42,859.00	0.00	160.00
	1106	Laptop Loss/Damage	3,224.40	158.00	2,870.40	0.00	512.00
	1110	Extracurr Transportation	-21,540.10	0.00	3,933.45	-450.00	-25,923.55
	A Totals:		-305,842.62	6,256.09	53,111.49	-450.00	-353,148.02

Current Cash Balance

Sorted by Site ID, Group ID, Activity ID.
From 11/01/2021 to 11/30/2021.

Site ID Group ID	Site Name Group Name	Activity ID	Activity Name	Beginning Cash	Receipts	Disbursements	Adjustments	Cash Balance
B	Athletics-Girls							
		2001	Awards - Girls	0.00	0.00	0.00	0.00	0.00
		2002	Camps - Girls	3,924.82	296.00	0.00	0.00	4,220.82
		2003	Entry Fees - Girls	1,640.92	0.00	0.00	0.00	1,640.92
		2004	Equipment - Girls	0.00	0.00	0.00	0.00	0.00
		2005	Lodging - Girls	0.00	0.00	0.00	0.00	0.00
		2006	Meals - Girls	0.00	0.00	0.00	0.00	0.00
		2007	Officials - Girls	0.00	0.00	0.00	0.00	0.00
		2008	Prof Devel - Girls	0.00	0.00	0.00	0.00	0.00
		2009	Scouting - Girls	0.00	0.00	0.00	0.00	0.00
		2010	Security - Girls	0.00	0.00	0.00	0.00	0.00
		2011	Transportation - Girls	0.00	0.00	0.00	0.00	0.00
		2012	Uniforms/Apparel - Girls	0.00	0.00	0.00	0.00	0.00
		2013	Misc. Expenditures - Girls	0.00	0.00	0.00	0.00	0.00
		2051	Awards - Girls Basketball	0.00	0.00	0.00	0.00	0.00
		2052	Camps - Girls Basketball	5,944.71	0.00	0.00	0.00	5,944.71
		2053	Entry Fees - Girls Basketball	0.00	0.00	0.00	0.00	0.00
		2054	Equipment - Girls Basketball	0.00	0.00	941.68	0.00	-941.68
		2055	Lodging - Girls Basketball	0.00	0.00	0.00	0.00	0.00
		2056	Meals - Girls Basketball	0.00	0.00	0.00	0.00	0.00
		2057	Officials - Girls Basketball	0.00	0.00	0.00	0.00	0.00
		2058	Prof. Development - Girls Basketball	0.00	0.00	0.00	0.00	0.00
		2059	Scouting - Girls Basketball	0.00	0.00	0.00	0.00	0.00
		2060	Security - Girls Basketball	0.00	0.00	0.00	0.00	0.00
		2061	Transportation - Girls Basketball	0.00	0.00	0.00	0.00	0.00
		2062	Uniforms/Apparel - Girls Basketball	0.00	0.00	2,761.17	0.00	-2,761.17
		2063	Misc. Expenditures - Girls Basketball	0.00	0.00	0.00	0.00	0.00
		2101	Awards - Girls Cross Country	0.00	0.00	0.00	0.00	0.00
		2102	Camps - Girls Cross Country	4,508.65	0.00	3,039.88	0.00	1,468.77
		2103	Entry Fees - Girls Cross Country	-340.00	0.00	0.00	0.00	-340.00
		2104	Equipment - Girls Cross Country	0.00	0.00	0.00	0.00	0.00
		2105	Lodging - Girls Cross Country	0.00	0.00	0.00	0.00	0.00
		2106	Meals - Girls Cross Country	-76.00	0.00	0.00	0.00	-76.00
		2107	Officials - Girls Cross Country	0.00	0.00	0.00	0.00	0.00
		2108	Prof. Development - Girls Cross Country	0.00	0.00	0.00	0.00	0.00
		2109	Scouting - Girls Cross Country	0.00	0.00	0.00	0.00	0.00
		2110	Security - Girls Cross Country	0.00	0.00	0.00	0.00	0.00
		2111	Transportation - Girls Cross Country	-1,157.86	0.00	437.55	0.00	-1,595.41
		2112	Uniforms/Apparel - Girls Cross Country	0.00	0.00	0.00	0.00	0.00
		2113	Misc. Expenditures - Girls Cross Country	0.00	0.00	0.00	0.00	0.00
		2151	Awards - Girls Golf	0.00	0.00	0.00	0.00	0.00
		2152	Camps - Girls Golf	-3,077.44	0.00	0.00	0.00	-3,077.44
		2153	Entry Fees - Girls Golf	-1,485.00	0.00	120.00	0.00	-1,605.00
		2154	Equipment - Girls Golf	-1,121.35	0.00	0.00	0.00	-1,121.35
		2155	Lodging - Girls Golf	0.00	0.00	1,199.50	0.00	-1,199.50

Current Cash Balance

Sorted by Site ID, Group ID, Activity ID.
From 11/01/2021 to 11/30/2021.

Site ID Group ID	Site Name Group Name	Activity Name	Beginning Cash	Receipts	Disbursements	Adjustments	Cash Balance
2156		Meals - Girls Golf	-230.00	0.00	0.00	0.00	-230.00
2157		Officials - Girls Golf	0.00	0.00	0.00	0.00	0.00
2158		Prof. Development - Girls Golf	0.00	0.00	0.00	0.00	0.00
2159		Scouting - Girls Golf	0.00	0.00	0.00	0.00	0.00
2160		Security - Girls Golf	0.00	0.00	0.00	0.00	0.00
2161		Transportation - Girls Golf	0.00	0.00	0.00	0.00	0.00
2162		Uniforms/Apparel - Girls Golf	0.00	0.00	0.00	0.00	0.00
2163		Misc. Expenditures - Girls Golf	-1,294.00	0.00	0.00	0.00	-1,294.00
2201		Awards - Girls Soccer	0.00	0.00	0.00	0.00	0.00
2202		Camps - Girls Soccer	12,275.37	0.00	2,418.58	0.00	9,856.79
2203		Entry Fees - Girls Soccer	0.00	0.00	0.00	0.00	0.00
2204		Equipment - Girls Soccer	0.00	0.00	1,416.09	0.00	-1,416.09
2205		Lodging - Girls Soccer	0.00	0.00	0.00	0.00	0.00
2206		Meals - Girls Soccer	0.00	0.00	0.00	0.00	0.00
2207		Officials - Girls Soccer	0.00	0.00	0.00	0.00	0.00
2208		Prof. Development - Girls Soccer	0.00	0.00	0.00	0.00	0.00
2209		Scouting - Girls Soccer	0.00	0.00	0.00	0.00	0.00
2210		Security - Girls Soccer	0.00	0.00	0.00	0.00	0.00
2211		Transportation - Girls Soccer	0.00	0.00	0.00	0.00	0.00
2212		Uniforms/Apparel - Girls Soccer	0.00	0.00	0.00	0.00	0.00
2213		Misc. Expenditures - Girls Soccer	0.00	0.00	0.00	0.00	0.00
2251		Awards - Girls Swimming	0.00	0.00	326.50	0.00	-326.50
2252		Camps - Girls Swimming	3,429.47	0.00	2,262.87	0.00	1,166.60
2253		Entry Fees - Girls Swimming	0.00	0.00	0.00	0.00	0.00
2254		Equipment - Girls Swimming	0.00	0.00	0.00	0.00	0.00
2255		Lodging - Girls Swimming	0.00	0.00	0.00	0.00	0.00
2256		Meals - Girls Swimming	0.00	0.00	0.00	0.00	0.00
2257		Officials - Girls Swimming	0.00	0.00	0.00	0.00	0.00
2258		Prof. Development - Girls Swimming	0.00	0.00	0.00	0.00	0.00
2259		Scouting - Girls Swimming	0.00	0.00	0.00	0.00	0.00
2260		Security - Girls Swimming	0.00	0.00	0.00	0.00	0.00
2261		Transportation - Girls Swimming	0.00	0.00	0.00	0.00	0.00
2262		Uniforms/Apparel - Girls Swimming	0.00	0.00	0.00	0.00	0.00
2263		Misc. Expenditures - Girls Swimming	0.00	0.00	0.00	0.00	0.00
2301		Awards - Girls Tennis	-43.00	0.00	0.00	0.00	-43.00
2302		Camps - Girls Tennis	2,027.20	0.00	0.00	0.00	2,027.20
2303		Entry Fees - Girls Tennis	-669.00	0.00	0.00	0.00	-669.00
2304		Equipment - Girls Tennis	-148.37	0.00	0.00	0.00	-148.37
2305		Lodging - Girls Tennis	0.00	0.00	0.00	0.00	0.00
2306		Meals - Girls Tennis	0.00	0.00	0.00	0.00	0.00
2307		Officials - Girls Tennis	0.00	0.00	0.00	0.00	0.00
2308		Prof. Development - Girls Tennis	0.00	0.00	0.00	0.00	0.00
2309		Scouting - Girls Tennis	0.00	0.00	0.00	0.00	0.00
2310		Security - Girls Tennis	0.00	0.00	0.00	0.00	0.00
2311		Transportation - Girls Tennis	0.00	0.00	0.00	0.00	0.00

Current Cash Balance

Sorted by Site ID, Group ID, Activity ID,
From 11/01/2021 to 11/30/2021.

Site ID Group ID	Site Name Group Name	Activity Name	Beginning Cash	Receipts	Disbursements	Adjustments	Cash Balance
2312		Uniforms/Apparel - Girls Tennis	0.00	0.00	0.00	0.00	0.00
2313		Misc. Expenditures - Girls Tennis	0.00	0.00	0.00	0.00	0.00
2351		Awards - Girls Track	0.00	0.00	0.00	0.00	0.00
2352		Camps - Girls Track	5,663.11	0.00	0.00	0.00	5,663.11
2353		Entry Fees - Girls Track	0.00	0.00	0.00	0.00	0.00
2354		Equipment - Girls Track	0.00	0.00	0.00	0.00	0.00
2355		Lodging - Girls Track	0.00	0.00	0.00	0.00	0.00
2356		Meals - Girls Track	0.00	0.00	0.00	0.00	0.00
2357		Officials - Girls Track	0.00	0.00	0.00	0.00	0.00
2358		Prof. Development - Girls Track	0.00	0.00	0.00	0.00	0.00
2359		Scouting - Girls Track	0.00	0.00	0.00	0.00	0.00
2360		Security - Girls Track	0.00	0.00	0.00	0.00	0.00
2361		Transportation - Girls Track	0.00	0.00	0.00	0.00	0.00
2362		Uniforms/Apparel - Girls Track	0.00	0.00	0.00	0.00	0.00
2363		Misc. Expenditures - Girls Track	0.00	0.00	0.00	0.00	0.00
2401		Awards - Girls Volleyball	-172.26	0.00	0.00	0.00	-172.26
2402		Camps - Girls Volleyball	3,726.90	1,620.00	1,673.68	0.00	3,673.22
2403		Entry Fees - Girls Volleyball	-945.00	0.00	0.00	0.00	-945.00
2404		Equipment - Girls Volleyball	-1,775.90	0.00	0.00	0.00	-1,775.90
2405		Lodging - Girls Volleyball	0.00	0.00	0.00	0.00	0.00
2406		Meals - Girls Volleyball	-214.50	0.00	0.00	0.00	-214.50
2407		Officials - Girls Volleyball	-5,260.00	0.00	0.00	0.00	-5,260.00
2408		Prof. Development - Girls Volleyball	0.00	0.00	0.00	0.00	0.00
2409		Scouting - Girls Volleyball	0.00	0.00	0.00	0.00	0.00
2410		Security - Girls Volleyball	0.00	0.00	0.00	0.00	0.00
2411		Transportation - Girls Volleyball	-1,412.63	0.00	806.38	0.00	-2,219.01
2412		Uniforms/Apparel - Girls Volleyball	0.00	0.00	0.00	0.00	0.00
2413		Misc. Expenditures - Girls Volleyball	0.00	0.00	0.00	0.00	0.00
2451		Awards - Girls Softball	-257.50	0.00	0.00	0.00	-257.50
2452		Camps - Girls Softball	13,985.98	0.00	794.38	0.00	13,191.60
2453		Entry Fees - Girls Softball	-705.00	0.00	0.00	0.00	-705.00
2454		Equipment - Girls Softball	-111.81	0.00	186.81	0.00	-298.62
2455		Lodging - Girls Softball	-5,351.11	0.00	0.00	0.00	-5,351.11
2456		Meals - Girls Softball	-792.00	0.00	0.00	0.00	-792.00
2457		Officials - Girls Softball	-4,288.00	0.00	115.00	0.00	-4,403.00
2458		Prof. Development - Girls Softball	0.00	0.00	0.00	0.00	0.00
2459		Scouting - Girls Softball	0.00	0.00	0.00	0.00	0.00
2460		Security - Girls Softball	0.00	0.00	0.00	0.00	0.00
2461		Transportation - Girls Softball	-2,203.67	0.00	2,111.97	0.00	-4,315.64
2462		Uniforms/Apparel - Girls Softball	0.00	0.00	592.20	0.00	-592.20
2463		Misc. Expenditures - Girls Softball	0.00	0.00	0.00	0.00	0.00
2501		Awards-Girls Bowling	0.00	0.00	0.00	0.00	0.00
2502		Camps-Girls Bowling	702.30	30.00	1,875.12	0.00	-1,142.82
2503		Entry Fees-Girls Bowling	0.00	0.00	0.00	0.00	0.00
2504		Equipment-Girls Bowling	0.00	0.00	0.00	0.00	0.00

Current Cash Balance

Sorted by Site ID, Group ID, Activity ID.
From 11/01/2021 to 11/30/2021.

Site ID Group ID	Site Name Group Name	Activity Name	Beginning Cash	Receipts	Disbursements	Adjustments	Cash Balance
2505		Lodging-Girls Bowling	0.00	0.00	0.00	0.00	0.00
2506		Meals-Girls Bowling	0.00	0.00	0.00	0.00	0.00
2507		Officials-Girls Bowling	0.00	0.00	0.00	0.00	0.00
2508		Professional Development-Girls Bowling	0.00	0.00	0.00	0.00	0.00
2509		Scouting-Girls Bowling	0.00	0.00	0.00	0.00	0.00
2510		Security-Girls Bowling	0.00	0.00	0.00	0.00	0.00
2511		Transportation-Girls Bowling	0.00	0.00	0.00	0.00	0.00
2512		Uniforms/Apparel-Girls Bowling	0.00	0.00	0.00	0.00	0.00
2513		Misc. Expenditures-Girls Bowling	0.00	0.00	0.00	0.00	0.00
2551		Awards-Girls Wrestling	0.00	0.00	0.00	0.00	0.00
2552		Camps-Girls Wrestling	0.00	0.00	0.00	0.00	0.00
2553		Entry Fees-Girls Wrestling	0.00	0.00	0.00	0.00	0.00
2554		Equipment-Girls Wrestling	0.00	0.00	0.00	0.00	0.00
2555		Lodging-Girls Wrestling	0.00	0.00	0.00	0.00	0.00
2556		Meals-Girls Wrestling	0.00	0.00	0.00	0.00	0.00
2557		Officials-Girls Wrestling	0.00	0.00	0.00	0.00	0.00
2558		Prof. Development-Girls Wrestling	0.00	0.00	0.00	0.00	0.00
2559		Scouting-Girls Wrestling	0.00	0.00	0.00	0.00	0.00
2560		Security-Girls Wrestling	0.00	0.00	0.00	0.00	0.00
2561		Transportation-Girls Wrestling	0.00	0.00	0.00	0.00	0.00
2562		Uniforms/Apparel-Girls Wrestling	0.00	0.00	0.00	0.00	0.00
2563		Misc Expenditures-Girls Wrestling	0.00	0.00	0.00	0.00	0.00
2601		Awards-Girls Unified Sports	0.00	0.00	0.00	0.00	0.00
2602		Camps-Girls Unified Sports	-72.23	0.00	0.00	0.00	-72.23
2603		Entry Fees-Girls Unified Sports	0.00	0.00	0.00	0.00	0.00
2604		Equipment-Girls Unified Sports	0.00	0.00	0.00	0.00	0.00
2605		Lodging-Girls Unified Sports	0.00	0.00	0.00	0.00	0.00
2606		Meals-Girls Unified Sports	0.00	0.00	0.00	0.00	0.00
2607		Officials-Girls Unified Sports	0.00	0.00	0.00	0.00	0.00
2608		Prof. Development-Girls Unified Sports	0.00	0.00	0.00	0.00	0.00
2609		Scouting-Girls Unified Sports	0.00	0.00	0.00	0.00	0.00
2610		Security-Girls Unified Sports	0.00	0.00	0.00	0.00	0.00
2611		Transportation-Girls Unified Sports	0.00	0.00	0.00	0.00	0.00
2612		Uniforms/Apparel-Girls Unified Sports	0.00	288.00	0.00	0.00	288.00
2613		Misc. Expenditures-Girls Unified Sports	0.00	0.00	0.00	0.00	0.00
B Totals:			24,625.80	2,234.00	23,079.36	0.00	3,780.44

Current Cash Balance

Sorted by Site ID, Group ID, Activity ID.
From 11/01/2021 to 11/30/2021.

Site ID Group ID	Site Name Group Name	Activity ID	Activity Name	Beginning Cash	Receipts	Disbursements	Adjustments	Cash Balance
C	Athletics-Boys							
		3001	Awards - Boys	0.00	0.00	0.00	0.00	0.00
		3002	Camps - Boys	0.00	0.00	0.00	0.00	0.00
		3003	Entry Fees - Boys	900.00	0.00	0.00	0.00	900.00
		3004	Equipment - Boys	0.00	0.00	0.00	0.00	0.00
		3005	Lodging - Boys	0.00	0.00	0.00	0.00	0.00
		3006	Meals - Boys	0.00	0.00	0.00	0.00	0.00
		3007	Officials - Boys	0.00	0.00	0.00	0.00	0.00
		3008	Prof. Development - Boys	0.00	0.00	0.00	0.00	0.00
		3009	Scouting - Boys	0.00	0.00	0.00	0.00	0.00
		3010	Security - Boys	0.00	0.00	0.00	0.00	0.00
		3012	Uniforms/Apparel - Boys	0.00	0.00	0.00	0.00	0.00
		3013	Misc. Expenditures - Boys	0.00	0.00	0.00	0.00	0.00
		3051	Awards - Boys Basketball	0.00	0.00	0.00	0.00	0.00
		3052	Camps - Boys Basketball	2,145.30	0.00	616.28	0.00	1,529.02
		3053	Entry Fees - Boys Basketball	0.00	0.00	0.00	0.00	0.00
		3054	Equipment - Boys Basketball	0.00	0.00	941.70	0.00	-941.70
		3055	Lodging - Boys Basketball	0.00	0.00	0.00	0.00	0.00
		3056	Meals - Boys Basketball	0.00	0.00	0.00	0.00	0.00
		3057	Officials - Boys Basketball	0.00	0.00	0.00	0.00	0.00
		3058	Prof. Development - Boys Basketball	0.00	0.00	0.00	0.00	0.00
		3059	Scouting - Boys Basketball	0.00	0.00	0.00	0.00	0.00
		3060	Security - Boys Basketball	0.00	0.00	0.00	0.00	0.00
		3061	Transportation - Boys Basketball	0.00	0.00	0.00	0.00	0.00
		3062	Uniforms/Apparel - Boys Basketball	-122.61	0.00	2,068.47	0.00	-2,191.08
		3063	Misc. Expenditures - Boys Basketball	0.00	0.00	0.00	0.00	0.00
		3101	Awards - Boys Cross Country	0.00	0.00	0.00	0.00	0.00
		3102	Camps - Boys Cross Country	912.73	761.00	1,024.50	0.00	649.23
		3103	Entry Fees - Boys Cross Country	-340.00	0.00	0.00	0.00	-340.00
		3104	Equipment - Boys Cross Country	0.00	0.00	0.00	0.00	0.00
		3105	Lodging - Boys Cross Country	0.00	0.00	0.00	0.00	0.00
		3106	Meals - Boys Cross Country	-76.00	0.00	0.00	0.00	-76.00
		3107	Officials - Boys Cross Country	0.00	0.00	0.00	0.00	0.00
		3108	Prof. Development - Boys Cross Country	0.00	0.00	0.00	0.00	0.00
		3109	Scouting - Boys Cross Country	0.00	0.00	0.00	0.00	0.00
		3110	Security - Boys Cross Country	0.00	0.00	0.00	0.00	0.00
		3111	Transportation - Boys Cross Country	-1,157.86	0.00	437.56	0.00	-1,595.42
		3112	Uniforms/Apparel - Boys Cross Country	0.00	0.00	0.00	0.00	0.00
		3113	Misc. Expenditures - Boys Cross Country	0.00	0.00	0.00	0.00	0.00
		3151	Awards - Boys Golf	0.00	0.00	0.00	0.00	0.00
		3152	Camps - Boys Golf	2,378.64	0.00	0.00	0.00	2,378.64
		3153	Entry Fees - Boys Golf	0.00	0.00	0.00	0.00	0.00
		3154	Equipment - Boys Golf	0.00	0.00	0.00	0.00	0.00
		3155	Lodging - Boys Golf	0.00	0.00	0.00	0.00	0.00
		3156	Meals - Boys Golf	0.00	0.00	0.00	0.00	0.00

Current Cash Balance

Sorted by Site ID, Group ID, Activity ID.
From 11/01/2021 to 11/30/2021.

Site ID Group ID	Site Name Group Name	Activity Name	Beginning Cash	Receipts	Disbursements	Adjustments	Cash Balance
3157		Officials - Boys Golf	0.00	0.00	0.00	0.00	0.00
3158		Prof. Development - Boys Golf	0.00	0.00	0.00	0.00	0.00
3159		Scouting - Boys Golf	0.00	0.00	0.00	0.00	0.00
3160		Security - Boys Golf	0.00	0.00	0.00	0.00	0.00
3161		Transportation - Boys Golf	0.00	0.00	0.00	0.00	0.00
3162		Uniforms/Apparel - Boys Golf	0.00	0.00	0.00	0.00	0.00
3163		Misc. Expenditures - Boys Golf	0.00	0.00	0.00	0.00	0.00
3201		Awards - Boys Soccer	0.00	0.00	0.00	0.00	0.00
3202		Camps - Boys Soccer	2,964.80	0.00	0.00	0.00	2,964.80
3203		Entry Fees - Boys Soccer	0.00	0.00	0.00	0.00	0.00
3204		Equipment - Boys Soccer	0.00	0.00	791.70	0.00	-791.70
3205		Lodging - Boys Soccer	0.00	0.00	0.00	0.00	0.00
3206		Meals - Boys Soccer	0.00	0.00	0.00	0.00	0.00
3207		Officials - Boys Soccer	0.00	0.00	0.00	0.00	0.00
3208		Prof. Development - Boys Soccer	0.00	0.00	0.00	0.00	0.00
3209		Scouting - Boys Soccer	0.00	0.00	0.00	0.00	0.00
3210		Security - Boys Soccer	0.00	0.00	0.00	0.00	0.00
3211		Transportation - Boys Soccer	0.00	0.00	0.00	0.00	0.00
3212		Uniforms/Apparel - Boys Soccer	0.00	0.00	146.91	0.00	-146.91
3213		Misc. Expenditures - Boys Soccer	0.00	0.00	0.00	0.00	0.00
3251		Awards - Boys Swimming	0.00	0.00	326.51	0.00	-326.51
3252		Camps - Boys Swimming	8,089.31	0.00	2,262.87	0.00	5,826.44
3253		Entry Fees - Boys Swimming	0.00	0.00	0.00	0.00	0.00
3254		Equipment - Boys Swimming	0.00	0.00	0.00	0.00	0.00
3255		Lodging - Boys Swimming	0.00	0.00	0.00	0.00	0.00
3256		Meals - Boys Swimming	0.00	0.00	0.00	0.00	0.00
3257		Officials - Boys Swimming	0.00	0.00	0.00	0.00	0.00
3258		Prof. Development - Boys Swimming	0.00	0.00	0.00	0.00	0.00
3259		Scouting - Boys Swimming	0.00	0.00	0.00	0.00	0.00
3260		Security - Boys Swimming	0.00	0.00	0.00	0.00	0.00
3261		Transportation - Boys Swimming	0.00	0.00	0.00	0.00	0.00
3262		Uniforms/Apparels - Boys Swimming	0.00	0.00	0.00	0.00	0.00
3263		Misc. Expenditures - Boys Swimming	0.00	0.00	0.00	0.00	0.00
3301		Awards - Boys Tennis	-52.50	0.00	0.00	0.00	-52.50
3302		Camps - Boys Tennis	2,642.85	0.00	1,905.45	0.00	737.40
3303		Entry Fees - Boys Tennis	435.00	0.00	0.00	0.00	435.00
3304		Equipment - Boys Tennis	-741.37	0.00	0.00	0.00	-741.37
3305		Lodging - Boys Tennis	0.00	0.00	0.00	0.00	0.00
3306		Meals - Boys Tennis	-92.00	0.00	0.00	0.00	-92.00
3307		Officials - Boys Tennis	0.00	0.00	0.00	0.00	0.00
3308		Prof. Development - Boys Tennis	0.00	0.00	0.00	0.00	0.00
3309		Scouting - Boys Tennis	0.00	0.00	0.00	0.00	0.00
3310		Security - Boys Tennis	0.00	0.00	0.00	0.00	0.00
3311		Transportation - Boys Tennis	0.00	0.00	0.00	0.00	0.00
3312		Uniforms/Apparel - Boys Tennis	0.00	0.00	0.00	0.00	0.00

Current Cash Balance

Sorted by Site ID, Group ID, Activity ID.
From 11/01/2021 to 11/30/2021.

Site ID Group ID	Site Name Group Name	Activity ID	Activity Name	Beginning Cash	Receipts	Disbursements	Adjustments	Cash Balance
3313			Misc. Expenditures - Boys Tennis	0.00	0.00	0.00	0.00	0.00
3351			Awards - Boys Track	0.00	0.00	0.00	0.00	0.00
3352			Camps - Boys Track	3,061.40	120.00	1,071.31	0.00	2,110.09
3353			Entry Fees - Boys Track	0.00	0.00	0.00	0.00	0.00
3354			Equipment - Boys Track	0.00	0.00	0.00	0.00	0.00
3355			Lodging - Boys Track	0.00	0.00	0.00	0.00	0.00
3356			Meals - Boys Track	0.00	0.00	0.00	0.00	0.00
3357			Officials - Boys Track	0.00	0.00	0.00	0.00	0.00
3358			Prof. Development - Boys Track	0.00	0.00	0.00	0.00	0.00
3359			Scouting - Boys Track	0.00	0.00	0.00	0.00	0.00
3360			Security - Boys Track	0.00	0.00	0.00	0.00	0.00
3361			Transportation - Boys Track	0.00	0.00	0.00	0.00	0.00
3362			Uniforms/Apparel - Boys Track	0.00	150.00	280.46	0.00	-130.46
3363			Misc. Expenditures - Boys Track	0.00	0.00	0.00	0.00	0.00
3401			Awards-Boys Bowling	0.00	0.00	0.00	0.00	0.00
3402			Camps-Boys Bowling	0.00	0.00	0.00	0.00	0.00
3403			Entry Fees-Boys Bowling	0.00	0.00	0.00	0.00	0.00
3404			Equipment-Boys Bowling	0.00	0.00	0.00	0.00	0.00
3405			Lodging-Boys Bowling	0.00	0.00	0.00	0.00	0.00
3406			Meals-Boys Bowling	0.00	0.00	0.00	0.00	0.00
3407			Officials-Boys Bowling	0.00	0.00	0.00	0.00	0.00
3408			Prof. Development-Boys Bowling	0.00	0.00	0.00	0.00	0.00
3409			Scouting-Boys Bowling	0.00	0.00	0.00	0.00	0.00
3410			Security-Boys Bowling	0.00	0.00	0.00	0.00	0.00
3411			Transportation-Boys Bowling	0.00	0.00	0.00	0.00	0.00
3412			Uniforms-Apparel-Bowls Bowling	0.00	0.00	0.00	0.00	0.00
3413			Misc. Expenditures-Boys Bowling	0.00	0.00	0.00	0.00	0.00
3451			Awards - Boys Baseball	0.00	0.00	0.00	0.00	0.00
3452			Camps - Boys Baseball	4,966.37	0.00	0.00	0.00	4,966.37
3453			Entry Fees - Boys Baseball	0.00	0.00	0.00	0.00	0.00
3454			Equipment - Boys Baseball	0.00	0.00	0.00	0.00	0.00
3455			Lodging - Boys Baseball	0.00	0.00	0.00	0.00	0.00
3456			Meals - Boys Baseball	0.00	0.00	0.00	0.00	0.00
3457			Officials - Boys Baseball	-55.00	0.00	0.00	0.00	-55.00
3458			Prof. Development - Boys Baseball	0.00	0.00	0.00	0.00	0.00
3459			Scouting - Boys Baseball	0.00	0.00	0.00	0.00	0.00
3460			Security - Boys Baseball	0.00	0.00	0.00	0.00	0.00
3461			Transportation - Boys Baseball	0.00	0.00	0.00	0.00	0.00
3462			Uniforms/Apparel - Boys Baseball	0.00	0.00	2,118.68	0.00	-2,118.68
3463			Misc. Expenditures - Boys Baseball	0.00	0.00	0.00	0.00	0.00
3501			Awards - Boys Football	0.00	0.00	0.00	0.00	0.00
3502			Camps - Boys Football	890.53	580.00	1,376.50	0.00	94.03
3503			Entry Fees - Boys Football	0.00	0.00	0.00	0.00	0.00
3504			Equipment - Boys Football	-8,397.49	0.00	0.00	0.00	-8,397.49
3505			Lodging - Boys Football	0.00	0.00	0.00	0.00	0.00

Current Cash Balance

Sorted by Site ID, Group ID, Activity ID.
From 11/01/2021 to 11/30/2021.

Site ID Group ID	Site Name Group Name	Activity Name	Beginning Cash	Receipts	Disbursements	Adjustments	Cash Balance
3506		Meals - Boys Football	0.00	0.00	0.00	0.00	0.00
3507		Officials - Boys Football	-6,450.00	0.00	90.00	0.00	-6,540.00
3508		Prof. Development - Boys Football	0.00	0.00	0.00	0.00	0.00
3509		Scouting - Boys Football	0.00	0.00	0.00	0.00	0.00
3510		Security - Boys Football	-1,980.00	0.00	0.00	0.00	-1,980.00
3511		Transportation - Boys Football	-5,863.06	0.00	812.45	0.00	-6,675.51
3512		Uniforms/Apparel - Boys Football	0.00	0.00	0.00	0.00	0.00
3513		Misc Expenditures-Boys Football	0.00	0.00	0.00	0.00	0.00
3515		Misc. Expenditures - Boys Football	0.00	0.00	0.00	0.00	0.00
3551		Awards - Boys Wrestling	0.00	0.00	0.00	0.00	0.00
3552		Camps - Boys Wrestling	3,204.44	0.00	0.00	0.00	3,204.44
3553		Entry Fees - Boys Wrestling	0.00	0.00	0.00	0.00	0.00
3554		Equipment - Boys Wrestling	0.00	0.00	0.00	0.00	0.00
3555		Lodging - Boys Wrestling	0.00	0.00	0.00	0.00	0.00
3556		Meals - Boys Wrestling	0.00	0.00	0.00	0.00	0.00
3557		Officials - Boys Wrestling	0.00	0.00	0.00	0.00	0.00
3558		Prof. Development - Boys Wrestling	0.00	0.00	0.00	0.00	0.00
3559		Scouting - Boys Wrestling	0.00	0.00	0.00	0.00	0.00
3560		Security - Boys Wrestling	0.00	0.00	0.00	0.00	0.00
3561		Transportation - Boys Wrestling	0.00	0.00	0.00	0.00	0.00
3562		Uniforms/Apparel - Boys Wrestling	0.00	0.00	0.00	0.00	0.00
3563		Misc. Expenditures - Boys Wrestling	0.00	0.00	100.91	0.00	-100.91
3601		Awards-Boys Unified Sports	0.00	0.00	75.19	0.00	-75.19
3602		Camps-Boys Unified Sports	2,238.73	1,151.00	1,989.10	0.00	1,400.63
3603		Entry Fees-Boys Unified Sports	0.00	0.00	0.00	0.00	0.00
3604		Equipment-Boys Unified Sports	0.00	0.00	0.00	0.00	0.00
3605		Lodging-Boys Unified Sports	0.00	0.00	0.00	0.00	0.00
3606		Meals-Boys Unified Sports	0.00	0.00	0.00	0.00	0.00
3607		Officials-Boys Unified Sports	0.00	0.00	0.00	0.00	0.00
3608		Prof. Development-Boys Unified Sports	0.00	0.00	0.00	0.00	0.00
3609		Scouting-Boys Unified Sports	0.00	0.00	0.00	0.00	0.00
3610		Security-Boys Unified Sports	0.00	0.00	0.00	0.00	0.00
3611		Transportation-Boys Unified Sports	0.00	0.00	0.00	0.00	0.00
3612		Uniforms/Apparel-Boys Unified Sports	0.00	0.00	0.00	0.00	0.00
3613		Misc. Expenditures-Boys Unified Sports	0.00	0.00	0.00	0.00	0.00
C Totals:			9,502.21	2,762.00	18,436.53	0.00	-6,172.32

Current Cash Balance

Sorted by Site ID, Group ID, Activity ID.
From 11/01/2021 to 11/30/2021.

Site ID Group ID	Site Name Group Name	Activity ID	Activity Name	Beginning Cash	Receipts	Disbursements	Adjustments	Cash Balance
D	CLUBS AND ORGANIZATIONS							
	4010		40 Assets	0.00	0.00	0.00	0.00	0.00
	4030		Interact Club	94.43	735.92	0.00	0.00	830.35
	4040		Art	434.92	0.00	0.00	0.00	434.92
	4050		Astronomy Club	0.00	0.00	0.00	0.00	0.00
	4059		Band Camp	9,654.00	0.00	13,050.00	0.00	-3,396.00
	4060		Band	2,726.79	0.00	0.00	0.00	2,726.79
	4062		Band Trip	740.00	0.00	0.00	0.00	740.00
	4063		Drums	121.62	0.00	0.00	0.00	121.62
	4091		Broadcasting Club	0.00	0.00	0.00	380.25	380.25
	4109		Cheer Uniforms	862.92	0.00	0.00	0.00	862.92
	4110		Cheerleading	26,873.20	1,672.97	5,475.56	0.00	23,070.61
	4115		Uniforms-Cheer/Dance	1,450.25	4,641.94	5,007.29	0.00	1,084.90
	4120		Chemistry Club	0.00	0.00	0.00	0.00	0.00
	4130		Chess Club	76.08	0.00	0.00	0.00	76.08
	4140		Choir	62.51	0.00	0.00	0.00	62.51
	4141		Choir Trip	236.50	0.00	0.00	0.00	236.50
	4181		Coffee Cart	810.87	147.00	123.81	0.00	834.06
	4185		Cycling	135.00	0.00	0.00	0.00	135.00
	4190		Dance	2,037.49	676.00	1,056.00	0.00	1,657.49
	4200		Debate Team	10,881.45	0.00	40.00	0.00	10,841.45
	4210		DECA	13,872.69	3,393.50	0.00	0.00	17,266.19
	4215		Diversity	431.27	0.00	147.74	0.00	283.53
	4220		Drama Club	8,799.90	855.00	3,096.32	0.00	6,558.58
	4224		Computer Club	0.00	0.00	0.00	0.00	0.00
	4230		Environmental Club	1,017.30	0.00	0.00	0.00	1,017.30
	4250		FCCLA	3,514.19	0.00	619.68	0.00	2,894.51
	4260		FCS Club	2,695.43	0.00	0.00	0.00	2,695.43
	4271		Film Club	-125.84	0.00	0.00	0.00	-125.84
	4280		Flag Group	12,512.23	0.00	1,373.81	0.00	11,138.42
	4290		Forensics	12,345.00	6,048.01	1,141.74	0.00	17,251.27
	4310		French Club	451.86	0.00	0.00	0.00	451.86
	4320		Educators Rising	494.00	0.00	1,174.28	0.00	-680.28
	4324		Esports	128.00	0.00	0.00	0.00	128.00
	4330		Garden Club	0.00	0.00	0.00	0.00	0.00
	4340		German Club	478.43	250.00	19.24	0.00	709.19
	4355		Habitat for Humanity	0.00	0.00	0.00	0.00	0.00
	4360		History Club	7,992.34	0.00	0.00	0.00	7,992.34
	4365		HOSA	7,720.19	350.00	0.00	0.00	8,070.19
	4370		Industrial Arts	22,796.10	45.00	173.28	0.00	22,667.82
	4390		Intramurals	25.00	0.00	0.00	0.00	25.00
	4400		Japanese Club	0.00	0.00	0.00	0.00	0.00
	4410		Junior Class	18,088.09	0.00	0.00	0.00	18,088.09
	4420		Key Club	0.00	0.00	0.00	0.00	0.00
	4430		Latin Club	394.79	0.00	77.75	0.00	317.04

Current Cash Balance

Sorted by Site ID, Group ID, Activity ID.

From 11/01/2021 to 11/30/2021.

Site ID Group ID	Site Name Group Name	Activity ID	Activity Name	Beginning Cash	Receipts	Disbursements	Adjustments	Cash Balance
4460	Literary Magazine			349.10	0.00	0.00	0.00	349.10
4480	Mascot Team			201.00	0.00	0.00	0.00	201.00
4485	Math Club			1,126.09	0.00	0.00	-380.25	745.84
4490	M-Club			1,908.34	0.00	0.00	0.00	1,908.34
4500	Music			200.00	0.00	0.00	0.00	200.00
4503	Music-Musicals			0.00	0.00	0.00	0.00	0.00
4510	National Honor Society			7,096.77	1,100.00	139.99	0.00	8,056.78
4520	Newspaper			490.93	0.00	0.00	0.00	490.93
4530	Orchestra			13,777.06	147.00	5,369.72	450.00	9,004.34
4531	Orchestra Trip			-12,489.40	0.00	0.00	0.00	-12,489.40
4540	Other Clubs			750.55	0.00	0.00	0.00	750.55
4560	Photography Club			0.00	0.00	0.00	0.00	0.00
4570	Play Production			3,949.01	0.00	109.05	0.00	3,839.96
4600	Robotics & Engineering Club			4,414.67	242.00	0.00	0.00	4,656.67
4630	Science Club			0.00	0.00	0.00	0.00	0.00
4631	Science Olympiad			659.86	0.00	175.00	0.00	484.86
4640	Senior Class			1,778.90	0.00	0.00	0.00	1,778.90
4645	Show Choir			28,532.85	12,063.50	77,964.17	400.00	-36,967.82
4646	Show Choir Competition			1,508.81	0.00	0.00	0.00	1,508.81
4647	Show Choir Camp			0.00	0.00	0.00	0.00	0.00
4650	Skills USA			7,498.83	0.00	0.00	0.00	7,498.83
4660	Spanish Club			500.00	0.00	0.00	0.00	500.00
4661	Spanish Honor Society			-345.89	270.00	613.45	0.00	-689.34
4680	Speech Club			0.00	0.00	0.00	0.00	0.00
4690	Spirit Shop			100.99	1,375.50	428.35	0.00	1,048.14
4710	Student Council			13,236.51	1,340.47	1,261.89	0.00	13,315.09
4725	Theater Workshop			137.00	0.00	0.00	0.00	137.00
4728	Unified Club			586.40	0.00	0.00	0.00	586.40
4730	VIA			532.52	0.00	0.00	0.00	532.52
4770	Yearbook			87,627.21	821.75	0.00	0.00	88,448.96
4790	BLM Academy			1,104.16	0.00	0.00	0.00	1,104.16
D Totals:				336,061.27	36,175.56	118,638.12	850.00	254,448.71

Current Cash Balance

Sorted by Site ID, Group ID, Activity ID.

From 11/01/2021 to 11/30/2021.

Site ID Group ID	Site Name Group Name	Activity ID	Activity Name	Beginning Cash	Receipts	Disbursements	Adjustments	Cash Balance
E	ADMINISTRATIVE CUSTODIAL							
	5010		After Prom	1,241.82	0.00	0.00	0.00	1,241.82
	5020		Fines	922.03	0.00	0.00	0.00	922.03
	5025		Fines - Library Book	2,483.24	0.00	0.00	0.00	2,483.24
	5027		Fines-Textbooks	3,761.93	0.00	0.00	0.00	3,761.93
	5055		Hall of Fame	0.00	0.00	0.00	0.00	0.00
	5060		Hospitality	346.93	0.00	0.00	0.00	346.93
	5070		Library	-6.52	50.89	0.00	0.00	44.37
	5100		Other Adm Custodial	46.75	0.00	0.00	0.00	46.75
	5115		Field Trips-Curriculum Related	0.00	0.00	0.00	0.00	0.00
	5120		P.E.	3,942.10	0.00	0.00	0.00	3,942.10
	5130		Parking	45,784.45	1,400.00	214.41	0.00	46,970.04
	5140		PayBac	286.35	0.00	0.00	0.00	286.35
	5150		Pool Maintenance	910.87	0.00	0.00	0.00	910.87
	5160		PSAT Exam	11,582.14	0.00	25.00	0.00	11,557.14
	5175		Student Scholarships	176.31	0.00	0.00	0.00	176.31
	5180		Teacher Fund/Grants	863.68	0.00	0.00	0.00	863.68
	5190		Transcripts	7,527.81	75.00	0.00	0.00	7,602.81
	5220		Site Improvements	0.00	0.00	0.00	0.00	0.00
	E Totals:			79,869.89	1,525.89	239.41	0.00	81,156.37
Q	STUDENT FEE FUND							
	7160		Participation Fees - Athletics	150.00	255.00	0.00	0.00	405.00
	7161		Activity-Athletic Pass	76,925.00	3,095.00	0.00	0.00	80,020.00
	7170		Participation Fees - Clubs & Orgs	0.00	0.00	0.00	0.00	0.00
	7190		Field Trips	-212.74	0.00	0.00	0.00	-212.74
	Q Totals:			76,862.26	3,350.00	0.00	0.00	80,212.26
R	AP/IB EXAMS							
	8010		AP Exams	90,408.82	57,428.00	0.00	0.00	147,836.82
	8020		IB Exams	24,357.91	19,459.11	0.00	0.00	43,817.02
	R Totals:			114,766.73	76,887.11	0.00	0.00	191,653.84

Current Cash Balance

Sorted by Site ID, Group ID, Activity ID.
From 11/01/2021 to 11/30/2021.

Site ID Group ID	Site Name Group Name	Activity ID	Activity Name	Beginning Cash	Receipts	Disbursements	Adjustments	Cash Balance
S	ATHLETIC							
		9010	Gate Receipts	61,709.97	247.58	0.00	0.00	61,957.55
		9020	Cash Reserve	386,167.56	0.00	7,652.80	0.00	378,514.76
		9030	Concessions	27,786.13	1,291.79	1,738.24	0.00	27,339.68
		9040	Tickets	19,727.48	0.00	0.00	0.00	19,727.48
		9050	Athletic-General	-14,674.57	0.00	2,980.56	0.00	-17,655.13
		9055	Athletics - Projects	5,465.94	0.00	0.00	0.00	5,465.94
		9060	Athletic Director	0.00	0.00	0.00	0.00	0.00
		9070	Miscellaneous Receipts	11,099.98	0.00	0.00	-400.00	10,699.98
		9080	Fundraising-Athletic	0.00	0.00	0.00	0.00	0.00
		9090	Strength & Conditioning	2,535.70	0.00	0.00	0.00	2,535.70
		9100	Athletic Training	-23.23	6.00	873.23	0.00	-890.46
		9110	Activities	-5,750.00	0.00	245.00	0.00	-5,995.00
		9120	Booster Contributions-Girls	8.21	0.00	0.00	0.00	8.21
		9130	Booster Contributions-Boys	8.21	0.00	0.00	0.00	8.21
S Totals:				494,061.38	1,545.37	13,489.83	-400.00	481,716.92
NHS Activity Totals:				829,906.92	130,736.02	226,994.74	0.00	733,648.20

	Begin Balance	Transfers	Receipts	Disbursements	Adjustments	End Balance
NHS Checking:			130,736.02	226,994.74		
NHS Investment:						
NHS Bank Balances:	829,906.92		130,736.02	226,994.74	0.00	733,648.20

Current Cash Balance

Sorted by Site ID, Group ID, Activity ID,
From 11/01/2021 to 11/30/2021.

Site ID	Site Name						
Group ID	Group Name						
	Activity ID	Activity Name	Beginning Cash	Receipts	Disbursements	Adjustments	Cash Balance
SHS	Millard South High School						
A	ACTIVITY GENERAL						
	1010	General Admin	-2,057.01	0.00	777.45	0.00	-2,834.46
	1016	Rev Trak Fees	0.00	0.00	0.00	0.00	0.00
	1017	Returned Checks	0.00	0.00	0.00	0.00	0.00
	1018	School Pay Fees	-1,178.82	175.50	237.76	0.00	-1,241.08
	1025	Savings	0.00	0.00	0.00	0.00	0.00
	1030	Staff Vending	7,487.99	0.00	648.68	0.00	6,839.31
	1035	Student Vending	0.00	0.00	0.00	0.00	0.00
	1040	Donations	5,244.34	0.00	0.00	0.00	5,244.34
	1041	Donations Students	770.41	0.00	0.00	0.00	770.41
	1042	Patriots Care Pantry	3,246.04	500.00	0.00	-82.67	3,663.37
	1050	Projects/Support	-276.06	0.00	0.00	0.00	-276.06
	1060	Public Relations	0.00	0.00	0.00	0.00	0.00
	1070	Start Up Cash	-14,394.00	3,500.00	0.00	0.00	-10,894.00
	1090	Other Revenue	11.60	117.88	0.00	0.00	129.48
	1100	Damage & Loss Property	0.00	0.00	0.00	0.00	0.00
	1105	Laptop Insurance	180.00	220.00	410.00	10.00	0.00
	1106	Laptop Loss/Damage	988.53	1,964.50	3,025.70	72.67	0.00
	1110	Extracurr Transportation	-16,013.48	0.00	3,405.57	0.00	-19,419.05
	1120	Equipment Replacement/Repair	0.00	0.00	0.00	0.00	0.00
	1130	Building Maintenance	-165.00	0.00	55.00	0.00	-220.00
	1140	Student Recognition Incentive	0.00	0.00	0.00	0.00	0.00
	1150	Capital Outlay	0.00	0.00	0.00	0.00	0.00
	1160	Personnel Support	0.00	0.00	0.00	0.00	0.00
	1170	Wellness	1,372.64	0.00	0.00	0.00	1,372.64
	A Totals:		-14,782.82	6,477.88	8,560.16	0.00	-16,865.10

Current Cash Balance

Sorted by Site ID, Group ID, Activity ID,
From 11/01/2021 to 11/30/2021.

Site ID Group ID	Site Name Group Name	Activity ID	Activity Name	Beginning Cash	Receipts	Disbursements	Adjustments	Cash Balance
B	Athletics-Girls							
		2051	Awards - Girls Basketball	0.00	0.00	0.00	0.00	0.00
		2052	Camps - Girls Basketball	4,688.96	35.00	0.00	0.00	4,723.96
		2053	Entry Fees - Girls Basketball	0.00	0.00	0.00	0.00	0.00
		2054	Equipment - Girls Basketball	-1,030.97	0.00	0.00	0.00	-1,030.97
		2055	Lodging - Girls Basketball	0.00	0.00	0.00	0.00	0.00
		2056	Meals - Girls Basketball	0.00	0.00	0.00	0.00	0.00
		2057	Officials - Girls Basketball	0.00	0.00	0.00	0.00	0.00
		2058	Prof. Development - Girls Basketball	0.00	0.00	0.00	0.00	0.00
		2059	Scouting - Girls Basketball	0.00	0.00	0.00	0.00	0.00
		2060	Security - Girls Basketball	0.00	0.00	0.00	0.00	0.00
		2061	Transportation - Girls Basketball	0.00	0.00	0.00	0.00	0.00
		2062	Uniforms/Apparel - Girls Basketball	0.00	0.00	0.00	0.00	0.00
		2063	Misc. Expenditures - Girls Basketball	352.42	0.00	0.00	0.00	352.42
		2101	Awards - Girls Cross Country	-141.85	0.00	0.00	0.00	-141.85
		2102	Camps - Girls Cross Country	141.65	75.83	0.00	0.00	217.48
		2103	Entry Fees - Girls Cross Country	150.00	0.00	0.00	0.00	150.00
		2104	Equipment - Girls Cross Country	0.00	0.00	0.00	0.00	0.00
		2105	Lodging - Girls Cross Country	0.00	0.00	0.00	0.00	0.00
		2106	Meals - Girls Cross Country	-25.52	0.00	0.00	0.00	-25.52
		2107	Officials - Girls Cross Country	-553.83	0.00	0.00	0.00	-553.83
		2108	Prof. Development - Girls Cross Country	0.00	0.00	0.00	0.00	0.00
		2109	Scouting - Girls Cross Country	0.00	0.00	0.00	0.00	0.00
		2110	Security - Girls Cross Country	0.00	0.00	0.00	0.00	0.00
		2111	Transportation - Girls Cross Country	-925.13	0.00	64.57	0.00	-989.70
		2112	Uniforms/Apparel - Girls Cross Country	0.00	0.00	0.00	0.00	0.00
		2113	Misc. Expenditures - Girls Cross Country	-148.63	0.00	0.00	0.00	-148.63
		2151	Awards - Girls Golf	-83.25	0.00	0.00	0.00	-83.25
		2152	Camps - Girls Golf	213.12	15.00	0.00	0.00	228.12
		2153	Entry Fees - Girls Golf	-632.00	180.00	0.00	0.00	-452.00
		2154	Equipment - Girls Golf	-242.99	0.00	0.00	0.00	-242.99
		2155	Lodging - Girls Golf	0.00	0.00	0.00	0.00	0.00
		2156	Meals - Girls Golf	-40.99	0.00	0.00	0.00	-40.99
		2157	Officials - Girls Golf	0.00	0.00	0.00	0.00	0.00
		2158	Prof. Development - Girls Golf	0.00	0.00	0.00	0.00	0.00
		2159	Scouting - Girls Golf	0.00	0.00	0.00	0.00	0.00
		2160	Security - Girls Golf	0.00	0.00	0.00	0.00	0.00
		2161	Transportation - Girls Golf	-59.88	0.00	60.86	0.00	-120.74
		2162	Uniforms/Apparel - Girls Golf	-1,113.00	0.00	0.00	0.00	-1,113.00
		2163	Misc. Expenditures - Girls Golf	-737.25	0.00	0.00	0.00	-737.25
		2201	Awards - Girls Soccer	0.00	0.00	0.00	0.00	0.00
		2202	Camps - Girls Soccer	2,965.92	20.00	0.00	0.00	2,985.92
		2203	Entry Fees - Girls Soccer	0.00	0.00	0.00	0.00	0.00
		2204	Equipment - Girls Soccer	-2,294.21	0.00	0.00	0.00	-2,294.21
		2205	Lodging - Girls Soccer	0.00	0.00	0.00	0.00	0.00

Current Cash Balance

Sorted by Site ID, Group ID, Activity ID.
From 11/01/2021 to 11/30/2021.

Site ID Group ID	Site Name Group Name	Activity Name	Beginning Cash	Receipts	Disbursements	Adjustments	Cash Balance
2206		Meals - Girls Soccer	0.00	0.00	0.00	0.00	0.00
2207		Officials - Girls Soccer	0.00	0.00	0.00	0.00	0.00
2208		Prof. Development - Girls Soccer	0.00	0.00	0.00	0.00	0.00
2209		Scouting - Girls Soccer	0.00	0.00	0.00	0.00	0.00
2210		Security - Girls Soccer	0.00	0.00	0.00	0.00	0.00
2211		Transportation - Girls Soccer	0.00	0.00	0.00	0.00	0.00
2212		Uniforms/Apparel - Girls Soccer	-1,090.71	0.00	0.00	0.00	-1,090.71
2213		Misc. Expenditures - Girls Soccer	36.99	0.00	0.00	0.00	36.99
2251		Awards - Girls Swimming	0.00	0.00	0.00	0.00	0.00
2252		Camps - Girls Swimming	76.09	0.00	0.00	0.00	76.09
2253		Entry Fees - Girls Swimming	0.00	0.00	0.00	0.00	0.00
2254		Equipment - Girls Swimming	0.00	0.00	0.00	0.00	0.00
2255		Lodging - Girls Swimming	0.00	0.00	0.00	0.00	0.00
2256		Meals - Girls Swimming	0.00	0.00	0.00	0.00	0.00
2257		Officials - Girls Swimming	0.00	0.00	0.00	0.00	0.00
2258		Prof. Development - Girls Swimming	0.00	0.00	0.00	0.00	0.00
2259		Scouting - Girls Swimming	0.00	0.00	0.00	0.00	0.00
2260		Security - Girls Swimming	0.00	0.00	0.00	0.00	0.00
2261		Transportation - Girls Swimming	0.00	0.00	0.00	0.00	0.00
2262		Uniforms/Apparel - Girls Swimming	0.00	0.00	0.00	0.00	0.00
2263		Misc. Expenditures - Girls Swimming	5.50	0.00	0.00	0.00	5.50
2301		Awards - Girls Tennis	0.00	0.00	0.00	0.00	0.00
2302		Camps - Girls Tennis	-625.00	130.00	0.00	0.00	-495.00
2303		Entry Fees - Girls Tennis	0.00	0.00	0.00	0.00	0.00
2304		Equipment - Girls Tennis	0.00	0.00	0.00	0.00	0.00
2305		Lodging - Girls Tennis	0.00	0.00	0.00	0.00	0.00
2306		Meals - Girls Tennis	0.00	0.00	0.00	0.00	0.00
2307		Officials - Girls Tennis	0.00	0.00	0.00	0.00	0.00
2308		Prof. Development - Girls Tennis	0.00	0.00	0.00	0.00	0.00
2309		Scouting - Girls Tennis	0.00	0.00	0.00	0.00	0.00
2310		Security - Girls Tennis	0.00	0.00	0.00	0.00	0.00
2311		Transportation - Girls Tennis	0.00	0.00	0.00	0.00	0.00
2312		Uniforms/Apparel - Girls Tennis	0.00	0.00	0.00	0.00	0.00
2313		Misc. Expenditures - Girls Tennis	0.00	0.00	0.00	0.00	0.00
2351		Awards - Girls Track	-30.71	0.00	0.00	0.00	-30.71
2352		Camps - Girls Track	0.00	0.00	0.00	0.00	0.00
2353		Entry Fees - Girls Track	0.00	0.00	0.00	0.00	0.00
2354		Equipment - Girls Track	-1,855.99	0.00	0.00	0.00	-1,855.99
2355		Lodging - Girls Track	0.00	0.00	0.00	0.00	0.00
2356		Meals - Girls Track	0.00	0.00	0.00	0.00	0.00
2357		Officials - Girls Track	0.00	0.00	0.00	0.00	0.00
2358		Prof. Development - Girls Track	0.00	0.00	0.00	0.00	0.00
2359		Scouting - Girls Track	0.00	0.00	0.00	0.00	0.00
2360		Security - Girls Track	0.00	0.00	0.00	0.00	0.00
2361		Transportation - Girls Track	0.00	0.00	0.00	0.00	0.00

Current Cash Balance

Sorted by Site ID, Group ID, Activity ID.
From 11/01/2021 to 11/30/2021.

Site ID Group ID	Site Name Group Name	Activity Name	Beginning Cash	Receipts	Disbursements	Adjustments	Cash Balance
2362		Uniforms/Apparel - Girls Track	0.00	0.00	0.00	0.00	0.00
2363		Misc. Expenditures - Girls Track	0.00	0.00	0.00	0.00	0.00
2401		Awards - Girls Volleyball	-455.42	0.00	0.00	0.00	-455.42
2402		Camps - Girls Volleyball	2,474.82	125.00	0.00	0.00	2,599.82
2403		Entry Fees - Girls Volleyball	845.00	0.00	0.00	0.00	845.00
2404		Equipment - Girls Volleyball	-4,261.84	0.00	0.00	0.00	-4,261.84
2405		Lodging - Girls Volleyball	0.00	0.00	0.00	0.00	0.00
2406		Meals - Girls Volleyball	-138.50	0.00	0.00	0.00	-138.50
2407		Officials - Girls Volleyball	-4,723.82	0.00	0.00	0.00	-4,723.82
2408		Prof. Development - Girls Volleyball	0.00	0.00	0.00	0.00	0.00
2409		Scouting - Girls Volleyball	0.00	0.00	0.00	0.00	0.00
2410		Security - Girls Volleyball	0.00	0.00	0.00	0.00	0.00
2411		Transportation - Girls Volleyball	-1,577.82	0.00	0.00	0.00	-1,577.82
2412		Uniforms/Apparel - Girls Volleyball	0.00	0.00	0.00	0.00	0.00
2413		Misc. Expenditures - Girls Volleyball	-299.99	0.00	397.22	0.00	-697.21
2451		Awards - Girls Softball	-45.00	0.00	0.00	0.00	-45.00
2452		Camps - Girls Softball	12,903.76	180.00	1,870.13	0.00	11,213.63
2453		Entry Fees - Girls Softball	-310.00	0.00	0.00	0.00	-310.00
2454		Equipment - Girls Softball	-1,368.54	0.00	0.00	0.00	-1,368.54
2455		Lodging - Girls Softball	-3,598.80	0.00	0.00	0.00	-3,598.80
2456		Meals - Girls Softball	-885.69	0.00	0.00	0.00	-885.69
2457		Officials - Girls Softball	-2,460.00	0.00	0.00	0.00	-2,460.00
2458		Prof. Development - Girls Softball	0.00	0.00	0.00	0.00	0.00
2459		Scouting - Girls Softball	0.00	0.00	0.00	0.00	0.00
2460		Security - Girls Softball	0.00	0.00	0.00	0.00	0.00
2461		Transportation - Girls Softball	-665.35	0.00	2,331.21	0.00	-2,996.56
2462		Uniforms/Apparel - Girls Softball	0.00	0.00	0.00	0.00	0.00
2463		Misc. Expenditures - Girls Softball	-746.85	0.00	0.00	0.00	-746.85
2464		Softball Advertising	0.00	0.00	0.00	0.00	0.00
2501		Awards-Girls Bowling	0.00	0.00	0.00	0.00	0.00
2502		Camps-Girls Bowling	0.00	2.50	0.00	0.00	2.50
2503		Entry Fees-Girls Bowling	0.00	0.00	0.00	0.00	0.00
2504		Equipment-Girls Bowling	0.00	0.00	0.00	0.00	0.00
2505		Lodging-Girls Bowling	0.00	0.00	0.00	0.00	0.00
2506		Meals-Girls Bowling	0.00	0.00	0.00	0.00	0.00
2507		Officials-Girls Bowling	0.00	0.00	0.00	0.00	0.00
2508		Professional Development-Girls Bowling	0.00	0.00	0.00	0.00	0.00
2551		Awards-Girls Wrestling	0.00	0.00	0.00	0.00	0.00
2552		Camps-Girls Wrestling	480.00	0.00	0.00	0.00	480.00
2553		Entry Fees-Girls Wrestling	0.00	0.00	0.00	0.00	0.00
2554		Equipment-Girls Wrestling	0.00	0.00	982.10	0.00	-982.10
2555		Lodging-Girls Wrestling	0.00	0.00	0.00	0.00	0.00
2556		Meals-Girls Wrestling	0.00	0.00	0.00	0.00	0.00
2557		Officials-Girls Wrestling	0.00	0.00	0.00	0.00	0.00
2558		Prof. Development-Girls Wrestling	0.00	0.00	0.00	0.00	0.00

Current Cash Balance

Sorted by Site ID, Group ID, Activity ID.
From 11/01/2021 to 11/30/2021.

Site ID Group ID	Site Name Group Name	Activity ID	Activity Name	Beginning Cash	Receipts	Disbursements	Adjustments	Cash Balance
2559	Scouting-Girls Wrestling			0.00	0.00	0.00	0.00	0.00
2560	Security-Girls Wrestling			0.00	0.00	0.00	0.00	0.00
2561	Transportation-Girls Wrestling			0.00	0.00	0.00	0.00	0.00
2562	Uniforms/Apparel-Girls Wrestling			-1,370.00	0.00	0.00	0.00	-1,370.00
2563	Misc Expenditures-Girls Wrestling			0.00	0.00	0.00	0.00	0.00
2601	Awards-Girls Unified Sports			0.00	0.00	0.00	0.00	0.00
2602	Camps-Girls Unified Sports			922.29	156.00	0.00	0.00	1,078.29
2603	Entry Fees-Girls Unified Sports			0.00	0.00	0.00	0.00	0.00
2604	Equipment-Girls Unified Sports			0.00	0.00	0.00	0.00	0.00
2605	Lodging-Girls Unified Sports			0.00	0.00	0.00	0.00	0.00
2606	Meals-Girls Unified Sports			0.00	0.00	0.00	0.00	0.00
2607	Officials-Girls Unified Sports			0.00	0.00	0.00	0.00	0.00
2608	Prof. Development-Girls Unified Sports			0.00	0.00	0.00	0.00	0.00
2609	Scouting-Girls Unified Sports			0.00	0.00	0.00	0.00	0.00
2610	Security-Girls Unified Sports			0.00	0.00	0.00	0.00	0.00
2611	Transportation-Girls Unified Sports			0.00	0.00	0.00	0.00	0.00
2612	Uniforms/Apparel-Girls Unified Sports			0.00	0.00	0.00	0.00	0.00
2613	Misc. Expenditures-Girls Unified Sports			0.00	0.00	0.00	0.00	0.00
B Totals:				-8,283.01	919.33	5,706.09	0.00	-13,069.77

Current Cash Balance

Sorted by Site ID, Group ID, Activity ID.
From 11/01/2021 to 11/30/2021.

Site ID Group ID	Site Name Group Name	Activity ID	Activity Name	Beginning Cash	Receipts	Disbursements	Adjustments	Cash Balance
C	Athletics-Boys							
		3007	Officials - Boys	0.00	0.00	0.00	0.00	0.00
		3011	Transportation - Boys	0.00	0.00	0.00	0.00	0.00
		3051	Awards - Boys Basketball	0.00	0.00	0.00	0.00	0.00
		3052	Camps - Boys Basketball	5,347.03	50.00	680.48	0.00	4,716.55
		3053	Entry Fees - Boys Basketball	0.00	0.00	0.00	0.00	0.00
		3054	Equipment - Boys Basketball	-1,015.74	0.00	0.00	0.00	-1,015.74
		3055	Lodging - Boys Basketball	0.00	0.00	0.00	0.00	0.00
		3056	Meals - Boys Basketball	0.00	0.00	0.00	0.00	0.00
		3057	Officials - Boys Basketball	0.00	0.00	0.00	0.00	0.00
		3058	Prof. Development - Boys Basketball	0.00	0.00	0.00	0.00	0.00
		3059	Scouting - Boys Basketball	0.00	0.00	0.00	0.00	0.00
		3060	Security - Boys Basketball	0.00	0.00	0.00	0.00	0.00
		3061	Transportation - Boys Basketball	0.00	0.00	0.00	0.00	0.00
		3062	Uniforms/Apparel - Boys Basketball	0.00	0.00	0.00	0.00	0.00
		3063	Misc. Expenditures - Boys Basketball	51.97	0.00	0.00	0.00	51.97
		3101	Awards - Boys Cross Country	-141.85	0.00	0.00	0.00	-141.85
		3102	Camps - Boys Cross Country	1,357.71	105.83	0.00	0.00	1,463.54
		3103	Entry Fees - Boys Cross Country	150.00	0.00	0.00	0.00	150.00
		3104	Equipment - Boys Cross Country	0.00	0.00	0.00	0.00	0.00
		3105	Lodging - Boys Cross Country	0.00	0.00	0.00	0.00	0.00
		3106	Meals - Boys Cross Country	-25.52	0.00	0.00	0.00	-25.52
		3107	Officials - Boys Cross Country	-553.82	0.00	0.00	0.00	-553.82
		3108	Prof. Development - Boys Cross Country	0.00	0.00	0.00	0.00	0.00
		3109	Scouting - Boys Cross Country	0.00	0.00	0.00	0.00	0.00
		3110	Security - Boys Cross Country	0.00	0.00	0.00	0.00	0.00
		3111	Transportation - Boys Cross Country	-925.15	0.00	64.56	0.00	-989.71
		3112	Uniforms/Apparel - Boys Cross Country	0.00	0.00	0.00	0.00	0.00
		3113	Misc. Expenditures - Boys Cross Country	-148.63	0.00	0.00	0.00	-148.63
		3151	Awards - Boys Golf	0.00	0.00	0.00	0.00	0.00
		3152	Camps - Boys Golf	15.00	15.00	0.00	0.00	30.00
		3153	Entry Fees - Boys Golf	0.00	0.00	0.00	0.00	0.00
		3154	Equipment - Boys Golf	0.00	0.00	0.00	0.00	0.00
		3155	Lodging - Boys Golf	0.00	0.00	0.00	0.00	0.00
		3156	Meals - Boys Golf	0.00	0.00	0.00	0.00	0.00
		3157	Officials - Boys Golf	0.00	0.00	0.00	0.00	0.00
		3158	Prof. Development - Boys Golf	0.00	0.00	0.00	0.00	0.00
		3159	Scouting - Boys Golf	0.00	0.00	0.00	0.00	0.00
		3160	Security - Boys Golf	0.00	0.00	0.00	0.00	0.00
		3161	Transportation - Boys Golf	0.00	0.00	0.00	0.00	0.00
		3162	Uniforms/Apparel - Boys Golf	0.00	0.00	0.00	0.00	0.00
		3163	Misc. Expenditures - Boys Golf	0.00	0.00	0.00	0.00	0.00
		3201	Awards - Boys Soccer	0.00	0.00	0.00	0.00	0.00
		3202	Camps - Boys Soccer	591.51	60.00	0.00	0.00	651.51
		3203	Entry Fees - Boys Soccer	0.00	0.00	0.00	0.00	0.00

Current Cash Balance

Sorted by Site ID, Group ID, Activity ID,
From 11/01/2021 to 11/30/2021.

Site ID Group ID	Site Name Group Name	Activity ID	Activity Name	Beginning Cash	Receipts	Disbursements	Adjustments	Cash Balance
3204			Equipment - Boys Soccer	-724.64	0.00	0.00	0.00	-724.64
3205			Lodging - Boys Soccer	0.00	0.00	0.00	0.00	0.00
3206			Meals - Boys Soccer	0.00	0.00	0.00	0.00	0.00
3207			Officials - Boys Soccer	0.00	0.00	0.00	0.00	0.00
3208			Prof. Development - Boys Soccer	0.00	0.00	0.00	0.00	0.00
3209			Scouting - Boys Soccer	0.00	0.00	0.00	0.00	0.00
3210			Security - Boys Soccer	0.00	0.00	0.00	0.00	0.00
3211			Transportation - Boys Soccer	0.00	0.00	0.00	0.00	0.00
3212			Uniforms/Apparel - Boys Soccer	-288.83	0.00	0.00	0.00	-288.83
3213			Misc. Expenditures - Boys Soccer	36.99	0.00	0.00	0.00	36.99
3251			Awards - Boys Swimming	0.00	0.00	0.00	0.00	0.00
3252			Camps - Boys Swimming	0.00	0.00	0.00	0.00	0.00
3253			Entry Fees - Boys Swimming	0.00	0.00	0.00	0.00	0.00
3254			Equipment - Boys Swimming	0.00	0.00	0.00	0.00	0.00
3255			Lodging - Boys Swimming	0.00	0.00	0.00	0.00	0.00
3256			Meals - Boys Swimming	0.00	0.00	0.00	0.00	0.00
3257			Officials - Boys Swimming	0.00	0.00	0.00	0.00	0.00
3258			Prof. Development - Boys Swimming	0.00	0.00	0.00	0.00	0.00
3259			Scouting - Boys Swimming	0.00	0.00	0.00	0.00	0.00
3260			Security - Boys Swimming	0.00	0.00	0.00	0.00	0.00
3261			Transportation - Boys Swimming	0.00	0.00	0.00	0.00	0.00
3262			Uniforms/Apparels - Boys Swimming	0.00	0.00	0.00	0.00	0.00
3263			Misc. Expenditures - Boys Swimming	5.50	0.00	0.00	0.00	5.50
3301			Awards - Boys Tennis	0.00	0.00	0.00	0.00	0.00
3302			Camps - Boys Tennis	4,254.16	0.00	0.00	0.00	4,254.16
3303			Entry Fees - Boys Tennis	-555.00	0.00	0.00	0.00	-555.00
3304			Equipment - Boys Tennis	0.00	0.00	0.00	0.00	0.00
3305			Lodging - Boys Tennis	0.00	0.00	0.00	0.00	0.00
3306			Meals - Boys Tennis	0.00	0.00	0.00	0.00	0.00
3307			Officials - Boys Tennis	0.00	0.00	0.00	0.00	0.00
3308			Prof. Development - Boys Tennis	0.00	0.00	0.00	0.00	0.00
3309			Scouting - Boys Tennis	0.00	0.00	0.00	0.00	0.00
3310			Security - Boys Tennis	0.00	0.00	0.00	0.00	0.00
3311			Transportation - Boys Tennis	-2,346.33	0.00	89.27	0.00	-2,435.60
3312			Uniforms/Apparel - Boys Tennis	-300.00	0.00	0.00	0.00	-300.00
3313			Misc. Expenditures - Boys Tennis	0.00	0.00	0.00	0.00	0.00
3351			Awards - Boys Track	-30.70	0.00	0.00	0.00	-30.70
3352			Camps - Boys Track	493.82	30.00	0.00	0.00	523.82
3353			Entry Fees - Boys Track	0.00	0.00	0.00	0.00	0.00
3354			Equipment - Boys Track	-1,855.99	0.00	0.00	0.00	-1,855.99
3355			Lodging - Boys Track	0.00	0.00	0.00	0.00	0.00
3356			Meals - Boys Track	0.00	0.00	0.00	0.00	0.00
3357			Officials - Boys Track	0.00	0.00	0.00	0.00	0.00
3358			Prof. Development - Boys Track	0.00	0.00	0.00	0.00	0.00
3359			Scouting - Boys Track	0.00	0.00	0.00	0.00	0.00

Current Cash Balance

Sorted by Site ID, Group ID, Activity ID.
From 11/01/2021 to 11/30/2021.

Site ID Group ID	Site Name Group Name	Activity ID	Activity Name	Beginning Cash	Receipts	Disbursements	Adjustments	Cash Balance
3360			Security - Boys Track	0.00	0.00	0.00	0.00	0.00
3361			Transportation - Boys Track	0.00	0.00	0.00	0.00	0.00
3362			Uniforms/Apparel - Boys Track	0.00	0.00	0.00	0.00	0.00
3363			Misc. Expenditures - Boys Track	0.00	0.00	0.00	0.00	0.00
3451			Awards - Boys Baseball	0.00	0.00	0.00	0.00	0.00
3452			Camps - Boys Baseball	879.70	115.00	0.00	0.00	994.70
3453			Entry Fees - Boys Baseball	0.00	0.00	0.00	0.00	0.00
3454			Equipment - Boys Baseball	-2,762.18	0.00	0.00	0.00	-2,762.18
3455			Lodging - Boys Baseball	0.00	0.00	0.00	0.00	0.00
3456			Meals - Boys Baseball	0.00	0.00	0.00	0.00	0.00
3457			Officials - Boys Baseball	0.00	0.00	0.00	0.00	0.00
3458			Prof. Development - Boys Baseball	0.00	0.00	0.00	0.00	0.00
3459			Scouting - Boys Baseball	0.00	0.00	0.00	0.00	0.00
3460			Security - Boys Baseball	0.00	0.00	0.00	0.00	0.00
3461			Transportation - Boys Baseball	0.00	0.00	0.00	0.00	0.00
3462			Uniforms/Apparel - Boys Baseball	-2,664.00	0.00	0.00	0.00	-2,664.00
3463			Misc. Expenditures - Boys Baseball	-691.49	0.00	0.00	0.00	-691.49
3501			Awards - Boys Football	0.00	0.00	0.00	0.00	0.00
3502			Camps - Boys Football	3,957.70	5,412.00	1,597.60	0.00	7,772.10
3503			Entry Fees - Boys Football	0.00	0.00	0.00	0.00	0.00
3504			Equipment - Boys Football	-24,022.41	0.00	0.00	0.00	-24,022.41
3505			Lodging - Boys Football	0.00	0.00	0.00	0.00	0.00
3506			Meals - Boys Football	-224.00	0.00	0.00	0.00	-224.00
3507			Officials - Boys Football	-7,214.11	0.00	470.11	0.00	-7,684.22
3508			Prof. Development - Boys Football	0.00	0.00	0.00	0.00	0.00
3509			Scouting - Boys Football	0.00	0.00	0.00	0.00	0.00
3510			Security - Boys Football	-1,300.00	0.00	300.00	0.00	-1,600.00
3511			Transportation - Boys Football	-4,325.50	0.00	0.00	0.00	-4,325.50
3512			Uniforms/Apparel - Boys Football	-2,484.32	0.00	0.00	0.00	-2,484.32
3515			Misc. Expenditures - Boys Football	-2,405.33	0.00	0.00	0.00	-2,405.33
3551			Awards - Boys Wrestling	0.00	0.00	0.00	0.00	0.00
3552			Camps - Boys Wrestling	418.53	45.00	0.00	0.00	463.53
3553			Entry Fees - Boys Wrestling	-575.00	350.00	0.00	0.00	-225.00
3554			Equipment - Boys Wrestling	0.00	0.00	0.00	0.00	0.00
3555			Lodging - Boys Wrestling	0.00	0.00	0.00	0.00	0.00
3556			Meals - Boys Wrestling	0.00	0.00	0.00	0.00	0.00
3557			Officials - Boys Wrestling	0.00	0.00	0.00	0.00	0.00
3558			Prof. Development - Boys Wrestling	0.00	0.00	0.00	0.00	0.00
3559			Scouting - Boys Wrestling	0.00	0.00	0.00	0.00	0.00
3560			Security - Boys Wrestling	0.00	0.00	0.00	0.00	0.00
3561			Transportation - Boys Wrestling	0.00	0.00	0.00	0.00	0.00
3562			Uniforms/Apparel - Boys Wrestling	0.00	0.00	0.00	0.00	0.00
3563			Misc. Expenditures - Boys Wrestling	-566.45	0.00	0.00	0.00	-566.45
3601			Awards-Boys Unified Sports	0.00	0.00	0.00	0.00	0.00
3602			Camps-Boys Unified Sports	0.00	0.00	0.00	0.00	0.00

Current Cash Balance

Sorted by Site ID, Group ID, Activity ID.
From 11/01/2021 to 11/30/2021.

Site ID Group ID	Site Name Group Name		Beginning Cash	Receipts	Disbursements	Adjustments	Cash Balance
Activity ID	Activity Name						
3603	Entry Fees-Boys Unified Sports		0.00	0.00	0.00	0.00	0.00
3604	Equipment-Boys Unified Sports		0.00	0.00	0.00	0.00	0.00
3605	Lodging-Boys Unified Sports		0.00	0.00	0.00	0.00	0.00
3606	Meals-Boys Unified Sports		0.00	0.00	0.00	0.00	0.00
3607	Officials-Boys Unified Sports		0.00	0.00	0.00	0.00	0.00
3608	Prof. Development-Boys Unified Sports		0.00	0.00	0.00	0.00	0.00
3609	Scouting-Boys Unified Sports		0.00	0.00	0.00	0.00	0.00
3610	Security-Boys Unified Sports		0.00	0.00	0.00	0.00	0.00
3611	Transportation-Boys Unified Sports		0.00	0.00	0.00	0.00	0.00
3612	Uniforms/Apparel-Boys Unified Sports		0.00	0.00	0.00	0.00	0.00
3613	Misc. Expenditures-Boys Unified Sports		0.00	0.00	0.00	0.00	0.00
C Totals:			-40,587.37	6,182.83	3,202.02	0.00	-37,606.56

Current Cash Balance

Sorted by Site ID, Group ID, Activity ID.
From 11/01/2021 to 11/30/2021.

Site ID Group ID	Site Name Group Name	Activity ID	Activity Name	Beginning Cash	Receipts	Disbursements	Adjustments	Cash Balance
D	CLUBS AND ORGANIZATIONS							
4010			40 Assets	0.00	0.00	0.00	0.00	0.00
4011			Patriot Way Club	0.00	0.00	0.00	0.00	0.00
4020			Academic Awards	0.00	0.00	0.00	0.00	0.00
4040			Art	0.59	0.00	0.00	0.00	0.59
4050			Astronomy Club	830.56	0.00	0.00	0.00	830.56
4055			Athletic Trainers Club	1,344.11	0.00	0.00	0.00	1,344.11
4060			Band	17,344.28	-1,350.00	0.00	11,269.07	27,263.35
4064			Winter Guard	1,718.44	0.00	790.00	0.00	928.44
4065			NSBA	0.00	0.00	0.00	0.00	0.00
4091			Broadcasting Club	0.00	0.00	0.00	0.00	0.00
4109			Cheer Uniforms	0.00	0.00	0.00	0.00	0.00
4110			Cheerleading	-17,841.13	75.00	50.00	0.00	-17,816.13
4130			Chess Club	39.10	0.00	0.00	0.00	39.10
4140			Choir	9,500.27	0.00	49.99	0.00	9,450.28
4160			Construction	-1,290.11	43.00	1,079.25	0.00	-2,326.36
4180			Culinary	1,363.29	0.00	0.00	0.00	1,363.29
4190			Dance	-8,096.66	75.00	645.00	1,968.98	-6,697.68
4200			Debate Team	2,965.24	3,534.65	231.75	0.00	6,268.14
4210			DECA	1,777.78	3,298.05	1,149.96	690.00	4,615.87
4215			Diversity	10.04	0.00	0.00	0.00	10.04
4216			Patriot Pals	30.61	0.00	0.00	0.00	30.61
4217			Patriot Perk	5,081.15	820.00	0.00	0.00	5,901.15
4230			Environmental Club	2,402.83	0.00	0.00	0.00	2,402.83
4240			Fashion Merchandising	5.08	0.00	0.00	0.00	5.08
4250			FCCLA	0.00	0.00	0.00	0.00	0.00
4260			FCS Club	0.00	0.00	0.00	0.00	0.00
4290			Forensics	631.00	0.00	0.00	0.00	631.00
4300			Foundation/PEMS	0.00	0.00	0.00	0.00	0.00
4310			French Club	547.09	0.00	0.00	0.00	547.09
4320			Educators Rising	1,850.88	0.00	98.68	0.00	1,752.20
4340			German Club	1,300.21	159.49	41.32	0.00	1,418.38
4350			Graphics	5.00	0.00	0.00	0.00	5.00
4360			History Club	0.00	0.00	0.00	0.00	0.00
4365			HOSA	1,270.94	0.00	0.00	0.00	1,270.94
4380			International Club	0.00	0.00	0.00	0.00	0.00
4390			Intramurals	1,219.39	0.00	0.00	0.00	1,219.39
4405			AFJROTC	7,299.54	0.00	138.10	0.00	7,161.44
4408			AFJROTC Marksmanship	0.00	0.00	0.00	0.00	0.00
4410			Junior Class	-2,011.45	700.00	0.00	0.00	-1,311.45
4450			LEO Club	726.26	320.50	57.44	0.00	989.32
4460			Literary Magazine	54.82	0.00	0.00	0.00	54.82
4470			Manufacturing	3,198.72	0.00	0.00	0.00	3,198.72
4500			Music	0.00	0.00	0.00	0.00	0.00
4510			National Honor Society	561.64	0.00	0.00	800.00	1,361.64

Current Cash Balance

Sorted by Site ID, Group ID, Activity ID,
From 11/01/2021 to 11/30/2021.

Site ID Group ID	Site Name Group Name	Activity ID	Activity Name	Beginning Cash	Receipts	Disbursements	Adjustments	Cash Balance
4520	Newspaper			6,701.32	0.00	34.98	0.00	6,666.34
4530	Orchestra			1,518.25	185.00	0.00	0.00	1,703.25
4550	Patriot Photo			959.39	0.00	0.00	0.00	959.39
4570	Play Production			7,443.77	1,917.00	1,970.00	1,968.00	9,358.77
4600	Robotics & Engineering Club			133.55	0.00	0.00	0.00	133.55
4640	Senior Class			1,188.79	28.00	0.00	400.00	1,616.79
4645	Show Choir			50,642.08	0.00	3,770.11	180.00	47,051.97
4650	Skills USA			192.04	0.00	0.00	0.00	192.04
4660	Spanish Club			120.93	0.00	34.84	0.00	86.09
4690	Spirit Shop			61,530.87	6,240.64	3,833.22	642.00	64,580.29
4710	Student Council			13,185.81	0.00	1,418.21	0.00	11,767.60
4760	World Language			724.45	0.00	0.00	0.00	724.45
4770	Yearbook			85,684.57	225.00	0.00	0.00	85,909.57
D Totals:				263,865.33	16,271.33	15,392.85	17,918.05	282,661.86
E	ADMINISTRATIVE CUSTODIAL							
5010	After Prom			0.00	0.00	0.00	0.00	0.00
5020	Fines			0.00	0.00	0.00	0.00	0.00
5025	Fines - Library Book			1,830.47	0.00	14.99	0.00	1,815.48
5027	Fines-Textbooks			36,274.23	25.29	0.00	0.00	36,299.52
5030	Counseling Center			9,141.85	50.00	105.66	0.00	9,086.19
5040	Fundraising-General			0.00	0.00	0.00	0.00	0.00
5055	Hall of Fame			1,631.84	0.00	0.00	0.00	1,631.84
5060	Hospitality			1,848.09	0.00	0.00	0.00	1,848.09
5070	Library			108.67	0.00	0.00	0.00	108.67
5097	New Frontier			0.00	0.00	0.00	0.00	0.00
5100	Other Adm Custodial			0.00	0.00	0.00	0.00	0.00
5110	Other Student Activities			0.00	0.00	0.00	0.00	0.00
5115	Field Trips-Curriculum Related			0.00	0.00	0.00	0.00	0.00
5130	Parking			80,758.63	1,160.00	0.00	0.00	81,918.63
5135	Patriot Post			0.00	0.00	0.00	0.00	0.00
5140	PayBac			0.00	0.00	0.00	0.00	0.00
5150	Pool Maintenance			10,773.15	70.00	844.86	0.00	9,998.29
5160	PSAT Exam			3,047.34	0.00	0.00	0.00	3,047.34
5166	SpEd			122.94	0.00	0.00	0.00	122.94
5167	Student ID Card Fee			1,678.32	0.00	0.00	0.00	1,678.32
5170	Student Notebooks			0.00	0.00	0.00	0.00	0.00
5180	Teacher Fund/Grants			1,517.05	0.00	0.00	0.00	1,517.05
5185	Technology			0.00	0.00	0.00	0.00	0.00
5190	Transcripts			1,685.00	30.00	0.00	0.00	1,715.00
E Totals:				150,417.58	1,335.29	965.51	0.00	150,787.36

Current Cash Balance

Sorted by Site ID, Group ID, Activity ID.
From 11/01/2021 to 11/30/2021.

Site ID Group ID	Site Name Group Name	Activity ID	Activity Name	Beginning Cash	Receipts	Disbursements	Adjustments	Cash Balance
Q	STUDENT FEE FUND							
	7160		Participation Fees - Athletics	0.00	0.00	0.00	0.00	0.00
	7161		Activity-Athletic Pass	45,330.00	2,335.00	0.00	0.00	47,665.00
	7170		Participation Fees - Clubs & Orgs	0.00	15,518.05	0.00	-15,518.05	0.00
	7190		Field Trips	0.00	30.00	0.00	0.00	30.00
			Q Totals:	45,330.00	17,883.05	0.00	-15,518.05	47,695.00
R	AP/IB EXAMS							
	8010		AP Exams	33,655.44	0.00	0.00	0.00	33,655.44
			R Totals:	33,655.44	0.00	0.00	0.00	33,655.44
S	ATHLETIC							
	9010		Gate Receipts	75,223.16	10,436.00	5,486.28	0.00	80,172.88
	9020		Cash Reserve	260,051.19	0.00	0.00	0.00	260,051.19
	9030		Concessions	1,009.31	5,281.40	2,613.27	-1,200.00	2,477.44
	9040		Tickets	10,360.00	0.00	0.00	0.00	10,360.00
	9050		Athletic-General	-3,370.55	0.00	3,100.57	0.00	-6,471.12
	9060		Athletic Director	0.00	0.00	0.00	0.00	0.00
	9070		Miscellaneous Receipts	10.00	261.32	0.00	0.00	271.32
	9080		Fundraising-Athletic	0.00	0.00	0.00	0.00	0.00
	9090		Strength & Conditioning	0.00	0.00	0.00	0.00	0.00
	9100		Athletic Training	-3,168.77	0.00	32.00	0.00	-3,200.77
	9110		Activities	-3,330.18	0.00	5,569.47	-1,200.00	-10,099.65
	9120		Booster Contributions-Girls	0.00	0.00	0.00	0.00	0.00
	9130		Booster Contributions-Boys	0.00	0.00	0.00	0.00	0.00
	9131		Unified Sports Donations	4,244.32	20.00	0.00	0.00	4,264.32
	9140		Metro Tournament	0.00	0.00	0.00	0.00	0.00
			S Totals:	341,028.48	15,998.72	16,801.59	-2,400.00	337,825.61
			SHS Activity Totals:	770,643.63	65,068.43	50,628.22	0.00	785,083.84

	Begin Balance	Transfers	Receipts	Disbursements	Adjustments	End Balance
SHS Checking:			65,068.43	50,628.22		
SHS Investment:						
SHS Bank Balances:	770,643.63		65,068.43	50,628.22	0.00	785,083.84

Current Cash Balance

Sorted by Site ID, Group ID, Activity ID.
From 11/01/2021 to 11/30/2021.

Site ID	Site Name					
Group ID	Group Name					
Activity ID	Activity Name	Beginning Cash	Receipts	Disbursements	Adjustments	Cash Balance
WHS	Millard West High School					
A	ACTIVITY GENERAL					
1010	General Admin	-4,217.04	44.21	76.19	0.00	-4,249.02
1016	Rev Trak Fees	0.00	0.00	0.00	0.00	0.00
1017	Returned Checks	-41.89	-125.00	0.00	0.00	-166.89
1018	School Pay Fees	306.72	324.22	319.80	0.00	311.14
1025	Savings	-242,266.87	0.00	29.86	0.00	-242,296.73
1030	Staff Vending	0.00	0.00	0.00	0.00	0.00
1035	Student Vending	0.00	0.00	0.00	0.00	0.00
1040	Donations	14,600.16	0.00	0.00	0.00	14,600.16
1050	Projects/Support	5,459.19	0.00	0.00	0.00	5,459.19
1070	Start Up Cash	0.00	0.00	0.00	0.00	0.00
1090	Other Revenue	2,034.33	29.86	227.57	0.00	1,836.62
1100	Damage & Loss Property	78.20	0.00	0.00	0.00	78.20
1105	Laptop Insurance	39,060.00	20.00	38,920.00	0.00	160.00
1106	Laptop Loss/Damage	3,303.70	639.00	2,931.70	0.00	1,011.00
1110	Extracurr Transportation	0.00	0.00	0.00	0.00	0.00
1120	Equipment Replacement/Repair	0.00	0.00	0.00	0.00	0.00
1130	Building Maintenance	7.00	0.00	0.00	0.00	7.00
1140	Student Recognition Incentive	0.00	0.00	0.00	0.00	0.00
1150	Capital Outlay	0.00	0.00	0.00	0.00	0.00
1170	Wellness	0.00	0.00	0.00	0.00	0.00
A Totals:		-181,676.50	932.29	42,505.12	0.00	-223,249.33

Current Cash Balance

Sorted by Site ID, Group ID, Activity ID.

From 11/01/2021 to 11/30/2021.

Site ID	Site Name	Beginning Cash	Receipts	Disbursements	Adjustments	Cash Balance
Group ID	Group Name					
Activity ID	Activity Name					
B	Athletics-Girls					
2051	Awards - Girls Basketball	0.00	0.00	0.00	0.00	0.00
2052	Camps - Girls Basketball	5,736.27	0.00	0.00	0.00	5,736.27
2053	Entry Fees - Girls Basketball	0.00	0.00	0.00	0.00	0.00
2054	Equipment - Girls Basketball	0.00	0.00	832.13	0.00	-832.13
2055	Lodging - Girls Basketball	0.00	0.00	0.00	0.00	0.00
2056	Meals - Girls Basketball	0.00	0.00	0.00	0.00	0.00
2057	Officials - Girls Basketball	0.00	0.00	0.00	0.00	0.00
2058	Prof. Development - Girls Basketball	0.00	0.00	0.00	0.00	0.00
2059	Scouting - Girls Basketball	0.00	0.00	0.00	0.00	0.00
2060	Security - Girls Basketball	0.00	0.00	0.00	0.00	0.00
2061	Transportation - Girls Basketball	0.00	0.00	0.00	0.00	0.00
2062	Uniforms/Apparel - Girls Basketball	-1,831.96	0.00	0.00	0.00	-1,831.96
2063	Misc. Expenditures - Girls Basketball	0.00	0.00	0.00	0.00	0.00
2101	Awards - Girls Cross Country	0.00	0.00	0.00	0.00	0.00
2102	Camps - Girls Cross Country	1,042.26	0.00	230.00	0.00	812.26
2103	Entry Fees - Girls Cross Country	-990.00	675.00	150.00	0.00	-465.00
2104	Equipment - Girls Cross Country	0.00	0.00	0.00	0.00	0.00
2105	Lodging - Girls Cross Country	0.00	0.00	0.00	0.00	0.00
2106	Meals - Girls Cross Country	-78.00	0.00	0.00	0.00	-78.00
2107	Officials - Girls Cross Country	0.00	0.00	0.00	0.00	0.00
2108	Prof. Development - Girls Cross Country	0.00	0.00	0.00	0.00	0.00
2109	Scouting - Girls Cross Country	0.00	0.00	0.00	0.00	0.00
2110	Security - Girls Cross Country	0.00	0.00	0.00	0.00	0.00
2111	Transportation - Girls Cross Country	-762.94	0.00	850.00	0.00	-1,612.94
2112	Uniforms/Apparel - Girls Cross Country	-593.18	0.00	0.00	0.00	-593.18
2113	Misc. Expenditures - Girls Cross Country	-252.50	0.00	172.50	0.00	-425.00
2151	Awards - Girls Golf	-54.36	0.00	0.00	0.00	-54.36
2152	Camps - Girls Golf	880.43	0.00	0.00	0.00	880.43
2153	Entry Fees - Girls Golf	-5,184.43	783.00	0.00	0.00	-4,401.43
2154	Equipment - Girls Golf	-200.00	0.00	0.00	0.00	-200.00
2155	Lodging - Girls Golf	0.00	0.00	1,490.00	0.00	-1,490.00
2156	Meals - Girls Golf	-200.00	0.00	0.00	0.00	-200.00
2157	Officials - Girls Golf	0.00	0.00	0.00	0.00	0.00
2158	Prof. Development - Girls Golf	0.00	0.00	0.00	0.00	0.00
2159	Scouting - Girls Golf	0.00	0.00	0.00	0.00	0.00
2160	Security - Girls Golf	0.00	0.00	0.00	0.00	0.00
2161	Transportation - Girls Golf	-1,364.44	0.00	78.36	0.00	-1,442.80
2162	Uniforms/Apparel - Girls Golf	0.00	0.00	0.00	0.00	0.00
2163	Misc. Expenditures - Girls Golf	0.00	0.00	0.00	0.00	0.00
2201	Awards - Girls Soccer	0.00	0.00	0.00	0.00	0.00
2202	Camps - Girls Soccer	14,476.19	1,650.60	0.00	0.00	16,126.79
2203	Entry Fees - Girls Soccer	0.00	0.00	0.00	0.00	0.00
2204	Equipment - Girls Soccer	0.00	0.00	0.00	0.00	0.00
2205	Lodging - Girls Soccer	0.00	0.00	0.00	0.00	0.00

Current Cash Balance

Sorted by Site ID, Group ID, Activity ID.
From 11/01/2021 to 11/30/2021.

Site ID Group ID	Site Name Group Name	Activity Name	Beginning Cash	Receipts	Disbursements	Adjustments	Cash Balance
2206		Meals - Girls Soccer	0.00	0.00	0.00	0.00	0.00
2207		Officials - Girls Soccer	-110.00	0.00	0.00	0.00	-110.00
2208		Prof. Development - Girls Soccer	0.00	0.00	0.00	0.00	0.00
2209		Scouting - Girls Soccer	0.00	0.00	0.00	0.00	0.00
2210		Security - Girls Soccer	0.00	0.00	0.00	0.00	0.00
2211		Transportation - Girls Soccer	0.00	0.00	0.00	0.00	0.00
2212		Uniforms/Apparel - Girls Soccer	75.00	0.00	0.00	0.00	75.00
2213		Misc. Expenditures - Girls Soccer	0.00	0.00	0.00	0.00	0.00
2251		Awards - Girls Swimming	0.00	0.00	0.00	0.00	0.00
2252		Camps - Girls Swimming	7,311.84	2,262.50	0.00	0.00	9,574.34
2253		Entry Fees - Girls Swimming	0.00	0.00	0.00	0.00	0.00
2254		Equipment - Girls Swimming	0.00	0.00	0.00	0.00	0.00
2255		Lodging - Girls Swimming	0.00	0.00	0.00	0.00	0.00
2256		Meals - Girls Swimming	0.00	0.00	0.00	0.00	0.00
2257		Officials - Girls Swimming	0.00	0.00	0.00	0.00	0.00
2258		Prof. Development - Girls Swimming	0.00	0.00	0.00	0.00	0.00
2259		Scouting - Girls Swimming	0.00	0.00	0.00	0.00	0.00
2260		Security - Girls Swimming	0.00	0.00	0.00	0.00	0.00
2261		Transportation - Girls Swimming	0.00	0.00	0.00	0.00	0.00
2262		Uniforms/Apparel - Girls Swimming	0.00	0.00	0.00	0.00	0.00
2263		Misc. Expenditures - Girls Swimming	0.00	0.00	0.00	0.00	0.00
2301		Awards - Girls Tennis	0.00	0.00	0.00	0.00	0.00
2302		Camps - Girls Tennis	5,225.64	0.00	0.00	0.00	5,225.64
2303		Entry Fees - Girls Tennis	0.00	0.00	0.00	0.00	0.00
2304		Equipment - Girls Tennis	-537.60	0.00	0.00	0.00	-537.60
2305		Lodging - Girls Tennis	0.00	0.00	0.00	0.00	0.00
2306		Meals - Girls Tennis	0.00	0.00	0.00	0.00	0.00
2307		Officials - Girls Tennis	0.00	0.00	0.00	0.00	0.00
2308		Prof. Development - Girls Tennis	0.00	0.00	0.00	0.00	0.00
2309		Scouting - Girls Tennis	0.00	0.00	0.00	0.00	0.00
2310		Security - Girls Tennis	0.00	0.00	0.00	0.00	0.00
2311		Transportation - Girls Tennis	0.00	0.00	0.00	0.00	0.00
2312		Uniforms/Apparel - Girls Tennis	0.00	0.00	0.00	0.00	0.00
2313		Misc. Expenditures - Girls Tennis	0.00	0.00	0.00	0.00	0.00
2351		Awards - Girls Track	0.00	0.00	0.00	0.00	0.00
2352		Camps - Girls Track	585.11	0.00	0.00	0.00	585.11
2353		Entry Fees - Girls Track	0.00	0.00	0.00	0.00	0.00
2354		Equipment - Girls Track	0.00	0.00	0.00	0.00	0.00
2355		Lodging - Girls Track	0.00	0.00	0.00	0.00	0.00
2356		Meals - Girls Track	0.00	0.00	0.00	0.00	0.00
2357		Officials - Girls Track	0.00	0.00	0.00	0.00	0.00
2358		Prof. Development - Girls Track	0.00	0.00	0.00	0.00	0.00
2359		Scouting - Girls Track	0.00	0.00	0.00	0.00	0.00
2360		Security - Girls Track	0.00	0.00	0.00	0.00	0.00
2361		Transportation - Girls Track	0.00	0.00	0.00	0.00	0.00

Current Cash Balance

Sorted by Site ID, Group ID, Activity ID,
From 11/01/2021 to 11/30/2021.

Site ID Group ID	Site Name Group Name	Activity Name	Beginning Cash	Receipts	Disbursements	Adjustments	Cash Balance
2362		Uniforms/Apparel - Girls Track	0.00	0.00	0.00	0.00	0.00
2363		Misc. Expenditures - Girls Track	0.00	0.00	0.00	0.00	0.00
2401		Awards - Girls Volleyball	-21.00	0.00	22.00	0.00	-43.00
2402		Camps - Girls Volleyball	10,035.51	784.00	826.68	0.00	9,992.83
2403		Entry Fees - Girls Volleyball	-505.00	0.00	0.00	0.00	-505.00
2404		Equipment - Girls Volleyball	0.00	0.00	0.00	0.00	0.00
2405		Lodging - Girls Volleyball	0.00	0.00	0.00	0.00	0.00
2406		Meals - Girls Volleyball	0.00	0.00	112.00	0.00	-112.00
2407		Officials - Girls Volleyball	-2,270.00	0.00	402.00	0.00	-2,672.00
2408		Prof. Development - Girls Volleyball	0.00	0.00	0.00	0.00	0.00
2409		Scouting - Girls Volleyball	0.00	0.00	0.00	0.00	0.00
2410		Security - Girls Volleyball	0.00	0.00	0.00	0.00	0.00
2411		Transportation - Girls Volleyball	-860.46	0.00	6,825.82	0.00	-7,686.28
2412		Uniforms/Apparel - Girls Volleyball	0.00	0.00	0.00	0.00	0.00
2413		Misc. Expenditures - Girls Volleyball	-60.15	0.00	0.00	0.00	-60.15
2451		Awards - Girls Softball	-14.00	0.00	0.00	0.00	-14.00
2452		Camps - Girls Softball	-923.69	0.00	1,187.27	3,080.06	969.10
2453		Entry Fees - Girls Softball	-1,030.00	0.00	0.00	0.00	-1,030.00
2454		Equipment - Girls Softball	0.00	0.00	0.00	0.00	0.00
2455		Lodging - Girls Softball	0.00	0.00	0.00	0.00	0.00
2456		Meals - Girls Softball	0.00	0.00	0.00	0.00	0.00
2457		Officials - Girls Softball	-1,380.00	0.00	0.00	0.00	-1,380.00
2458		Prof. Development - Girls Softball	0.00	0.00	0.00	0.00	0.00
2459		Scouting - Girls Softball	0.00	0.00	0.00	0.00	0.00
2460		Security - Girls Softball	0.00	0.00	0.00	0.00	0.00
2461		Transportation - Girls Softball	-1,723.74	0.00	0.00	0.00	-1,723.74
2462		Uniforms/Apparel - Girls Softball	0.00	0.00	0.00	0.00	0.00
2463		Misc. Expenditures - Girls Softball	0.00	0.00	0.00	0.00	0.00
2501		Awards-Girls Bowling	0.00	0.00	0.00	0.00	0.00
2502		Camps-Girls Bowling	0.04	0.00	170.38	0.00	-170.34
2503		Entry Fees-Girls Bowling	0.00	0.00	0.00	0.00	0.00
2504		Equipment-Girls Bowling	0.00	0.00	0.00	0.00	0.00
2505		Lodging-Girls Bowling	0.00	0.00	0.00	0.00	0.00
2506		Meals-Girls Bowling	0.00	0.00	0.00	0.00	0.00
2507		Officials-Girls Bowling	0.00	0.00	0.00	0.00	0.00
2508		Professional Development-Girls Bowling	0.00	0.00	0.00	0.00	0.00
2509		Scouting-Girls Bowling	0.00	0.00	0.00	0.00	0.00
2510		Security-Girls Bowling	0.00	0.00	0.00	0.00	0.00
2511		Transportation-Girls Bowling	0.00	0.00	0.00	0.00	0.00
2512		Uniforms/Apparel-Girls Bowling	0.00	0.00	0.00	0.00	0.00
2513		Misc. Expenditures-Girls Bowling	0.00	0.00	0.00	0.00	0.00
2551		Awards-Girls Wrestling	0.00	0.00	0.00	0.00	0.00
2552		Camps-Girls Wrestling	0.00	0.00	0.00	0.00	0.00
2553		Entry Fees-Girls Wrestling	0.00	0.00	0.00	0.00	0.00
2554		Equipment-Girls Wrestling	0.00	0.00	0.00	0.00	0.00

Current Cash Balance

Sorted by Site ID, Group ID, Activity ID.
From 11/01/2021 to 11/30/2021.

Site ID Group ID	Site Name Group Name	Activity ID	Activity Name	Beginning Cash	Receipts	Disbursements	Adjustments	Cash Balance
2555			Lodging-Girls Wrestling	0.00	0.00	0.00	0.00	0.00
2556			Meals-Girls Wrestling	0.00	0.00	0.00	0.00	0.00
2557			Officials-Girls Wrestling	0.00	0.00	0.00	0.00	0.00
2558			Prof. Development-Girls Wrestling	0.00	0.00	0.00	0.00	0.00
2559			Scouting-Girls Wrestling	0.00	0.00	0.00	0.00	0.00
2560			Security-Girls Wrestling	0.00	0.00	0.00	0.00	0.00
2561			Transportation-Girls Wrestling	0.00	0.00	0.00	0.00	0.00
2562			Uniforms/Apparel-Girls Wrestling	0.00	0.00	0.00	0.00	0.00
2563			Misc Expenditures-Girls Wrestling	0.00	0.00	0.00	0.00	0.00
2601			Awards-Girls Unified Sports	0.00	0.00	0.00	0.00	0.00
2602			Camps-Girls Unified Sports	1,607.75	150.00	0.00	0.00	1,757.75
2603			Entry Fees-Girls Unified Sports	0.00	75.00	25.00	0.00	50.00
2604			Equipment-Girls Unified Sports	0.00	0.00	0.00	0.00	0.00
2605			Lodging-Girls Unified Sports	0.00	0.00	0.00	0.00	0.00
2606			Meals-Girls Unified Sports	0.00	0.00	0.00	0.00	0.00
2607			Officials-Girls Unified Sports	0.00	0.00	0.00	0.00	0.00
2608			Prof. Development-Girls Unified Sports	0.00	0.00	0.00	0.00	0.00
2609			Scouting-Girls Unified Sports	0.00	0.00	0.00	0.00	0.00
2610			Security-Girls Unified Sports	0.00	0.00	0.00	0.00	0.00
2611			Transportation-Girls Unified Sports	0.00	0.00	0.00	0.00	0.00
2612			Uniforms/Apparel-Girls Unified Sports	0.00	0.00	0.00	0.00	0.00
2613			Misc. Expenditures-Girls Unified Sports	0.00	0.00	0.00	0.00	0.00
B Totals:				26,028.59	6,380.10	13,374.14	3,080.06	22,114.61

Current Cash Balance

Sorted by Site ID, Group ID, Activity ID.

From 11/01/2021 to 11/30/2021.

Site ID Group ID	Site Name Group Name	Activity Name	Beginning Cash	Receipts	Disbursements	Adjustments	Cash Balance
C	Athletics-Boys						
3012		Uniforms/Apparel - Boys	0.00	0.00	0.00	0.00	0.00
3051		Awards - Boys Basketball	0.00	0.00	0.00	0.00	0.00
3052		Camps - Boys Basketball	2,530.40	0.00	2,883.17	0.00	-352.77
3053		Entry Fees - Boys Basketball	0.00	0.00	100.00	0.00	-100.00
3054		Equipment - Boys Basketball	-1,862.76	0.00	29.70	0.00	-1,892.46
3055		Lodging - Boys Basketball	0.00	0.00	0.00	0.00	0.00
3056		Meals - Boys Basketball	0.00	0.00	0.00	0.00	0.00
3057		Officials - Boys Basketball	0.00	0.00	0.00	0.00	0.00
3058		Prof. Development - Boys Basketball	0.00	0.00	0.00	0.00	0.00
3059		Scouting - Boys Basketball	0.00	0.00	0.00	0.00	0.00
3060		Security - Boys Basketball	0.00	0.00	0.00	0.00	0.00
3061		Transportation - Boys Basketball	0.00	0.00	0.00	0.00	0.00
3062		Uniforms/Apparel - Boys Basketball	0.00	0.00	0.00	0.00	0.00
3063		Misc. Expenditures - Boys Basketball	0.00	0.00	0.00	0.00	0.00
3101		Awards - Boys Cross Country	0.00	0.00	40.12	0.00	-40.12
3102		Camps - Boys Cross Country	1,042.26	0.00	230.00	0.00	812.26
3103		Entry Fees - Boys Cross Country	-930.00	745.00	150.00	0.00	-335.00
3104		Equipment - Boys Cross Country	0.00	0.00	0.00	0.00	0.00
3105		Lodging - Boys Cross Country	0.00	0.00	0.00	0.00	0.00
3106		Meals - Boys Cross Country	-78.00	0.00	0.00	0.00	-78.00
3107		Officials - Boys Cross Country	0.00	0.00	0.00	0.00	0.00
3108		Prof. Development - Boys Cross Country	0.00	0.00	0.00	0.00	0.00
3109		Scouting - Boys Cross Country	0.00	0.00	0.00	0.00	0.00
3110		Security - Boys Cross Country	0.00	0.00	0.00	0.00	0.00
3111		Transportation - Boys Cross Country	-762.97	0.00	850.00	0.00	-1,612.97
3112		Uniforms/Apparel - Boys Cross Country	-448.18	0.00	0.00	0.00	-448.18
3113		Misc. Expenditures - Boys Cross Country	-252.50	0.00	172.50	0.00	-425.00
3151		Awards - Boys Golf	0.00	0.00	0.00	0.00	0.00
3152		Camps - Boys Golf	1,743.73	0.00	0.00	0.00	1,743.73
3153		Entry Fees - Boys Golf	0.00	0.00	1,880.00	0.00	-1,880.00
3154		Equipment - Boys Golf	0.00	0.00	0.00	0.00	0.00
3155		Lodging - Boys Golf	0.00	0.00	0.00	0.00	0.00
3156		Meals - Boys Golf	0.00	0.00	207.58	0.00	-207.58
3157		Officials - Boys Golf	0.00	0.00	0.00	0.00	0.00
3158		Prof. Development - Boys Golf	0.00	0.00	0.00	0.00	0.00
3159		Scouting - Boys Golf	0.00	0.00	0.00	0.00	0.00
3160		Security - Boys Golf	0.00	0.00	0.00	0.00	0.00
3161		Transportation - Boys Golf	0.00	0.00	0.00	0.00	0.00
3162		Uniforms/Apparel - Boys Golf	0.00	0.00	0.00	0.00	0.00
3163		Misc. Expenditures - Boys Golf	0.00	0.00	0.00	0.00	0.00
3201		Awards - Boys Soccer	0.00	0.00	0.00	0.00	0.00
3202		Camps - Boys Soccer	3,056.94	80.00	1,725.00	0.00	1,411.94
3203		Entry Fees - Boys Soccer	0.00	0.00	0.00	0.00	0.00
3204		Equipment - Boys Soccer	0.00	0.00	0.00	0.00	0.00

Current Cash Balance

Sorted by Site ID, Group ID, Activity ID.
From 11/01/2021 to 11/30/2021.

Site ID Group ID	Site Name Group Name	Activity Name	Beginning Cash	Receipts	Disbursements	Adjustments	Cash Balance
3205		Lodging - Boys Soccer	0.00	0.00	0.00	0.00	0.00
3206		Meals - Boys Soccer	0.00	0.00	0.00	0.00	0.00
3207		Officials - Boys Soccer	0.00	0.00	0.00	0.00	0.00
3208		Prof. Development - Boys Soccer	0.00	0.00	0.00	0.00	0.00
3209		Scouting - Boys Soccer	0.00	0.00	0.00	0.00	0.00
3210		Security - Boys Soccer	0.00	0.00	0.00	0.00	0.00
3211		Transportation - Boys Soccer	0.00	0.00	0.00	0.00	0.00
3212		Uniforms/Apparel - Boys Soccer	0.00	0.00	0.00	0.00	0.00
3213		Misc. Expenditures - Boys Soccer	0.00	0.00	0.00	0.00	0.00
3251		Awards - Boys Swimming	0.00	0.00	0.00	0.00	0.00
3252		Camps - Boys Swimming	7,311.80	2,262.50	0.00	0.00	9,574.30
3253		Entry Fees - Boys Swimming	0.00	0.00	0.00	0.00	0.00
3254		Equipment - Boys Swimming	0.00	0.00	0.00	0.00	0.00
3255		Lodging - Boys Swimming	0.00	0.00	0.00	0.00	0.00
3256		Meals - Boys Swimming	0.00	0.00	0.00	0.00	0.00
3257		Officials - Boys Swimming	0.00	0.00	0.00	0.00	0.00
3258		Prof. Development - Boys Swimming	0.00	0.00	0.00	0.00	0.00
3259		Scouting - Boys Swimming	0.00	0.00	0.00	0.00	0.00
3260		Security - Boys Swimming	0.00	0.00	0.00	0.00	0.00
3261		Transportation - Boys Swimming	0.00	0.00	0.00	0.00	0.00
3262		Uniforms/Apparels - Boys Swimming	0.00	0.00	0.00	0.00	0.00
3263		Misc. Expenditures - Boys Swimming	0.00	0.00	0.00	0.00	0.00
3301		Awards - Boys Tennis	-17.50	0.00	0.00	0.00	-17.50
3302		Camps - Boys Tennis	6,511.92	0.00	1,811.71	0.00	4,700.21
3303		Entry Fees - Boys Tennis	-975.00	1,375.00	0.00	0.00	400.00
3304		Equipment - Boys Tennis	-537.60	0.00	0.00	0.00	-537.60
3305		Lodging - Boys Tennis	0.00	0.00	0.00	0.00	0.00
3306		Meals - Boys Tennis	-144.79	0.00	0.00	0.00	-144.79
3307		Officials - Boys Tennis	0.00	0.00	0.00	0.00	0.00
3308		Prof. Development - Boys Tennis	0.00	0.00	0.00	0.00	0.00
3309		Scouting - Boys Tennis	0.00	0.00	0.00	0.00	0.00
3310		Security - Boys Tennis	0.00	0.00	0.00	0.00	0.00
3311		Transportation - Boys Tennis	-76.46	0.00	0.00	0.00	-76.46
3312		Uniforms/Apparel - Boys Tennis	0.00	0.00	378.00	0.00	-378.00
3313		Misc. Expenditures - Boys Tennis	0.00	0.00	0.00	0.00	0.00
3351		Awards - Boys Track	0.00	0.00	0.00	0.00	0.00
3352		Camps - Boys Track	1,839.42	0.00	0.00	0.00	1,839.42
3353		Entry Fees - Boys Track	0.00	0.00	0.00	0.00	0.00
3354		Equipment - Boys Track	0.00	0.00	0.00	0.00	0.00
3355		Lodging - Boys Track	0.00	0.00	0.00	0.00	0.00
3356		Meals - Boys Track	0.00	0.00	0.00	0.00	0.00
3357		Officials - Boys Track	0.00	0.00	0.00	0.00	0.00
3358		Prof. Development - Boys Track	0.00	0.00	0.00	0.00	0.00
3359		Scouting - Boys Track	0.00	0.00	0.00	0.00	0.00
3360		Security - Boys Track	0.00	0.00	0.00	0.00	0.00

Current Cash Balance

Sorted by Site ID, Group ID, Activity ID.
From 11/01/2021 to 11/30/2021.

Site ID Group ID	Site Name Group Name	Activity ID	Activity Name	Beginning Cash	Receipts	Disbursements	Adjustments	Cash Balance
3361			Transportation - Boys Track	0.00	0.00	0.00	0.00	0.00
3362			Uniforms/Apparel - Boys Track	0.00	0.00	0.00	0.00	0.00
3363			Misc. Expenditures - Boys Track	0.00	0.00	0.00	0.00	0.00
3401			Awards-Boys Bowling	0.00	0.00	0.00	0.00	0.00
3402			Camps-Boys Bowling	0.00	100.36	355.94	0.00	-255.58
3403			Entry Fees-Boys Bowling	0.00	0.00	0.00	0.00	0.00
3404			Equipment-Boys Bowling	0.00	0.00	0.00	0.00	0.00
3405			Lodging-Boys Bowling	0.00	0.00	0.00	0.00	0.00
3406			Meals-Boys Bowling	0.00	0.00	0.00	0.00	0.00
3407			Officials-Boys Bowling	0.00	0.00	0.00	0.00	0.00
3408			Prof. Development-Boys Bowling	0.00	0.00	0.00	0.00	0.00
3409			Scouting-Boys Bowling	0.00	0.00	0.00	0.00	0.00
3410			Security-Boys Bowling	0.00	0.00	0.00	0.00	0.00
3411			Transportation-Boys Bowling	0.00	0.00	0.00	0.00	0.00
3412			Uniforms-Apparel-Boys Bowling	0.00	0.00	0.00	0.00	0.00
3413			Misc. Expenditures-Boys Bowling	0.00	0.00	0.00	0.00	0.00
3451			Awards - Boys Baseball	0.00	0.00	0.00	0.00	0.00
3452			Camps - Boys Baseball	526.31	0.00	489.26	0.00	37.05
3453			Entry Fees - Boys Baseball	0.00	0.00	0.00	0.00	0.00
3454			Equipment - Boys Baseball	0.00	0.00	0.00	0.00	0.00
3455			Lodging - Boys Baseball	0.00	0.00	0.00	0.00	0.00
3456			Meals - Boys Baseball	0.00	0.00	0.00	0.00	0.00
3457			Officials - Boys Baseball	0.00	0.00	0.00	0.00	0.00
3458			Prof. Development - Boys Baseball	0.00	0.00	0.00	0.00	0.00
3459			Scouting - Boys Baseball	0.00	0.00	0.00	0.00	0.00
3460			Security - Boys Baseball	0.00	0.00	0.00	0.00	0.00
3461			Transportation - Boys Baseball	0.00	0.00	0.00	0.00	0.00
3462			Uniforms/Apparel - Boys Baseball	0.00	0.00	0.00	0.00	0.00
3463			Misc. Expenditures - Boys Baseball	0.00	0.00	0.00	0.00	0.00
3501			Awards - Boys Football	0.00	0.00	0.00	0.00	0.00
3502			Camps - Boys Football	682.40	924.00	6,177.40	12,313.65	7,742.65
3503			Entry Fees - Boys Football	0.00	0.00	0.00	0.00	0.00
3504			Equipment - Boys Football	-7,091.45	0.00	255.97	0.00	-7,347.42
3505			Lodging - Boys Football	0.00	0.00	0.00	0.00	0.00
3506			Meals - Boys Football	0.00	0.00	0.00	0.00	0.00
3507			Officials - Boys Football	-6,109.64	0.00	0.00	0.00	-6,109.64
3508			Prof. Development - Boys Football	0.00	0.00	0.00	0.00	0.00
3509			Scouting - Boys Football	0.00	0.00	0.00	0.00	0.00
3510			Security - Boys Football	-2,300.00	0.00	0.00	0.00	-2,300.00
3511			Transportation - Boys Football	-4,990.80	0.00	1,072.36	0.00	-6,063.16
3512			Uniforms/Apparel - Boys Football	0.00	0.00	0.00	0.00	0.00
3513			Misc Expenditures-Boys Football	-728.80	0.00	240.00	0.00	-968.80
3551			Awards - Boys Wrestling	0.00	0.00	0.00	0.00	0.00
3552			Camps - Boys Wrestling	1,697.63	0.00	3,273.58	660.00	-915.95
3553			Entry Fees - Boys Wrestling	1,170.00	0.00	0.00	0.00	1,170.00

Current Cash Balance

Sorted by Site ID, Group ID, Activity ID.
From 11/01/2021 to 11/30/2021.

Site ID Group ID	Site Name Group Name	Activity ID	Activity Name	Beginning Cash	Receipts	Disbursements	Adjustments	Cash Balance
3554			Equipment - Boys Wrestling	0.00	0.00	587.90	0.00	-587.90
3555			Lodging - Boys Wrestling	0.00	0.00	0.00	0.00	0.00
3556			Meals - Boys Wrestling	0.00	0.00	0.00	0.00	0.00
3557			Officials - Boys Wrestling	0.00	0.00	0.00	0.00	0.00
3558			Prof. Development - Boys Wrestling	0.00	0.00	0.00	0.00	0.00
3559			Scouting - Boys Wrestling	0.00	0.00	0.00	0.00	0.00
3560			Security - Boys Wrestling	0.00	0.00	0.00	0.00	0.00
3561			Transportation - Boys Wrestling	0.00	0.00	0.00	0.00	0.00
3562			Uniforms/Apparel - Boys Wrestling	0.00	0.00	0.00	0.00	0.00
3563			Misc. Expenditures - Boys Wrestling	0.00	0.00	0.00	0.00	0.00
3564			Wrestling-Metro Coaches Association	550.00	0.00	0.00	0.00	550.00
3601			Awards-Boys Unified Sports	0.00	0.00	0.00	0.00	0.00
3602			Camps-Boys Unified Sports	1,557.70	150.00	0.00	0.00	1,707.70
3603			Entry Fees-Boys Unified Sports	0.00	75.00	25.00	0.00	50.00
3604			Equipment-Boys Unified Sports	0.00	0.00	0.00	0.00	0.00
3605			Lodging-Boys Unified Sports	0.00	0.00	0.00	0.00	0.00
3606			Meals-Boys Unified Sports	0.00	0.00	0.00	0.00	0.00
3607			Officials-Boys Unified Sports	0.00	0.00	0.00	0.00	0.00
3608			Prof. Development-Boys Unified Sports	0.00	0.00	0.00	0.00	0.00
3609			Scouting-Boys Unified Sports	0.00	0.00	0.00	0.00	0.00
3610			Security-Boys Unified Sports	0.00	0.00	0.00	0.00	0.00
3611			Transportation-Boys Unified Sports	0.00	0.00	0.00	0.00	0.00
3612			Uniforms/Apparel-Boys Unified Sports	0.00	0.00	0.00	0.00	0.00
3613			Misc. Expenditures-Boys Unified Sports	0.00	0.00	0.00	0.00	0.00
C Totals:				2,914.06	5,711.86	22,935.19	12,973.65	-1,335.62

Current Cash Balance

Sorted by Site ID, Group ID, Activity ID.
From 11/01/2021 to 11/30/2021.

Site ID Group ID	Site Name Group Name	Activity ID	Activity Name	Beginning Cash	Receipts	Disbursements	Adjustments	Cash Balance
D	CLUBS AND ORGANIZATIONS							
4010	40 Assets			0.00	0.00	0.00	0.00	0.00
4012	Wildcat Service Club			527.80	0.00	389.77	0.00	138.03
4030	Interact Club			0.00	0.00	0.00	0.00	0.00
4040	Art			8,685.28	0.00	0.00	0.00	8,685.28
4060	Band			37,592.54	70.33	28,439.37	4,040.00	13,263.50
4061	Band Uniforms			3,186.14	372.65	442.45	0.00	3,116.34
4062	Band Trip			7,159.79	670.00	1,514.50	270.00	6,585.29
4110	Cheerleading			-5,862.50	0.00	0.00	3,710.00	-2,152.50
4111	Cheerleading-Varsity			626.01	0.00	294.77	187.00	518.24
4112	Cheerleading-JV			3,388.57	0.00	0.00	-3,120.00	268.57
4113	Cheerleading-Freshman			2,135.76	0.00	0.00	-590.00	1,545.76
4115	Uniforms-Cheer/Dance			0.00	0.00	0.00	0.00	0.00
4140	Choir			19.15	1,248.00	1,517.45	851.00	600.70
4141	Choir Trip			0.00	0.00	0.00	0.00	0.00
4160	Construction			5,268.32	0.00	121.99	1,234.50	6,380.83
4180	Culinary			1,414.89	0.00	0.00	0.00	1,414.89
4185	Cycling			1,137.07	3,028.35	198.58	0.00	3,966.84
4190	Dance			12,281.42	1,812.00	11,254.46	2,359.83	5,198.79
4200	Debate Team			5,874.02	0.00	1,842.47	0.00	4,031.55
4210	DECA			0.00	0.00	0.00	0.00	0.00
4214	Unified Activities			19,126.41	0.00	1,349.80	0.00	17,776.61
4215	Diversity			0.00	0.00	0.00	0.00	0.00
4220	Drama Club			12,411.22	2,454.14	11,778.00	1,263.00	4,350.36
4224	Computer Club			1,045.21	0.00	0.00	0.00	1,045.21
4225	Engineering			912.69	0.00	349.93	0.00	562.76
4226	Economics Club			980.00	0.00	0.00	0.00	980.00
4230	Environmental Club			1,161.18	0.00	0.00	0.00	1,161.18
4250	FCCLA			4,983.99	4,999.00	1,745.65	0.00	8,237.34
4251	FCCLA District 3			1,736.09	935.00	1,426.25	590.00	1,834.84
4260	FCS Club			0.00	0.00	0.00	0.00	0.00
4290	Forensics			2,357.77	597.00	612.75	0.00	2,342.02
4310	French Club			1,855.73	0.00	17.80	0.00	1,837.93
4320	Educators Rising			3,392.84	125.45	0.00	320.00	3,838.29
4325	Gaming Club			30.45	0.00	0.00	0.00	30.45
4340	German Club			12.35	0.00	0.00	0.00	12.35
4365	HOSA			12,349.36	0.00	1,159.00	140.00	11,330.36
4370	Industrial Arts			0.00	0.00	0.00	0.00	0.00
4380	International Club			0.00	0.00	0.00	0.00	0.00
4390	Intramurals			0.00	0.00	0.00	0.00	0.00
4395	Invisible Children-WHS			0.00	0.00	0.00	0.00	0.00
4400	Japanese Club			0.00	0.00	0.00	0.00	0.00
4410	Junior Class			16,425.50	0.00	0.00	0.00	16,425.50
4415	Justice League			0.00	0.00	0.00	0.00	0.00
4420	Key Club			1,651.09	0.00	0.00	765.00	2,416.09

Current Cash Balance

Sorted by Site ID, Group ID, Activity ID.
From 11/01/2021 to 11/30/2021.

Site ID Group ID	Site Name Group Name	Activity ID	Activity Name	Beginning Cash	Receipts	Disbursements	Adjustments	Cash Balance
4421			Knitting and Crocheting Club	62.45	0.00	0.00	0.00	62.45
4425			LaCrosse Boys	20.00	0.00	0.00	0.00	20.00
4426			LaCrosse Girls	0.00	0.00	0.00	0.00	0.00
4440			Leadership Club	-2,306.79	0.00	64.92	0.00	-2,371.71
4460			Literary Magazine	85.00	0.00	0.00	0.00	85.00
4470			Manufacturing	3,213.50	0.00	0.00	550.00	3,763.50
4480			Mascot Team	0.00	0.00	0.00	0.00	0.00
4485			Math Club	64.92	0.00	0.00	0.00	64.92
4490			M-Club	0.00	0.00	0.00	0.00	0.00
4491			Millard United Rugby	0.00	0.00	0.00	0.00	0.00
4500			Music	2,605.29	0.00	0.00	0.00	2,605.29
4501			Music-Auditorium	0.00	0.00	0.00	0.00	0.00
4502			Music-Donations	0.00	0.00	0.00	0.00	0.00
4503			Music-Musicals	14,492.73	19,551.50	8,584.24	105.00	25,564.99
4510			National Honor Society	3,564.82	0.00	0.00	0.00	3,564.82
4520			Newspaper	227.08	0.00	0.00	0.00	227.08
4530			Orchestra	713.28	500.00	38.07	380.00	1,555.21
4531			Orchestra Trip	-2,292.85	0.00	0.00	0.00	-2,292.85
4540			Other Clubs	0.00	0.00	0.00	0.00	0.00
4570			Play Production	9,008.32	0.00	0.00	0.00	9,008.32
4605			Power Robotics	1,165.29	0.00	98.14	35.00	1,102.15
4610			SAFE/DARE/Drug Free	0.00	0.00	0.00	0.00	0.00
4630			Science Club	147.16	0.00	0.00	0.00	147.16
4640			Senior Class	2,646.33	0.00	0.00	0.00	2,646.33
4645			Show Choir	96,314.70	6,542.00	25,785.24	3,696.38	80,767.84
4646			Show Choir Competition	0.00	0.00	0.00	0.00	0.00
4648			Show Choir Reserve	0.00	0.00	0.00	0.00	0.00
4650			Skills USA	1,246.76	0.00	0.00	0.00	1,246.76
4660			Spanish Club	0.00	0.00	0.00	0.00	0.00
4662			Sociedad Honoraria Hispanica	1,754.28	1,075.75	1,100.00	0.00	1,730.03
4690			Spirit Shop	16,912.07	1,658.00	4,523.90	0.00	14,046.17
4700			STUCO Workshops	157.93	0.00	0.00	0.00	157.93
4710			Student Council	60,278.55	0.00	51.94	0.00	60,226.61
4725			Theater Workshop	300.00	0.00	0.00	0.00	300.00
4760			World Language	0.00	0.00	0.00	0.00	0.00
4770			Yearbook	118,296.76	12,080.00	429.46	0.00	129,947.30
4780			Youth to Youth	0.00	0.00	0.00	0.00	0.00
D Totals:				492,543.72	57,719.17	105,130.90	16,786.71	461,918.70

Current Cash Balance

Sorted by Site ID, Group ID, Activity ID.
From 11/01/2021 to 11/30/2021.

Site ID Group ID	Site Name Group Name	Activity ID	Activity Name	Beginning Cash	Receipts	Disbursements	Adjustments	Cash Balance
E	ADMINISTRATIVE CUSTODIAL							
	5010		After Prom	118.00	0.00	0.00	0.00	118.00
	5020		Fines	-1,340.46	0.00	0.00	0.00	-1,340.46
	5025		Fines - Library Book	174.66	31.58	0.00	0.00	206.24
	5027		Fines-Textbooks	148.56	35.88	0.00	0.00	184.44
	5030		Counseling Center	6,997.85	0.00	108.63	2,510.00	9,399.22
	5040		Fundraising-General	0.00	0.00	0.00	0.00	0.00
	5055		Hall of Fame	0.00	0.00	0.00	0.00	0.00
	5060		Hospitality	0.00	0.00	0.00	0.00	0.00
	5070		Library	1,245.47	0.00	100.46	0.00	1,145.01
	5110		Other Student Activities	35.00	0.00	0.00	0.00	35.00
	5115		Field Trips-Curriculum Related	0.00	0.00	0.00	0.00	0.00
	5120		P.E.	86.00	0.00	0.00	0.00	86.00
	5130		Parking	40,224.27	980.00	8,975.75	0.00	32,228.52
	5140		PayBac	0.00	0.00	0.00	0.00	0.00
	5150		Pool Maintenance	0.00	0.00	0.00	0.00	0.00
	5160		PSAT Exam	2,988.86	0.00	0.00	0.00	2,988.86
	5180		Teacher Fund/Grants	1,838.36	0.00	0.00	0.00	1,838.36
	5185		Technology	4,093.97	0.00	116.35	0.00	3,977.62
	5190		Transcripts	2,510.00	5.00	0.00	-2,510.00	5.00
	5205		Vocational	80.00	0.00	0.00	0.00	80.00
	E Totals:			59,200.54	1,052.46	9,301.19	0.00	50,951.81
Q	STUDENT FEE FUND							
	7090		ACP (SpEd) Trips	0.00	0.00	0.00	0.00	0.00
	7160		Participation Fees - Athletics	31,742.50	75.00	0.00	1,075.00	32,892.50
	7161		Activity-Athletic Pass	2,210.00	1,040.00	0.00	-2,795.00	455.00
	7170		Participation Fees - Clubs & Orgs	13.55	17,763.16	0.00	-17,776.71	0.00
	7190		Field Trips	312.42	130.00	355.93	0.00	86.49
	7900		Field Trips-Other	0.00	0.00	0.00	0.00	0.00
	Q Totals:			34,278.47	19,008.16	355.93	-19,496.71	33,433.99
R	AP/IB EXAMS							
	8010		AP Exams	26,217.30	6,528.00	0.00	0.00	32,745.30
	R Totals:			26,217.30	6,528.00	0.00	0.00	32,745.30

Current Cash Balance

Sorted by Site ID, Group ID, Activity ID,
From 11/01/2021 to 11/30/2021.

Site ID Group ID	Site Name Group Name	Activity ID	Activity Name	Beginning Cash	Receipts	Disbursements	Adjustments	Cash Balance
S	ATHLETIC							
		9010	Gate Receipts	74,893.01	34.00	2,981.15	0.00	71,945.86
		9020	Cash Reserve	293,795.29	0.00	5,513.00	0.00	288,282.29
		9030	Concessions	18,577.85	952.00	679.52	0.00	18,850.33
		9040	Tickets	46,580.00	0.00	0.00	1,720.00	48,300.00
		9050	Athletic-General	4,925.48	67.84	2,194.56	0.00	2,798.76
		9060	Athletic Director	1,377.01	0.00	679.59	0.00	697.42
		9070	Miscellaneous Receipts	0.00	0.00	0.00	0.00	0.00
		9080	Fundraising-Athletic	1,305.00	5,000.00	0.00	0.00	6,305.00
		9090	Strength & Conditioning	0.00	0.00	0.00	0.00	0.00
		9100	Athletic Training	-2,976.62	0.00	0.00	330.00	-2,646.62
		9110	Activities	-246.49	4,000.00	0.00	0.00	3,753.51
		9120	Booster Contributions-Girls	0.00	3,080.06	0.00	-3,080.06	0.00
		9130	Booster Contributions-Boys	0.00	12,313.65	0.00	-12,313.65	0.00
		9140	Metro Tournament	0.00	0.00	0.00	0.00	0.00
S Totals:				438,230.53	25,447.55	12,047.82	-13,343.71	438,286.55
WHS Activity Totals:				897,736.71	122,779.59	205,650.29	0.00	814,866.01

	Begin Balance	Transfers	Receipts	Disbursements	Adjustments	End Balance
WHS Checking:			122,779.59	205,650.29		
WHS Investment:						
WHS Bank Balances:	897,736.71		122,779.59	205,650.29	0.00	814,866.01

Current Cash Balance

Sorted by Site ID, Group ID, Activity ID
From 11/01/2021 to 11/30/2021.

Site ID	Site Name	Beginning Cash	Receipts	Disbursements	Adjustments	Cash Balance
Group ID	Group Name					
Activity ID	Activity Name					
Summer Millard Admin Summer School						
A ACTIVITY GENERAL						
1010	General Admin	3,925.89	0.04	0.00	0.00	3,925.93
1011	Elementary School Summer School	48.79	0.00	0.00	0.00	48.79
1012	Middle School Summer School	747.79	0.00	0.00	0.00	747.79
1013	Senior High Summer School	2,048.79	0.00	0.00	0.00	2,048.79
1018	School Pay Fees	-311.96	0.00	0.00	0.00	-311.96
A Totals:		6,459.30	0.04	0.00	0.00	6,459.34
Summer Activity Totals:		6,459.30	0.04	0.00	0.00	6,459.34

	Begin Balance	Transfers	Receipts	Disbursements	Adjustments	End Balance
Summer Checking:			0.04	0.00		
Summer Investment:						
Summer Bank Balances:	6,459.30		0.04	0.00	0.00	6,459.34

Committee Meeting Minutes January 10, 2022

The members of the Board of Education met as a Committee of the Whole on Monday, January 10, 2022 at the Don Stroh Administration Center, 5606 South 147th Street.

Board Vice President, Linda Poole called the meeting to order at 6:00 p.m. Mrs. Poole announced that the open meeting laws are posted and available for public inspection and it is now the proper time for public questions and comments on agenda items only. There were no requests to speak.

Board members present were: Stacy Jolley, Linda Poole, Mike Kennedy, Mike Pate, Dave Anderson, and Amanda McGill Johnson.

Awards were presented to Employees of the Month Tara Korshoj, Speech Pathologist at Kiewit Middle School and Rhonda Weber, Instructional Paraprofessional at Cottonwood Elementary.

Student Showcase highlighted All-State in football at Millard South High School.

Legislative Update

Executive Director of Activities, Athletics & External Affairs Nolan Beyer provided the board with a legislative update. Mr. Beyer said today is day 4 of the 60 day session. Mr. Beyer shared key dates with the board and said today debates began. Mr. Beyer said today Legislative Resolution 14 advanced today. Mr. Beyer said this bill has been brought several times in the past with little momentum so it was a bit surprising that it advanced.

Mr. Beyer said that Senator Linahan has prioritized LB 364 from last session, which is the opportunity scholarships bill. This bill now moves towards the top. Since Senator Linahan used her personal priority bill for this year on last year's bill and it will be on the floor within the next few days. Mr. Beyer said they are working on a vote count currently. He reminded the board that last year they had 18 votes against and they needed 17. If this bill doesn't pass then there is the possibility that a similar bill could be introduced and be made a committee priority bill. Mr. Beyer said they will prepare senators for a filibuster which is 8 hours again this year.

Mr. Beyer shared the following important dates with the board:

- January 13th - Governor Ricketts State of the State Address.
- January 18th - Public hearings begin.
- February 17th - Last Day to submit a letter requesting a Speaker priority bill. The Speaker gets 25 of these.
- February 22nd - Last Day for Committee and Senator Priority Bill Designation.
- February 28th - Economic Forecasting board meets.
- March 3rd - Last day of hearings.

Mr. Beyer said there are some concerns about time since this is a short session and a budget needs to be passed for the allocation of the federal CARES funding.

Mr. Beyer said they are watching two bills very closely. They are:

- LB890 - Tax Equity and Educational Opportunities Support Act which is the bill to replace TESSOA.
- LB891 - Change the distribution of sales tax revenue, school levy limitations, and other tax and school provisions.

Network & Cyber Security

Executive Director of Technology Dr. Kent Kingston provided the board with a technology update. He introduced Director of Digital Learning Dr. Curtis Case and Technology Manager Mr. Joe Kuehl.

Dr. Kingston and Mr. Kuehl shared several disaster recovery measures that have been implemented. Some of these include:

- Centralized Server Architecture - Centralizing the server at RWSSC.
- Disaster Recovery Site at ESU #3 where servers are backed up.
- Secondary Internet Link at RWSSC which will provide internet access if internet is unavailable though ESU #3.

- Established a UPS standard of 1-hour uptime
- CommVault Backup for Select Administrator laptops

Mr. Kuehl said a lot of work has been done with email security. Mr. Kuehl said Google has a lot of built in security but we are working with Fortmail Security to provide additional security. All email inbound and outbound goes through a “sandbox” to check data and authenticity. Dr. Kingston shared that we worked with UNO on a Phishing campaign. This campaign targeted administrators and support staff users. The results showed Millard inline with national averages. This campaign results lead to removing staff directories from the website since this made the information too easy to access. Mr. Kuehl also explained that Endpoint antivirus is geared for our servers and is used on all RWSSC servers. The servers are monitored by a team from FortiEDR as well as Millard’s tech team.

Mr. Kuehl provided updates on Network Segmentation, Firewalls and Content Filtering. Dr. Kingston also shared updates to end users such as required password changes and changes to local administrative rights on their devices. Dr. Kingston also shared updates that have been completed on card readers and the addition of cameras in server rooms to provide additional security.

Dr. Kingston shared next steps to continue to assess our security. Some of these projects include:

- BrightBytes Baseline
- UNO Capstone Project
 - Phishing Campaign for high level users
 - External Evaluation of mpsomaha.org
 - Internal Evaluation of a Windows Student One-to-One laptop
- Secure Sky Cloud Services Evaluation
 - Best Practices analysis of Google Workspace and Office 365
- Eagle Penetration Testing
 - Robust testing of our internal network
- ESU #3/Department of Homeland Security
- MS-ISAC Alerts

The meeting was adjourned at 7:26 p.m.


Chairman

**AGENDA SUMMARY
SHEET**

Agenda Item: Approval of Contract for Multiple Site Door and Frame Replacements

Meeting Date: January 17, 2022

**Background/
Description:** This is a summer project funded with the proceeds from the 2020 bond issue.

Copies of the architect's letter and the bid tab are attached. A representative from BCDM Architects will be present to answer any questions.

Action Desired: It is recommended that the contract for the multiple site door and frame replacements be awarded to Cormaci Construction in the amount of \$116,500 and that the Chief Financial Officer be authorized to execute any and all documents related to such project.

**Policy /
Strategic Plan
Reference:** N/A

Responsible Person(s): Chad Meisgeier, Chief Financial Officer

Superintendent's Signature:



27 December 2021

Mr. Chad Meisgeier
Millard Public Schools
Don Stroh Administration Center
5606 South 147th Street
Omaha, NE 68137

RE: MPS Multiple Site Door and Frame Replacements 2022
BCDM Project No. 3000-30

Dear Chad:

On December 21, 2021, bids were received for the above referenced project at the MPS Support Services Center. Per the attached bid tabulation sheet, two (2) bids were received with a **low bid of \$148,000 from Cormaci Construction**. The project construction budget was estimated at **\$75,000** with an architect's estimate of **\$95,000**.

Since the time of the bid opening, Cormaci has subsequently provided a **deductive bid proposal of (\$31,500)** to eliminate all of the proposed work at one of the five project sites (Abbott Elementary) in order to bring the low bid amount closer to the District's budget. This reduction then creates a revised total bid from Cormaci of **\$116,500**. We have reviewed this information with MPS staff and in light of the bid results of other MPS projects and the potential uncertainties of construction inflation down the road, we would **recommend a contract be awarded to Cormaci Construction in the amount of \$116,500 for the MPS Multiple Site Door and Frame Replacements 2022 Project**.

Upon your approval, we can proceed with the preparation of contracts. Please let me know if you should have any questions or concerns.

Sincerely,



Pat Carson
Architect, AIA

PC/mmm
Attachment: Bid Tab

e-copy: File: 3027-18_5-2



1015 North 98th Street, Suite 300
Omaha, NE 68114

BID TABULATION - MPS - MULTIPLE SITE DOOR AND FRAME REPLACEMENTS 2022

BCDM No. 3000-30

	K.C. PETERSEN CONSTRUCTION	CORMACI CONSTRUCTION
Lump Sum Base Bid	\$162,000	\$148,000
Bid Security	X	X
Addendum No. 1	X	X

**AGENDA SUMMARY
SHEET**

Agenda Item: Approval of Contract for Millard North Middle School Exterior Lighting Upgrade

Meeting Date: January 17, 2022

**Background/
Description:** This is a summer project funded with the proceeds from the 2020 bond issue.

Copies of the engineer's letter and the bid tab are attached. A representative from Morrissey Engineering will be present to answer any questions.

Action Desired: It is recommended that the contract for the Millard North Middle School exterior lighting upgrade be awarded to Allfab Electric in the amount of \$169,525 and that the Chief Financial Officer be authorized to execute any and all documents related to such project.

**Policy /
Strategic Plan
Reference:** N/A

Responsible Person(s): Chad Meisgeier, Chief Financial Officer

Superintendent's Signature:,



January 6, 2022

Millard Public Schools
5606 South 147th Street
Omaha, NE 68137

Attn: Steve Mainelli

Project #21383: Millard North Middle School Site Lighting Improvements
RE: Bid Proposals dated January 5, 2022

Mr. Mainelli:

Bids were received for the Millard North Middle School Site Lighting Improvements at MPS Support Services Center on January 5th, 2022 at 11:00 a.m. Per the attached bid tab, three bids were received. The low base bid was submitted by Allfab Electric in the amount of \$169,525 (one hundred sixty nine thousand five hundred twenty five dollars). Allfab is a newly formed company, but the Owner Kevin Lytle has successfully completed multiple projects for Morrissey Engineering at his previous company. Allfab has provided references for projects of similar size performed by Allfab which are attached.

The total bid amount of \$169,525 is lower than the original project estimate of \$225,000. We find this amount favorable.

Following discussions with district staff, we recommend awarding to Allfab in the amount of \$169,525 (one hundred sixty nine thousand five hundred twenty five dollars)

Allfab indicated on their Bid Proposal they would finish by July 29th, 2022 per the specifications.

Please advise if you require any additional information.

Sincerely,



Andrew Lang, PE

Enclosure

PROJECT: MPS North Middle School Site Lighting Improvements

BID DATE: 1/5/2022
BID TIME: 11:00 AM
MEI PROJECT NO.: 20246



BID TABULATION

BIDDERS	Base Bid			Bid Bond	Comments
Vierregger Electric	\$244,755			Y	
Allfab Electric	\$169,525			Y	
Superior Lighting	\$179,800			Y	

Bids to replace the existing interior lighting at North Middle School as described in construction documents dated 12/10/21



1/05/2022

Morrissey Engineering/ Millard Public Schools

Attn: Andy Lang

We appreciate the opportunity to provide you with a introduction of our company as well as provide you with some information regarding our company history. Although Allfab Electric itself was started in August 2021 and is a new name in the Omaha area electrical market, our experienced staff has been involved with managing and building a broad range of construction projects for well over 30 years. These projects range from service calls to large scale data center projects. With our financial strength and experienced staff we can assure you that we have a qualified team in place to take care of any of your project needs.

Company Overview:

August 2021- Allfab building is purchased



Allfab Electric was started with the vision in mind to be a small to medium sized electrical contracting firm that can provide quality electrical services for its long-term valued clients and its community. Since Allfab Electric inception we currently have approximately \$1.3 million dollars of new electrical projects and have also completed over \$400,000.00 of electrical installations. Allfab Electric is growing and currently has 5 full time employees.

In addition to our electrical construction, we also have a commercial plumbing division with 10 full time employees that can handle all your commercial plumbing needs and site utility work.



Current Awarded Electrical Projects In Progress:

Vetter Health Services – Papillion Manor renovation: \$1,085,910.00
 Steve Hansen 402-312-4824
 State of Nebraska – Louisville State Park Underground RV pedestal project: \$102,000.00
 Tiffany 402-471-0641
 Sharp Medical Office Design Build: \$50,000.00
 Vetbuilt Construction/ Josh Daly 402-881-5952

Long term Customer References:

Vetter Health Services – Steve Hansen 402-312-4824/ Katie Mantz 402-708-6704
 State of Nebraska Dept of Roads- Jim Laughlin 402-212-6242
 Robert Hancock Properties- John Hass 402-630-0421

Repeat clients we provide services for:

Walmart Locations (Nebraska and Iowa locations)
 Top Golf
 Alff Construction
 Prairie Flower Casino
 Vetter Health Facilities
 LDS Church (Nebraska and Iowa locations)
 Pederson Properties
 State of Nebraska

I hope the information we provided above gives you a better understanding of who we are as a company. We understand that we have a new business name in our community, but please be assured we have a long history of many successfully completed projects over the years. We would like this opportunity on this project to gain your confidence in our business and to become a trusted partner of yours.

Should you have any further questions please feel free to contact me at 402-510-2379

Sincerely,

Kevin Lytle
 President
 Allfab Electric

**AGENDA SUMMARY
SHEET**

- Agenda Item:** Approval of Contract for Millard North Middle School Rooftop Unit Replacement
- Meeting Date:** January 17, 2022
- Background/
Description:** This is a summer project funded with the proceeds from the 2020 bond issue.
- Copies of the engineer's letter and the bid tab are attached. A representative from Morrissey Engineering will be present to answer any questions.
- Action Desired:** It is recommended that the contract for the Millard North Middle School rooftop unit replacement be awarded to Helm Mechanical in the amount of \$119,499 and that the Chief Financial Officer be authorized to execute any and all documents related to such project.
- Policy /
Strategic Plan
Reference:** N/A
- Responsible Person(s):** Chad Meisgeier, Chief Financial Officer

Superintendent's Signature: ,



January 6, 2022

Millard Public Schools
5606 South 147th Street
Omaha, NE 68137

Attn: Chad Meisgeier

Project #21442: MPS North Middle School – RTU #1 Replacement

RE: Bid Proposals dated January 5, 2022

Chad:

Bids were received for the North Middle School RTU #1 Replacement project at the Support Services Center Conference Room on January 5, 2022 at 10:00 a.m. The project includes the replacement of one rooftop unit.

The MPS initial budget for the project was \$70,000. Morrissey's Engineering opinion of construction cost was \$132,000. This estimate accounted for current market conditions.

Per the attached bid tab, seven bids were received. The low bid was submitted by Helm Mechanical.

Helm Mechanical has not completed a project as the Prime Contractor for the District. They have successfully completed several projects at the sub-contractor level where Morrissey Engineering was the Engineer of Record. We have no reservations with proceeding with Helm Mechanical. Therefore, we are recommending accepting the bid from Helm Mechanical in the amount of \$119,499 (one hundred nineteen thousand four hundred ninety nine dollars).

Please advise if you require any additional information.

Sincerely,

Nate Sheets, P.E.
Partner

Enclosure

c: Steve Mainelli - Millard Public Schools

PROJECT: MPS North Middle School RTU #1 Replacement

BID DATE: 1/5/2022

BID TIME: 10:00 AM

MEI PROJECT NO.: 21442



BID TABULATION

BIDDER	Bid	Completion Date	Addendum #1	Bid Bond	Comments
Grunwald Mechanical	\$154,996	August 2022	Yes	Yes	RTU Manufacturer - Daikin. Deduct for Carrier for \$7,998.
Helm Mechanical	\$119,499	Friday, July 29, 2022	Yes	Yes	RTU Manufacturer - Carrier. Add for Daikin for \$8,451.
Mechanical Systems	\$149,480	Tuesday, May 31, 2022	Yes	Yes	RTU Manufacturer - Daikin.
MMC Contractors	\$123,102	Friday, July 29, 2022	Yes	Yes	RTU Manufacturer - Carrier.
Rasmussen Mechanical	\$187,030	Friday, July 29, 2022	Yes	Yes	\$10,000 roofing allowance included. RTU Manufacturer - Daikin. Deduct for Carrier for \$9,754.
Ray Martin	\$122,700	Friday, July 29, 2022	Yes	Yes	RTU Manufacturer - Carrier.
Sol Lewis Engineering	\$130,500	Friday, July 29, 2022	Yes	Yes	RTU Manufacturer - Carrier.

Bids to replace RTU #1 at North Middle School as described in construction documents dated 12-8-21.

AGENDA SUMMARY SHEET

Agenda Item: Approval of Board Appointments

Meeting Date: 1/17/2022

Background: According to Board Rule 9112.1 Committee and Appointments, the Board President shall appoint Board members to serve on committees subject to the approval by the Board.

Action Desired: Approval

COMMITTEES	BOARD MEMBER
Director of NASB Region 19	Stacy Jolley
Delegate to NASB Delegate Assembly	Dave Anderson
Committee on American Civics	Dave Anderson, Mike Pate, Amanda McGill Johnson
NASB Legislative Committee	Amanda McGill Johnson, Mike Kennedy (alternate)
Metro. Area Boards of Education	Mike Pate
Policy 10,000 Steering Committee	Mike Kennedy, Dave Anderson (alternate)
Millard Public Schools Foundation Representative	Linda Poole
Federal Relations Network	Mike Kennedy, Stacy Jolley
NASB Government Relations Network	Dave Anderson
Greater Nebraska Schools Association (GNSA)	Mike Pate, Amanda McGill Johnson (alternate)

Responsible Person(s):

Stacy Jolley, President of the Millard Board of Education

Superintendent's Signature:



AGENDA ITEM: Administrator Recommended for Hire

MEETING DATE: January 17, 2022

DEPARTMENT: Human Resources

TITLE & DESCRIPTION: Principal at Abbott Elementary School

ACTION DESIRED: Approval

BACKGROUND: The position was advertised on Millard's job posting website, Career Link (Regionally and Nationally) and the NCSA website. Twelve internal and eleven external applications were received. The applications were reviewed by Dr. Kevin Chick and Dr. Jim Sutfin. Ten internal candidates were interviewed for the position. The interview team included Dr. Kevin Chick, Dr. Jim Sutfin, Dr. Kim Saum-Mills, Mitch Mollring, Jeanine Beaudin, Charlene Hale, Monica Powers, Heather Traynor, Nikki Frenche, Amanda Meyers, Jeff Purcell Sarah Ferguson, Miranda Knipfer, Conni Charles, Genevieve Micek, Missy Johnson, Andy DeFreece, Dr. Carrie Novotny-Buss, Jason Farwell, Nicole Burton, and Dr. Todd Tripple.

RECOMMENDATION: The Superintendent's recommendation is approval of Meredith Schneider for Principal at Abbott Elementary School. Previous Experience includes; Administrative Intern at Ackerman Elementary (2019-Present); Student Support Specialist and Teacher for Blair Community Schools (2012-2019)

EDUCATION: BA – University of NE, Lincoln – Education/Human Sciences (2012)
MA – Doane College, NE – Educational Leadership (2016)

OPTIONS & ALTERNATIVES: N/A

RECOMMENDATION: Approval

PERSON RECOMMENDING: Dr. Kevin Chick, Associate Superintendent of Human Resources

SUPERINTENDENT APPROVAL:



AGENDA ITEM: Administrator Recommended for Hire

MEETING DATE: January 17, 2022

DEPARTMENT: Human Resources

TITLE & DESCRIPTION: Principal at Norris Elementary School

ACTION DESIRED: Approval

BACKGROUND: The position was advertised on Millard's job posting website, Career Link (Regionally and Nationally) and the NCSA website. Twelve internal and eleven external applications were received. The applications were reviewed by Dr. Kevin Chick and Dr. Jim Sutfin. Ten internal candidates were interviewed for the position. The interview team included Dr. Kevin Chick, Dr. Jim Sutfin, Dr. Kim Saum-Mills, Mitch Mollring, Jeanine Beaudin, Charlene Hale, Monica Powers, Heather Traynor, Nikki Frenche, Amanda Meyers, Jeff Purcell, Sarah Ferguson, Miranda Knipfer, Conni Charles, Genevieve Micek, Missy Johnson, Andy DeFreece, Dr. Carrie Novotny-Buss, Jason Farwell, Nicole Burton, and Dr. Todd Tripple.

RECOMMENDATION: The Superintendent's recommendation is approval of Kristin Dolezal for Principal at Norris Elementary School. Previous Experience includes; Administrative Intern at Rockwell Elementary (2018-Present); Teacher for Millard Public Schools (2008-2018)

EDUCATION: BA – University of NE, Omaha – Elementary Education (2008)
 MA – University of NE, Omaha – Education (2010)
 MA – University of NE, Lincoln – Educational Leadership (2016)

OPTIONS & ALTERNATIVES: N/A

RECOMMENDATION: Approval

PERSON RECOMMENDING: Dr. Kevin Chick, Associate Superintendent of Human Resources

SUPERINTENDENT APPROVAL:



AGENDA SUMMARY SHEET

Agenda Item: Human Resources

Meeting Date: January 17, 2022

Background:

Description: Personnel Items: (1) Contract Addendum; (2) Resignation Agenda; (3) Voluntary Separation Program (VSP)

Action Desired: Approval

**Policy /
Strategic Plan Reference:** N/A

Responsible Person(s): Dr. Kevin Chick
Associate Superintendent of Human Resources

Superintendent's Signature:



January 17, 2022

AMENDMENT TO CONTINUING CONTRACTS

Recommend: Amendment to the following contract:

1. Courtney L. Saylan – EL (English Learner) teacher at Morton Elementary School.
Amend contract from (.5) FTE to (1.0) for the 2022-2023 school year.

January 17, 2022**RESIGNATIONS****Recommend: The following resignation(s) be accepted:**

1. Emily A. Cozad – Special Education Resource teacher at Neihardt Elementary School.
Resigning at the end of the 2021-2022 school year to take a teaching position with Louisville Public Schools.

January 17, 2022

Voluntary Separation Program (VSP)

Recommend: The following qualified candidates be approved to participate in the District's Voluntary Separation Program.

15. Brian F. Begley – Principal at Millard North High School
~ 30 years of service
16. Barbara G. Moore – Special Education teacher for the Young Adult Program
~ 23 years of service
17. Trina A. Switzer – Science teacher at Andersen Middle School
~ 20 years of service
18. Laura L. Cork – Grade 4 teacher at Ackerman Elementary School
~ 30 years of service

AGENDA SUMMARY SHEET

Agenda Item: Exiting Senior Survey- Class of 2021 and 8th- 9th Grade Transition Report

Meeting Date: January 17, 2022

**Background/
Description:**

Every graduating senior is asked to participate in the Exiting Senior Survey. This survey, completed through Naviance, included questions regarding participation in extracurricular activities, what students plan in the future and if they believe they are prepared for those upcoming opportunities.

Starting with the freshman in 2017/2018, the Class of 2021, all students are also asked to participate in an 8th-9th grade transition survey. In this survey students were asked questions about academic planning, support structures, and extracurricular participation.

This report, as well as individual building survey results, have been shared with each school principal and their assistants. The results are also related to other district initiatives and can be used by such groups as counselors, advisors and Activity Directors.

The graduating seniors, Class of 2021, completed the survey that was revised in the 2017-2018 school year.

Action Desired: Information Only

**Strategic Plan
Reference:**

NA

**Responsible
Persons:**

Dr. Heather Phipps, Dr. Anthony Weers, and Dr. Melanie Olson

**Superintendent's
Approval:**



Highlights from the Class of 2021 Exit Survey and 8th-9th Grade Transition Survey

- The majority (83%) of Class of 2021 respondents reported holding a job while attending high school.
- The percent of students who say they took the most challenging courses for their abilities held steady at sixty-four percent for the Class of 2021.
- When students were asked where they saw themselves a year from now, seventy-nine percent of students indicated they saw themselves as a full time student with some saying they would be working part time as well. Only fourteen percent of students saw themselves as part-time students. The majority of students saw themselves working at least part-time.
- Of students indicating they were going to attend a post-secondary institution, seventy-one percent indicated they planned to stay in Nebraska.
- The most frequently selected career fields remained the same for the Class of 2021. The one change was Marketing and Sales moving ahead of Information Technology.
 1. Health Sciences
 2. Business Management and Administration
 3. Education and Training
 4. Energy and Engineering
 5. AV Tech, Journalism, Broadcasting, Performing Arts
 6. Law, Public Safety, Security
 7. Marketing and Sales
 8. Information Technology
- As freshmen, the majority of students reported their skills in Writing, Reading, Mathematics, Science, and Social Studies were adequate to be successful in high school. Speaking was the skill ranked lowest in the survey.
- In 9th grade sixty-seven percent of students indicated they spent 1-5 hours per week on homework.
- As freshman students reported being most aware of high school athletic, advanced placement, Early College, and clubs and activities opportunities.
- Parents, friends, and teachers were reported to be the biggest source of support and encouragement in middle school. Additionally forty-four percent of middle school students sought out a school counselor.
- Participation in middle school extracurricular activities was high with fifty-two percent of students reporting they participated in three or more hours of activities per week.

Summary of 2021 Graduating Seniors Exit Survey

Background

Every Millard Public Schools graduating senior is asked to participate in the Exiting Senior Survey. This survey, completed through Naviance, includes questions regarding participation in extracurricular activities, plans for the future, and if they believe they are prepared for those upcoming opportunities. Ninety-four percent of the students completing the survey attended Millard Public Schools for 4 years or more, up from 88% last year.

The Class of 2021 was unique in that their entire senior year was spent in the midst of the COVID-19 global pandemic. The amount of technology usage reported by this class increased greatly with 94% of students reporting using school issued devices to not only search for information related to class but also to present during class. This group of students also reported a lower percentage of traditional college exploration experiences such as visiting colleges, attending career fairs, and meeting with college recruiters. The percent of students applying for financial aid and scholarships increased as did the percentage of students planning to attend a career or technical school.

Extra-Curricular Participation and Employment

The majority of graduating seniors indicated they had participated in at least one extracurricular activity while in high school such as sports, music, clubs, etc. The percentage of students participating in these activities remained similar to the previous year.

Participation in Extracurricular Activities					
	2021	2020	2019	2018	2017
HHS	*	26%	29%	61%	51%
NHS	85%	85%	84%	84%	84%
SHS	74%	75%	80%	78%	75%
WHS	81%	81%	82%	84%	84%

*Data masked due to low number of students.

The majority (83%) of respondents reported holding a job while attending high school with 19% of students working 20 or more hours per week. The percentage of students working 11-20 hours per week increased to 41% for the Class of 2021 compared to 37% for the Class of 2020.

Employment and Hours Worked Per Week				
	0-10 Hrs. Per week	11-20 Hrs. Per Week	20+ Hrs. Per Week	Did Not Work
HHS	*	*	*	*
NHS	28%	41%	18%	16%
SHS	21%	38%	21%	20%
WHS	25%	44%	18%	14%
District	24%	40%	19%	17%

*Data masked due to low number of students.

Academic Planning and Success

For the survey students were asked a series of questions about academic planning and success. The questions included homework practices, course selection, support from staff, and use of computers. Forty-seven percent of the students responding to the survey indicated they spent between 1-5 hours per week studying, doing research, or completing homework and assignments out of class, additionally thirty-two percent of students indicated they spent between 6-10 hours per week on this work.

Students were asked if they felt they took the most challenging courses for which they were capable while in high school, sixty-four percent of students answered yes.

Took Most Challenging Courses for Abilities					
	% Yes 2021	% Yes 2020	% Yes 2019	% Yes 2018	% Yes 2017
HHS	*	66%	65%	50%	42%
NHS	66%	65%	65%	65%	60%
SHS	62%	64%	65%	60%	57%
WHS	65%	68%	66%	64%	57%
Total	64%	65%	65%	61%	57%

*Data masked due to low number of students.

Students were asked if they knew of at least one staff member that would support them in a variety of ways listed. Eighty-six percent of students indicated they knew someone who would provide extra help with school work and over fifty-six percent of students indicated they knew a staff member who would help them even after they graduated.

Support from High School Staff				
	2021	2020	2019	2018
Provide extra help with school work	86%	86%	83%	85%
Write a letter of recommendation	78%	78%	74%	77%
Care about how the student was doing in school	78%	80%	72%	77%
Know what student's plans are for next year	63%	64%	65%	69%
Help with a personal problem	65%	69%	61%	64%
Help even after student graduates	56%	59%	53%	57%

All high school students are provided with a district issued laptop computer. The class of 2021 was asked about how computers or other internet capable devices were used during school. Searching the internet to complete class-related assignments and using the devices to present materials in class were the most frequently cited uses of the laptop. Significant increases were seen in all of the categories. The Class of 2021 was impacted by the COVID-19 pandemic and resulting shift to online learning in the spring of 2020.

Use of Computer or Other Internet-Capable Device				
	2021	2020	2019	2018
Search the Internet to complete class-related assignments	94%	89%	86%	87%
Present materials in class	94%	89%	89%	85%
Monitor grades/progress in school	89%	88%	85%	81%
Communicate with Teachers	92%	86%	79%	76%
Search for College/Career Choices	78%	73%	71%	72%
Complete online forms or applications for college or employment	74%	70%	68%	70%
Access Electronic text or Other Instructional Resources	74%	69%	63%	64%
Communicate with Peers	68%	62%	59%	58%

Future Plans

In the exit survey seniors were asked questions about their future plans. Students were asked where they saw themselves in a year. Seventy-nine percent of students indicated they saw themselves as a full time student with some saying they would be working part time as well. Only fourteen percent of students saw themselves as part time students. The majority of students saw themselves working at least part-time. The percentages of students in the full time student only category decreased from 26% for the Class of 2020 to 23% for the Class of 2021. The percentage of students being a full time student and working part time increased from 53% for the Class of 2020 to 56% for the class of 2021.

Where do you see yourself a year from now?					
	Work Full Time	Student Full Time	Work Full Time & Part Time Student	Work Part Time & Full Time Student	Work Part Time & Part Time Student
HHS	*	*	*	*	*
NHS	10%	25%	6%	56%	5%
SHS	14%	20%	10%	50%	8%
WHS	5%	23%	6%	61%	7%
Total	9%	22%	7%	55%	7%

*Data masked due to low number of students.

A follow-up question asked the students within a year after graduation what do you plan to do?

Attending a four-year college or university was the plan for seventy percent of the Class of 2021. The percent of students indicating they would attend a career or trade school increased to 14%. Attending a 2-year college remained a similar percentage to previous years.

Plans for Within One Year after Graduation*				
	2021	2020	2019	2018
Attend a 4-year college or university	70%	66%	68%	69%
Attend a 2-year college with plans to transfer to a 4-year college	15%	17%	15%	16%
Attend a career or trade school	14%	10%	10%	8%
Attend a 2-year college, no transfer plans	7%	7%	6%	6%
Enter Military	4%	4%	4%	4%
Will not seek additional training	3%	4%	3%	3%

* Students can choose more than one option.

Students were asked if they planned to attend school after graduation, what is the location of that school. The percent of students indicating they were planning to stay in Nebraska increased slightly with seventy-one percent indicating they planned to stay in Nebraska.

Students who replied that they were not planning to pursue further education or the military were asked to select their primary reasons for not doing so (more than one could be selected). The overwhelming majority response, at fifty-eight percent, was that students were unsure what they wanted to do. The next most common reason cited by twenty-five percent of the time was needing to earn an income to support myself/others. Twenty-five percent cited wanting to take some time off from school, this was an increase from twenty percent the previous year. Eighteen percent or less cited cannot afford to attend school or goals that do not require education as why they are not pursuing further education.

Plans for Post-Secondary School Location					
	2021	2020	2019	2018	2017
In Omaha	43%	40%	41%	43%	42%
Elsewhere in Nebraska	28.5%	29%	29%	31%	30%
Neighboring State	14%	12%	13%	12%	15%
Elsewhere in USA	14%	12%	12%	9%	11%
Outside the USA	0.5%	0.4%	0.4%	0.5%	1.3%

Students indicated there were a variety of ways in which students actively participated in preparing for future plans. Fifty-seven percent of students indicated they completed the Free Application for Federal Student Aid (FAFSA), an increase from 49% the previous year. They were asked how easy it was for them or their parents/guardians to understand the process of applying for financial aid and twenty-nine percent indicated it was easy. Fifty-six percent of students indicated either some parts are easy with some parts being difficult or entirely difficult when asked about the process of applying for financial aid. For students who did not submit a financial aid application, thirty-two percent indicated they did not complete the application because they do not need financial aid to attend college with another thirty-three percent stating they did not know about the financial aid process.

Preparing for Plans after High School				
	2021	2020	2019	2018
Submitted transcripts to a college or trade school	59%	51%	56%	62%
Took college entrance test (SAT, ACT, Accuplacer)	58%	59%	61%	58%
Visited one or more college or trade school	45%	53%	57%	57%
Submitted a scholarship application	56%	51%	52%	56%
Submitted the Free Application for Federal Student Aid (FAFSA)	57%	49%	53%	53%
Met with school counselor to discuss post secondary options	34%	40%	40%	43%
Took a prep class for the PSAT, SAT, ACT	26%	31%	32%	41%
Attended one or more college/career fair	24%	38%	38%	41%
Met with a college recruiter at my high school	10%	19%	18%	22%
None of the above	12%	13%	10%	10%

Finally, students were asked to indicate the career field they planned to pursue after high school. The most frequently selected areas are listed below by school. Health Sciences was the most popular choice for the Class of 2021. The most selected field for the Classes of 2018, 2019, and 2020 was Health Sciences as well.

What Career Field Students Plan to Pursue				
	Health Sciences	Business, Management and Administration	Education and Training	Energy and Engineering
HHS	*	*	*	*
NHS	16%	13%	8%	7%
SHS	17%	11%	7%	7%
WHS	18%	15%	8%	8%
Total	17%	13%	8%	7%

What Career Field Students Plan to Pursue (continued)				
	AV Tech., Journalism, Broadcasting, Performing Arts	Law, Public Safety, and Security	Marketing and Sales	Information Technology
HHS	*	*	*	*
NHS	6%	6%	7%	5%
SHS	6%	5%	5%	6%
WHS	7%	6%	8%	7%
Total	6%	6%	7%	6%

*Data masked due to low number of students.

8-9th Transition Survey Class of 2024 District Summary

Background

The 8-9th Transition Survey was developed in the fall of 2018 by a team of middle school and high school administrators, teachers, and counselors to gather feedback from students as they transition from middle school to high school. The survey is administered using the Naviance-Family Connections Survey tool and intended to be taken in the spring of the 9th grade year. Total number of surveys completed was 1310.

Academic Planning and Success

Academic skills and planning are an important part of the transition from 8th-9th grade. According to the survey responses, students reported that middle school prepared them for study skills such as completing homework, seeking help, practicing independently, and studying for a test or quiz.

The majority of students also reported their skills in Writing, Reading, Mathematics, Science and Social Studies were adequate to be successful in high school. Speaking was the skill students ranked the lowest. Students reported being very prepared to use technology for working/learning, and less prepared to use technology for college and career planning, creating a resume, and searching for jobs/completing applications.

Sixty-seven percent of the 9th grade students who responded indicated they spent 1-5 hours per week on homework in middle school. Seventy-nine percent of students reported checking grades at least weekly while in middle school.

Students were asked to report on traits as they used them in middle school. They answered using a Likert Scale, 1=never, 2=rarely, 3=unsure, 4=usually, 5=always

Traits in Middle School	Average			
	Class of '24	Class of '23	Class of '22	Class of '21
Completed Long term projects on time	4.3	4.4	4.3	4.3
Know what I need to do to be successful	4.1	4.1	4.1	4.2
Made good choices when with friends	4.1	4.3	4.1	4.2
Knew what to turn in or homework to do	3.9	4.0	4.0	4.1
Asked for help when needed	3.4	3.6	3.6	3.7

As students transitioned from middle school to high school they were most aware of high school athletic opportunities with Advanced Placement courses, high school clubs and activities, and Early College being close behind.

Awareness of High School Opportunities				
	Class of '24	Class of '23	Class of '22	Class of '21
High School Athletic Opportunities	74%	77%	73%	72%
Advanced Placement Courses	72%	75%	71%	70%
High School Clubs and Activities	70%	75%	70%	69%
Early College	68%	67%	67%	57%
AFJROTC	36%	34%	38%	32%
Millard Career Academies	39%	50%	33%	32%
International Baccalaureate	27%	27%	28%	25%
UNMC High School Alliance	26%	31%	28%	25%
MCC Career Academies	30%	35%	29%	23%
Henry Doorly Zoo Academy	31%	36%	32%	22%

Support Structures

According to the survey parents and teachers were most frequently selected as those who encouraged students to do their best in middle school. Students could select more than one answer on the survey and fifty-one percent of the students indicated they were self-motivated to do their best.

Additionally students were asked what “kept them going” through middle school and the most frequently selected reasons were connections with classmates, sports/athletics, and parents’ expectations. The most frequently selected support systems in middle school were friends, parents/guardians, teachers, and coaches.

Encouraged to do best in Middle School				
	Class of '24	Class of '23	Class of '22	Class of '21
Parents	77%	78%	81%	81%
Self	51%	55%	54%	56%
Teachers	58%	57%	57%	54%
Friends	31%	34%	37%	37%
Counselor	20%	19%	23%	22%
Administrator	10%	13%	13%	14%
No one	6%	5%	7%	7%

Although friends were the number one cited support system for students in Middle school, parents and teachers were most frequently selected as those who encouraged students to take advanced/honors courses in high school. Sixty-eight percent of students indicated a teacher or counselor helped them understand the commitment needed for success in Advanced Placement or International Baccalaureate courses. Twenty-six percent of students responded that no one encouraged them to take Advanced or Honors courses in high school.

Encouraged to Take Advanced/Honors Courses in High School				
	Class of '24	Class of '23	Class of '22	Class of '21
Parents	50%	54%	51%	53%
Teachers	54%	52%	50%	48%
Self	35%	39%	39%	38%
Friends	17%	22%	22%	23%
Counselor	14%	16%	14%	19%
Administrator	5%	7%	6%	7%
No one	26%	24%	28%	24%

In addition to having friends and parents selected as a students support system in Middle school forty-six percent of the students who responded indicated they sought a school counselor during middle school. The most frequent reason for seeking a counselor was for friend issues, personal matters, or academics.

Reasons for Seeking a Counselor				
	Class of '24	Class of '23	Class of '22	Class of '21
Friends	23%	21%	23%	27%
Personal Matters	22%	20%	23%	26%
Academics	24%	22%	23%	25%
Family	15%	12%	14%	18%
Behaviors	12%	10%	12%	11%

Twenty-two percent of students responded that their family benefited from assistance to address one or more of the following needs; food, clothing, medical care, dental care, eye glasses, counseling, or holiday assistance.

Family Assistance		
	# of students Class of '24	# of students Class of '23
Food	221	138
Clothing	187	121
Medical Care	181	120
Dental Care	174	111
Counseling	135	99
Eye Glasses	132	86
Holiday Assistance	123	72

Work, Activities, and Extra-Curricular Involvement

Clubs and activities are an important part of Middle School with fifty-two percent of students reporting they participated in three or more hours per week of middle school activities. Seventy percent of students were in one or more activities in 8th grade. Fifty-five percent of the students indicated middle school clubs or activities prepared them for high school clubs or activities.

Participation Middle School Activities							
	Class of '24				Class of '23		
	6th grade	7th grade	8th grade		6th grade	7th grade	8th grade
0 school activities	27%	21%	26%		23%	17%	19%
1-2 school activities	54%	55%	48%		56%	57%	52%
3-4 school activities	16%	20%	20%		19%	23%	24%
5 or more school activities	3%	4%	6%		3%	3%	5%

Millard Public Schools

Project Management

Board meeting date: January 17, 2022

For period ending: December 31, 2021

Construction Report to the Board of Education

Location: Abbott Elementary
Project Title: Roof Replacement Ph 3
Architect / Engineer: BVH
Contractor: White Castle Roofing

Project Manager: Jeremy Madson
Bid Award: \$ 195,000
Change Orders: 1 \$ 1,321 (0.7%)
Amended Contract: \$ 196,321

Description of work:

This project is the third and final phase for the roof replacement at Abbott. Approximately 40% of the roof has been replaced with this project.

Status of progress:

Project is complete.

Change Order information:

Reconstruct an expansion joint in the roofing that was not indicated on the Construction Documents.



Location: Bryan Elementary
Project Title: Paving Replacement Ph 2
Architect / Engineer: LRA
Contractor: Carley Construction

Project Manager: Jeremy Madson
Bid Award: \$ 257,237
Change Orders: 1 \$ 10,073 (3.9%)
Amended Contract: \$ 267,310

Description of work:

This project is the second and final phase for the pavement replacement at Bryan and included replacement of the staff parking and bus lane.

Status of progress:

Project is fully complete.

Change Order information:

Reconstruct a curb ramp and sidewalk at the receiving area that was not indicated on the Construction Documents.



Location: Cather Elementary
Project Title: Site Lighting
Architect / Engineer: MEI
Contractor: Schaefer Electric

Project Manager: Steve Mainelli
Bid Award: \$ 88,245
Change Orders: 0 \$ 0 (0.0%)
Amended Contract: \$ 88,245

Description of work:

This project includes new main entry plaza lighting and replacement of perimeter soffit lighting as well as replacement of street lighting along 139th Plaza.

Status of progress:

Project is fully complete.

Change Order information:

None.



Location: Cottonwood Elementary
Project Title: Intercom Replacement
Architect / Engineer: MEI
Contractor: Tred Mark

Project Manager: Steve Mainelli
Bid Award: \$ 82,500
Change Orders: 0 \$ 0 (0.0%)
Amended Contract: \$ 82,500

Description of work:

This project includes replacement of existing intercom system.

Status of progress:

Project is fully complete.

Change Order information:

None.



Location: Cottonwood Elementary
Project Title: **Site Lighting**
Architect / Engineer: MEI
Contractor: Computer Cable Connection

Project Manager: Steve Mainelli
Bid Award: \$ 41,905
Change Orders: 1 \$ 5,243 (12%)
Amended Contract: \$ 47,148

Description of work:

The scope of project includes replacement of the existing parking lot and service drive lighting.

Status of progress:

Project is fully complete.

Change Order information:

Change order included work required to remove and replace one existing concrete light pole base.



Location: Disney Elementary
Project Title: Roof Top Unit Replacement
Architect / Engineer: MEI
Contractor: Eyman Plumbing

Project Manager: John Brennan
Bid Award: \$ 744,400
Change Orders: 1 \$ -1,401 (-0.2%)
Amended Contract: \$ 742,999

Description of work:
Replacement of 4 Roof Top Units.

Status of progress:
Project is fully complete.

Change Order information:
Credit for reusing existing electrical wire for Roof Top Units.



Location: Ezra Elementary
Project Title: Water Heater Replacement
Architect / Engineer: MEI
Contractor: Fluid Mechanical

Project Manager: Jeremy Madson
Bid Award: \$ 62,025
Change Orders: 0 \$ 0 (0.0%)
Amended Contract: \$ 62,025

Description of work:


This project is to replace the existing water heaters and storage tanks with two new high-efficiency water heaters.

Status of progress:

Project is fully complete.

Change Order information:

None.



Location: Harvey Oaks Elementary
Project Title: Chiller Replacement
Architect / Engineer: MEI
Contractor: Ray Martin Co.

Project Manager: Jeremy Madson
Bid Award: \$ 186,000
Change Orders: 0 \$ 0 (0.0%)
Amended Contract: \$ 186,000

Description of work:

This project included replacement of the existing air conditioning chiller. The existing equipment was approximately 42 years old and the costs of rebuilding the existing equipment were substantial enough that replacement became warranted.

Status of progress:

Project is fully complete.

Change Order information:

None.



Location: **Montclair Elementary**
Project Title: **Re-roofing Phase III**
Architect / Engineer: **BVH**
Contractor: **Independent Roofing**

Project Manager: **Jeremy Madson**
Bid Award: **\$ 70,500**
Change Orders: **0** **\$ 0 (0.0%)**
Amended Contract: **\$ 70,500**

Description of work:


This is the third and last phase for the roof replacement at Montclair. Approximately 20% of the roof was replaced with this project.

Status of progress:

Project is fully complete.

Change Order information:

None.



Location: Morton Elementary
Project Title: Interior Renovation
Architect / Engineer: BCDM
Contractor: Sampson Construction

Project Manager: John Brennan
Bid Award: \$ 940,000
Change Orders: 1 \$ 13,393 (1.4%)
Amended Contract: \$ 953,393

Description of work:

This project includes renovation of all interior spaces, addition of a new cooler/freezer, upgrades to the buildings mechanical systems, and replacement of built up roofing with EPDM membrane roofing.

Status of progress:

Due to roofing material shortages beyond the contractor's control, the roofing work for this project was delayed and will be completed by this contractor and their subcontractor during summer of 2022 at no additional cost. Materials were received in late July and are being stored at the District's warehouse. Other portions of the Project are complete. All punch list work is complete.

Change Order information:

During renovations the existing tackwall at exterior walls was found to have mold behind it. It was remediated and the walls were repaired. Unforeseen underground plumbing and roof drain issues were the other major contributors to the change order amount.



Location: **Morton Elementary**
Project Title: **RTU Replacement**
Architect / Engineer: **MEI**
Contractor: **MMC**

Project Manager: **John Brennan**
Bid Award: **\$ 454,500**
Change Orders: **1** **\$ -3,728 (-0.8%)**
Amended Contract: **\$ 450,772**

Description of work:
Replacement of 2 Roof Top Units

Status of progress:
Project is fully complete.

Change Order information:
Credit for reusing existing electrical wire for Roof Top Units.



Location: Morton Elementary
Project Title: **Cedar Soffit Replacement Phase III**
Architect / Engineer: BVH
Contractor: KC Petersen

Project Manager: John Brennan
Bid Award: \$ 101,600
Change Orders: 1 \$ 9,366 (9%)
Amended Contract: \$ 110,966

Description of work:

Phase 3 of 3. Removal of cedar soffits and replacement with EIFS

Status of progress:

Project is fully complete.

Change Order information:

Specified soffit underlayment materials were no longer being produced. Required to go to a 1/4" fire treated plywood.



Location: **Neihardt Elementary**
 Project Title: **Chiller Replacement**
 Architect / Engineer: **MEI**
 Contractor: **MMC Mechanical**

Project Manager: **Jeremy Madson**
 Bid Award: **\$ 395,750**
 Change Orders: **1** **\$ 20,855 (5.3%)**
 Amended Contract: **\$ 416,605**

Description of work:

This project included replacement of the existing air conditioning chiller. The existing equipment was approximately 44 years old and the costs of rebuilding the existing equipment were substantial enough that replacement became warranted.

Status of progress:

Project is fully complete.

Change Order information:

Remove and replace additional pneumatic controls with new direct digital controls that exceeded the allowance price established in the Construction Documents.



Location: Neihardt Elementary
Project Title: Re-roofing Phase II
Architect / Engineer: BVH
Contractor: Scott Enterprises

Project Manager: Jeremy Madson
Bid Award: \$ 196,500
Change Orders: 2 \$ -76,616 (-39%)
Amended Contract: \$ 119,884

Description of work:

This is the second phase of 3 for the roof replacement at Neihardt. Approximately 15% of the roof was replaced with this project.

Status of progress:

Project is fully complete.

Change Order information:

Installed additional tapered insulation at perimeter of roof area C to divert water to the roof drains and delete replacement of roof areas B & D due to unforeseen existing conditions and inability to obtain correct materials for proper roof material installations.



Location: Neihardt Elementary
Project Title: Hard Surface Play Area Replacement
Architect / Engineer: LRA
Contractor: CBJ Construction

Project Manager: Jeremy Madson
Bid Award: \$ 135,252
Change Orders: 1 \$ -13,300 (-9.8%)
Amended Contract: \$ 121,952

Description of work:

This project included replacement of the deteriorating existing asphalt hard surface play area with a new concrete hard surface play area.

Status of progress:

Project is substantially complete; however punch list work remains to replace unsatisfactory finished concrete sections which cannot be removed and replaced until June 2022.

Change Order information:

Deduct removal and replacement of bollards, utility relocation allowance and Construction Storm Water Pollution Prevention Plan requirements that were called for in the Construction Documents and was not required.



Location: **Norris Elementary**
 Project Title: **Interior Renovation**
 Architect / Engineer: **HBA**
 Contractor: **Weitz**

Project Manager: **Jeremy Madson**
 Bid Award: **\$7,230,086**
 Change Orders: **0** **\$ 0(0.0%)**
 Amended Contract: **\$7.230,086**

Description of work:

This project includes renovation of interior spaces, new additions consisting of new secure front entrance, mechanical rooms and relocated offices and upgrades to the building’s mechanical and electrical systems, including a new geothermal wellfield.

Status of progress:

Phased project work continues. Construction of the new north and west additions and installation of new exterior brick continues. Geothermal wellfield work is nearing completion. Installation of new ductwork, fire sprinkler piping, electrical rough-ins and new light fixture installations continues in preparation for final installations over summer 2022.

Change Order information:

None.



Location: Rockwell Elementary
Project Title: Hard Surface Play Area Replacement
Architect / Engineer: LRA
Contractor: Midwest DCM

Project Manager: Jeremy Madson
Bid Award: \$ 131,031
Change Orders: 1 \$ -18,458 (-14%)
Amended Contract: \$ 112,574

Description of work:

This project included replacement of the deteriorating existing asphalt hard surface play area with a new concrete hard surface play area.

Status of progress:

Project is fully complete.

Change Order information:

Provide a credit for the unused scope of the reconstruction of storm sewers and manhole that was required in the Construction Documents but was not required due to existing conditions.



Location: **Sandoz Elementary**
Project Title: **Intercom Replacement**
Architect / Engineer: **MEI**
Contractor: **Computer Cable Connection**

Project Manager: **Steve Mainelli**
Bid Award: **\$ 105,977**
Change Orders: **0** **\$ 0 (0.0%)**
Amended Contract: **\$ 105,977**

Description of work:


Scope of work included full replacement of existing intercom system.

Status of progress:

Project is fully complete.

Change Order information:

None.



Location: Wheeler Elementary
Project Title: Heat Pump Replacement
Architect / Engineer: MEI
Contractor: Sol Lewis Engineering

Project Manager: Jeremy Madson
Bid Award: \$ 383,400
Change Orders: 1 \$ 9,537 (0.2%)
Amended Contract: \$ 392,937

Description of work:

This project included replacement of all existing heat pumps throughout the building.

Status of progress:

Project is fully complete.

Change Order information:

During the course of the work for the heat pump replacements, it was found that forty-one existing fusible links and ten existing fire smoke dampers were inoperable and needed to be replaced to provide proper air balancing to the classrooms and offices.



Location: **Anderson Middle School**
Project Title: **Gym Floor Re-finishing**
Architect / Engineer: **In House**
Contractor: **H2I Group**

Project Manager: **John Brennan**
Bid Award: **\$ 23,320**
Change Orders: 1 **\$ 6,825 (29%)**
Amended Contract: **\$ 30,145**

Description of work:

This project included work required to re-finish the existing wood gymnasium floor.

Status of progress:

Project is fully complete.

Change Order information:

Logo and lettering were not included in base bid so that design could be reviewed with principal.



Location: **Beadle Middle School**
Project Title: **Plaza Lighting Replacement**
Architect / Engineer: **MEI**
Contractor: **Computer Cable Connection**

Project Manager: **Steve Mainelli**
Bid Award: **\$ 34,522**
Change Orders: **0** \$ 0 (0.0%)
Amended Contract: **\$ 34,522**

Description of work:

This project included replacement of existing site lighting at the building's main entry plaza.

Status of progress:

Project is fully complete.

Change Order information:

None.



Location: Central Middle Schools – Annex
Project Title: **Rooftop Unit Replacement**
Architect / Engineer: MEI
Contractor: Ray Martin

Project Manager: John Brennan
Bid Award: \$ 118,500
Change Orders: 0 \$ 0 (0.0%)
Amended Contract: \$ 118,500

Description of work:

Replacement of the roof top unit that serves the CMS Annex (Young Adult Program and Transportation Office).

Status of progress:

Project is fully complete.

Change Order information:

None.



Location: Central Middle School - Annex
Project Title: YAP Patient Lift
Architect / Engineer: BCDM
Contractor: KE Flex

Project Manager: John Brennan
Bid Award: \$ 36,776
Change Orders: 1 \$ -2,500 (-6.8%)
Amended Contract: \$ 34,276

Description of work:

This project includes adding a patient lift to the Young Adult Program restroom.

Status of progress:

Project is fully complete.

Change Order information:

Deductive Change Order for unused portion of Structural Steel rework allowance.



Location: **Central Middle School**
Project Title: **Interior Renovation**
Architect / Engineer: **BCDM**
Contractor: **Weitz**

Project Manager: **John Brennan**
Bid Award: **\$ 10,040,673**
Change Orders: **0** **\$ 0 (0.0%)**
Amended Contract: **\$ 10,040,673**

Description of work:

This project includes renovation of all interior spaces, addition of a new cooler/freezer, upgrades to the buildings mechanical systems, and replacement of built up roofing with EPDM membrane roofing.

Status of progress:

Phase I of the project is nearing completion. Material shortages beyond the contractor’s control resulted some Phase I scope being pushed to Phase II. Unknown structural issues caused the interior courtyard curtain wall system install to be delayed but it is complete at this time. Painting in corridors after school hours during the school year. Painting in gymnasium and tile install in gym teacher restrooms/shower areas over winter break.

Change Order information:

None.



Location: **North Middle School**
Project Title: **Intercom Replacement**
Architect / Engineer: **MEI**
Contractor: **Tred Mark**

Project Manager: **Steve Mainelli**
Bid Award: **\$ 130,000**
Change Orders: **1 \$ 2,590 (2.0%)**
Amended Contract: **\$ 132,590**

Description of work:

Scope of work included full replacement of the existing intercom system.

Status of progress:

Project is fully complete.

Change Order information:

Change Order added two additional phone outlet locations and two additional intercom speakers.



Location: **North Middle School**
 Project Title: **Interior Renovation**
 Architect / Engineer: **BCDM**
 Contractor: **Sampson Construction**

Project Manager: **Steve Mainelli**
 Bid Award: **\$2,506,691**
 Change Orders: **3** **\$ 45,234(1.8%)**
 Amended Contract: **\$2,5591,925**

Description of work:


This project includes renovation of all interior spaces and significant upgrades at the Media Center.

Status of progress:

The first phase of this project is fully complete. Phase Two of this project is planned for summer of 2022 under the same contract. Due to a delay in locker delivery beyond the contractor’s control, locker replacement and corridor painting planned for Phase One has been moved to Phase Two.

Change Order information:

Changes included additional drywall replacement at some classroom areas, replacement and repair of numerous existing plumbing fixtures, removal and re-support of existing low voltage cable and replacement of one exterior window frame. Also removed some new vinyl tile floor planned for installation under a future contract.



Location: North Middle School
Project Title: Irrigation System Replacement
Architect / Engineer: N/A
Contractor: Quality Irrigation

Project Manager: Jeremy Madson
Bid Award: \$ 39,762
Change Orders: 0 \$ 0 (0.0%)
Amended Contract: \$ 39,762

Description of work:

This project included replacement of the entire lawn irrigation system for the North Middle School site.

Status of progress:

Project is fully complete.

Change Order information:

None.



Location: North Middle School
Project Title: Track Replacement
Architect / Engineer: LRA
Contractor: ME Collins

Project Manager: Jeremy Madson
Bid Award: \$ 513,411
Change Orders: 1 \$ -27,600 (-5.4%)
Amended Contract: \$ 485,811

Description of work:

This project includes full replacement of the existing running track along with modifications to the existing storm water system to provide improved storm water collection and additional track subgrade protection.

Status of progress:

Project is fully complete.

Change Order information:

Provide a credit for the unused the fly ash subgrade stabilization and construction of the access drive paving that was required in the Construction Documents and was not necessary as part of the project.



Location: Keith Lutz Horizon High School
Project Title: Dock and Service Drive Replacement
Architect / Engineer: LRA
Contractor: TR Construction

Project Manager: John Brennan
Bid Award: \$ 204,226
Change Orders: 1 \$ -17,406 (-8.5%)
Amended Contract: \$ 186,820

Description of work:

This project included full removal and replacement of the service drive and turn around area.

Status of progress:

Project is fully complete.

Change Order information:

Credit for unused portion of Utility Relocation Allowance and credit for actual quantities of subgrade prep, and concrete paving.



Location: North High School
Project Title: Bleacher Replacement
Architect / Engineer: BCDM
Contractor: Crouch Recreation

Project Manager: Steve Mainelli
Bid Award: \$ 320,519
Change Orders: 1 \$ 6,992 (2.2%)
Amended Contract: \$ 327,511

Description of work:


This project included full removal and replacement of the spectator bleachers at the competition gymnasium.

Status of progress:

Project is fully complete.

Change Order information:

Change Order included a new scorer's table, north bleacher bank back panels and deletion of proposed security grilles.



Location: **North High School**
 Project Title: **LED Lighting Upgrade Ph I of IV**
 Architect / Engineer: **MEI**
 Contractor: **Downs Electric**

Project Manager: **Steve Mainelli**
 Bid Award: **\$ 308,114**
 Change Orders: 1 **\$ 34,949(11%)**
 Amended Contract: **\$ 343,063**

Description of work:


This is phase one of four planned phases to replace existing light fixtures throughout the building with new energy efficient LED fixtures. Areas included in this phase were the northeast second floor classroom wing, the art room wing and the media center.

Status of progress:

Project is fully complete.

Change Order information:

Change included moving a portion of second floor from future phase to this phase and correcting existing issues found related to some undercounter lights as well as emergency power circuiting.



Location: South High School
Project Title: South Parking Lot Replacement Ph I
Architect / Engineer: LRA
Contractor: TR Construction

Project Manager: Jeremy Madson
Bid Award: \$ 405,546
Change Orders: 1 \$ 20,660 (5.1%)
Amended Contract: \$ 426,206

Description of work:

This project included the first of two phases for the full removal and replacement of the parking lot paving on the South end of the school campus. Parking lot lighting was also replaced with this project.

Status of progress:

Project is fully complete.

Change Order information:

Provide a credit for the unused utility relocation allowance and provide additional earthwork, subgrade preparation and concrete pavement work for coordination with future Phase II parking lot replacement.



Location: **West High School**
 Project Title: **Chiller Replacement**
 Architect / Engineer: **MEI**
 Contractor: **Fluid Mechanical**

Project Manager: **Jeremy Madson**
 Bid Award: **\$ 985,835**
 Change Orders: **0** **\$ 0 (0.0%)**
 Amended Contract: **\$ 985,835**

Description of work:


This project is for the replacement of the existing chillers and cooling tower used for air conditioning of the building.

Status of progress:

Demolition and removal of the existing chillers and cooling tower is complete. Contractor is finishing rough-ins of new piping while awaiting delivery of the new chillers and cooling tower.

Change Order information:

None.



Location: West High School
Project Title: Intercom Replacement
Architect / Engineer: MEI
Contractor: Computer Cable Connection

Project Manager: Steve Mainelli
Bid Award: \$ 305,757
Change Orders: 0 \$ 0 (0.0%)
Amended Contract: \$ 305,757

Description of work:

The scope of work for this project included full removal and replacement of the entire intercom system.

Status of progress:

Project is fully complete.

Change Order information:

None.



Location: West High School
Project Title: Masonry Waterproofing
Architect / Engineer: None
Contractor: McGill Restoration

Project Manager: Dennis Bouckhuyt
Bid Award: \$ 61,036
Change Orders: 0 \$ 0 (0.0%)
Amended Contract: \$ 61,036

Description of work:

Project was Phase Two of four planned phases. Work included masonry tuckpointing, caulk replacement and masonry waterproofing along the majority of the east side of building.

Status of progress:

Project is fully complete.

Change Order information:

None.



Location: **West High School**
Project Title: **Roof Replacement Phase IX**
Architect / Engineer: **BVH**
Contractor: **Boone Brothers Roofing**

Project Manager: **Jeremy Madson**
Bid Award: **\$ 248,000**
Change Orders: **0** \$ 0 (0.0%)
Amended Contract: **\$ 248,000**

Description of work:

This project is the ninth phase for the roof replacement and included roof area R for a total area of 18,567 SF.

Status of progress:

Project is fully complete.

Change Order information:

None.



Location: Multiple Sites
Project Title: Door and Frame Replacements
Architect / Engineer: BCDM
Contractor: KC Peterson Construction

Project Manager: John Brennan
Bid Award: \$ 82,500
Change Orders: 0 \$ 0 (0.0%)
Amended Contract: \$ 82,500

Description of work:

This project included replacement of doors & frames at NHS, WHS, AMS, RWSSC, Rockwell Elem. & Neihardt Elem.

Status of progress:

Project is fully complete.

Change Order information:

None.



Location: Multiple Sites
Project Title: Elem Basketball Backstops Ph III
Architect / Engineer: None
Contractor: Sports Facility Maintenance

Project Manager: Dennis Bouckhuyt
Bid Award: \$ 44,373
Change Orders: 0 \$ 0 (0.0%)
Amended Contract: \$ 44,373

Description of work:


This project included removal and replacement of existing basketball backstops at Aldrich, Cottonwood, Cody, Harvey Oaks and Morton elementary schools.

Status of progress:

Project is fully complete.

Change Order information:

None.



Location: **High School Sites**
Project Title: **Irrigation Improvements**
Architect / Engineer: **None**
Contractor: **Reams Sprinkler**

Project Manager: **D J Clark**
Bid Award: **\$ 34,570**
Change Orders: **0 \$ 0 (0.0%)**
Amended Contract: **\$ 34,570**

Description of work:

This project included replacement of existing lawn irrigation system main pumps at North, South and West High schools.

Status of progress:

Project is fully complete.

Change Order information:

None.



Project Name	Total Project Budget	Construction					Soft Costs (19%)			Contingency (10%)		
		Construction Budget	Contract Award	Change Orders \$	Change Orders %	Latest Estimate	Soft Cost Budget	Soft Cost Committed	Soft Cost Balance	Contingency Budget	Contingency Change	Contingency Balance
Additions & Renovations												
Bryan Elem	115,935	89,872	0	0	0.00%	89,872	17,076	0	17,076	8,987	0	8,987
Cather Elem	756,656	586,555	853,310	0	0.00%	853,310	111,445	36,139	75,306	58,656	(266,755)	(208,100)
Cody Elem	7,354,585	5,701,229	0	0	0.00%	5,701,229	1,083,234	269,007	814,227	570,123	0	570,123
Cottonwood Elem	1,202,884	932,468	0	0	0.00%	932,468	177,169	38,000	139,169	93,247	0	93,247
Disney Elem	1,347,450	1,044,535	0	0	0.00%	1,044,535	198,462	45,000	153,462	104,454	0	104,454
Harvey Oaks Elem	709,055	549,655	0	0	0.00%	549,655	104,434	25,000	79,434	54,966	0	54,966
Hitchcock Elem	2,616,510	2,028,302	0	0	0.00%	2,028,302	385,377	157,884	227,493	202,830	0	202,830
Holling Heights Elem	1,284,559	995,782	0	0	0.00%	995,782	189,199	58,000	131,199	99,578	0	99,578
Montclair Elem	895,628	694,285	0	0	0.00%	694,285	131,914	35,000	96,914	69,429	0	69,429
Morton Elem	898,573	696,568	940,000	13,393	1.42%	953,393	132,348	141,044	(8,697)	69,657	(256,825)	(187,169)
Neihardt Elem	1,754,408	1,360,006	0	0	0.00%	1,360,006	258,401	56,000	202,401	136,001	0	136,001
Norris Elem	6,718,436	5,208,090	7,230,086	0	0.00%	7,230,086	989,537	346,780	642,757	520,809	(2,021,996)	(1,501,187)
Rockwell Elem	833,557	646,168	0	0	0.00%	646,168	122,772	37,700	85,072	64,617	0	64,617
Sandoz Elem	1,174,900	910,775	0	0	0.00%	910,775	173,047	49,663	123,384	91,078	0	91,078
BMS	408,330	316,535	0	0	0.00%	316,535	60,142	15,400	44,742	31,654	0	31,654
CMS	15,110,785	11,713,787	10,040,673	0	0.00%	10,040,673	2,225,620	811,236	1,414,384	1,171,379	1,673,114	2,844,493
NMS	2,959,886	2,294,485	2,506,691	45,234	1.80%	2,551,925	435,952	198,165	237,788	229,449	(257,440)	(27,991)
HHS	1,788,977	1,386,804	0	0	0.00%	1,386,804	263,493	86,200	177,293	138,680	0	138,680
SHS	7,432,056	5,761,284	0	0	0.00%	5,761,284	1,094,644	338,516	756,128	576,128	0	576,128
Total Additions & Renovations	\$55,363,169	\$42,917,185	\$21,570,760	\$58,627	0.27%	\$44,047,087	\$8,154,265	\$2,744,735	\$5,409,530	\$4,291,719	(\$1,129,902)	\$3,161,816
Capital Equipment												
Reeder Heat Pumps	407,963	316,250	0	0	0.00%	316,250	60,088	0	60,088	31,625	0	31,625
Rohwer Heat Pumps	386,678	299,750	443,323	0	0.00%	443,323	56,953	52,419	4,534	29,975	(143,573)	(113,598)
Wheeler Heat Pumps	376,035	291,500	383,400	9,537	2.49%	392,937	55,385	73,242	(17,857)	29,150	(119,294)	(90,144)
AMS Heat Pumps Phase 1	498,521	386,450	445,200	0	0.00%	445,200	73,426	57,363	16,063	38,645	(58,750)	(20,105)
AMS Heat Pumps Phase 2	498,521	386,450	0	0	0.00%	386,450	73,426	0	73,426	38,645	0	38,645
BMS Heat Pumps	939,120	728,000	0	0	0.00%	728,000	138,320	0	138,320	72,800	0	72,800
KMS Heat Pumps	1,134,039	879,100	0	0	0.00%	879,100	167,029	0	167,029	87,910	0	87,910
RMS Fire Alarm	304,440	236,000	0	0	0.00%	236,000	44,840	0	44,840	23,600	0	23,600
RMS Heat Pumps	703,050	545,000	0	0	0.00%	545,000	103,550	0	103,550	54,500	0	54,500
WHS Chillers	1,025,550	795,000	985,835	0	0.00%	985,835	151,050	80,756	70,294	79,500	(190,835)	(111,335)
Total Capital Equipment	\$6,273,915	\$4,863,500	\$2,257,758	\$9,537	0.42%	\$5,358,095	\$924,065	\$263,779	\$660,286	\$486,350	(\$512,452)	(\$26,102)
Energy Improvements												
North High LED Lighting Phase 1	683,700	530,000	308,114	34,949	0.00%	343,063	100,700	37,604	63,096	53,000	250,033	303,033
North High LED Lighting Phase 2	703,050	545,000	345,745	0	0.00%	345,745	103,550	47,614	55,936	54,500	199,255	253,755
North High LED Lighting Phase 3	722,400	560,000	0	0	0.00%	560,000	106,400	0	106,400	56,000	0	56,000
North High LED Lighting Phase 4	741,750	575,000	0	0	0.00%	575,000	109,250	0	109,250	57,500	0	57,500
Retro-Commisioning (Multi Site)	2,383,920	1,848,000	0	0	0.00%	1,848,000	351,120	0	351,120	184,800	0	184,800
Total Energy Improvements	\$5,234,820	\$4,058,000	\$653,859	\$34,949	0	\$3,671,808	\$771,020	\$85,218	\$685,802	\$405,800	\$449,288	\$855,088
Furniture												

Project Name	Total Project Budget	Construction Budget	Contract Award	Change Orders \$	Change Orders %	Latest Estimate	Soft Cost Budget	Soft Cost Committed	Soft Cost Balance	Contingency Budget	Contingency Change	Contingency Balance
Cottonwood	219,428	189,162	0	0	0.00%	189,162	11,350	0	11,350	18,916	0	18,916
Harvey Oaks	202,471	174,544	0	0	0.00%	174,544	10,473	5,500	4,973	17,454	0	17,454
Neihardt	357,237	307,963	0	0	0.00%	307,963	18,478	0	18,478	30,796	0	30,796
Rockwell	295,578	254,809	0	0	0.00%	254,809	15,289	5,218	10,070	25,481	0	25,481
CMS	568,684	490,245	0	0	0.00%	490,245	29,415	0	29,415	49,025	0	49,025
NMS	478,906	412,850	0	0	0.00%	412,850	24,771	7,818	16,953	41,285	0	41,285
SHS	1,286,914	1,109,409	0	0	0.00%	1,109,409	66,565	0	66,565	110,941	0	110,941
Total Furniture	\$3,409,219	\$2,938,982	\$0	\$0	#DIV/0!	\$2,938,982	\$176,339	\$18,536	\$157,803	\$293,898	\$0	\$293,898
Safety & Security												
Projects TBD	8,183,111	6,343,497				6,343,497	1,205,264		1,205,264	634,350	0	634,350
Disney Data Wiring	125,775	97,500	0	0	0	97,500	18,525	0	18,525	9,750	0	9,750
Holling Heights Data Wiring	125,775	97,500	0	0	0	97,500	18,525	0	18,525	9,750	0	9,750
Security Camera Replacements	664,999	515,503	0	0	0	515,503	97,946	93,402	4,543	51,550	0	51,550
Total Safety & Security	9,099,660	\$7,054,000	\$0	\$0	#DIV/0!	\$7,054,000	\$1,340,260	\$93,402	\$1,246,858	\$705,400	\$0	\$705,400
Summer Projects 2021												
Abbott Re-roof Ph 3	290,250	225,000	195,000	1,321	0.68%	196,321	42,750	46,095	(3,345)	22,500	25,334	47,834
Bryan Paving Ph 2	305,730	237,000	257,237	10,073	3.92%	267,310	45,030	35,864	9,166	23,700	(30,310)	(6,610)
Cather Site Lighting	129,000	100,000	88,245	0	0.00%	88,245	19,000	6,517	12,483	10,000	24,238	34,238
Cottonwood Intercom Replacement	161,250	125,000	82,500	0	0.00%	82,500	23,750	36,036	(12,286)	12,500	42,500	55,000
Disney RTU Replacement	799,800	620,000	744,400	(1,401)	-0.19%	742,999	117,800	71,659	46,141	62,000	(76,859)	(14,859)
Ezra Water Heater Replacement	45,150	35,000	62,025	0	0.00%	62,025	6,650	8,836	(2,186)	3,500	(29,211)	(25,711)
Harvey Oaks Chiller Replacement	322,500	250,000	186,000	0	0.00%	186,000	47,500	39,125	8,375	25,000	64,000	89,000
Montclair Re-roof Ph 3	98,040	76,000	70,500	0	0.00%	70,500	14,440	25,354	(10,914)	7,600	(5,414)	2,186
Morton Re-roof Ph 1 (incl'd w Int. Reno)	416,670	323,000	0	0	0.00%	0	61,370	0	61,370	32,300	384,370	416,670
Morton RTU Replacement Ph 1	619,200	480,000	454,500	(3,728)	-0.82%	450,772	91,200	47,803	43,397	48,000	72,625	120,625
Morton Fire Alarm (incl'd w Int Reno)	161,250	125,000	0	0	0.00%	0	23,750	0	23,750	12,500	148,750	161,250
Neihardt Re-roof Ph 2	204,315	158,384	196,500	(76,616)	-38.99%	119,884	30,093	48,799	(18,706)	15,838	19,794	35,633
Neihardt Chiller Replacement	387,000	300,000	395,750	20,855	5.27%	416,605	57,000	52,983	4,017	30,000	(116,605)	(86,605)
Sandoz Intercom Replacement	161,250	125,000	105,977	0	0.00%	105,977	23,750	32,999	(9,249)	12,500	9,774	22,274
AMS Gym Floor Refinishing	34,830	27,000	23,320	6,825	29.27%	30,145	5,130	0	5,130	2,700	1,985	4,685
CMS Annex RTU Replacement	161,250	125,000	118,500	0	0.00%	118,500	23,750	19,430	4,320	12,500	6,500	19,000
CMS Annex YAP Improvements	51,600	40,000	36,776	(2,500)	-6.80%	34,276	7,600	8,083	(483)	4,000	5,241	9,241
NMS Intercom Replacement	354,750	275,000	130,000	2,590	1.99%	132,590	52,250	58,125	(5,875)	27,500	142,410	169,910
NMS Irrigation System Replacement	96,750	75,000	39,762	0	0.00%	39,762	14,250	0	14,250	7,500	49,488	56,988
NMS Track Replacement	617,910	479,000	513,411	(27,600)	-5.38%	485,810	91,010	58,054	32,956	47,900	(6,810)	41,090
KLHHS Dock & Service Drive Replacement	359,910	279,000	204,226	(17,406)	-8.52%	186,820	53,010	42,434	10,576	27,900	92,180	120,080
NHS Bleacher Replacement	451,500	350,000	320,519	6,992	2.18%	327,511	66,500	29,643	36,857	35,000	59,346	94,346
SHS South Lot Paving Replacement Ph 1	457,950	355,000	405,546	20,660	5.09%	426,206	67,450	87,016	(19,566)	35,500	(90,772)	(55,272)
WHS Intercom Replacement	1,354,500	1,050,000	305,757	0	0.00%	305,757	199,500	125,262	74,238	105,000	818,481	923,481
WHS Re-roof Ph 9	448,920	348,000	248,000	0	0.00%	248,000	66,120	74,487	(8,367)	34,800	91,633	126,433
Multiple Site- Door & Frame Replacement	129,000	100,000	82,500	0	0.00%	82,500	19,000	21,103	(2,103)	10,000	15,397	25,397
Multiple Site- HS Irrigation Pumps	77,400	60,000	34,570	0	0.00%	34,570	11,400	13,440	(2,040)	6,000	23,390	29,390

Project Name	Total Project Budget	Construction Budget	Contract Award	Change Orders \$	Change Orders %	Latest Estimate	Soft Cost Budget	Soft Cost Committed	Soft Cost Balance	Contingency Budget	Contingency Change	Contingency Balance
Total Summer Projects 2021	\$8,697,675	\$6,742,384	\$5,301,519	(\$59,934)	-1.13%	\$5,241,585	\$1,281,053	\$989,148	\$291,905	\$674,238	\$1,741,455	\$2,415,693
Summer Projects 2022												
Disney Intercom Replacement	122,550	95,000	176,884	0	0.00%	176,884	18,050	15,582	2,468	9,500	(81,884)	(72,384)
Holling Heights Intercom Replacement	122,550	95,000	136,898	0	0.00%	136,898	18,050	15,582	2,468	9,500	(41,898)	(32,398)
Morton RTU Replacement Ph 2	580,500	450,000	0	0	0.00%	450,000	85,500	35,619	49,882	45,000	0	45,000
Neihardt Re-roof Ph 3	477,300	370,000	407,800	0	0.00%	407,800	70,300	54,419	15,881	37,000	(37,800)	(800)
Rohwer Paving Replacement	145,125	112,500	0	0	0.00%	112,500	21,375	0	21,375	11,250	0	11,250
Wheeler Dock Replacement	96,750	75,000	0	0	0.00%	75,000	14,250	0	14,250	7,500	0	7,500
NMS Site Lighting	258,000	200,000	0	0	0.00%	200,000	38,000	18,018	19,982	20,000	0	20,000
NMS RTU Replacement	90,300	70,000	0	0	0.00%	70,000	13,300	17,018	(3,718)	7,000	0	7,000
NHS Boiler Room Waterproofing	154,800	120,000	0	0	0.00%	120,000	22,800	198	22,602	12,000	0	12,000
NHS Tennis Court Replacement	1,161,000	900,000	0	0	0.00%	900,000	171,000	0	171,000	90,000	0	90,000
SHS Elevator Upgrade	187,050	145,000	130,299	0	0.00%	130,299	27,550	44	27,506	14,500	14,701	29,201
SHS Glass Skylight Replacement	58,050	45,000	0	0	0.00%	45,000	8,550	0	8,550	4,500	0	4,500
SHS Main Gym Floor Refinishing	51,600	40,000	38,200	0	0.00%	38,200	7,600	0	7,600	4,000	1,800	5,800
SHS Tennis Court Replacement	1,161,000	900,000	0	0	0.00%	900,000	171,000	0	171,000	90,000	0	90,000
SHS Smoke EVAC Door Replacement	25,800	20,000	0	0	0.00%	20,000	3,800	0	3,800	2,000	0	2,000
SHS Practice Gym Backboard Replacement	45,150	35,000	0	0	0.00%	35,000	6,650	0	6,650	3,500	0	3,500
WHS Softball/Baseball Irrigation	64,500	50,000	49,814	0	0.00%	49,814	9,500	0	9,500	5,000	186	5,186
WHS Varsity Locker Replacement	187,050	145,000	0	0	0.00%	145,000	27,550	15,000	12,550	14,500	0	14,500
WHS Softball Field Drainage	193,500	150,000	0	0	0.00%	150,000	28,500	0	28,500	15,000	0	15,000
WHS Re-roof Ph 7	655,320	508,000	579,000	0	0.00%	579,000	96,520	64,028	32,492	50,800	(71,000)	(20,200)
WHS Waterproofing Ph 2	64,500	50,000	0	0	0.00%	50,000	9,500	0	9,500	5,000	0	5,000
Multiple Site- Door & Frame Replacement	96,750	75,000	0	0	0.00%	75,000	14,250	25,103	(10,853)	7,500	0	7,500
Multiple Site- Elem. Bball Backstops	64,500	50,000	0	0	0.00%	50,000	9,500	0	9,500	5,000	0	5,000
Multiple Site- Stage Rigging Repairs	51,600	40,000	0	0	0.00%	40,000	7,600	0	7,600	4,000	0	4,000
Total Summer Projects 2022	\$6,115,245	\$4,740,500	\$1,518,895	\$0	0.00%	\$4,956,395	\$900,695	\$260,609	\$640,086	\$474,050	(\$215,895)	\$258,155
Global Expenses	0	0	0	0	0.00%	0	0	145,409	(145,409)	0	(145,409)	(145,409)
Funding from Insurance Claims	0	0	0	0	0	0	0	0	0	0	0	0
<i>Future Years Summer Projects</i>	<i>30,806,297</i>	<i>23,880,850</i>	<i>0</i>	<i>0</i>	<i>0.00%</i>	<i>23,880,850</i>	<i>4,537,362</i>	<i>0</i>	<i>4,537,362</i>	<i>2,388,085</i>	<i>0</i>	<i>2,388,085</i>
Total 2020 Bond Issue	\$125,000,000	\$97,195,401	\$31,302,791	\$43,179	0.14%	\$97,148,803	\$18,085,059	\$4,600,836	\$13,484,222	\$9,719,540	\$187,085	\$9,906,625

Grey Cells Represent construction complete and Soft Cost Balance applied to Contingency

Bill	Senator	Committee	Hearing	Action	Description	MPS Stance	GNSA Stance	NASB Stance	NCSA Stance
LB364	Linehan	Revenue	1/28/2021	Linehan priority bill, Linehan MO125 failed	Adopt the Opportunity Scholarships Act and provide tax credits	Oppose		Oppose	Oppose
LB688	Blood	Revenue	1/19/2022		Adopt the Property Tax Reduction Act and eliminate credits under the Nebraska Property Tax Incentive Act				
LB690	Blood				Redefine basic skills competency for purposes of teachers' and administrators' certificates or permits				
LB696	Blood				Appropriate federal funds to the State Department of Education for school employee retention payments				
LB742	Erdman				Provide for minutes to be kept in an electronic record under the Open Meetings Act				
LB743	Erdman				Change provisions relating to when closed sessions may be held under the Open Meetings Act				
LB754	Bostar	Education	1/18/2022		Extend the commercial air filter pilot program of the State Department of Education	Monitor			
LB768	Albrecht				Change provisions relating to establishment of academic content standards for school distri				
LB774	Brewer	Government, Military and Veterans Affairs	1/19/2022		Adopt the First Freedom Act				
LB778	Brewer				Adopt the Government Neutrality in Contracting Act				
LB787	Groene)				Redefine a term and change applicability provisions under the Nebraska Budget Act				
LB840	Brewer				Change provisions relating to publication and rates for legal notices				
LB852	Day				Require behavioral health points of contact for school districts				
LB854	Day				Require notice to the Department of Health and Human Services in certain cases of alleged out-of-home child abuse or neglect				
LB860	Pahls				Change the valuation of certain real property for property tax purposes				
LB868	Morfeld				Change provisions relating to a classification system administered by the State Department of Education				
LB872	Brewer				Authorize the wearing of tribal regalia by certain students				
LB888	Day				Redefine multicultural education for school districts				

Bill	Senator	Committee	Hearing	Action	Description	MPS Stance	GNSA Stance	NASB Stance	NCSA Stance
LB890	Walz	Education	1/25/2022		Change the Tax Equity and Educational Opportunities Support Act				
LB891	Lindstrom				Change the distribution of sales tax revenue, school levy limitations, and other tax and school provisions				
LB908	McDonnell				Provide additional requirements for virtual conferencing under the Open Meetings Act				
LB912	Morfeld				Provide for mental health first aid training for school districts and change provisions relating to the use of lottery funds				
LB945	Linehan				Adopt the Teach in Nebraska Today Act, provide for student loan repayment assistance, and appropriate General Funds				
LB960	Vargas				Eliminate certain basic skill and content test requirements for eligibility for teaching certificates				
LB982	Hilkemann				Adopt the Education Savings Account Act and provide income tax adjustments				
LB986	Briese				Adopt the School District Property Tax Limitation Act				
LB987	Briese				Adopt the School District Property Tax Limitation Act				
LB997	Day				Change school entrance requirements				
LB1001	Erdman				Limit the school term for school districts and educational service units				
LB1030	Friesen				Exempt all tangible personal property from property tax				
LB1034	Pahls				Provide for designation of progress schools and progress plans and state intent to appropriate federal funds				
LR263CA	Blood				Constitutional amendment to require the Legislature to reimburse political subdivisions as prescribed				
LR264CA	Erdman				Constitutional amendment to prohibit the imposition of taxes other than retail consumption taxes and excise taxes				