



**ACKNOWLEDGMENT OF RECEIPT
OF NOTICE OF MEETING**

The undersigned members of the Board of Education of Millard, District #017, Omaha, Nebraska, hereby acknowledge receipt of advance notice of a special meeting of said Board of Education and the agenda for such meeting held at 6:30 P.M. on JANUARY 17, 2011, at Don Stroh Administrative Center 5606 South 147th Street Omaha, NE 68137

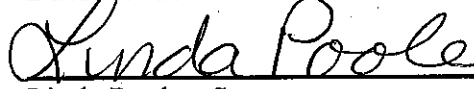
Dated this 17th day of JANUARY, 2011.




Michael Pate - President




David Anderson - Vice President




Linda Poole - Secretary



Julie Kannas, Treasurer



~~Brad Burwell~~ Patrick Ricketts




Mike Kennedy



Jeff Story - Millard North High School



Isis Hernandez - Millard South High School



Alison Brokke - Millard West High School

**NOTICE OF MEETING
SCHOOL DISTRICT NO. 17**

Notice is hereby given of a Board of Education meeting of School District No. 17, in the County of Douglas, which will be held at 6:30 p.m. on Monday, January 17, 2011 at 6606 South 147th Street, Omaha, Nebraska.

An agenda for such meetings, kept continuously current are available for public inspection at the office of the superintendent at 6606 South 147th Street, Omaha, Nebraska.

LINDA POOLE,
Secretary

1-14-11

**THE DAILY RECORD
OF OMAHA**

**RONALD A. HENNINGSEN, Publisher
PROOF OF PUBLICATION**

UNITED STATES OF AMERICA, }
The State of Nebraska, } ss.
District of Nebraska,
County of Douglas,
City of Omaha,

J. BOYD


being duly sworn, deposes and says that she is

LEGAL EDITOR

of THE DAILY RECORD, of Omaha, a legal newspaper, printed and published daily in the English language, having a bona fide paid circulation in Douglas County in excess of 300 copies, printed in Omaha, in said County of Douglas, for more than fifty-two weeks last past; that the printed notice hereto attached was published in THE DAILY RECORD, of Omaha, on

January 14, 2011

That said Newspaper during that time was regularly published and in general circulation in the County of Douglas, and State of Nebraska.



Subscribed in my presence and sworn to before
14th day of
me this January 20 11

Notary Public in and for Douglas County,
State of Nebraska

BOARD OF EDUCATION MEETING

JANUARY 17, 2011

NAME:

REPRESENTING:

Karen Wagner

Harvey Oaks

Mark M. Kyle

Brenda Braumann

Harvey Oaks

Jackie M. Burklund

Harvey Oaks

Bridget Kowal

||

Lachelle Zuhke

Carol Latka

Harvey Oaks

Cheryl Lina

Harvey Oaks

Brenda Bidder

Harvey Oaks

Elaine Lamberty

Harvey Oaks

Jeanette W. Lewis

MWMS

Jim Green

H. Oaks

Molly Erickson

MGA

Kristin Smith

Parent

Sue Hillman

Harvey Oaks

Frank Solomon

Cather

BOARD OF EDUCATION MEETING

JANUARY 17, 2011

NAME:

REPRESENTING:

Claire Noller

Jamie Noller

Nancy & Doug Noller

Mike Stopak

IBEW 22

Stephanie Morgan

Millard Parent Society

Kim Seon

Kate Montgomery

Jessie Melligen

Aldrich

Sharon Epstein

Aldrich

Josh Kolar

Lylia Kolar

Andy DeFrance

Neihardt Elem.

Heather Chypr

MNHS

Paul

Cathy

M. Huett

HARVEY OAKS

John Flaxbeard

parent

Shirley G. G.

Diane Krog

staff- H.O.

Rabeta Deume

HO staff

Shannon Fisher

Psychologist



BOARD OF EDUCATION
MEETING



JANUARY 17, 2011

BOARD OF EDUCATION
MILLARD PUBLIC SCHOOLS
OMAHA, NEBRASKA

BOARD MEETING
6:30 P.M.

STROH ADMINISTRATION CENTER
5606 SOUTH 147th STREET
JANUARY 17, 2011

AGENDA

A. Call to Order

The Public Meeting Act is posted on the Wall and Available for Public Inspection

B. Pledge of Allegiance

C. Roll Call

D. Public Comments on agenda items – This is the proper time for public questions and comments on agenda items only. Please make sure a request form is given to the Board President before the meeting begins.

E. Routine Matters

1. Oath of Office
2. Election of Officers
3. *Approval of Board of Education Minutes – December 20, 2010
4. *Approval of Bills
5. *Receive the Treasurer's Report and Place on File

F. Information Items

1. Employees of the Month
2. Superintendent's Comments
3. Board Comments/Announcements
4. Report from Student Representatives

G. Unfinished Business:

1. Approval of Policy 3510 – Support Services – Operations – Security - Locks
2. Approval of Policy 3517 – Business – Injury Prevention Program

H. New Business

1. Approval to Cancel the Board of Education Meeting on Monday, February 7, 2011
2. Approval of 2012-2013 Calendar
3. Approval of Revision of Calendar for Millard South High School
4. Designation of Official Newspaper
5. Designation of Depository Banks
6. Reaffirm Rule 3517.1 – Business – Safety Committee
7. Approval of Revised AWA Grade 3 and AWA Grade 5 Cut Scores
8. Administrator for Hire
9. Approval of Personnel Actions: Resignation, Voluntary Separation(s), and New Hire(s)

I. Reports

1. Enrollment Report
2. IB Evaluations
3. Terra Nova Report
4. Legislation

J. Future Agenda Items/Board Calendar.

1. Committee of the Whole Meeting on Monday, January 24, 2011 at 6:30 p.m. at the Don Stroh Administration Center, 5606 South 147th Street
2. Committee of the Whole Meeting on Monday, February 14, 2011 at 6:30 p.m. at the Don Stroh Administration Center, 5606 South 147th Street
3. Board of Education Meeting on Monday, February 21, 2010, 2011 at 6:30 p.m. at the Don Stroh Administration Center, 5606 South 147th Street
4. Board of Education Meeting on Monday, March 7, 2011 at 6:30 p.m. at the Don Stroh Administration Center, 5606 South 147th Street
5. Committee of the Whole Meeting on Monday, March 14, 2011 at 6:30 p.m. at the Don Stroh Administration Center, 5606 South 147th Street
6. Board of Education Meeting on Monday, March 21, 2010, 2011 at 6:30 p.m. at the Don Stroh Administration Center, 5606 South 147th Street

K. Public Comments - This is the proper time for public questions and comments on any topic. Please make sure a request form is given to the Board President before the meeting begins.

L. Adjournment:

All items indicated by an asterisk (*) will comprise the Consent Agenda and may be acted on in a single motion. Items may be deleted from the Consent Agenda by request of any board member.

BOARD OF EDUCATION
MILLARD PUBLIC SCHOOLS
OMAHA, NEBRASKA

BOARD MEETING
6:30 P.M.

STROH ADMINISTRATION CENTER
5606 SOUTH 147TH STREET
JANUARY 17, 2011

ADMINISTRATIVE MEMORANDUM

A. Call to Order

The Public Meeting Act is posted on the Wall and Available for Public Inspection

B. Pledge of Allegiance

C. Roll Call

D. Public Comments on agenda items - This is the proper time for public questions and comments on agenda items only. Please make sure a request form is given to the Board President prior to the meeting.

E.1. Oath of Office

E.2. Election of Officers

*E.3. Motion by _____, seconded by _____, to approve the Board of Education Minutes – December 20, 2010 (See enclosure.)

*E.4. Motion by _____, seconded by _____, to approve the bills. (See enclosures.)

*E.5. Motion by _____, seconded by _____, to receive the Treasurer's Report and Place on File. (See enclosure.)

F.1. Employees of the Month

F.2. Superintendent's Comments

F.3. Board Comments/Announcements

F.4. Report from Student Representatives

G.1. Motion by _____, seconded by _____, to approve Policy 3510 – Support Services – Operations – Security - Locks (See enclosure.)

G.2. Motion by _____, seconded by _____, to approve Policy 3517 – Business – Injury Prevention Program (See enclosure.)

H.1. Motion by _____, seconded by _____, to cancel the Board of Education Meeting on Monday, February 7, 2011 (See enclosure.)

H.2. Motion by _____, seconded by _____, to approve the 2012-2013 Calendar (See enclosure.)

H.3. Motion by _____, seconded by _____, to approve the revised 2010-2011 calendar for Millard South High School (See enclosure.)

Administrative Memorandum

January 17, 2011

Page 2

- H.4. Motion by _____, seconded by _____, to continue to publish legal notices of regular and special meetings of the Board of Education in the Daily Record, unless the deadline dictates publication in the World-Herald or Midlands Business Journal (See enclosure.)
- H.5. Motion by _____, seconded by _____, that the district designate the First National Bank of Omaha and the Nebraska Liquid Asset Fund as the primary depositories for school district funds with the further designation of Wells Fargo Bank, US Bank, First Westroads Bank, Great Western Bank, and Omaha State Bank for school activity fund deposits (See enclosure.)
- H.6. Motion by _____, seconded by _____, to reaffirm Rule 3517.1 – Business – Safety Committee (See enclosure.)
- H.7. Motion by _____, seconded by _____, to approve the revised Analytical Writing Assessment Grade 3 and Grade 5 Cutscores (See enclosure.)
- H.8. Motion by _____, seconded by _____, to approve Andy DeFreece, as the Director of Elementary Education and Early Childhood Education (See enclosure.)
- H.9. Motion by _____, seconded by _____, to approve Personnel Actions: Resignation, Voluntary Separation(s), and New Hire(s) (See enclosures.)

I. Reports:

1. Enrollment Report
2. IB Evaluations
3. Terra Nova Report
4. Legislation

J. Future Agenda Items/Board Calendar

1. Committee of the Whole Meeting on Monday, January 24, 2011 at 6:30 p.m. at the Don Stroh Administration Center, 5606 South 147th Street
2. Committee of the Whole Meeting on Monday, February 14, 2011 at 6:30 p.m. at the Don Stroh Administration Center, 5606 South 147th Street
3. Board of Education Meeting on Monday, February 21, 2010, 2011 at 6:30 p.m. at the Don Stroh Administration Center, 5606 South 147th Street
4. Board of Education Meeting on Monday, March 7, 2011 at 6:30 p.m. at the Don Stroh Administration Center, 5606 South 147th Street
5. Committee of the Whole Meeting on Monday, March 14, 2011 at 6:30 p.m. at the Don Stroh Administration Center, 5606 South 147th Street
6. Board of Education Meeting on Monday, March 21, 2010, 2011 at 6:30 p.m. at the Don Stroh Administration Center, 5606 South 147th Street

K. Public Comments - This is the proper time for public questions and comments on any topic. Please make sure a request form is given to the Board President before the meeting begins.

L. Adjournment All items indicated by an asterisk (*) will comprise the Consent Agenda and may be acted on in a single motion. Items may be deleted from the Consent Agenda by request of any board member.

The citizens of the Millard School district have entrusted in you the education of the children in this community.

It is your "moral and ethical responsibility to function courageously and impartially to assure the greatest good to the greatest number at all times." You "shall represent open-mindedly the entire school district...recognizing that the schools belong to the people."

You must devote time, thought, and study to school activity in order to make creditable decisions.

You must work with fellow board members in a spirit of harmony and cooperation, in spite of differences of opinion.

You will know that at all times, as an individual, you have no legal authority outside the meetings of the board.

You must resist pressure to use your position as a school board member to benefit yourself, or any other individual or agency, apart from the total interest of the school district.

You must know that under all circumstances the primary function of the Board is to establish policies by which the schools are to be administered.


I, David Anderson, Michael Kennedy, Patrick Ricketts, do solemnly swear that I will support the Constitution of the United States and the constitution of the State of Nebraska, against all enemies, foreign and domestic; that I will bear true faith and allegiance to the same; that I take this obligation freely and without mental reservation or for purpose of evasion: and that I will faithfully and impartially perform the duties of a member of the Millard School Board; according to law, and to the best of my ability. And I do further swear that I do not advocate, nor am I a member of any political party or organization that advocates the overthrow of the government of the United States or of this state by force or violence; and that during such time as I am in this position I will not advocate nor become a member of any political party or organization that advocates the overthrow of the government of the United States or of this state by force or violence. So help me God.


David Anderson, Michael Kennedy, Patrick Ricketts, do you accept the responsibility of the position on the Millard School Board? I declare you, David Anderson, Michael Kennedy, and Patrick Ricketts, an official board member of Millard School District #17.

As President of the Millard School Board, "I congratulate you and welcome you to one of the most important volunteer positions you will ever hold."

I, **David Anderson, Michael Kennedy, Patrick Ricketts**; do solemnly swear that I will support the Constitution of the United States and the constitution of the State of Nebraska, against all enemies, foreign and domestic; that I will bear true faith and allegiance to the same; that I take this obligation freely and without mental reservation or for purpose of evasion: and that I will faithfully and impartially perform the duties of a member of the Millard School Board; according to law, and to the best of my ability. And I do further swear that I do not advocate, nor am I a member of any political party or organization that advocates the overthrow of the government of the United States or of this state by force or violence; and that during such time as I am in this position I will not advocate nor become a member of any political party or organization that advocates the overthrow of the government of the United States or of this state by force or violence. So help me God.


 _____ 1/17/11
DAVID ANDERSON **DATE**


 _____ 1-17-11
MICHAEL KENNEDY **DATE**


 _____ 1-17-11
PATRICK RICKETTS **DATE**

MILLARD PUBLIC SCHOOLS
SCHOOL DISTRICT NO 17

A meeting was held of the Board of Education of the School District No. 17, in the County of Douglas in the State of Nebraska. The meeting was convened in open and public session at 6:30 p.m., Monday, December 20, 2010, at the Don Stroh Administration Center, 5606 South 147th Street.

Present: Michael Pate, Dave Anderson, Linda Poole, Brad Burwell, Mike Kennedy, and Julie Kannas

Absent: Brad Burwell

Notice of this meeting was given in advance thereof by publication in the Daily Record on December 17, 2010; a copy of the publication is being attached to these minutes. Notice of this meeting was given to all members of the Board of Education and a copy of their Acknowledgment of Receipt of Notice and the agenda are attached to these minutes. Availability of the agenda was communicated in advance notice and in the notice of the Board of Education of this meeting. All proceedings hereafter shown were taken while the convened meeting was open to the attendance of the public.

Mr. Pate called the meeting to order and announced the public meeting Act is posted on the wall and available for public inspection. Mr. Pate asked everyone to say the Pledge of Allegiance.

Roll call was taken and members present were: Mike Pate, Dave Anderson, Linda Poole, Mike Kennedy, and Julie Kannas. Absent was Brad Burwell.

Motion by Mike Kennedy, seconded by Linda Poole, to excuse Brad Burwell from the meeting, upon roll call vote, all members voted aye. Motion carried.

Motion by Mike Kennedy, seconded by Dave Anderson, to approve the Board of Education Minutes of December 6, 2010, approve the bills, and receive the Treasurer's Report and Place on File, upon roll call vote, all member voted aye. Motion carried.

Showcase highlighted fall sport in softball, football, volleyball, and cross country. Samantha Morrissey and Lori Umstead were honored for receiving their national certification for teachers.

Superintendent's Comments:

1. The District was on the front page of the Midlands section today in regards to the Learning Community where it was stated the district did not comply with a request from them, however, one reason for not complying to the request was because the law calls for aggregate data being shared not individual data, which was requested by the Learning Community. Millard was not the only District who did not comply with their request.
2. Today a holiday message was sent out to all staff members from the board members and Dr. Lutz.

Board Comments:

Mike Kennedy stated he was incensed by statements made by Rick Kolowski, in the article in the paper today. The Learning Community was given the reasons why the information was not provided by the Superintendent and

Board of Education Minutes
December 20, 2010
Page 2

the attorney for the District. He continued by stating that Dr. Kolowski seems to forget about the area that elected him to the Learning Community.

Dave Anderson wished everyone a happy holiday.

Mr. Anderson reported that he, Mike Pate and Mike Kennedy met with new board member Patrick Ricketts for an orientation session. He said he is looking forward to working with Patrick.

Mr. Anderson also attended a meeting in Lincoln at the Nebraska Association of School Boards in regards to transitioning into the position as one of the Board of Directors.

Mr. Anderson thanked all of the administrators who attended the holiday event sponsored by the Board.

Mr. Anderson appreciated the luncheon with the four state senators where Millard stated their case for restructuring the governance of the Learning Community.

Linda Poole wished all of the staff a happy holiday, and expressed her thanks to all teachers, administrators and classified staff members.

Mike Pate reported that he will be attending an orientation session for the Learning Community board, and he will report back to the Millard board about how the session goes.

Alison Brokke, student representative from Millard West High School and Isis Hernandez, student representative from Millard South High School reported on the academic and athletic activities at their respective buildings.

Motion by Dave Anderson, seconded by Mike Kennedy, to approve Board Members: Mike Kennedy and Linda Poole to attend the NSBA Federal Relations Network Conference, upon roll call vote, all members voted aye. Motion carried.

Motion by Linda Poole, seconded by Julie Kannas, to delete Policy 3240 – Business – Land Transfer To and From the School District and Rule 3240.1 – Business – Land Transfer Into or Out of the School District, upon roll call vote, all members voted aye. Motion carried.

Linda Poole provided the first reading of Policy 3510 – Business – Security – Buildings and Grounds – Keys. This Policy will be on the next board agenda for approval.

Dave Anderson provided the first reading of Policy 3517 – Business – Injury Prevention Program. This policy will be on the next board agenda for approval.

Motion by Dave Anderson, seconded by Julie Kannas, to approve Rule 5400.3 – Pupil Services – Discipline of Students under Section 504 of the Rehabilitation Act of 1973, upon roll call vote, all members voted aye. Motion carried.

Motion by Linda Poole, seconded by Julie Kannas, to reaffirm Policy 5480 – Pupil Services – Search and Seizure; reaffirm Rule 5480.1 Pupil Services – Search and Seizure, and reaffirm Rule 5480.2 Pupil Services – Searcher by Sniffer Dogs, upon roll call vote, all members voted aye. Motion carried.


Board of Education Minutes
December 20, 2010
Page 3

Motion by Dave Anderson, seconded by Julie Kannas, to approve Personnel Actions: Leave of Absence: Samantha A. Morrissey; Voluntary Separations: Cheryl K. Becker, Dennis A. Hanley, Nancy J. Brugger, Pamela S. Hoover, Gay Lynn Baker, Danya A. Linneman, Kenneth E. Miller, and Robert J. Trauernicht; Resignation Notification Incentive Program (RNI): Cheryl K. Becker, Bryan A. Lubbers, Tonia N. Ferguson, Linda S. Ferguson, Barbara J. Asmus, Charles Asmus, Sean M. Johnston, Kate McGinness, Nanch J. Brugger, Melissa L. Zeches, Autum Cole, Dennis A. Hanley, Marcee L. Timmermans, Ann E. Stritt, Diann R. Berzina, David C. Robinson, Sarah B. Anderson, Tana M. Wallace, Pamela S. Hoover, Gay Lynn Baker, Tracy Glantz, Danya A. Linneman, Kenneth E. Miller, and Robert J. Trauernicht; and New Hire: David G. McEnaney, upon roll call vote, all members voted aye. Motion carried.

Reports included a Risk Management report, Building Site Plans, and Legislation

Future Agenda Items/Board Calendar: A Board of Education Meeting will be held on Monday, January 10, 2011 at 6:30 p.m. at the Don Stroh Administration Center, 5606 South 147th Street. The PDK Dinner will be on Wednesday, January 12, 2011 at 5:30 p.m. at the Henry Doorly Zoo Treetop Restaurant. A Committee of the Whole Meeting will be held on Monday, January 17, 2011 at 6:30 p.m. at the Don Stroh Administration Center, 5606 South 147th Street. A Board of Education Meeting will be held on Monday, January 24, 2011 at 6:30 p.m. at the Don Stroh Administration Center, 5606 South 147th Street. A Board of Education Meeting will be held on Monday, February 7, 2011 at 6:30 p.m. at the Don Stroh Administration Center, 5606 South 147th Street. A Committee of the Whole Meeting will be held on Monday, February 14, 2011 at 6:30 p.m. at the Don Stroh Administration Center, 5606 South 147th Street. A Board of Education Meeting will be held on Monday, February 21, 2010, 2011 at 6:30 p.m. at the Don Stroh Administration Center, 5606 South 147th Street. A Board of Education Meeting will be held on Monday, March 7, 2011 at 6:30 p.m. at the Don Stroh Administration Center, 5606 South 147th Street. A Committee of the Whole Meeting will be held on Monday, March 14, 2011 at 6:30 p.m. at the Don Stroh Administration Center, 5606 South 147th Street. A Board of Education Meeting will be held on Monday, March 21, 2010, 2011 at 6:30 p.m. at the Don Stroh Administration Center, 5606 South 147th Street.

Mike Pate adjourned the meeting.


SECRETARY

Millard Public Schools
January 10, 2011

Millard Public Schools

12

Check Register**Prepared for the Board Meeting of January 10, 2011**

Check No	Vend No	Vendor Name	Amount
319738	135034	ALDRICH ELEMENTARY	-671.00
319740	138472	BLAKE SCHOOL	430.00
319741	065420	CENTRAL MIDDLE SCHOOL	-483.00
319742	133617	CONOCOPHILLIPS	9,783.50
319743	108436	COX COMMUNICATIONS INC	43,373.68
319744	133397	HY-VEE INC	1,528.33
319745	102582	HYATT REGENCY-MINNEAPOLIS	1,535.44
319747	132434	BRENT HINKLE	200.00
319748	134284	KIEWIT MIDDLE SCHOOL	-7,529.00
319749	100006	LINCOLN SOUTHEAST HIGH SCHOOL	231.00
319750	100006	LINCOLN SOUTHEAST HIGH SCHOOL	210.00
319751	065438	MILLARD NORTH HIGH SCHOOL	-16,475.00
319752	065440	MILLARD SOUTH HIGH SCHOOL	-18,117.00
319753	065443	MILLARD WEST HIGH SCHOOL	-8,460.00
319754	107732	BRIAN L NELSON	81.25
319755	071368	PETTY CASH/MILLARD NORTH	238.63
319756	072400	PHI DELTA KAPPA	60.00
319757	073040	PITNEY BOWES PRESORT SERVICES INC	10,000.00
319758	099927	RALSTON HIGH SCHOOL	135.00
319759	099927	RALSTON HIGH SCHOOL	135.00
319760	099927	RALSTON HIGH SCHOOL	70.00
319762	068834	UNIVERSITY OF NEBRASKA-LINCOLN	196.00
319763	068839	UNIVERSITY OF NEBRASKA KEARNEY	70.00
319764	102150	ARMAND HAMMER UNITED WORLD COLLEGE	3,327.00
319765	100301	BELLEVUE EAST HIGH SCHOOL	600.00
319766	133617	CONOCOPHILLIPS	9,242.42
319768	109069	ELIZABETH A FIALA	491.15
319769	100006	LINCOLN SOUTHEAST HIGH SCHOOL	57.00
319770	067253	NATIONAL ASSOC OF SECONDARY	295.00
319772	068020	NATIONAL SCIENCE TEACHERS ASSOC	205.00
319773	068834	UNIVERSITY OF NEBRASKA-LINCOLN	21.00
319774	068840	UNIVERSITY OF NEBRASKA AT OMAHA	300.00
319775	099997	WESTSIDE HIGH SCHOOL	175.00
319776	010040	A & D TECHNICAL SUPPLY CO INC	137.68
319777	010036	PREISTER INC	248.00
319778	131806	ACADEMIC SUPERSTORE	345.00
319779	109853	ACCESS ELEVATOR INC.	275.00
319780	134315	ACE WELDING & REPAIRING, INC.	704.55
319781	010003	ACT INC	14,662.17
319782	130455	ADAMS & SULLIVAN PC	720.00
319783	133402	KAREN S ADAMS	72.15
319786	010809	AIRCAD INC	2,750.00
319787	108351	AIRGAS NORTH CENTRAL INC	53.54
319788	133620	AKSARBEN PIPE & SEWER CLEANING LLC	517.00
319789	133646	AKSARBEN SERVICES INC	339.14
319790	136365	ALEGENT HEALTH	4,916.66

Date: 1/5/2011

Millard Public Schools

13

Check Register**Prepared for the Board Meeting of January 10, 2011**

Check No	Vend No	Vendor Name	Amount
319791	136659	ALL CREATURES VETERINARY CLINIC	80.22
319792	011051	ALL MAKES OFFICE EQUIPMENT	935.20
319793	011185	ALLIED OIL & SUPPLY, INC.	289.50
319794	011175	ALLTECH,INC	743.45
319796	107651	AMAZON.COM INC	171.69
319797	097090	AMERICAN BOILER COMPANY	12,037.24
319798	132542	AMERICAN STRING TEACHERS ASSN	255.00
319799	102430	AMI GROUP INC	405.00
319800	069689	AMSAN LLC	14,365.46
319801	012590	HOLLAND USA INC	418.76
319802	012850	ANDERSON INDUSTRIAL ENGINES CO INC	307.40
319803	131265	JILL M ANDERSON	41.00
319804	130469	SUSAN J ANGLEMYER	384.00
319805	012989	APPLE COMPUTER INC	5,692.00
319806	135051	APPLES & MORE A TEACHERS STORE	74.19
319807	106436	AQUA-CHEM INC	1,099.13
319808	133770	DIANE ARAUJO	28.50
319809	106207	ASCD	985.00
319810	134235	SARAH A ASCHENBRENNER	106.45
319811	013496	ASCD	1,258.40
319812	100014	ATLAS PEN & PENCIL CORPORATION	38.11
319813	134427	AUTISM ASPERGERS PUBLISHING CO	93.00
319814	138291	AUTISM CENTER OF NEBRASKA INC	16,096.11
319815	102237	AUTO STATION	1,795.21
319817	108092	ARNOLD MOTOR SUPPLY LP	1,711.06
319818	067004	AVATECH SOLUTIONS INC	1,580.00
319819	013890	AWARDS UNLIMITED INC.	39.70
319820	134267	B & D DIAMOND PRO INC	1,700.00
319821	102727	B & H PHOTO	249.90
319822	137625	ADINA E BABKO	12.31
319823	016295	BADGER BODY & TRUCK EQUIPMENT CO	1,039.80
319824	109852	BAER SUPPLY	1,059.38
319825	017908	REX J BARKER	19.70
319826	099646	BARNES & NOBLE BOOKSTORE	1,482.89
319827	017877	CYNTHIA L BARR-MCNAIR	79.40
319828	107979	LORI A BARTELS	112.30
319829	138054	BAXTER FORD INC	100.00
319830	107540	BRIAN F BEGLEY	374.50
319831	134884	JULIE K BERGSTROM	18.65
319832	134945	NOLAN J BEYER	137.00
319833	137222	ALEXANDER LYNN BLACK	100.00
319834	134478	TIFFANY M BOCK SMITH	55.00
319835	130899	KIMBERLY M BOLAN	187.00
319836	135539	SHEILA F BOLMEIER	49.00
319838	019559	BOUND TO STAY BOUND BOOKS INC	14,113.25
319839	132888	MICHELLE M BOYD	57.50

Millard Public Schools

14

Check Register**Prepared for the Board Meeting of January 10, 2011**

Check No	Vend No	Vendor Name	Amount
319840	019835	BOYS TOWN NATIONAL	3,536.24
319841	138485	BENJAMIN J BRACHLE	376.92
319842	136193	BRENNAN INDUSTRIES INC	1,325.00
319843	130576	PAMELA A BRENNAN	134.50
319844	019861	BRIGGS, INC.	14.45
319845	130303	SCHOOL SPECIALTY INC	62.08
319846	133824	NANCY A BROWN	50.80
319849	106110	BRAD BURWELL	61.99
319850	099431	BUSINESS MEDIA INC	3,679.50
319851	134237	SCOTT G BUTLER	616.40
319852	137274	EILEEN CABRERA	27.20
319854	134350	CAMBIUM LEARNING	660.00
319855	106806	ELIZABETH J CAREY	18.54
319856	109117	VICKI R CARLSON	30.00
319857	132428	JENNIFER M CARSON	1,292.08
319858	131158	CURTIS R CASE	249.50
319859	133970	CCS PRESENTATION SYSTEMS	2,454.06
319860	133589	CDW GOVERNMENT, INC.	1,574.58
319861	024260	CENTER TROPHY COMPANY	79.00
319862	132206	NCH CORPORATION	296.76
319863	135648	SUSAN M CHADWICK	53.95
319864	018865	CHANNING BETE COMPANY INC	79.95
319865	132271	ERIK P CHAUSSEE	34.50
319866	106836	KEVIN J CHICK	153.75
319867	106851	CHILDREN'S HOME HEALTHCARE	10,608.50
319868	135535	BROWN UNIVERSITY	28.50
319869	138480	BRIAN W CHRISTOPHERSON	165.00
319870	132697	CLASSROOM PRODUCTS WAREHOUSE LLC	51.95
319871	025235	DALE CLAUSEN	154.00
319872	101174	CLAY TIMES INC	62.00
319873	131135	PATRICIA A CLIFTON	68.15
319874	136099	CLOVERDALE MANUFACTURING CO	226.62
319875	137739	KAREN J COATES	28.50
319876	137013	NANCY S COLE	98.60
319877	025455	COLLEGE BOARD	700.00
319878	108093	COMFORT PRODUCTS DISTRIBUTING	84.65
319879	022701	SHARON R COMISAR-LANGDON	46.50
319880	106902	COMMUNICATION SERVICES INC.	287.33
319881	135082	OCCUPATIONAL HEALTH CTRS OF NE PC	98.00
319882	026057	CONTROL MASTERS INC	11,419.89
319883	024157	COUNCIL FOR EXCEPTIONAL CHILDREN	147.85
319884	133002	MONICA M COX	28.50
319885	026970	CRESCENT ELECTRIC SUPPLY CO	15.71
319886	133754	CRESS MANUFACTURING COMPANY INC	104.00
319887	109021	PATRICIA A CRUM	123.90
319888	099957	CRYSTAL SPRINGS BOOKS	489.17

Date: 1/5/2011

Millard Public Schools

15

Check Register**Prepared for the Board Meeting of January 10, 2011**

Check No	Vend No	Vendor Name	Amount
319889	027300	CUMMINS CENTRAL POWER LLC	892.36
319890	027345	CURRICULUM ASSOCIATES INC	279.84
319891	100577	CURTIS 1000	1,435.63
319892	130900	CHERYL L CUSTARD	97.50
319893	130731	D & D COMMUNICATIONS	47.50
319894	131483	JANET L DAHLGAARD	91.05
319895	132671	JEAN T DAIGLE	115.25
319896	131003	DAILY RECORD	40.00
319898	138306	STACY DARNOLD	58.05
319899	032246	PAMELA M DAVIS	53.00
319900	032497	CHERYL R DECKER	41.50
319901	106713	ANDREW S DEFREECE	26.80
319903	136493	ANNE DELUCA	100.00
319904	136316	EVA DENTON	24.25
319905	133009	ROBERTA E DEREMER	45.55
319906	137331	BASTIAN DERICHs	36.70
319907	106319	DES MOINES STAMP MANUFACTURING	79.20
319908	137024	DEVELOPMENTAL SERVICES OF NE INC	2,709.72
319909	109850	DEX MEDIA EAST LLC	227.70
319910	130685	VOGEL WEST INC	305.06
319911	099220	DICK BLICK CO	459.68
319912	137713	DIESEL POWER EQUIPMENT CO INC	114.57
319913	033473	DIETZE MUSIC HOUSE INC	548.18
319914	132669	DIGITAL DOT SYSTEMS INC	150.00
319915	131797	DIRECT ADVANTAGE	221.99
319916	099552	DISCOUNT SCHOOL SUPPLY	255.27
319917	101561	DISCOVER WRITING COMPANY	84.95
319919	135973	MATTHEW L DOMINY	25.00
319920	138481	BARRY A DONSCHESKI	7.50
319921	130648	DOSTALS CONSTRUCTION CO INC	15,175.00
319925	130908	DOUGLAS COUNTY SCHOOL DIST.28-0001	350,002.32
319926	135689	SUSAN M DULANY	71.15
319928	133806	E & A CONSULTING GROUP INC	4,250.00
319929	138426	KELLY EALY	57.70
319930	036520	EASTERN NE HUMAN SERVICES AGENCY	17,760.00
319931	052370	ECHO ELECTRIC SUPPLY CO	2,891.26
319932	134991	BRADLEY EDMUNDSON	32.00
319933	132240	EDUCATION LOGISTICS, INC	1,300.00
319934	069805	NORTHWEST REGIONAL ED LABORATORY	126.00
319935	037525	EDUCATIONAL SERVICE UNIT #3	32,056.39
319936	138353	AFTON J EHLERS	65.55
319937	137852	REBEKAH EHLy	50.00
319938	133823	REBECCA S EHRHORN	330.65
319939	038100	ELECTRICAL ENGINEERING & EQPT CO	491.68
319940	038140	ELECTRONIC SOUND INC.	2,393.86
319941	131007	ELMAN & CO INC	3,463.00

Date: 1/5/2011

Millard Public Schools

16

Check Register**Prepared for the Board Meeting of January 10, 2011**

Check No	Vend No	Vendor Name	Amount
319942	130373	ELIZABETH A ENGELBART	61.11
319943	138390	SCHOOL SPECIALTY INC	49.25
319944	109066	TED H ESSER	86.75
319945	132699	FATHER FLANAGANS BOYS HOME	2,485.00
319946	136451	NATALIE FECH	50.00
319947	132862	SARAH FECH	50.00
319948	131826	ALICIA C FEIST	26.80
319949	040470	MARK W FELDHAUSEN	60.70
319950	133565	STEVE FELICI	54.15
319951	134227	ANDREA J FELTZ	43.00
319952	040537	FERGUSON ENTERPRISES INC	112.51
319953	137016	ANGELA L FERGUSON	123.73
319954	106956	FERRELLGAS	33.64
319955	137246	CONNIE L FIALA	15.00
319956	136320	JOSHUA P FIELDS	73.00
319957	133919	FILTER SHOP INC	1,225.40
319958	132001	BETH L FINK	21.80
319959	109855	SHANNON M FISCHER	61.35
319960	041086	FLINN SCIENTIFIC INC	330.00
319961	041100	FOLLETT LIBRARY RESOURCES	5,111.44
319962	041146	KENNETH J FOSSEN	360.70
319963	041543	AMY J FRIEDMAN	580.05
319964	135031	FSH COMMUNICATIONS LLC	360.00
319965	134168	ERIC W FULLER	20.00
319966	137663	FUN AND FUNCTION LLC	307.82
319967	106894	TAMMY GEBHART	174.00
319968	106660	GLASSMASTERS INC	8,762.17
319969	044891	GOPHER	910.10
319970	044896	KAREN A GORDON	15.05
319971	136192	DIANE K GOSE	16.15
319972	043609	GP DIRECT	567.03
319973	044950	GRAINGER INDUSTRIAL SUPPLY	1,200.02
319974	044965	KATHERINE A GRAY	117.25
319975	137071	GREATER OMAHA HEALTHY COMMUNITY	40.00
319976	134133	JANET L GRIERSON	22.90
319977	130083	HARRY S GRIMMINGER	63.00
319978	137856	ANNA GRONWOLD	100.00
319979	135016	CANDRA R GUENTHER	123.45
319980	131067	HANDWRITING WITHOUT TEARS	283.80
319981	138483	VIRGINIA J HANSEN	63.00
319983	047853	HAPPY CAB COMPANY INC	20,367.60
319984	056820	HARRY A KOCH COMPANY	82,600.00
319985	136458	JEAN M HASTINGS	76.15
319986	132634	MARK W HAWKINS	621.20
319987	132489	CHARLES E HAYES III	30.10
319988	048475	HEARTLAND FOUNDATION	5,548.00

Date: 1/5/2011

Millard Public Schools

17

Check Register**Prepared for the Board Meeting of January 10, 2011**

Check No	Vend No	Vendor Name	Amount
319992	137695	MARTHA L HEITMAN	100.50
319993	102842	HELGET GAS PRODUCTS INC	37.72
319994	108478	DAVID C HEMPHILL	33.50
319996	137206	NICOLAS A HERINK	50.00
319997	134455	ROBERT J HETTINGER	401.50
319999	048845	CAMILLE H HINZ	33.80
320000	048940	HOBBY LOBBY STORES INC	43.96
320001	136338	JOHN K HOOD	476.30
320002	132592	WILLIAM SPRAGUE, JR.	120.00
320003	137943	STACY M HORSHAM	63.18
320004	095520	LINDA D HORTON	59.45
320005	136336	VICTORIA L HOSKOVEC	83.50
320006	049650	HOUGHTON MIFFLIN HARCOURT PUB CO	55.58
320007	101533	DIANE F HOWARD	30.55
320008	135874	MATTHEW D HUBER	130.00
320009	137426	HUGHES MULCH PRODUCTS LLC	1,920.00
320010	101032	HUSKER MIDWEST PRINTING	1,033.60
320011	134807	MONICA A HUTFLES	54.15
320012	130283	KARA L HUTTON	67.60
320013	137311	DAO HUYNH	50.00
320014	133397	HY-VEE INC	683.31
320016	135004	HY-VEE INC	507.51
320017	049850	HY-VEE INC	707.73
320018	051573	IDEAL PURE WATER	31.00
320019	051575	THERESA A ILIFF	8.00
320020	131084	INDEPENDENT LIVING AIDS LLC	133.00
320021	108348	INDEPENDENT SYSTEMS INC	192.00
320022	135502	INDOFF, INC.	821.20
320023	102958	INTERSTATE ALL BATTERY CENTER	121.49
320024	100928	J W PEPPER & SON INC.	2,958.10
320025	101991	J.A. SEXAUER	83.46
320026	136314	KORRINDA K JAMIESON	112.15
320027	054230	JANELLE PUBLICATIONS INC	108.90
320028	131157	CHRISTINE A JANOVEC-POEHLMAN	87.05
320029	054240	HANNELORE W JASA	19.80
320030	136953	JSDO I LLC	402.51
320031	133059	DEBBIE A JENKINS	119.00
320032	133037	JENSEN TIRE COMPANY	407.69
320033	135999	DESIREE K JOHN	65.75
320034	054500	JOHNSON HARDWARE CO LLC	3,213.84
320035	059573	NANCY A JOHNSTON	31.45
320036	054630	JOHNSTONE SUPPLY	76.04
320037	135815	KYLE A JURGENS	438.00
320038	134473	KAEDEN CORPORATION	73.76
320039	101224	KAPCO	170.91
320040	056215	KAPLAN EARLY LEARNING CO	105.57

Date: 1/5/2011

Millard Public Schools

18

Check Register**Prepared for the Board Meeting of January 10, 2011**

Check No	Vend No	Vendor Name	Amount
320041	134194	KARCHER NORTH AMERICA INC	243.30
320042	132265	CATHERINE A KEISER	93.60
320043	132272	SUSAN L KELLEY	162.00
320044	134801	JULIE B KEMP	21.00
320045	138475	STEPHEN J KERKMAN	62.50
320047	131177	ANDREA L KIDD	26.65
320048	056770	BETTY H KLESITZ	41.50
320049	133944	SUSAN R KLOPP	23.10
320050	132264	MICHELLE M KLUG	61.60
320051	134607	KONICA MINOLTA PRINTING SOLUTIONS	1,457.39
320052	138422	JAMIE KOSELUK	100.00
320053	130480	MARY K KREIS	37.50
320054	057683	JANET F KRUGER	57.74
320055	137385	JOSEPH R KUEHL	55.80
320056	109033	AMANDA J KUNES	167.20
320057	137694	MCKAYLA LABORDE	102.37
320058	137010	CHRISTINA A LAGRONE	63.00
320059	058755	LAIDLAW TRANSIT INC	208.34
320060	099217	LAKESHORE LEARNING MATERIALS	1,837.32
320061	058775	LAMP RYNEARSON ASSOCIATES INC	1,064.19
320062	137285	RONALD L LANDALL	7.50
320063	135257	LANGUAGE LINE SERVICES	224.95
320064	121124	LORENE M LARSEN	50.10
320065	135688	DENISE A LARSON	134.50
320066	136518	JANET L LARSON	45.87
320067	058875	KELLY A LATIMER-BRIGGS	100.25
320068	135156	LAWSON PRODUCTS INC	703.73
320069	136240	VOYAGER EXPANDED LEARNING	84.95
320070	137834	GREGORY J LECLEIR JR	50.00
320071	135466	LEE VERNON	879.00
320072	108450	JACEN D LEFHOLTZ	210.05
320073	137345	BONNIE K LEVINGER	22.50
320074	137296	LIBERTY HARDWOODS INC	400.40
320075	059470	LIEN TERMITE & PEST CONTROL INC	683.00
320076	059577	LINGUISYSTEMS, INC.	87.90
320077	059560	MATHESON TRI-GAS INC	942.89
320078	137408	TASSANDRA F LITTLE	45.00
320079	138381	LIVESCRIBE INC	262.45
320080	133758	KRAIG J LOFQUIST	192.88
320082	131397	LOWE'S HOME CENTERS INC	465.64
320083	057770	LRP PUBLICATIONS INC	246.55
320084	135376	CASEY I LUNDGREN	108.50
320085	060155	LYMAN-RICHEY CORPORATION	1,177.05
320086	137819	CLARE MAAKESTAD	150.00
320087	099321	MACKIN BOOK CO	6,849.86
320088	138473	KEITH W MALY	205.00

Date: 1/5/2011

Millard Public Schools

19

Check Register**Prepared for the Board Meeting of January 10, 2011**

Check No	Vend No	Vendor Name	Amount
320089	108303	EARLY OUTDOOR SERVICES INC	3,618.00
320090	137007	KAREN M MARBLE	62.00
320091	133505	SUSAN N MARLATT	136.50
320092	135492	AMANDA F MARSHALL	19.14
320093	133201	DAWN M MARTEN	30.20
320094	133756	MARTIN MARIETTA MATERIALS INC	555.44
320095	107707	CHAD MARTINEZ	210.00
320096	108052	MAX I WALKER	334.67
320097	138341	MAXIM HEALTHCARE SERVICES INC	6,442.52
320098	107123	SUSAN P MCADAM	96.23
320099	137226	KELLY MCCULLOUGH	100.00
320100	100944	AMERICAN BUSINESS NETWORK	23.85
320101	063349	MCGRAW-HILL COMPANIES	170.46
320102	137014	RYE L MCINTOSH	162.40
320103	063361	ALBERT G MCKAIN	56.55
320104	099781	MCQUEENY LOCK COMPANY	432.00
320105	121126	PATRICIA A MEEKER	37.50
320106	134256	SAMANTHA MEISTER	50.00
320107	133998	SUZANNE R MELLIGER	76.00
320108	064413	MENARDS INC	377.25
320109	017611	ANGELA R MERCIER	22.00
320110	064600	METAL DOORS & HARDWARE COMPANY INC	3,480.00
320111	102139	METAL LOGOS AND MORE	92.41
320113	133403	AMERICAN NATIONAL BANK	9,619.61
320114	102466	MID-WEST TECH INC	1,204.50
320115	102870	MIDLAND COMPUTER INC	1,742.92
320116	064949	MIDWEST LABORATORIES INC.	220.00
320117	064950	MIDWEST METAL WORKS INC	1,145.00
320118	065233	MIDWEST TURF & IRRIGATION INC	885.04
320119	135398	JULIE A MILKS	142.50
320120	065400	MILLARD LUMBER INC	423.37
320121	107560	MILLARD METAL SERVICES INC.	105.28
320122	065410	MILLARD SCHOOLS ADMIN ACTIVITY FUND	924.90
320123	131328	MILLER ELECTRIC COMPANY	33,054.47
320124	132412	SANDRA R MILLER	39.85
320125	065844	LEAGUE OF HUMAN DIGNITY INC	259.10
320126	066014	CAROLINA WHOLESALE OFFICE MACHINES	2,937.47
320127	066083	KAREN F MONTGOMERY	31.15
320128	134532	MORRISSEY ENGINEERING INC	1,104.50
320129	063150	MSC INDUSTRIAL SUPPLY CO	78.33
320130	137052	DEVONYE J MULLINS	232.83
320131	133712	MURPHY TRACTOR & EQUIPMENT CO	512.31
320132	131395	DARREN D MYERS	90.00
320133	067000	NASCO	582.80
320134	134953	NATIONAL ASSOC FOR GIFTED CHILDREN	1,266.00
320135	107416	NATIONAL GEOGRAPHIC SOCIETY	270.00

Millard Public Schools

20

Check Register**Prepared for the Board Meeting of January 10, 2011**

Check No	Vend No	Vendor Name	Amount
320136	130548	SCANTRON CORP	867.57
320137	134321	NE DOL/BOILER INSPECTION PROGRAM	133.00
320139	068334	NEBRASKA AIR FILTER INC	6,635.93
320141	135550	NEBRASKA ASSN FOR SUPERVISION	1,900.00
320142	068343	NEBRASKA ASSN OF SCHOOL BOARDS	155.00
320143	068340	NEBRASKA ASSOCIATION FOR GIFTED	255.00
320144	068415	NEBRASKA COUNCIL OF SCHOOL	125.00
320145	131617	NEBRASKA COUNSELING ASSN	95.00
320146	068440	NEBRASKA DEPARTMENT OF EDUCATION	100.00
320147	068445	NEBRASKA FURNITURE MART INC	288.00
320148	134231	NEBRASKA SAFETY CENTER	150.00
320149	068684	NEBRASKA SCIENTIFIC	72.15
320150	138425	NETCHEMIA LLC	8,688.00
320151	134798	NEW VISION COMMUNICATIONS INC	64,031.90
320152	069099	CAROL C NEWTON	40.60
320153	069561	LYNNE NEWVILLE	60.50
320154	109843	NEXTEL PARTNERS INC	15,520.30
320155	136759	ROSHNI R NORONHA	15.00
320156	133368	KELLY R O'TOOLE	39.00
320157	050042	ANNE M OETH	136.50
320161	100013	OFFICE DEPOT 84133510	10,059.96
320162	070245	OHARCO DISTRIBUTORS	1,217.61
320164	070810	OMAHA PUBLIC SCHOOLS	240.00
320165	071025	OMAHA TRUCK CENTER INC	71.04
320166	071050	OMAHA WORLD HERALD CO	305.66
320167	133850	ONE SOURCE	1,081.00
320168	132146	ORIZON CPAS LLC	1,871.62
320169	107193	OTIS ELEVATOR COMPANY	2,247.64
320170	137876	DEREK OUTSON	100.00
320171	071180	OUTWATER PLASTICS INDUSTRIES INC	277.96
320172	071190	OVERHEAD DOOR COMPANY OMAHA	702.00
320173	134428	ELIZABETH A PACHTA	124.95
320174	071545	PAPER CORPORATION	24,729.60
320177	138288	PAPIO TRANSPORT SCHOOL SERVICE INC	14,290.00
320178	134636	JANIE L PAPP	57.00
320180	137015	GEORGE PARKER	106.10
320181	132006	ANDREA L PARSONS	134.00
320182	108098	ANGELO D PASSARELLI	392.15
320183	020175	PAUL H BROOKES PUBLISHING CO	96.79
320184	071891	PAYFLEX SYSTEMS USA INC	4,680.00
320185	131610	PATRICIA D BUFFUM	3,160.00
320186	082652	PEARSON EDUCATION	234.00
320187	109831	JANET PELSTER	36.00
320188	107783	HEIDI T PENKE	33.00
320189	072200	PERFECTION LEARNING CORP.	777.40
320190	137009	ANGELA J PETERSON	42.70

Millard Public Schools

21

Check Register**Prepared for the Board Meeting of January 10, 2011**

Check No	Vend No	Vendor Name	Amount
320191	134365	VICKY L PETERSON	190.00
320192	130721	MARY J PILLE	164.25
320193	072850	PLAYTIME EQUIPMENT & SCHOOL SUPPLY	1,346.40
320194	136003	MELISSA J POLONCIC	29.25
320195	072900	POPPLERS MUSIC INC	71.50
320197	137301	POWERHOUSE DISTRIBUTING LLC	524.99
320198	131835	PRAIRIE MECHANICAL CORP	2,681.64
320200	132713	PROTEX CENTRAL INC	76.00
320201	073867	PSYCHOLOGY TODAY	54.00
320202	136035	MICHAEL T QUINT	47.50
320203	135861	RABKIN & ASSOCIATES INC	3,946.80
320204	099219	RADIOSHACK CORP	55.47
320205	078250	RALSTON PUBLIC SCHOOLS	34,214.00
320206	078420	RAWSON & SONS ROOFING, INC.	33,095.00
320207	132369	RAY MARTIN COMPANY	440.00
320208	109810	BETHANY B RAY	139.50
320209	130143	READING RECOVERY COUNCIL NAT CONF	320.00
320210	100642	REALLY GOOD STUFF INC	706.44
320211	134858	JENNIFER L REID	18.60
320212	109192	KIMBERLI R RICE	153.90
320213	138482	ETHAN ALLEN RICHARDSON	50.00
320214	137396	RIS PAPER COMPANY INC	21,772.80
320215	136847	RIVERSIDE TECHNOLOGIES INC	480.00
320216	138312	PAIGE E ROBERTS	66.30
320217	079295	DALE H ROBINSON	105.30
320218	136190	LILIANA J MIRANDA-ROBLES	25.80
320219	079310	ROCKBROOK CAMERA CENTER	2,473.47
320220	138486	MIKE E ROGERS	240.67
320221	134882	LINDA A ROHMILLER	19.80
320222	134990	BRITTANY A ROM	90.00
320223	134081	EILEEN A RONCI	106.25
320224	137511	JANET S ROSE	6,912.00
320225	071023	OMAHA THEATER CO FOR YOUNG PEOPLE	32.00
320226	079440	ROSENBAUM ELECTRIC INC	4,413.85
320227	135959	MARLENE J ROWE	35.00
320228	072286	JEAN M RUCHTI	162.00
320230	133572	RURAL METRO MEDICAL SERVICES	2,244.00
320231	130477	KATHRYN I RYAN	32.00
320232	103137	RYDIN DECAL	406.09
320233	136595	THOMAS J RZEMYK	128.50
320234	079685	S & W FENCE COMPANY	1,472.00
320235	081495	LEONARD E SAGENBRECHT	23.60
320236	081604	JEFFREY A SALBERG	112.00
320237	081630	SAM'S CLUB DIRECT	50.94
320238	073300	PATTERSON MEDICAL SUPPLY INC	45.85
320239	081695	VWR CORPORATION	103.04

Date: 1/5/2011

Millard Public Schools

22

Check Register**Prepared for the Board Meeting of January 10, 2011**

Check No	Vend No	Vendor Name	Amount
320240	081725	KIMBERLEY K SAUM-MILLS	58.65
320241	133389	RYAN D SAUNDERS	30.00
320242	131353	HARLAND TECHNOLOGY SERVICES	12,007.10
320243	137835	LAUREN SCHAAL	100.00
320244	109806	BRENT J SCHADE	23.90
320245	138484	CINDY M SCHARFF	45.00
320246	106432	KELLI J SCHINSTOCK	66.00
320247	137092	MEGAN A SCHMIDT	45.00
320248	137012	SHELLEY L SCHMITZ	185.30
320250	082100	SCHOLASTIC INC	1,420.00
320251	132488	SCHOLASTIC LIBRARY PUBLISHING	18.89
320252	082140	SCHOLASTIC MAGAZINES	65.84
320253	138380	SCHOOL BUS SALES CO	2,328.40
320254	082200	SCHOOL HEALTH CORPORATION	673.11
320255	135488	SCHOOL NURSE SUPPLY	58.10
320256	082350	SCHOOL SPECIALTY INC	3,108.45
320257	134809	SCOTCHMAN INDUSTRIES INC	118.96
320259	082905	KIMBERLY A SECORA	11.05
320260	098765	SECURITY BENEFIT LIFE INS CO	371,840.45
320261	098765	SECURITY BENEFIT LIFE INS CO	3,038.88
320262	082910	SECURITY EQUIPMENT INC	4,558.60
320263	108161	STAN J SEGAL	113.20
320264	082941	KELLY M SELTING	103.50
320265	133498	SHARED MOBILITY COACH INC	3,704.75
320266	109800	AMY L SHATTUCK	147.50
320267	137697	LARIA K SHEA	271.45
320268	083186	MARK L SHIELDS	340.30
320269	102558	SHURLEY INSTRUCTIONAL MATERIALS	27.00
320270	133575	SIGN SOLUTIONS INC	72.00
320271	083400	SIMPLEXGRINNELL	989.88
320272	138275	LORI L SMITH	22.50
320273	134353	MICHAELA SMITH	50.00
320274	107093	CHARLENE S SNYDER	73.05
320275	F03032	SOFTCHOICE CORPORATION	187.20
320276	109793	LINCOLN OFFICE EQUIPMENT	57.50
320277	084081	SOUTH OMAHA TERMINAL WAREHOUSE CO	563.20
320278	100421	SOUTH/SOUTHWEST YMCA	147.00
320279	133173	SOUTHEASTERN CAREER APPAREL INC	216.00
320280	131714	JOHN D SOUTHWORTH	40.00
320281	136249	SPECIFIED DESIGN CONSULTANTS INC	181.90
320282	109836	AMY ST AMOUR	108.50
320286	101378	STAFF DEVELOPMENT FOR EDUCATORS	10,455.00
320287	137481	STAPLES CONTRACT & COMMERCIAL INC	456.41
320288	134116	STATE STEEL OF OMAHA	1,882.86
320289	136440	JULIE A STEDNITZ	20.40
320290	138276	SUSAN STODDARD	29.50

Millard Public Schools

23

Check Register**Prepared for the Board Meeting of January 10, 2011**

Check No	Vend No	Vendor Name	Amount
320292	137867	MEGAN K STUMP	152.30
320293	084930	SUPER DUPER INC	34.95
320294	102869	SUPER SAVER #20	496.00
320295	137942	STEPHEN A SUTERA	113.00
320296	084959	JAMES V SUTFIN	633.05
320297	138412	MICHAEL SUTHERLAND	100.00
320298	130911	SWANDA BUSINESS FORMS	357.39
320299	137011	CARRIE A SWANEY	166.00
320300	132417	JAMES D SWITZER	27.00
320301	099302	SYSCO LINCOLN INC	525.00
320302	088654	TARGET	1,279.29
320303	133969	TENNANT SALES & SERVICE COMPANY	480.47
320304	089130	THACKER ELECTRIC	26.85
320305	102822	THERAPRO INC	439.50
320306	130065	THERMAL SERVICES, INC.	565.00
320307	108099	THIELE GEOTECH INC	1,300.00
320308	137397	THINK SOCIAL PUBLISHING INC	241.00
320309	136381	ANNETTE J THOMAS	15.50
320310	102713	THOMPSON PUBLISHING GROUP INC.	428.50
320311	107959	NANCY C THORNBLAD	35.06
320312	132493	GREGORY E TIEMANN	68.50
320313	132140	TILT GOLF	312.00
320314	138304	TIME MANAGEMENT SYSTEMS	225.00
320316	136578	PEGGI S TOMLINSON	28.70
320317	136407	MIRWAIS TOOKHI	168.72
320318	131446	TOSHIBA AMERICA INFO SYS INC	2,508.89
320319	131446	TOSHIBA AMERICA INFO SYS INC	3,049.00
320320	089574	TOTAL MARKETING INC	341.70
320321	132138	TOYOTA FINANCIAL SERVICES	528.26
320322	108055	TRADE WELL PALLET INC	1,000.00
320323	089760	TRIARCO ARTS & CRAFTS LLC	788.80
320324	135247	MARIELA J TRIBULATO	20.00
320325	107719	KIMBERLY P TRISLER	53.50
320326	106493	TRITZ PLUMBING, INC.	282.17
320327	132268	LYNNE A TRUMAN	42.00
320328	135505	TY'S OUTDOOR POWER & SERVICE INC	6.29
320329	131819	JEAN R UBBELOHDE	169.50
320331	090678	UNISOURCE WORLDWIDE INC	3,415.68
320332	109861	UNITED EQUIPMENT SERVICES CO INC	2,492.50
320333	134849	UNITED RENTALS INC	1,099.42
320335	068834	UNIVERSITY OF NEBRASKA-LINCOLN	85.00
320337	090900	UNIVERSITY PUB, INC.	208.00
320340	137707	UTILITY TRENCHING INC	2,485.00
320341	091040	VAL LTD	551.00
320342	134790	VAN WALL TURF & IRRIGATION	168.77
320343	083340	VERNE SIMMONDS COMPANY	194.73

Date: 1/5/2011

Millard Public Schools

Check Register

Prepared for the Board Meeting of January 10, 2011

Check No	Vend No	Vendor Name	Amount
320344	092280	VERNIER SOFTWARE & TECHNOLOGY LLC	58.00
320345	138328	VEX ROBOTICS INC	47.70
320346	130676	VISITING NURSES HEALTH SERVICES	825.00
320347	109122	CONNIE L VLCEK	36.80
320348	138311	DAWN R WAGNER	9.45
320349	093008	BARBARA N WALLER	582.89
320350	131112	LINDA WALTERS	49.50
320351	093765	WATER ENGINEERING, INC.	1,494.44
320352	132257	WAVEWARE TECHNOLOGIES	82.30
320353	133438	HEIDI J WEAVER	139.55
320354	132263	JILL E WEDDINGTON	40.50
320355	093978	BECKY S WEGNER	72.05
320356	136602	JACQUIE WELCH	155.00
320357	131142	CHERA A WENZL	11.15
320358	094174	WEST MUSIC COMPANY	238.75
320359	107563	CAROL M WEST	97.80
320360	094245	WESTLAKE ACE HARDWARE INC	191.39
320361	094630	WESTONE LABORATORIES	34.20
320362	094650	WESTSIDE COMMUNITY SCHOOLS	275.00
320363	134658	CRAIG T WHALEY	969.50
320364	130510	KIM WHEATLEY	25.65
320365	094751	DEBBY A WHITAKER	168.60
320366	133663	HD SUPPLY CONSTRUCTION SUPPLY LTD	210.00
320367	137878	WHITE WOLF WEB PRINTERS INC	457.00
320368	134072	ROBIN L WIAR	75.00
320369	137892	SARA M WIESE-JOHNSON	49.50
320370	136162	CHRISTINA L WILCOXEN	103.50
320371	108433	WIN INVESTMENTS INC	74.95
320372	136323	STACIE A WITHERSPOON	186.65
320373	109073	CRAIG J WOLF	56.50
320374	095349	WOODWIND & BRASSWIND	80.00
320375	130716	SUSAN J WOOSTER	13.60
320376	095376	WORLD BOOK INC	295.00
320377	138474	TREAVOR D WRAGGE	18.50
320378	095491	GLEN E WRAGGE	272.90
320379	100578	WT COX SUBSCRIPTIONS INC	40.02
320380	095674	XEROX CORPORATION (LEASES)	6,899.25
320382	138356	JEFFREY YOST	32.40
320384	136855	PAUL R ZOHLEN	31.35
320385	135647	LACHELLE ZUHLKE	39.90
320397	102708	FLORIDA LEAGUE OF IB SCHOOLS/FLIBS	795.00
320398	102451	INTERNATIONAL BACCALAUREATE	4,050.00
Total for GENERAL FUND			1,616,979.67
22778	109843	NEXTEL PARTNERS INC	280.56
22779	100013	OFFICE DEPOT 84133510	403.96
22780	101476	SODEXO INC & AFFILIATES	571,553.25

Millard Public Schools

Check Register

Prepared for the Board Meeting of January 10, 2011

Check No	Vend No	Vendor Name	Amount
Total for FOOD SERVICE			572,237.77
319847	133503	BUILDING COMMISSIONING LLC	1,500.00
319880	106902	COMMUNICATION SERVICES INC.	2,934.19
319902	102577	DELL MARKETING LP	204,800.00
319918	107232	DLR GROUP INC	7,874.00
320199	134598	PRIME COMMUNICATIONS INC	4,700.60
Total for SPECIAL BUILDING			221,808.79
319739	012067	AMERICAN MATHEMATICS COMPETITIONS	396.00
319771	108361	NATIONAL FRENCH CONTEST NAATF	390.00
319796	107651	AMAZON.COM INC	90.52
319800	069689	AMSAN LLC	68.95
319853	137791	JAMES R MINOR	116.00
319860	133589	CDW GOVERNMENT, INC.	413.48
319927	094249	DURHAM MUSEUM	92.00
319935	037525	EDUCATIONAL SERVICE UNIT #3	815.00
319990	048517	GREENWOOD PUBLISHING GROUP INC	2,673.00
319991	048517	GREENWOOD PUBLISHING GROUP INC	567.00
319995	101881	OMAHA ZOOLOGICAL SOCIETY	75.00
319998	138399	EDWARD ZACCARO	68.75
320015	132878	HY-VEE INC	9.78
320059	058755	LIDLAW TRANSIT INC	1,147.22
320080	133758	KRAIG J LOFQUIST	497.62
320081	133027	TRACY LOGAN	325.33
320135	107416	NATIONAL GEOGRAPHIC SOCIETY	90.00
320140	101377	NEBRASKA ASCD	100.00
320146	068440	NEBRASKA DEPARTMENT OF EDUCATION	100.00
320147	068445	NEBRASKA FURNITURE MART INC	119.99
320161	100013	OFFICE DEPOT 84133510	0.00
320179	131171	PARENTS AS TEACHERS NATIONAL CENTER	960.00
320237	081630	SAM'S CLUB DIRECT	110.61
320249	099640	SCHOLASTIC BOOK FAIRS	109.99
320250	082100	SCHOLASTIC INC	1,027.67
320258	130851	SEARCH INSTITUTE	27.87
320291	135219	MAUREEN S STRAIN	98.00
320334	068840	UNIVERSITY OF NEBRASKA AT OMAHA	336.00
320336	137712	OREGON UNIVERSITY SYSTEM	250.00
320338	100923	UNL EXTENSION IN DOUGLAS/SARPY CO	50.00
320341	091040	VAL LTD	103.00
320383	136468	MAUREEN ZOHLN	82.58
320400	138487	PRODUCTIVITY INC	3,352.00
Total for GRANT FUND			14,663.36
319767	136587	COVENTRY HEALTH & LIFE INS CO	145,758.70
Total for			145,758.70
319784	102832	ADVANCED OFFICE INTERIORS CORP	440.75
319785	135602	THOMAS W TOGSFAD	3,400.00

Millard Public Schools

Check Register

Prepared for the Board Meeting of January 10, 2011

Check No	Vend No	Vendor Name	Amount
319795	136400	ALPINE KILNS & EQUIPMENT LLC	774.90
319850	099431	BUSINESS MEDIA INC	276.00
319893	130731	D & D COMMUNICATIONS	245.00
319897	134983	DAKTRONICS INC	15,536.00
319989	100782	HEARTLAND SCENIC STUDIO INC	3,667.00
320046	136588	KEYBOARD KASTLE LTD	839.99
320061	058775	LAMP RYNEARSON ASSOCIATES INC	559.74
320163	136898	OLSSON ASSOCIATES INC	13,960.00
320315	136975	TODCO BARRICADE COMPANY	650.00
320330	135207	ULEMAN ENTERPRISES INC	300.00
Total for DEPRECIATION			40,649.38
319738	135034	ALDRICH ELEMENTARY	1,597.00
319741	065420	CENTRAL MIDDLE SCHOOL	3,002.00
319746	135204	DEAN JACOBS	750.00
319748	134284	KIEWIT MIDDLE SCHOOL	10,326.00
319751	065438	MILLARD NORTH HIGH SCHOOL	22,325.00
319752	065440	MILLARD SOUTH HIGH SCHOOL	24,033.00
319753	065443	MILLARD WEST HIGH SCHOOL	13,994.00
319761	137268	WENDY HANNIBAL SUMMERS	1,200.00
319796	107651	AMAZON.COM INC	32.98
319837	101364	BOOKWORM	466.92
319848	138479	TYLER BURROUGHS	45.00
319850	099431	BUSINESS MEDIA INC	190.00
319860	133589	CDW GOVERNMENT, INC.	3,038.00
319911	099220	DICK BLICK CO	589.67
319921	130648	DOSTALS CONSTRUCTION CO INC	2,730.00
319961	041100	FOLLETT LIBRARY RESOURCES	1,265.10
319972	043609	GP DIRECT	467.57
320196	079051	POSITIVE PROMOTIONS INC	94.45
320219	079310	ROCKBROOK CAMERA CENTER	400.00
320225	071023	OMAHA THEATER CO FOR YOUNG PEOPLE	1,435.50
320256	082350	SCHOOL SPECIALTY INC	868.62
320339	090973	UPSTART	203.56
320381	137601	YARD MARKET	500.00
320399	135204	DEAN JACOBS	750.00
Total for ACTIVITY FUND			90,304.37
Report Total			2,702,402.04



Don Stroh Administration Center • 5606 So. 147th Street • Omaha, NE 68137-2604 • (402) 715-8200 • Fax (402) 715-8409

January 5, 2011

TO: Board Members

FROM: Amy Friedman

RE: Employees of the Month

The Employees of the Month for January are Claire Noller, psychologist at Cather Elementary and Andersen Middle School and Diane Krogh, ELI education paraprofessional at Harvey Oaks Elementary.

AF:sp

AGENDA SUMMARY SHEET

AGENDA ITEM: Policy 3510 – Support Services – Operations – Security - Locks

MEETING DATE: January 17, 2011

DEPARTMENT: General Administration

TITLE & BRIEF DESCRIPTION: Policy 3510 – Support Services – Operations – Security – Locks – A revision of the policy.

ACTION DESIRED: Approval Discussion Information Only

BACKGROUND: This is a revision of the policy with regard to locks and access to the buildings. Most of the access points into the buildings in the district are now done electronically. The electronic system is maintained at the district level.

OPTIONS AND ALTERNATIVES: n/a

RECOMMENDATION: It is recommended that (after second reading) Policy 3510 be approved as submitted.

STRATEGIC PLAN REFERENCE: n/a

IMPLICATIONS OF ADOPTION/REJECTION: n/a

TIMELINE: n/a

RESPONSIBLE PERSON: Ken Fossen, Associate Superintendent (General Administration)

SUPERINTENDENT'S APPROVAL: _____

Business

Security: ~~Buildings and Grounds~~ Support Services - Operations

Keys Security – Locks

3510

The Superintendent (Designee) shall be responsible for the installation, maintenance, and operation of all electronic and manual lock systems controlling access to the District's facilities. ~~All keys used in a school shall be the responsibility of the respective principal.~~

Legal Reference: Neb. Rev. Stat. §79-501 ~~RRS §79-440 District board; duty to maintain schoolhouse; accounts~~

Policy Adopted: April 7, 1975

Policy Revised: January 10, 2011

Millard Public Schools
Omaha, Nebraska

AGENDA SUMMARY SHEET

AGENDA ITEM: Revise Policy 3517 and Reaffirm Rule 3517.1

MEETING DATE: January 17, 2011

DEPARTMENT: General Administration

TITLE & BRIEF DESCRIPTION: Revise Policy 3517 and Reaffirm Rule 3517.1 -- This is the revision/reaffirmation of a policy and rule related to the district's safety committee

ACTION DESIRED: Approval Discussion Information Only

BACKGROUND: This is a wording revision to Policy 3517 and a reaffirmation of Rule 3517.1 related to the District's Safety Committee.

OPTIONS AND ALTERNATIVES: n/a

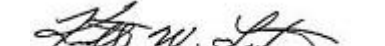
RECOMMENDATION: It is recommended that (after second reading of the policy) Policy 3517 be adopted as presented and that Rule 3517.1 be reaffirmed.

STRATEGIC PLAN REFERENCE: n/a

IMPLICATIONS OF ADOPTION/REJECTION: n/a

TIMELINE: n/a

RESPONSIBLE PERSON: Ken Fossen, Associate Superintendent (General Administration)

SUPERINTENDENT'S APPROVAL: 

Business**Injury Prevention Program****3517**

The District shall ~~comply with the requirements of the State of Nebraska to~~ establish a Safety Committee as required by law ~~and rules and regulations promulgated thereunder.~~

Legal References: Neb. Rev. Stat. §48-443~~(1993 Supp)~~

Policy

Approved: September 23, 1996

[Revised: January 10, 2011](#)

Millard Public Schools

Omaha, NE

AGENDA SUMMARY SHEET

AGENDA ITEM: Cancel Board Meeting on February 7, 2011

MEETING DATE: January 17, 2011

DEPARTMENT: Office of the Superintendent

TITLE AND BRIEF DESCRIPTION: Cancel Board of Education Meeting on February 7, 2011

ACTION DESIRED: Approval

BACKGROUND: Because there will not be a quorum present at the Board meeting on February 7, 2011 it is recommended to cancel this meeting.

OPTIONS/ALTERNATIVE CONSIDERATIONS:

RECOMMENDATIONS: Cancel Board of Education Meeting on Monday, February 7, 2011

STRATEGIC PLAN REFERENCE: N/A

IMPLICATIONS OF ADOPTION OR REJECTION: N/A

TIME LINE:

PERSONS RESPONSIBLE: Dr. Keith Lutz

SUPERINTENDENT'S APPROVAL: _____

Keith W. Lutz

AGENDA SUMMARY SHEET**AGENDA ITEM:** School Calendar for 2012-2013**MEETING DATE:** January 17, 2011**DEPARTMENT:** Office of the Superintendent**TITLE AND BRIEF DESCRIPTION:** Approve the school calendar for 2012-2013.**ACTION DESIRED:** APPROVAL XX DISCUSSION _____ INFORMATION ONLY _____**BACKGROUND:**


Each year the Board of Education adopts a two-year calendar in accordance with policy 6020.

The 2011-12 calendar was previously approved and is provided for your information.

The 2012-2013 calendar represents the consensus of the calendar committee that met in 2008.

OPTIONS AND ALTERNATIVES CONSIDERED:

Balancing the semesters is an issue that has more impact on high school schedules. Millard West high school is most heavily impacted since they operate with a 4X4 block. Elementary and middle schools are not impacted by balancing the semesters. An option to consider would be to start school on Monday, August 13, 2012 which would make the semesters more balanced with 89 days in the first semester and 91 in the second semester.

RECOMMENDATION: Approve the attached School Calendar for 2012-2013.**RESPONSIBLE PERSON:** Angelo Passarelli**SUPERINTENDENT'S APPROVAL:** _____  _____**BOARD ACTION:**



2012-13 School Calendar

*Middle and high school calendars vary and are available at <www.mpsomaha.org>

AUGUST					13
M	T	W	Th	F	
			1	2	3
6	7	8	9	10	
13	14	15	16	17	
20	21	22	23	24	
27	28	29	30	31	

Aug. 15 First Day for Students

Sept. 3 No School - Labor Day

Oct. 16 End of First Quarter

Oct. 17-19 No School - Conferences/Work Day/Professional Development

FEBRUARY					17
M	T	W	Th	F	
				1	
4	5	6	7	8	
11	12	13	14	15	
18	19	20	21	22	
25	26	27	28		

SEPTEMBER					19
M	T	W	Th	F	
3	4	5	6	7	
10	11	12	13	14	
17	18	19	20	21	
24	25	26	27	28	

Nov. 22-23 No School - Thanksgiving Break

Dec. 21 First Semester Ends

Jan. 7 Second Semester Begins

Jan. 21 No School - Martin Luther King, Jr. Day

MARCH					10-10
M	T	W	Th	F	
				1	
4	5	6	7	8	
11	12	13	14	15	
18	19	20	21	22	
25	26	27	28	29	

OCTOBER					12-8
M	T	W	Th	F	
1	2	3	4	5	
8	9	10	11	12	
15	16	17	18	19	
22	23	24	25	26	
29	30	31			

Feb. 7-8 No School - Conferences/Professional Development

Feb. 18 No School - Presidents' Day - District Professional Development

Mar. 14 End of Third Quarter

Mar. 15 No School - Teacher Work Day

APRIL					17
1	2	3	4	5	
8	9	10	11	12	
15	16	17	18	19	
22	23	24	25	26	
29	30				

NOVEMBER					20
M	T	W	Th	F	
			1	2	
5	6	7	8	9	
12	13	14	15	16	
19	20	21	22	23	
26	27	28	29	30	

Apr. 1-5 Spring Break

May 3 Half-Day for Middle Schools (5th Grade Orientation)

May 27 Memorial Day

May 30 Last Day of School

MAY					21
M	T	W	Th	F	
		1	2	3	
6	7	8	9	10	
13	14	15	16	17	
20	21	22	23	24	
27	28	29	30	31	

DECEMBER					15
M	T	W	Th	F	
3	4	5	6	7	
10	11	12	13	14	
17	18	19	20	21	
24	25	26	27	28	
31					

This calendar includes four days of school that may be used in case of inclement weather. **If fewer (or more) days are used, the last day of school will be adjusted accordingly.**

Quarter Dates/Student Days	
Oct. 16	44 days
Dec. 21	43 days 87
Mar. 14	45 days
May 30	48 days 93
Total	180 days

JUNE					0
M	T	W	Th	F	
3	4	5	6	7	
10	11	12	13	14	
17	18	19	20	21	
24	25	26	27	28	

JANUARY					18
M	T	W	Th	F	
	1	2	3	4	
7	8	9	10	11	
14	15	16	17	18	
21	22	23	24	25	
28	29	30	31		

No School for Students

Make-up snow days

JULY					0
M	T	W	Th	F	
1	2	3	4	5	
8	9	10	11	12	
15	16	17	18	19	
22	23	24	25	26	
29	30	31			

Board Approved -



2011-12 School Calendar

*Middle and high school calendars vary and are available at <www.mpsomaha.org>

AUGUST					16
M	T	W	Th	F	
1	2	3	4	5	
8	9	10	11	12	
15	16	17	18	19	
22	23	24	25	26	
29	30	31			

Aug. 10 First Day for Students

Sep. 5 No School - Labor Day

Oct. 11 End of First Quarter

Oct. 12-14 No School - Conferences/Work Day/Professional Development

FEBRUARY					18
M	T	W	Th	F	
		1	2	3	
6	7	8	9	10	
13	14	15	16	17	
20	21	22	23	24	
27	28	29			

SEPTEMBER					21
M	T	W	Th	F	
			1	2	
5	6	7	8	9	
12	13	14	15	16	
19	20	21	22	23	
26	27	28	29	30	

Nov. 24-25 No School - Thanksgiving Break

Dec. 21 First Semester Ends

Jan. 5 Second Semester Begins

Jan. 16 No School - Martin Luther King, Jr. Day

MARCH					11,10
M	T	W	Th	F	
			1	2	
5	6	7	8	9	
12	13	14	15	16	
19	20	21	22	23	
26	27	28	29	30	

OCTOBER					7,11
M	T	W	Th	F	
3	4	5	6	7	
10	11	12	13	14	
17	18	19	20	21	
24	25	26	27	28	
31					

Feb. 9-10 No School - Conferences/Professional Development

Feb. 20 No School - Presidents' Day - District Professional Development

Mar. 15 End of Third Quarter

Mar. 16 No School - Teacher Work Day

APRIL					16
M	T	W	Th	F	
2	3	4	5	6	
9	10	11	12	13	
16	17	18	19	20	
23	24	25	26	27	
30					

NOVEMBER					20
M	T	W	Th	F	
	1	2	3	4	
7	8	9	10	11	
14	15	16	17	18	
21	22	23	24	25	
28	29	30			

Apr. 2-6 Spring Break

May 4 Half-Day for Middle Schools (5th Grade Orientation)

May 28 No school - Memorial Day

May 30 Last Day of School - Half Day

MAY					17
M	T	W	Th	F	
	1	2	3	4	
7	8	9	10	11	
14	15	16	17	18	
21	22	23	24	25	
28	29	30	31		

DECEMBER					15
M	T	W	Th	F	
			1	2	
5	6	7	8	9	
12	13	14	15	16	
19	20	21	22	23	
26	27	28	29	30	

This calendar includes four days of school that may be used in case of inclement weather. **If fewer (or more) days are used, the last day of school will be adjusted accordingly.**

Quarter Dates/Student Days	
Oct. 11	44 days
Dec. 21	46 days 90
Mar. 15	47 days
May 30	43 days 90
Total	180 days

JUNE					0
M	T	W	Th	F	
				1	
4	5	6	7	8	
11	12	13	14	15	
18	19	20	21	22	
25	28	29			

JANUARY					18
M	T	W	Th	F	
2	3	4	5	6	
9	10	11	12	13	
16	17	18	19	20	
23	24	25	26	27	
30	31				

▒ No School for Students
 ▒ Make-up snow days

JULY					0
M	T	W	Th	F	
2	3	4	5	6	
9	10	11	12	13	
16	17	18	19	20	
23	24	25	26	27	
30	31				

Board Approved: December 21, 2009

AGENDA SUMMARY SHEET**AGENDA ITEM: Approve revised 2010-2011 Millard South Calendar****MEETING DATE:** January 17, 2011**DEPARTMENT:** Office of the Superintendent**TITLE AND BRIEF DESCRIPTION:** Revised 2010-2011 Calendar**ACTION DESIRED:** APPROVAL XX DISCUSSION INFORMATION ONLY **BACKGROUND:**

Millard South High School is requesting a change in their approved calendar in order to facilitate testing for state writing and AWA. This is a revision for February 1 and 2nd. The change will mean that 9th and 12th grade students will have a late-start on those days. Millard South is still under the 20 hours of time we give them to flex their schedule.

The attached calendar includes the changes.

OPTIONS AND ALTERNATIVES CONSIDERED:**RECOMMENDATION:** Approve the revised 2010-2011 calendar.**STRATEGIC PLAN REFERENCE:****IMPLICATIONS OF ADOPTION OR REJECTION:****TIMELINE:****RESPONSIBLE PERSON:** Angelo Passarelli**SUPERINTENDENT'S APPROVAL:** _____  _____**BOARD ACTION:**

AUGUST						15
M	T	W	Th	F	S	S
2	3	4	5	6		
9	10	11	12	13		
16	17	18	19	20		
23	24	25	26	27		
30	31					

Aug. 2-3	New Student Registration
Aug. 2-4	New Teacher Induction
Aug. 3 and 4	Student Fall Orientation
Aug. 5-10	All Certificated Staff – Workshops
Aug. 11	Ninth Graders Welcome Day, full day
Aug. 12	First day of school 9-12th graders/Student handbook orientation
	Make-up date for student fall orientation
Aug. 16	Open House 6:30PM
Aug. 25	Fall Pep Rally

SEPTEMBER						21
M	T	W	Th	F	S	S
		1	2	3		
6	7	8	9	10		
13	14	15	16	17		
20	21	22	23	24		
27	28	29	30			

Sept. 6	Labor Day
Sept. 8	Progress grades due
Sept. 9	Extended PRIDE Time
Sept. 10	Last day to drop a class
Sept. 11	ACT
Sept. 14	Senior Information Night
Sept. 21	Academic Letter Awards 7:00 PM
Sept. 28	Progress grades due

OCTOBER						8,10
M	T	W	Th	F	S	S
				1		
4	5	6	7	8		
11	12	13	14	15		
18	19	20	21	22		
25	26	27	28	29		

Oct. 2	Homecoming Dance
Oct. 6	PAYBAC Interviews
Oct. 12	End of Quarter 1/Parent/Teacher Conf 4:00-7:45 (3:45-4:00 prep)
Oct. 13-15	No school for students
Oct. 13	Teacher Work Day/Parent/Teacher Conf 4:00-7:45 (3:45-4:00 prep)
Oct. 14	Building Staff Development 7:30-3:45
Oct. 15	Teacher comp day for conferences
Oct. 16	PSAT
Oct. 21	Extended PRIDE Time
Oct. 23	ACT
Oct. 28	Terra Nova, Grade 9/11th Sci & Soc Stu ELO 8:00AM
	12th Grade Senior Workshop 10:45AM
	11:30 AM School Starts Grades 9-12
Oct. 29	Terra Nova, Grade 9 8:00AM-12:30 PM
	PLAN Test 10th Gr 8:00AM- 11:30 AM
	Junior and Senior College/Career/Community Service Day

NOVEMBER						20
M	T	W	Th	F	S	S
1	2	3	4	5		
8	9	10	11	12		
15	16	17	18	19		
22	23	24	25	26		
29	30					

Nov. 2	College Prep/AP Night 7:00 PM Tuesday
Nov. 9	Progress grades due
Nov. 25 and 26	Thanksgiving Break
Nov. 30	Progress grades due

DECEMBER						15
M	T	W	Th	F	S	S
		1	2	3		
6	7	8	9	10		
13	14	15	16	17		
20	21	22	23	24		
27	28	29	30	31		

Dec. 1	Winter Pep Rally
Dec. 2	Extended PRIDE Time
Dec. 11	ACT
Dec. 15-21	Finals Week
Dec. 20	Finals 8:45-1:30 No lunch served
Dec. 21	Finals 8:00-12:45 No lunch served.
Dec. 22-Jan 4	Winter Break

JANUARY					18
M	T	W	Th	F	
3	4	5	6	7	
10	11	12	13	14	
17	18	19	20	21	
24	25	26	27	28	
31					

Jan. 5 Semester 2 begins. Teachers and students return. PRIDE Time first
Jan. 17 MLK Day. No school for students
 7:30-11:30 district staff dev/1:00-3:45 building staff dev.
Jan. 20 Vocational Career Fair 7:45-10:30AM
Jan. 26 Extended PRIDE Time for Registration
Jan. 27 Extended PRIDE Time for Registration

FEBRUARY					17
M	T	W	Th	F	
	1	2	3	4	
7	8	9	10	11	
14	15	16	17	18	
21	22	23	24	25	
28					

Feb. 1 Progress grades due
Feb. 1 AWA-10th and State Writing Assessment-Gr 11/Classes start @ 9:30AM
Feb. 2 AWA-10th and State Writing Assessment-Gr 11-Classes Start @ 9:30AM
Feb. 3 Eighth Grade Orientation/Activities Fair 6:30-8:30 PM
Feb. 4 Last Day to drop a class
Feb. 8 and 9 Advisement Conferences 4:00-7:45 (3:45-4:00 prep)
Feb. 10-11 No school for students
Feb. 10 AM Building Staff Dev 7:30-11:00 AM/Advisement Conf 1:00-3:00PM
Feb. 11 Teacher comp day for conferences
Feb 15 and 17 Eighth Grade Registration 4-6 PM, AMS 2-15 and CMS 2-17
Feb. 21 President's Day. Certificated staff at district staff dev.
Feb. 23 Progress grades due

MARCH					9,13
M	T	W	Th	F	
	1	2	3	4	
7	8	9	10	11	
14	15	16	17	18	
21	22	23	24	25	
28	29	30	31		

Mar. 2 PAYBAC Interviews
Mar. 11 End of Quarter 3
Mar. 14 No School for Students/ Teacher Work Day
Mar. 15 Parent Teacher Conferences, 3:45 prep, 4:00- 7:45 PM
Mar. 16 Spring Pep Rally
Mar. 18 Dismiss at 11:30 for PT Conference comp time
Mar. 22-25 Math ELO 10th in class/ pullout
Mar. 26 Prom
Mar.29-Apr.1 State Reading 11th in class

APRIL					16
M	T	W	Th	F	
				1	
4	5	6	7	8	
11	12	13	14	15	
18	19	20	21	22	
25	26	27	28	29	

Apr. 4-8 Spring Break
Apr. 9 ACT
Apr. 12 Progress grades due
Apr. 12-15 State Math 11- pull out
Apr. 19 Senior Meeting and Extended PRIDE Time

MAY					18
M	T	W	Th	F	
2	3	4	5	6	
9	10	11	12	13	
16	17	18	19	20	
23	24	25	26	27	
30	31				

May 3 Progress grades due
May 2-13 Advanced Placement Exams
May 10-20 ELO Reading 9th/ two days/TBD
May 19 Honors Night/ Senior Art Show 7:00 PM
May 28 Graduation 1:00 PM
May 30 Memorial Day

JUNE					1
M	T	W	Th	F	
		1	2	3	
6	7	8	9	10	
13	14	15	16	17	
20	21	22	23	24	
27	28	29	30		

June 1 Last day for students. Half day if four snow days
June 11 ACT

AGENDA SUMMARY SHEET

AGENDA ITEM:
MEETING DATE: Monday, January 17, 2011

DEPARTMENT: Superintendent's Office

TITLE AND BRIEF DESCRIPTION: Designation of Official Newspaper

ACTION DESIRED: Approval Information Only

BACKGROUND: In accordance with Nebraska law and district policy, advance publicized notice is made before regular and special Board of Education meetings by a method designated by the Board and recorded in the minutes.

Since January 12, 2004, the Daily Record has been designated as the official newspaper. The Daily Record also is the official newspaper for the City of Omaha and County of Douglas. In the event that a special meeting is called after the deadline has passed for the Daily Record, the meeting is advertised in the World-Herald or Midlands Business Journal (MBJ).

In addition to publication in the official newspaper, the school board meeting schedule is listed in the district calendar, Board Briefs newsletter, and district web site. Agendas are placed on the web site and posted on the bulletin board in the lobby of the Don Stroh Administration Center on Fridays before the meetings.

OPTIONS AND ALTERNATIVES: The Daily Record charges 60 cents per line; circulation is 3,500. The Midlands Business Journal charges 68 cents per line; circulation is 4,000. The World-Herald charges \$6.52 per line for the weekday daily rate; circulation is 161,000. The World-Herald charges \$7.91 per line for Sunday; circulation is 203,000. The average notice runs about 10 lines.

RECOMMENDATION: Continue to publish legal notices of regular and special meetings of the Board of Education in the Daily Record, unless the deadline dictates publication in the World-Herald or Midlands Business Journal.

STRATEGIC PLAN REFERENCE: Parameter: We will always communicate effectively, both internally and externally, in order to implement our Strategic Plan, operate our schools, and maintain high levels of community support.

IMPLICATIONS OF ADOPTION/REJECTION: N/A

TIMELINE: N/A

PERSON RESPONSIBLE: Amy Friedman

SUPERINTENDENT APPROVAL: _____  _____

AGENDA SUMMARY SHEET

AGENDA ITEM: Designation of Official Depository

MEETING DATE: January 17, 2011

DEPARTMENT: General Administration

TITLE & BRIEF DESCRIPTION: Designation of Official Depository – Taking official action to designate which institutions will be used for depositing school district funds during the coming year.

ACTION DESIRED: Approval Discussion Information Only

BACKGROUND: School districts are required by Nebraska statutes to officially designate which financial institutions they will be using for the purpose of depositing funds. This action is taken at the organizational meeting each year.

Currently, the First National Bank of Omaha is providing all of our banking services except for some activity fund related services which are provided by Wells Fargo Bank, US Bank, Omaha State Bank, First Westroads Bank, and Great Western Bank.

School district funds are also invested in the Nebraska Liquid Asset Fund. This is a statewide investment pool that provides short-term investment opportunities for Nebraska school districts and ESU's.

OPTIONS AND ALTERNATIVES: We could change depository institutions to other qualified institutions.

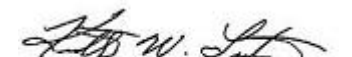
RECOMMENDATION: It is recommended that the district designate the First National Bank of Omaha and the Nebraska Liquid Asset Fund as the primary depositories for school district funds with the further designation of Wells Fargo Bank, US Bank, First Westroads Bank, Great Western Bank, and Omaha State Bank for school activity fund deposits.

STRATEGIC PLAN REFERENCE: n/a

IMPLICATIONS OF ADOPTION/REJECTION: n/a

TIMELINE: Immediate

RESPONSIBLE PERSON: Chris Hughes, Accounting Manager; and, Ken Fossen, Associate Superintendent (General Administration)

SUPERINTENDENT'S APPROVAL: 

AGENDA SUMMARY SHEET

AGENDA ITEM: Revise Policy 3517 and Reaffirm Rule 3517.1

MEETING DATE: January 17, 2011

DEPARTMENT: General Administration

TITLE & BRIEF DESCRIPTION: Revise Policy 3517 and Reaffirm Rule 3517.1 -- This is the revision/reaffirmation of a policy and rule related to the district's safety committee

ACTION DESIRED: Approval Discussion Information Only

BACKGROUND: This is a wording revision to Policy 3517 and a reaffirmation of Rule 3517.1 related to the District's Safety Committee.

OPTIONS AND ALTERNATIVES: n/a


RECOMMENDATION: It is recommended that (after second reading of the policy) Policy 3517 be adopted as presented and that Rule 3517.1 be reaffirmed.

STRATEGIC PLAN REFERENCE: n/a

IMPLICATIONS OF ADOPTION/REJECTION: n/a

TIMELINE: n/a

RESPONSIBLE PERSON: Ken Fossen, Associate Superintendent (General Administration)

SUPERINTENDENT'S APPROVAL: 

Business**Safety Committee****3517.1**

There shall be established a Safety Committee consisting of eight members:

- a. four of whom shall be appointed by the Superintendent, or his or her designee; and,
- b. one who shall be selected and appointed by the collective bargaining units representing the certificated staff (teachers and nurses); and,
- c. one who shall be selected and appointed by the collective bargaining unit representing the custodial and maintenance staff; and,
- d. one who shall be selected and appointed by the collective bargaining unit representing the educational paraprofessionals; and,
- e. one who shall be selected and appointed by the secretarial, food service and SPED van driver and other staff.

The safety committee will operate within the guidelines established by the Nebraska Department of Labor for injury prevention programs. Each school principal shall be responsible for implementing the district safety program in his or her building. The Superintendent will assign an administrator the responsibility for implementing the district safety program in each of the district's non-school buildings.

Rule

Approved: September 23, 1996

[Reaffirmed: January 10, 2010](#)

Millard Public Schools

Omaha, NE

AGENDA SUMMARY SHEET

AGENDA ITEM: 3rd Grade and 5th Grades Analytic Writing Assessment ELO Cutscores

Meeting Date: ~~January 10, 2011~~ January 17, 2011

Department: Educational Services
Assessment, Research, and Evaluation

**Title and Brief
Description:**

For the fall 2010 administration of AWA 3 and AWA 5, the rubrics for AWA 3 and AWA 5 were slightly revised. Additionally, a new standardized Student Assessment Pre-Writing Booklet was provided for student use.

Action Desired: Approval Discussion Information Only

Background: Standard setting panels consisting of 21 – 27 teachers used the Borderline Group Method and the Analytical Judgment Method to generate proposed cutscores.

**Options/Alternatives
Considered:**

N.A.

Recommendations: Adopt the following cutscores:

	<u>Cutscore</u>	<u>Below Proficient</u>
3 rd grade AWA	Below 16	7.3%
5 th grade AWA	Below 18	7.7%

**Strategic Plan
Reference:**

To meet the mission of the district.

**Implications of
Adoption/Rejection:**

Without cutscores, students would not be identified for remediation.

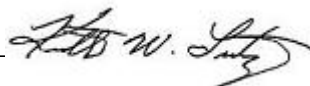
Timeline:

Begin to use results immediately for reporting and remediation.

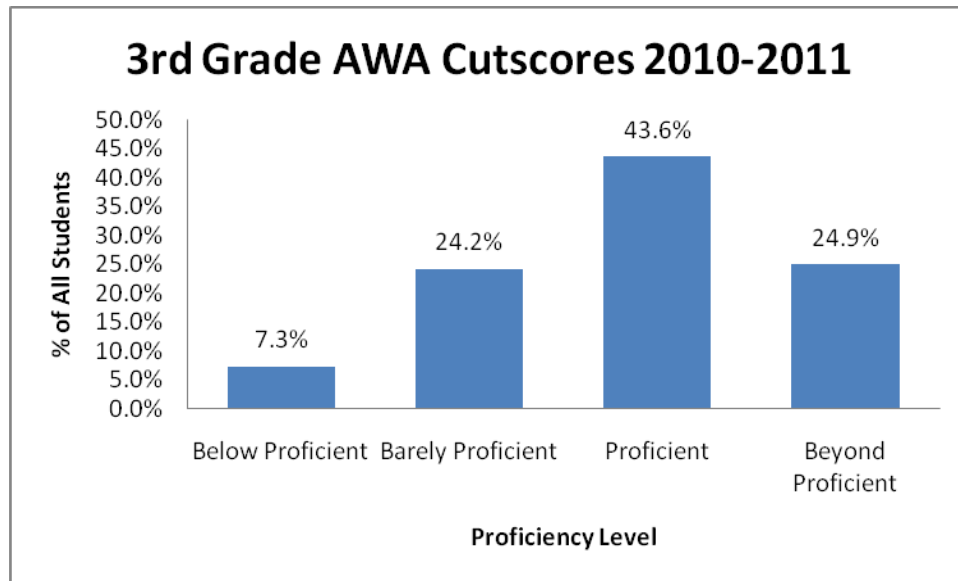
**Responsible
Persons:**

Dr. Mark Feldhausen, Dr. Tami Williams, and Dr. Pat Crum

Superintendent's Signature:

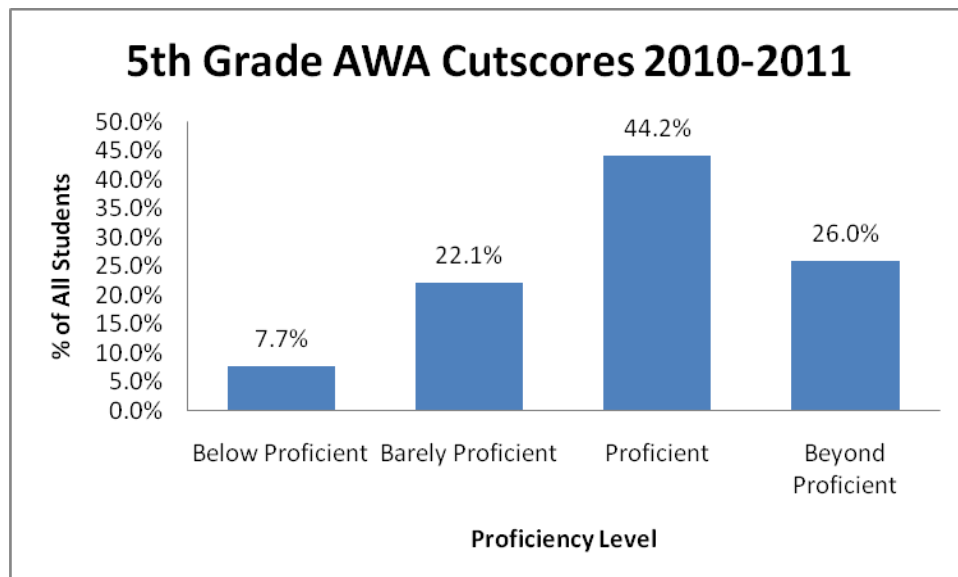
_____  _____

3rd Grade AWA ELO Cutscores 2010-2011



Proficiency Level	Below Proficient		Barely Proficient		Proficient		Beyond Proficient
Cutscore		16		20		25	
% of All Students	7.3%		24.2%		43.6%		24.9%

5th Grade AWA ELO Cutscores 2010-2011



Proficiency Level	Below Proficient		Barely Proficient		Proficient		Beyond Proficient
Cutscore		18		22		28	
% of All Students	7.7%		22.1%		44.2%		26.0%

AGENDA ITEM: Administrator Recommended for Hire

MEETING DATE: January 17, 2011

DEPARTMENT: Human Resources

TITLE & DESCRIPTION: Director of Elementary and Early Childhood Education

ACTION DESIRED: Approval

BACKGROUND: The position was advertised on Millard's job posting website. Six internal, and one external, applications were received. The applications were reviewed by Dr. Jim Sutfin, Dr. Keith Lutz, and Dr. Mark Feldhausen. All six internal candidates were interviewed for the position. The interview team included Dr. Jim Sutfin, Dr. Keith Lutz, Dr. Mark Feldhausen, Dr. Nancy Johnston, Charlene Snyder, Dr. Tami Williams, Vicki Hoskovec, Roberta Deremer, Terry Houlton, Nila Nielsen, Shelley McCabe, and Ann King.

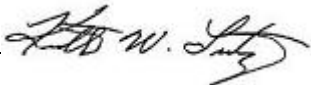
RECOMMENDATION: The superintendent's recommendation is approval of Andrew S. DeFreece for Director of Elementary & Early Childhood Education. Mr. DeFreece is currently a Principal at Neihardt Elementary School (2010-present). Previously, Mr. DeFreece was Principal at Wheeler Elementary School (August 2001-May 2010), Assistant Principal/Administrative Intern at Rohwer and Wheeler Elementary Schools (August 1999-August 2001), and Fourth Grade Teacher at Walt Disney Elementary School (1992-1999).

Education: BA – Doane College, Science in Elementary Education (1992); MA – Educational Administration and Supervision, University of Nebraska-Lincoln (2001).

OPTIONS & ALTERNATIVES: N/A

RECOMMENDATION: Approval

PERSON RECOMMENDING: Dr. Jim Sutfin

SUPERINTENDENT APPROVAL: _____  _____

AGENDA SUMMARY SHEET

Meeting Date: ~~January 10, 2011~~ January 17, 2011

Department Human Resources

Action Desired: Approval

Background: Personnel item: (1) VSP – Voluntary Separation Plan; (2) Hires
(3) Resignations

**Options/Alternatives
Considered:** N/A

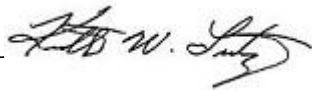
Recommendations: Approval

**Strategic Plan
Reference:** N/A

**Implications of
Adoption/Rejection:** N/A

Timeline: N/A

**Responsible
Persons:** Dr. Jim Sutfin

Superintendent's Signature: _____  _____

January 10, 2011

RESIGNATIONS

Recommend: The following resignation be accepted:

1. Lori Wilhelm – Title 1 Math Teacher at Norris Elementary School. Resigning at the end of the 2010-2011 school year for family reasons.

January 10, 2011

VOLUNTARY SEPARATION PROGRAM

Recommend: The following qualified candidates be approved to participate in the District's Voluntary Separation Program:

31. Barbara J. Asmus – Grade 1 Teacher at Bryan Elementary School. 39 years of service.

January 10, 2011

TEACHERS RECOMMENDED FOR HIRE**Recommend: the following teachers be hired for the 2010/2011 school year:**

1. Alicia M. Owen – BA – University of Nebraska, Lincoln. Kindergarten Teacher at Upchurch Elementary School. Short-Term Teaching Contract for the remainder of the 2010-11 school year.
2. Nicholas J. Weaver – BA – Peru State University. Grade 5 teacher at Holling Heights Elementary School. Short-Term Teaching Contract for the remainder of the 2010-11 school year.

Recommend: the following teachers be hired for the 2011/2012 school year:

1. Gregory L. Dunn – BA – University of Nebraska, Lincoln. Industrial Tech Teacher at Millard North High School for the 2011-2012 school year.
2. Harold M. Miller – BA+9 – University of Nebraska, Lincoln. Industrial Tech Teacher at Millard South High School for the 2011-2012 school year. Previous Experience: Omaha Public Schools (2007-2011)

**December 20, 2010
Millard Public Schools
Total Enrollment**

Elementary	K	1	2	3	4	5	SpEd			Sep-10 Enrollment	
							Cluster Prgm	Current Total	Current Change		YTD Change
Abbott (3 unit)	65	76	82	67	69	72		431	0	-1	432
Ackerman (4 unit)	71	77	90	94	89	83		504	0	2	502
Aldrich (3 unit)	60	93	59	66	97	71		446	0	1	445
Black Elk (4 unit)	71	85	87	92	103	89		527	0	1	526
Bryan (3 unit)	65	62	68	58	59	66		378	1	-5	383
Cather (3 unit)	78	76	74	83	74	73		458	-3	0	458
Cody (2 unit)	29	33	29	33	39	25	23	211	-1	0	211
Cottonwood (3 unit)	63	61	52	52	57	60		345	-1	1	344
Disney (3 unit)	41	43	37	43	39	33	18	254	1	-6	260
Ezra Millard (3 unit)	62	60	57	68	58	69	12	386	-3	-2	388
Harvey Oaks (2 unit)	39	52	45	42	48	56		282	0	-1	283
Hitchcock (2 unit)	30	34	26	29	30	27	17	193	1	0	193
Holling Heights (3 unit)	67	60	61	60	59	66	13	386	2	8	378
Montclair (4 unit)	84	94	86	85	88	85		522	0	-1	523
Morton (3 unit)	57	48	52	55	64	75	14	365	-2	3	362
Neihardt (4 unit)	80	102	82	95	103	95		557	5	-5	562
Norris (3 unit)	59	72	58	52	60	64		365	-3	-1	366
Reagan (4 unit)	127	107	123	108	96	79		640	1	2	638
Reeder (3 unit)	99	84	67	98	84	81	19	532	1	1	531
Rockwell (3 unit)	55	53	56	48	55	50	17	334	-1	-3	337
Rohwer (3 unit)	64	76	66	81	78	81	16	462	0	0	462
Sandoz (3 unit)	52	53	50	59	38	50		302	0	-4	306
Upchurch (3 unit)	103	112	85	71	61	45		477	1	3	474
Wheeler (4 unit)	75	90	108	99	112	111	21	616	-1	0	616
Willowdale (3 unit)	61	58	64	70	67	91		411	3	5	406
Totals	1657	1761	1664	1708	1727	1697	170	10384	1	-2	10386

Middle	6	7	8	SpEd			Sep-10 Enrollment	
				Prgm*	Total	Change	Change	
Andersen MS	229	250	263	0	742	0	-6	748
Beadle MS	340	271	305	29	916	-5	-3	919
Central MS	247	249	254	21	750	-4	0	750
Kiewit MS	288	282	309	0	879	2	1	878
North MS	243	320	254	18	817	1	4	813
Russell MS	284	288	280	0	852	3	3	849
MS Alternative	0	9	16		25	3	4	21
Totals	1631	1669	1681	68	4981	0	3	4978

High	9	10	11	12	SpEd			Sep-10 Enrollment	
					Prgm*	Total	Change	Change	
North HS		613	617	588	20	2384	0	-11	2395
South HS		503	499	466	30	1954	-2	-16	1970
West HS		595	557	514	35	2169	-3	-7	2176
Horizon HS		0	0	45		121	-2	-1	122
Totals		1711	1673	1613	85	6628	-7	-35	6663

*Sped Program Included in MS/HS Grade Level totals
HS Totals reflect early grads YTD: MWHS 5; MHHS 11

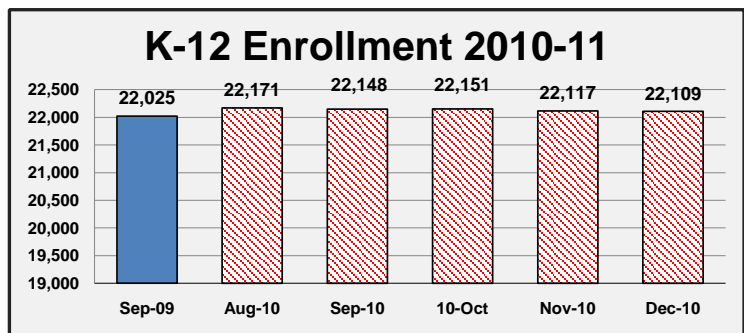
Preschool	SPED	Not SPED	Total
Bryan	5	30	35
Cody	52	35	87
Cody Early Start	5	10	15
Disney	19	15	34
Hitchcock	25	10	35
Holling Heights	0	30	30
Montclair	27	8	35
Montclair Montessori	0	85	85
Neihardt	2	34	36
Norris ELL	1	17	18
Norris Montessori	1	16	17
Rockwell	0	35	35
Sandoz	12	4	16
Sandoz ELL	1	35	36
Wheeler	32	8	40
Homebased Infants			85
TOTAL	639		

Career Academies	NHS	SHS	WHS	HHS	TOTAL
Culinary	7	3	5		15
Education	8	4	20		32
Entrepreneurship	3	7	7		17
Finance	4	3	0		7
Health Services	19	13	10		42
TDL	3	1		1	5
Ombudsman	(Primary and Secondary Assignment)				35

Contracted SPED	42	0	2	40
Young Adult Program	48	0	-4	52
Ombudsman (Primary)	26	-2	-3	29
Total District K-12	22109	-8	-39	22148
Total District PreK-12	22748	6	-7	22755

12/20/2010	
Elementary	10384
Middle School	4981
High School	6628
Contracted	42
Young Adult	48
Ombudsman (Primary)	26
TOTAL	22109

9/23/2010	
Elementary	10386
Middle Sch	4978
High Sch	6663
Contracted	40
Young Adult	52
Ombudsman (Primary)	29
TOTAL	22148



Elementary		Classroom Enrollment										Class Size W/out SPED					
	K	1	2	3	4	5						Current Total	Current Change	YTD Change	Sep-10 Enrollment		
Abbott	23	19	21	23	23	24											
	21	19	21	22	23	24											
	21	19	20	22	23	24											
		19	20														
Total Students	65	76	82	67	69	72						431	0	-1	432	431	
Total Teachers	3	4	4	3	3	3						20				20	
Classroom Avg	21.67	19.0	20.5	22.3	23.0	24.0						22				22	
Ackerman	19	19	19	25	24	20											
	17	20	17	23	23	22											
	17	20	18	24	19	19											
	18	18	17	22	23	22											
			19														
Total Students	71	77	90	94	89	83						504	0	2	502	504	
Total Teachers	4	4	5	4	4	4						25				25	
Classroom Avg	17.8	19.3	18.0	23.5	22.3	20.8						20				20	
Aldrich	20	23	20	22	24	23											
	20	24	20	23	24	24											
	20	23	19	21	25	24											
			23		24												
Total Students	60	93	59	66	97	71						446	0	1	445	446	
Total Teachers	3	4	3	3	4	3						20				20	
Classroom Avg	20.0	23.3	19.7	22.0	24.3	23.7						22				22	
Black Elk	18	21	22	24	26	23											
	17	21	21	24	25	22											
	19	23	22	22	26	21											
	17	20	22	22	26	23											
Total Students	71	85	87	92	103	89						527	0	1	526	527	
Total Teachers	4	4	4	4	4	4						24				24	
Classroom Avg	17.8	21.3	21.8	23.0	25.8	22.3						22				22	
Bryan	22	16	22	20	19	23											
	22	14	23	19	20	22											
	21	16	23	19	20	21											
		16															
Total Students	65	62	68	58	59	66						378	1	-5	383	378	
Total Teachers	3	4	3	3	3	3						19				19	
Classroom Avg	21.7	15.5	22.7	19.3	19.7	22.0						20				20	
Cather	16	15	14	16	15	26	C-K	C-1	C-2	C-3	C-4	C-5	Current Total	Current Change	YTD Change	Sep-10 Enrollment	
	14	16	13	18	14		24	24	24	25	22	24					
							24	21	23	24	23	23					
Total Students	30	31	27	34	29	26	48	45	47	49	45	47	458	-3	0	458	458
Total Teachers	2	2	2	2	2	1	2	2	2	2	2	2	23			23	
Classroom Avg	15.0	15.5	13.5	16.0	14.5	26.0	24.0	22.5	23.5	24.5	22.5	23.5	20			20	
Cody	14	16	14	17	19	25	SpEd Cluster						Current Total	Current Change	YTD Change	Sep-10 Enrollment	
	15	17	15	16	20		7										
							8										
							8										
Total Students	29	33	29	33	39	25	23						211	-1	0	211	188
Total Teachers	2	2	2	2	2	1	3						14			11	
Classroom Avg	14.5	16.5	14.5	16.5	19.5	25.0	7.7						15			17	
Cottonwood	21	21	17	17	19	19											
	21	20	17	18	19	20											
	21	20	18	17	19	21											
Total Students	63	61	52	52	57	60							345	-1	1	344	345
Total Teachers	3	3	3	3	3	3							18			18	
Classroom Avg	21.0	20.3	17.3	17.3	19.0	20.0							19			19	
Disney	20	13	21	20	18	17	SpEd Cluster						Current Total	Current Change	YTD Change	Sep-10 Enrollment	
	21	15	16	23	21	16	9										
		15					9										
Total Students	41	43	37	43	39	33	18						254	1	-6	260	236
Total Teachers	2	3	2	2	2	2	2						15			13	
Classroom Avg	20.50	14.33	18.50	21.50	19.50	16.50	9						17			18	

	K	1	2	3	4	5	SpEd Cluster	Current Total	Current Change	YTD Change	Sep-10 Enrollment	Class Size W/out
												SPED
Ezra Millard	20	21	20	22	20	23	8				32	
	21	19	18	23	18	23	4					
	21	20	19	23	20	23						
Total Students	62	60	57	68	58	69	12	386	-3	-2	388	374
Total Teachers	3	3	3	3	3	3	2	20				18
Classroom Avg	20.7	20.0	19.0	22.7	19.3	23.0	6	19				21

	K	1	2	3	4	5		Current Total	Current Change	YTD Change	Sep-10 Enrollment	
Harvey Oaks	20	18	23	21	24	17						
	19	16	22	21	24	20						
		18				19						
Total Students	39	52	45	42	48	56		282	0	-1	283	282
Total Teachers	2	3	2	2	2	3		14				14
Classroom Avg	19.5	17.3	22.5	21.0	24.0	18.7		20				20

	K	1	2	3	4	5	SpEd Cluster	Current Total	Current Change	YTD Change	Sep-10 Enrollment	
Hitchcock	16	17	12	15	15	27	8					
	14	17	14	14	15		9					
Total Students	30	34	26	29	30	27	17	193	1	0	193	176
Total Teachers	2	2	2	2	2	1	2	13				11
Classroom Avg	15.0	17.0	13.0	14.5	15.0	27.0	8.5	15				16

	K	1	2	3	4	5	SpEd Cluster	Current Total	Current Change	YTD Change	Sep-10 Enrollment	
Holling Heights	22	22	20	18	18	22	7					
	23	18	20	22	20	22	6					
	22	20	21	20	21	22						
Total Students	67	60	61	60	59	66	13	386	2	8	378	373
Total Teachers	3	3	3	3	3	3	2	20				18
Classroom Avg	22.3	20.0	20.3	20.0	19.7	22.0	6.5	19				21

	K	1	2	3	4	5	M-K	M1-3	M4-5	Current Total	Current Change	YTD Change	Sep-10 Enrollment	
Montclair	20	22	20	20	21	25	14	24	18					
	20	23	21	17	22	25	16	23	20					
							14	24	22					
								24	20					
								23						
								24						
Total Students	40	45	41	37	43	50	44	142	80	522	0	-1	523	522
Total Teachers	2	2	2	2	2	2	3	6	4	25				25
Classroom Avg	20.0	22.5	20.5	18.5	21.5	25.0	14.7	23.7	20.0	21				21

	K	1	2	3	4	5	SpEd Cluster	Current Total	Current Change	YTD Change	Sep-10 Enrollment	
Morton	21	21	19	17	23	24	7					
	17	15	19	18	21	25	7					
	19	12	14	20	20	26						
Total Students	57	48	52	55	64	75	14	365	-2	3	362	351
Total Teachers	3	3	3	3	3	3	2.0	20				18
Classroom Avg	19.0	16.0	17.3	18.3	21.3	25.0	7.0	18				20

	K	1	2	3	4	5	Current Total	Current Change	YTD Change	Sep-10 Enrollment	
Neihardt	20	20	21	25	20	22					
	20	21	21	23	21	24					
	20	20	20	24	20	25					
	20	21	20	23	21	24					
		20			21						
Total Students	80	102	82	95	103	95	557	5	-5	562	557
Total Teachers	4	5	4	4	5	4	26				26
Classroom Avg	20.0	20.4	20.5	23.8	20.6	23.8	21				21

	K	1	2	3	4	5	M-K	M1-3	M4-5	Current Total	Current Change	YTD Change	Sep-10 Enrollment	
Norris	20	25	20	16	19	24	12	19	21					
	19	23	20	20	20	22	8	19	18					
								20						
Total Students	39	48	40	36	39	46	20	58	39	365	-3	-1	366	365
Total Teachers	2	2	2	2	2	2	2	3	2	19				19
Classroom Avg	19.5	24.0	20.0	18.0	19.5	23.0	10.0	19.3	19.5	19				19

	K	1	2	3	4	5	Current Total	Current Change	YTD Change	Sep-10 Enrollment	
Reagan	22	22	22	22	19	20					
	21	22	16	21	19	20					
	21	21	23	22	20	20					
	21	20	21	22	21	19					
	21	22	21	21	17						
	21		20								
Total Students	127	107	123	108	96	79	640	1	2	638	640
Total Teachers	6	5	6	5	5	4	31				31
Classroom Avg	21.2	21.4	20.5	21.6	19.8	19.8	21				21

K	1	2	3	4	5	SpEd Cluster	Current Total	Current Change	YTD Change	Sep-10 Enrollment		
												Reeder
	21	21	22	25	21	20	10					
	20	21	22	25	25	24						
	20	19		24	15	22						
	18											
Total Students	99	84	67	98	84	81	19	532	1	1	531	513
Total Teachers	5	4	3	4	4	4	2	26				24
Classroom Avg	20.3	21.7	22.3	24.7	23.0	19.7	9.5	20				21

53

K	1	2	3	4	5	SpEd Cluster	Current Total	Current Change	YTD Change	Sep-10 Enrollment		
												Rockwell
	18	18	19	25	18	25	9					
	19	16	18		18							
Total Students	55	53	56	48	55	50	17	334	-1	-3	337	317
Total Teachers	3	3	3	2	3	2	2	18				16
Classroom Avg	18.3	17.7	18.7	24.0	18.3	25.0	8.5	19				20

K	1	2	3	4	5	SpEd Cluster	Current Total	Current Change	YTD Change	Sep-10 Enrollment		
												Rohwer
	20	20	18	19	21	21	7					
	23	19	23	20	19	20						
		16		21	19	20						
Total Students	64	76	66	81	78	81	16	462	0	0	462	446
Total Teachers	3	4	3	4	4	4	2	24				22
Classroom Avg	21.3	19.0	22.0	20.3	19.5	20.3	8.0	19				20

K	1	2	3	4	5	SpEd Cluster	Current Total	Current Change	YTD Change	Sep-10 Enrollment		
												Sandoz
	18	18	17	20	18	25						
	17	17	16	19								
Total Students	52	53	50	59	38	50		302	0	-4	306	302
Total Teachers	3	3	3	3	2	2		16				16
Classroom Avg	17.3	17.7	16.7	19.7	19.0	25.0		19				19

K	1	2	3	4	5	SpEd Cluster	Current Total	Current Change	YTD Change	Sep-10 Enrollment		
												Upchurch
	20	22	20	24	21	23						
	21	22	22	23	19							
	20	22	22									
	20	23										
Total Students	103	112	85	71	61	45		477	1	3	474	477
Total Teachers	5	5	4	3	3	2		22				22
Classroom Avg	20.6	22.4	21.3	23.7	20.3	22.5		22				22

K	1	2	3	4	5	SpEd Cluster	Current Total	Current Change	YTD Change	Sep-10 Enrollment		
												Wheeler
	19	17	20	20	20	15	6					
	16	16	22	18	23	26	7					
	20	20	23	21	24	23						
		17	22	20	24	23						
Total Students	75	90	108	99	112	111	21	616	-1	0	616	595
Total Teachers	4	5	5	5	5	5	3	32				29
Classroom Avg	18.8	18.0	21.6	19.8	22.4	22.2	7.0	19				21

K	1	2	3	4	5	SpEd Cluster	Current Total	Current Change	YTD Change	Sep-10 Enrollment		
												Willowdale
	21	19	21	23	23	23						
	20	19	21	23	21	23						
						23						
Total Students	61	58	64	70	67	91		411	3	5	406	411
Total Teachers	3	3	3	3	3	4		19				19
Classroom Avg	20.3	19.3	21.3	23.3	22.3	22.8		22				22

Elementary Totals	Grade	K	1	2	3	4	5	M-1	M-2	M-3	M-4	M-5	SpEd Cluster	Current Total	Current Change	YTD Change	Sep-10 Enrollment	
Teachers	86	87	81	78	80	74	9			6		22	523				501	
Classroom Avg	19.3	20.2	20.5	21.9	21.6	22.9						7.7	19.85				20.387	

6	7	8	SpEd Cluster	Current Total	Current Change	YTD Change	Sep-10 Enrollment	
Beadle MS	340	271	305	29	916	-5	-3	919
Central MS	247	249	254	21	750	-4	0	750
Kiewit MS	288	282	309	0	879	2	1	878
North MS	243	320	254	18	817	1	4	813
Russell MS	284	288	280	0	852	3	3	849
MS Alternative	0	9	16		25	3	4	21
Totals	1631	1669	1681	68	4981	0	3	4978

	9	10	11	12	SpEd Cluster	Current Total	Current Change	YTD Change	Sep-10 Enrollment	
South HS		503	499	466	486	30	1954	-2	-16	1970
West HS		595	557	514	503	35	2169	-3	-7	2176
Horizon HS		0	0	45	76		121	-2	-1	122
Totals		1711	1673	1613	1631	85	6628	-7	-35	6663

Contracted SPED	42	0	2	40
Young Adult Program	48	0	-4	52
Ombudsman (Primary Enrollment)	26	-2	-3	29
Total District Enrollment	22109	-8	-39	22148

AGENDA SUMMARY SHEET

AGENDA ITEM: Program Evaluation for International Baccalaureate Primary Years Programme

Meeting Date: ~~XXXXXXXXXX~~ January 17, 2011
~~January 10, 2011~~

Department: Department of Assessment Research and Evaluation

Title and Brief Description: Program Evaluation for the IBPYP at Aldrich Elementary School. This program will be evaluated in its first five years.

Action Desired: Approval ___ Discussion x Information Only ___

Background: This is the third year evaluation of this program. Results show that the IBPYP at Aldrich Elementary School has increased student enrollment and provided a quality international learning experience. Students at Aldrich scored higher on most district and nationally normed tests as compared to their non-IB peers at the other schools in the district.

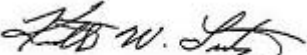
Options/Alternatives Considered: NA

Recommendations: Continue to implement this program and to monitor the progress.

Strategic Plan Reference: Strategy 5

Implications of Adoption/Rejection: NA

Responsible Persons: Dr. Tami Williams and Chad Hayes

Superintendent's Signature: _____  _____

International Baccalaureate Mini-Magnet Primary Years Programme Evaluation Year 3

In 2004, the Bess Streeter Aldrich strategic planning team in alignment with the district strategic plan determined that the school needed a program that would increase student enrollment and provide quality education that was responsive to the needs and expectations of our students and parents. Aldrich parents were surveyed to find out their educational desires for their children. They showed a strong desire for a world language program that takes place within the regular school day. After exploring the International Baccalaureate Primary Years Programme, the team felt this program would be an excellent fit for Aldrich. In addition, the team felt the continuity of educational opportunities that come from the PYP in a K-12 structure would be beneficial to our students and was logical for our district.

Aldrich became authorized as an International Baccalaureate Primary Years Programme World School in July, 2008. Over the past 3 years, we have worked diligently to ensure that the International Baccalaureate Organization philosophy and standards and practices have become part of our school culture. During the 2010-11 school year, Aldrich will partake in a required intensive self-study of assessing our program against the standards and practices set forth by the International Baccalaureate Organization (IBO). The self-study is guided by a questionnaire which involves the whole school in assessing the delivery of the programme. After the self-study is completed and documentation is sent to the IBO, a team from IBO will visit the school in Fall of 2011 to ensure the quality of programme, while offering feedback to the school. As a result of their visit, the school will receive a written report with commendations, recommendations and, where appropriate matters to be addressed by the school.

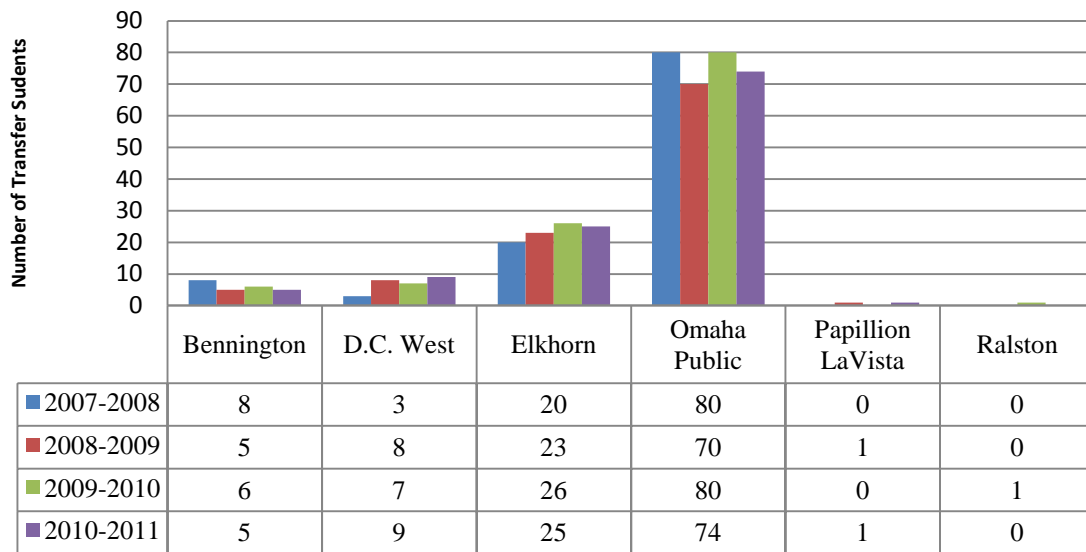
Participation

The International Baccalaureate Primary Years Programme at Aldrich Elementary School is a school-wide mini-magnet serving students in the Aldrich attendance area as well as students from fourteen other Millard Elementary attendance areas and five surrounding school districts (2009-2010).



* Tableau Data Pull 11/18/2010

Home District for Open Enrolled Primary IB Students



*Tableau Data Pull 11/18/2010

The following table illustrates the home attendance zones for the students enrolled in the program.

	2008	2009	2010	2011
Abbott	4	5	5	7
Ackerman	2	3	3	3
Black Elk	0	0	0	3
Bryan	1	0	1	2
Cottonwood	11	14	15	17
Disney	0	0	0	1
Ezra	6	7	5	6
Harvey	7	8	8	7
Holling	1	1	1	2
Montclair	0	0	1	2
Morton	19	26	25	42
Neihardt	1	1	0	1
Reagan	1	1	2	3
Reeder	0	0	1	2
Rockwell	1	0	0	1
Wheeler	1	2	2	1
Willowdale	0	0	2	1

Tableau Data Pull
11/18/2010

The following table is the historical enrollment for each grade at Aldrich for the last three years.

Grade	Count of Students
Kindergarten	56
First Grade	49
Second Grade	97
Third Grade	69
Fourth Grade	84
Fifth Grade	68
Total*	2008-2009
Kindergarten	71
First Grade	58
Second Grade	58
Third Grade	94
Fourth Grade	65
Fifth Grade	80
Total*	2009-2010
Kindergarten	60
First Grade	94
Second Grade	59
Third Grade	66
Fourth Grade	96
Fifth Grade	71
Total*	2010-2011
	446

Tableau Data Pull
11/18/2010

Class Size Comparison for 2009-2010

Grade Level	PYP average class size	District Average	Difference
K	24	19.7	+4.3
1	20.3	20.5	-0.2
2	18.7	21.3	-2.6
3	23.5	21.7	+1.8
4	23	22.4	+0.6
5	21.3	22.6	-1.3

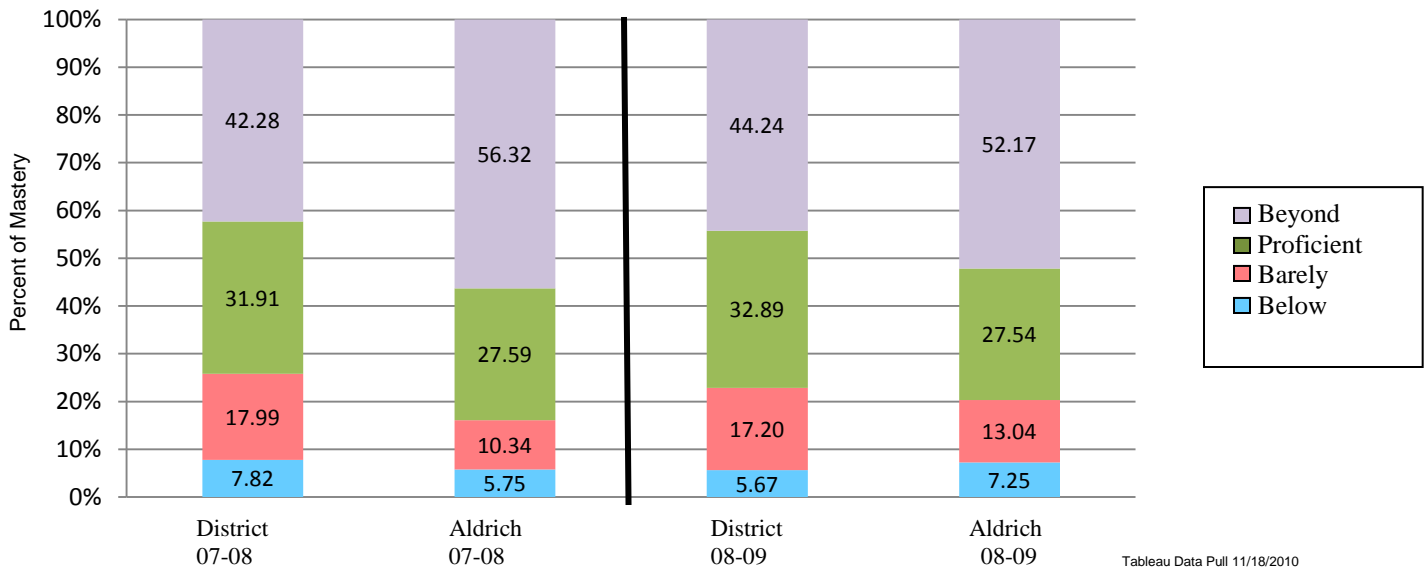
Assessment Results

Students who are enrolled in IBPYP participate in all District-wide assessments along with their Non-IB peers. When comparing performance of these two groups of students on District Essential Learner Outcome exams, Aldrich students placed higher in the top two levels of proficiency in all District and nationally normed assessments.

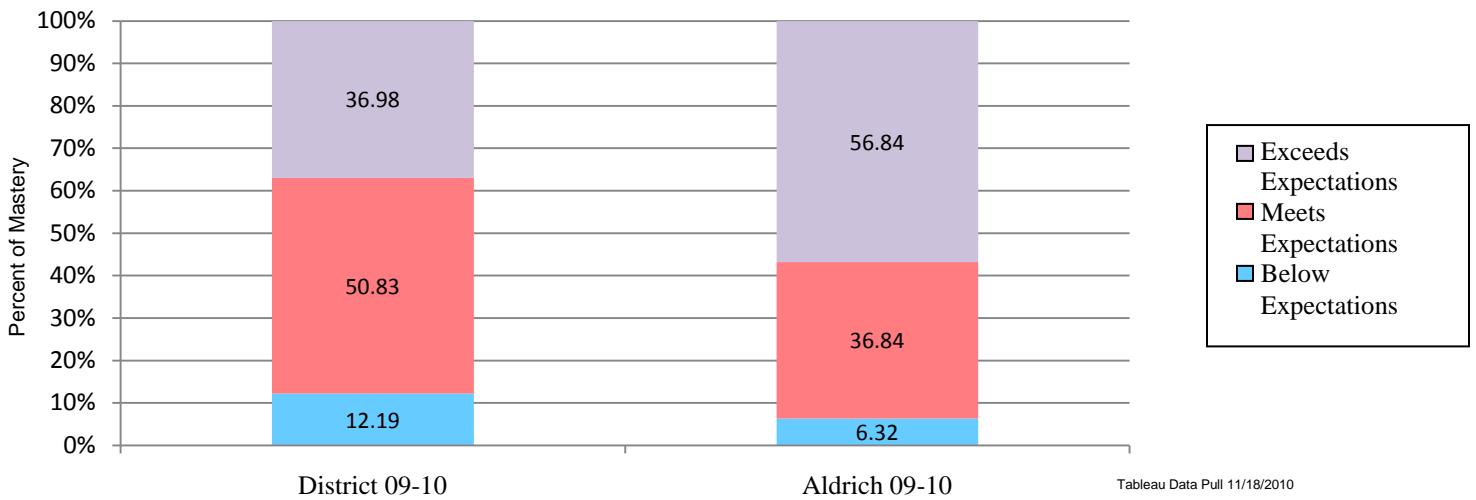
2009-2010 was the first year that students throughout Nebraska participated in the statewide reading assessment (NeSA-R). When compared to the district, students at Aldrich had a higher mean score on all three levels in which the assessment was given. Students at Aldrich also outperformed the state in the “Exceeds Expectations” category of the NeSA-R.

The following graphs represent a comparison of ELO scores for Aldrich PYP students and all District elementary students. The data is presented as percent of students scoring at the four levels of proficiency on each test. Data given the following graphs come from a data pull from Tableau on November 18, 2010.

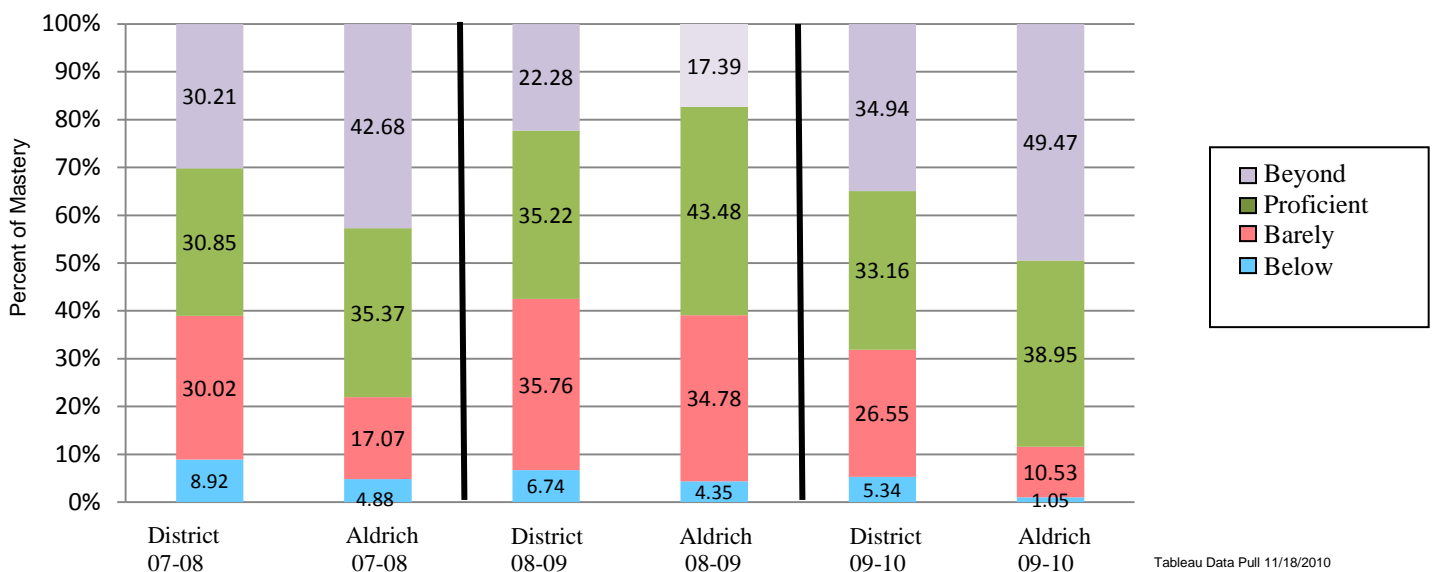
3rd Grade Reading ELO



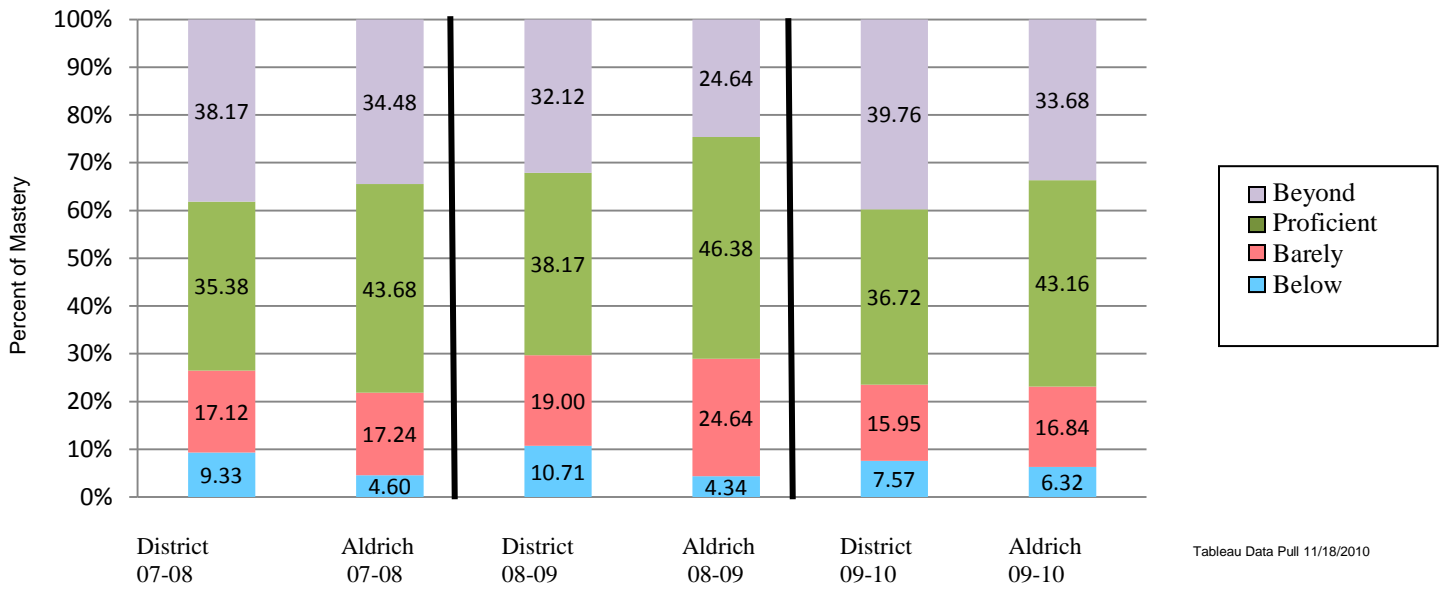
3rd Grade NeSA-R



3rd Grade AWA



3rd Grade Math ELO



AGENDA SUMMARY SHEET

AGENDA ITEM: Program Evaluation for International Baccalaureate Middle Years Programme

Meeting Date: ~~January 10, 2011~~ January 17, 2011

Department: Department of Assessment Research and Evaluation

Title and Brief This is the fourth Program Evaluation for the IB-MYP at Millard North Middle School and Millard North High School. This program will be evaluated in its first five years.

Description:

Action Desired: Approval Discussion Information Only

Background: This is the fourth evaluation of the program which was implemented in the 2005-2006 school year. Results indicate that the program is meeting the strategic goals set for North Middle School at its inception. The elements that have created this success are in the process of being articulated to grades 9 and 10 of the program.

Options/Alternatives Considered:

NA

Recommendations: Continue to implement this program and to monitor the progress.

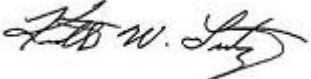
Strategic Plan

Reference: Strategy 5

Implications of Adoption/Rejection: NA

Responsible Persons:

Dr. Tami Williams and Chad Hayes

Superintendent's Signature: _____  _____

International Baccalaureate Mini-Magnet Middle Years Program Year 5 Program Evaluation

Introduction and Purpose

As required by board policy and strategic plan parameters, the Office of Assessment, Research, and Evaluation carries out 5-year evaluations of all programs. The 2005-2006 school year was the first year of implementation for the International Baccalaureate Middle Years Programme (IB-MYP) mini-magnet at Millard North Middle School. During the 2006-2007 school year the program was in its second year at North Middle and for the first time, students in the 9th grade at North High began to take part in the IB-MYP curriculum through class work and community service. International Baccalaureate 9th graders fall into three distinct categories at North High: IB-MYP only, IB-MYP and Diploma Path or Diploma Path only. “IB-DP” DP stands for Diploma Program Diploma Path is a list of optional diploma programs offered by Millard.

The data in this report comes from the fifth year of the program.

The following, from the Millard North Middle School and Millard North High School MYP web page, presents background on the program.

The International Baccalaureate Middle Years Programme (MYP) is designed for students aged 11 to 16. This period, encompassing early puberty and mid-adolescence, is a particularly critical phase of personal and intellectual development and requires a programme that helps students participate actively and responsibly in a changing and increasingly interrelated world. Learning how to learn and how to evaluate information critically is as important as learning facts.

The curriculum contains eight subject groups (Language A, Language B, Humanities, Technology, Mathematics, Arts, Sciences, Physical Education) together with a core made up of five areas of interaction (Health and Social Education, Community and Service, Environments, Approaches to Learning, and Human Ingenuity).

The Millard North Middle School strategic plan team in alignment with the district strategic plan, in 2002 determined that the school needed a rigorous alternative to the traditional middle level program that would further challenge all students to reach advanced levels. The action team working on this plan felt the International Baccalaureate Middle Years Programme was the answer in that it would not only provide the alternative the team wanted, but would also better prepare students for success at the Diploma Years level. In July of 2004 the Millard Board of Education gave approval for the implementation of this program at North Middle School. Millard North High School in turn, adopted the 9th and 10th grade component of the program. In its adoption, Millard North High School has assumed the responsibility of the reporting of year five assessments to the International Baccalaureate, as well as the completion of the Personal Project.

Participation

The International Baccalaureate Middle Years Programme is a 5-year program. Students are allowed to self-select into and out of the program during years one through four. Due to the reporting of assessments to the International Baccalaureate, students are not allowed to option into the program after year four has ended. The program at North Middle provides the first three years of the service beginning in grade 6. The program then culminates in grades 9 and 10 at Millard North High School.

The following charts illustrate the home attendance zones for the students enrolled in the program for 2009-2010.

Middle Level IB-MYP

Home Attendance Zone for Middle Level IB-MYP Students

	2007 2008	2008 2009	2009 2010	2010 2011
Andersen	26	32	47	47
Beadle	16	22	25	26
Central	15	21	24	20
Kiewit	24	34	44	49
North	142	180	220	242
Russell	43	48	44	46

Tableau Data Pull
11/18/2010

Home District for Option Enrolled Middle Level IB-MYP

	2007 2008	2008 2009	2009 2010	2010 2011
Bennington	-	1	4	3
Bellevue	-	-	-	1
DC West	1	-	-	-
Elkhorn	4	7	10	10
Gretna	-	-	2	3
Millard	266	337	404	430
Omaha Public	31	36	60	76
Papillion LaVista	4	1	7	-
Ralston	1	2	1	1
Westside	1	2	7	8

Tableau Data Pull
11/18/2010

High School IB-MYP

Home Attendance Zone for 9th and 10th Grade IB-MYP Students

	2006 2007	2007 2008	2008 2009	2009 2010	2010 2011
Millard North High School	53	73	104	113	106
Millard South High School	10	11	14	13	19
Millard West High School	17	29	35	59	70

Tableau Data Pull
11/18/2010

Home District for Option Enrolled Middle Level IB-MYP Students Current Year and Previous Two Years

	2006 2007	2007 2008	2008 2009	2009 2010	2010 2011
Bellevue	-		-	4	1
Bennington	1	2	2	1	1
Blair	2	2	1	-	-
D.C. West	-	-	1	2	-
Elkhorn	5	7	8	5	7
Fort Calhoun	1	5	4	1	1
Gretna	2	1	-	2	1
Millard	42	113	153	185	195
Omaha Public	80	23	39	57	59
Papillion LaVista	-	3	4	3	2
Ralston	-	1	1	1	-
South Sarpy	-	-	-	-	2
Westside	-	1	3	1	3

Tableau Data Pull
11/18/2010

The following table lists the enrollment trends for the program:

IB-MYP Enrollment

Grade	2005 2006	2006 2007	2007 2008	2008 2009	2009 2010	2010 2011
6th	69	114	125	155	228	172
7th		70	119	121	153	201
8th			86	122	121	160
9th		58	89	140	162	142
10th		53	78	83	101	130
Totals	69	295	497	621	766	804

Tableau Data Pull
11/18/2010

Assessment Results

ELO Results

Students who are enrolled in the IB-MYP participate in all district-wide curricular-based ELO assessments along with their Non-IB peers. Students who are enrolled in the IB-MYP courses consistently scored at higher levels of proficiency than the students enrolled in the regular curricular programs at both schools.

The following graphs illustrate the proficiency levels of students in the IB-MYP, total building, and the district.

6th Grade Reading ELO Scores

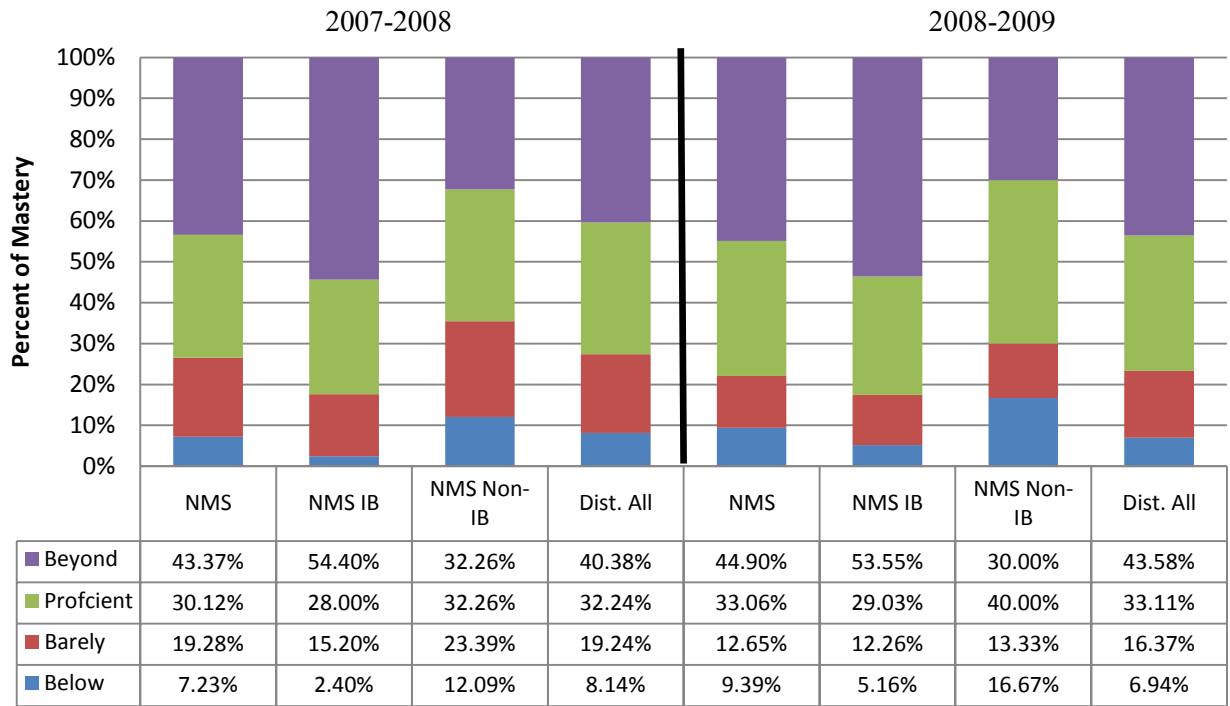


Tableau Data Pull
11/18/2010

6th Grade Ne-SA-R

2009-2010

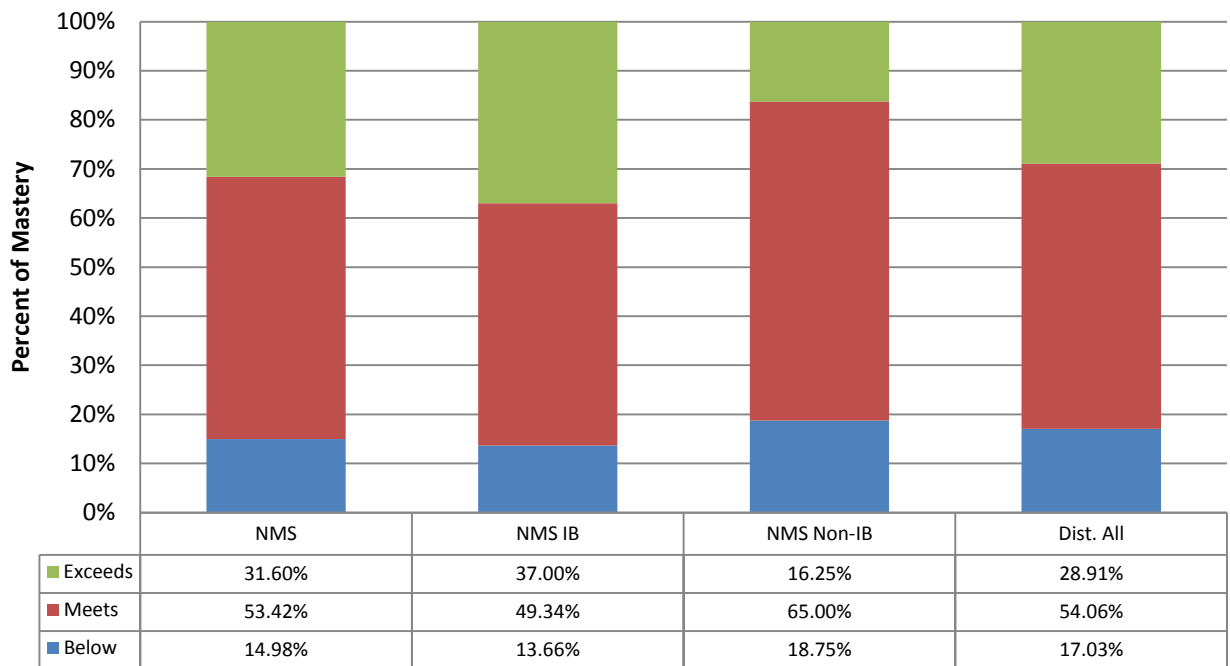


Tableau Data Pull
11/18/2010

6th Grade Math ELO Scores

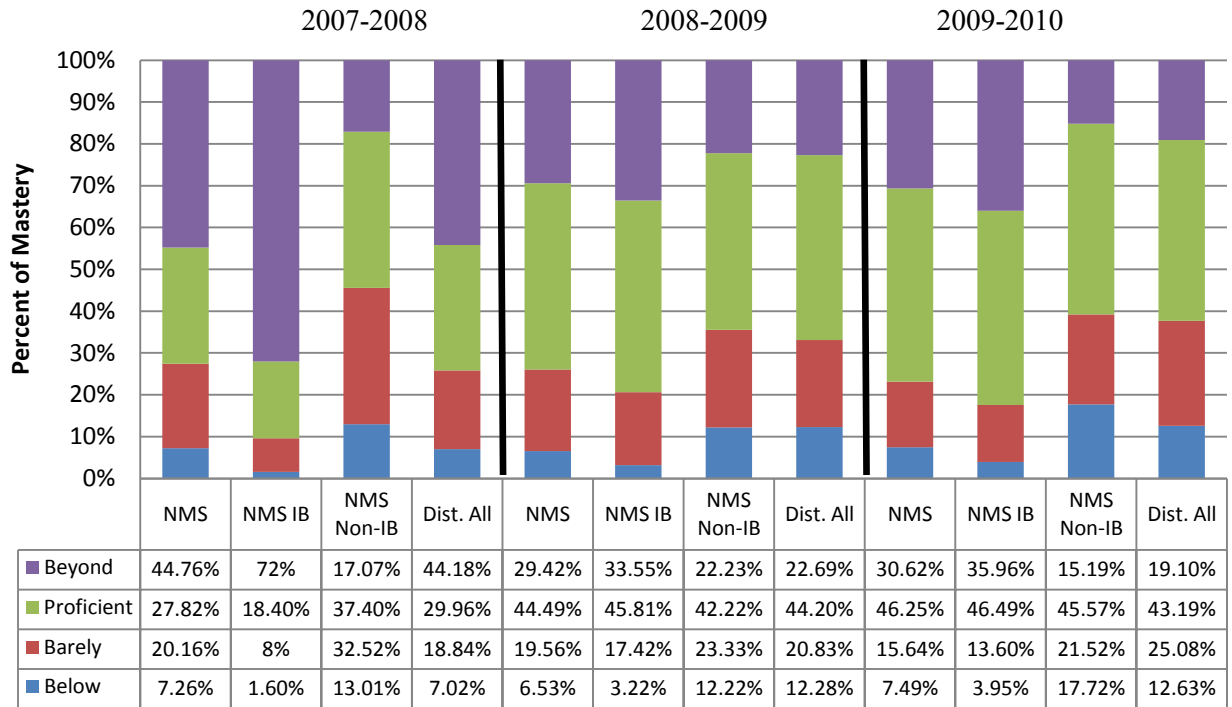


Tableau Data Pull
11/18/2010

6th Grade AWA Scores

2009-2010

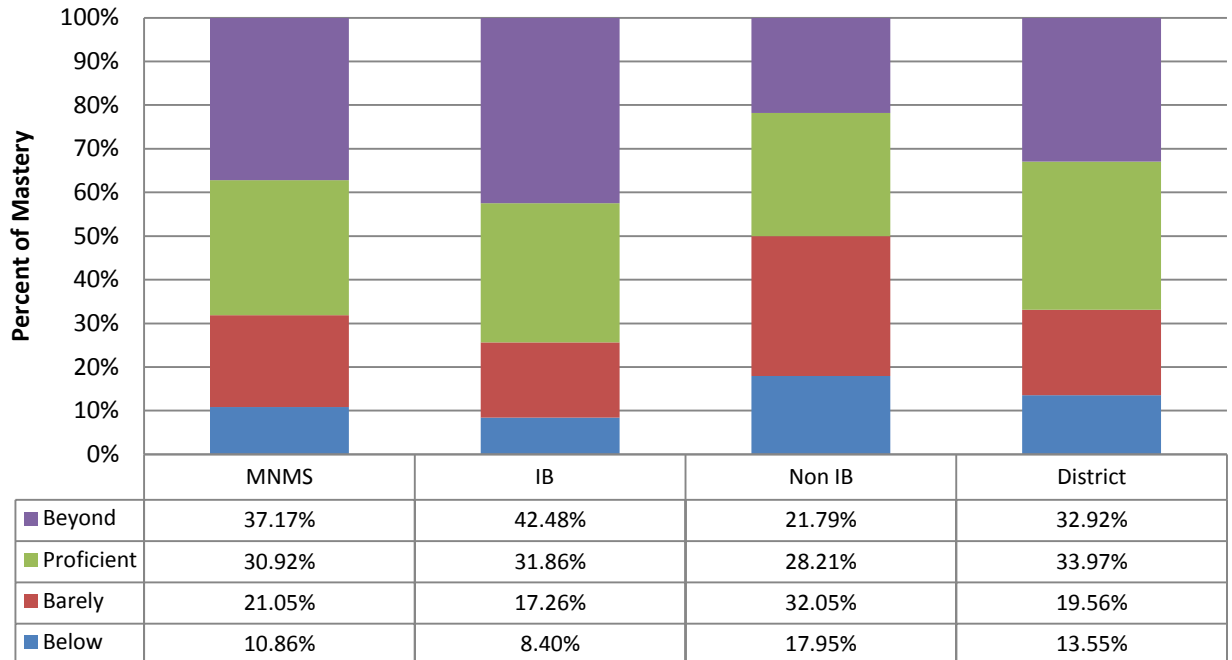


Tableau Data Pull
11/18/2010

7th Grade Reading ELO Scores

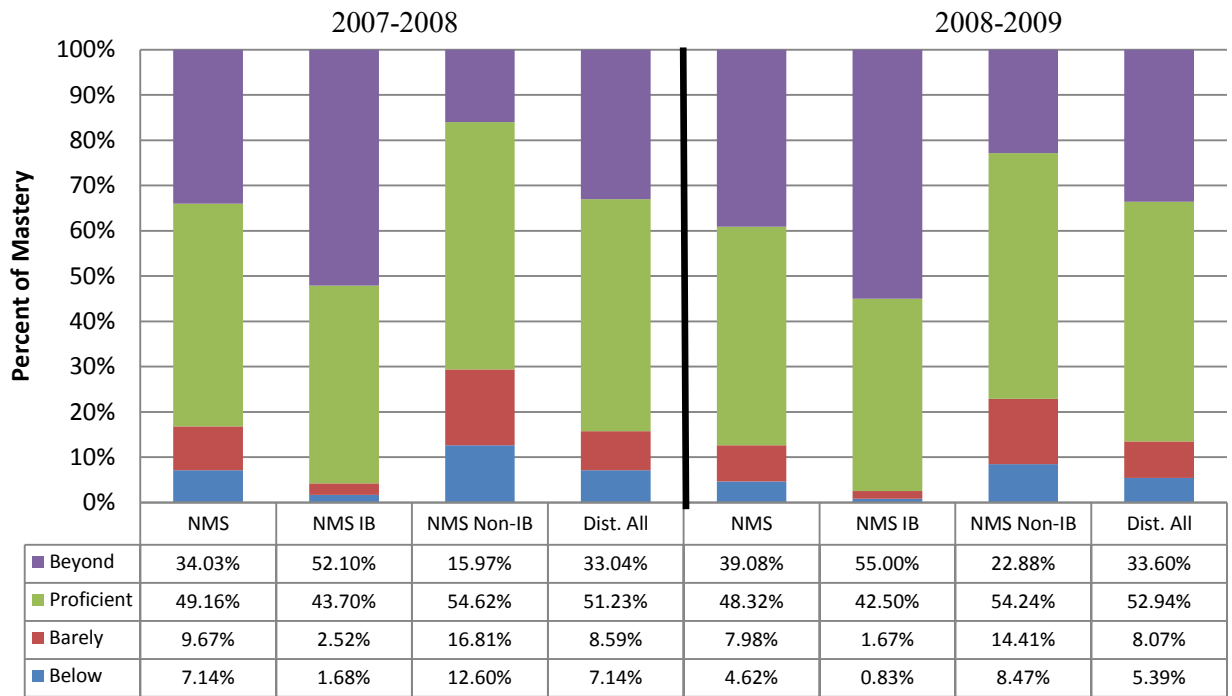


Tableau Data Pull
11/18/2010

7th Grade NeSA-R

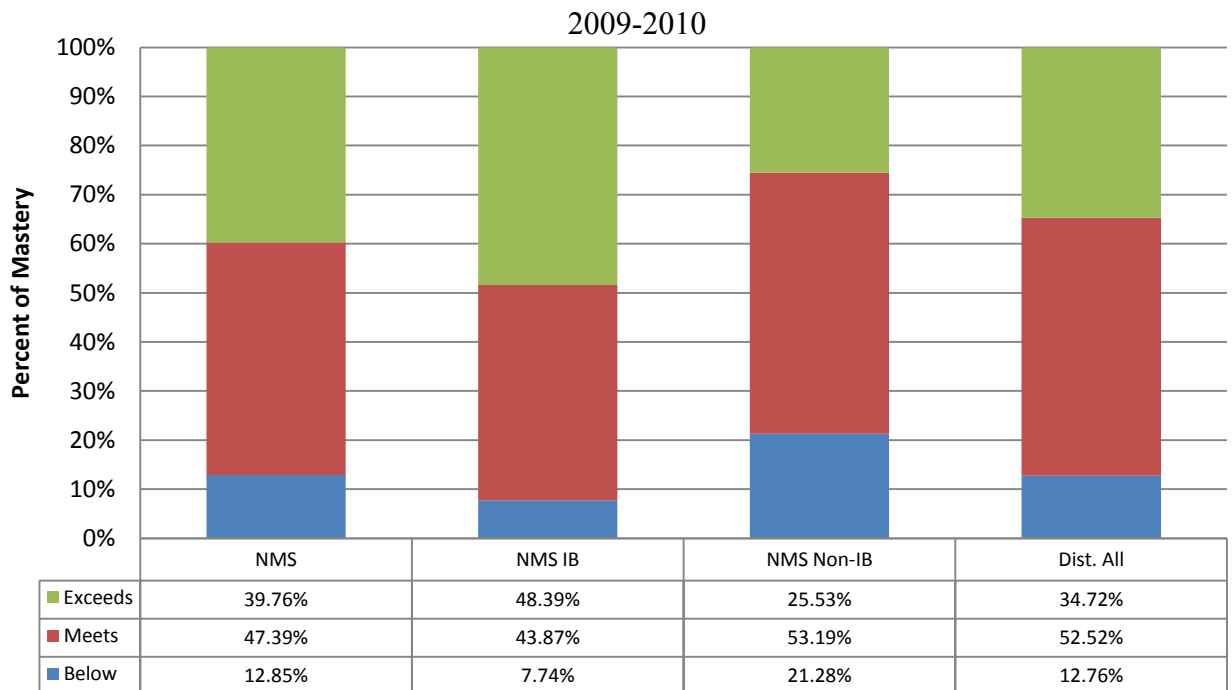


Tableau Data Pull
11/18/2010

7th Grade Math ELO Scores

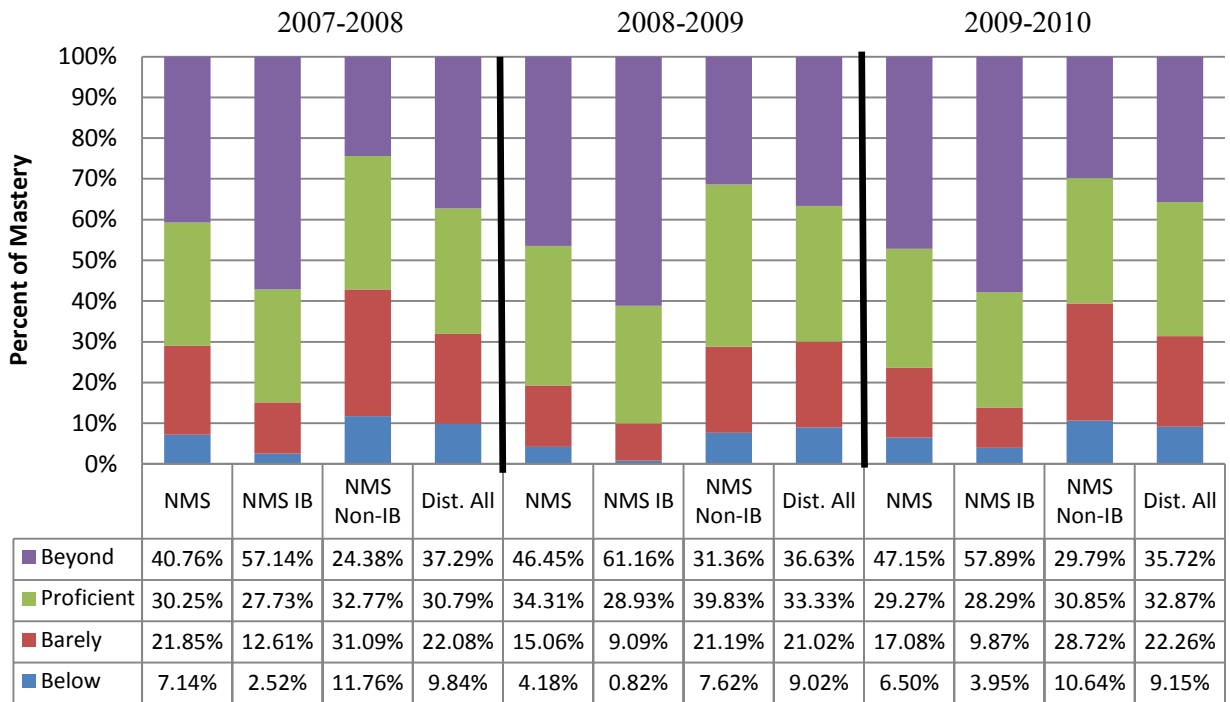


Tableau Data Pull
11/18/2010

7th Grade AWA Scores

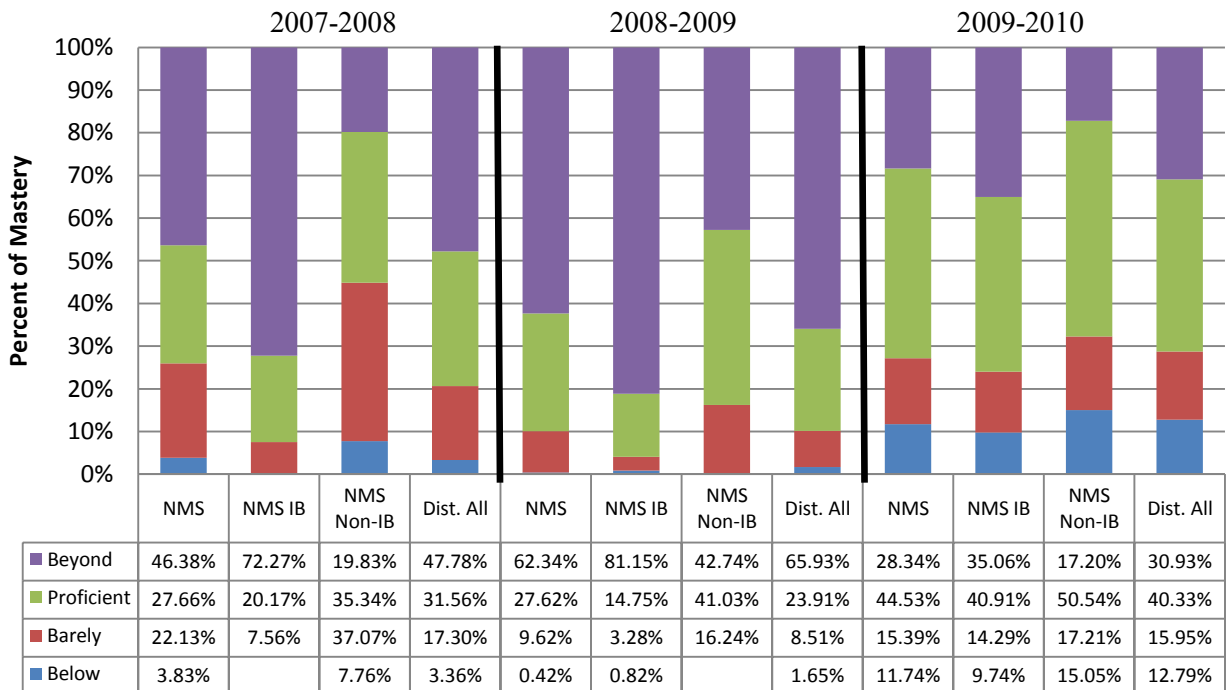


Tableau Data Pull
11/18/2010

8th Grade Reading ELO Scores

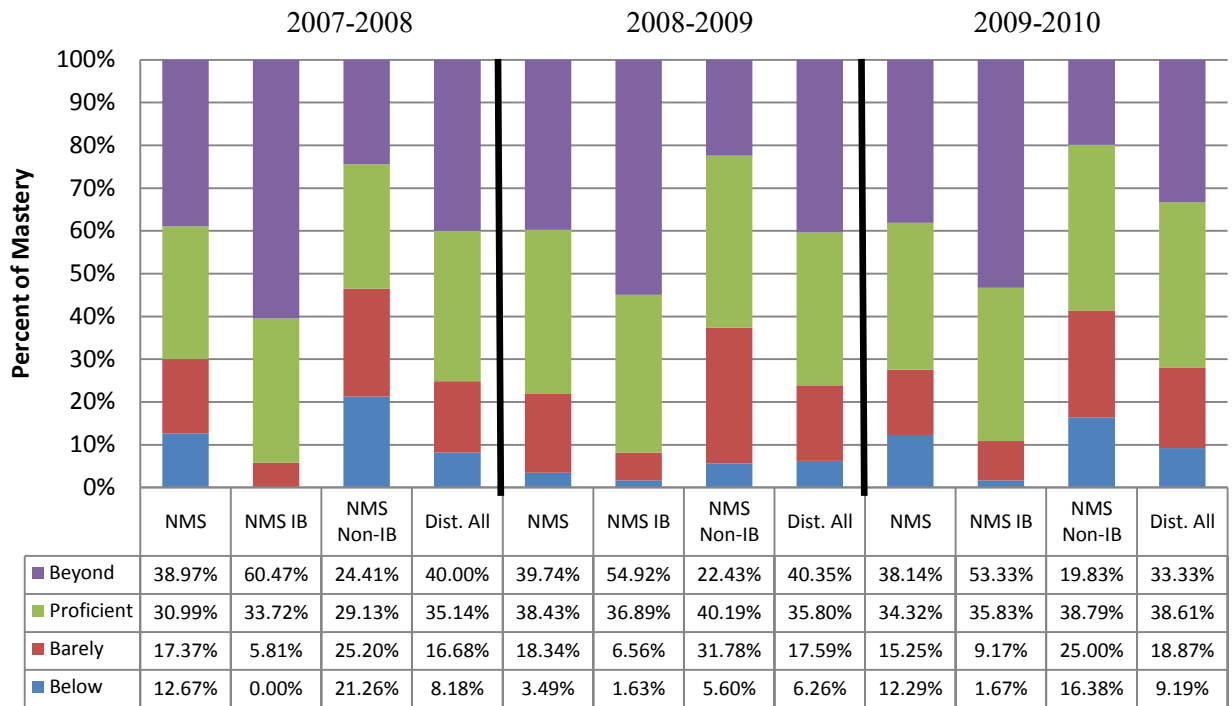


Tableau Data Pull
11/18/2010

8th Grade NeSA-R Scores

2009-2010

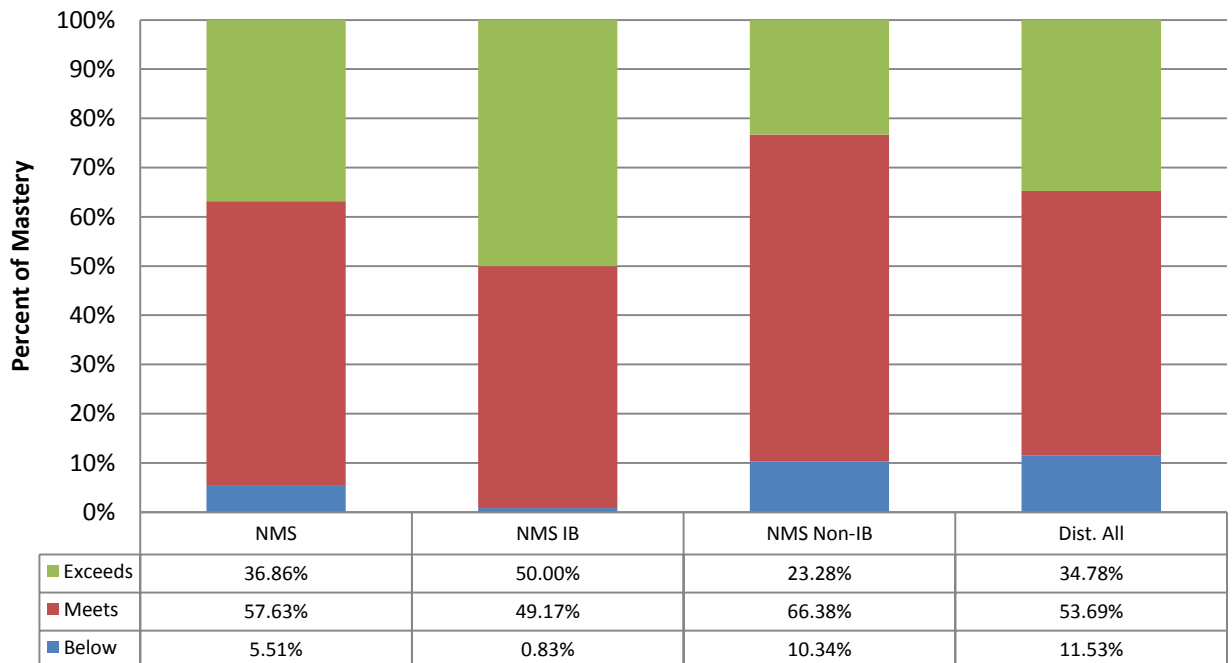


Tableau Data Pull
11/18/2010

8th Grade Math ELO Scores

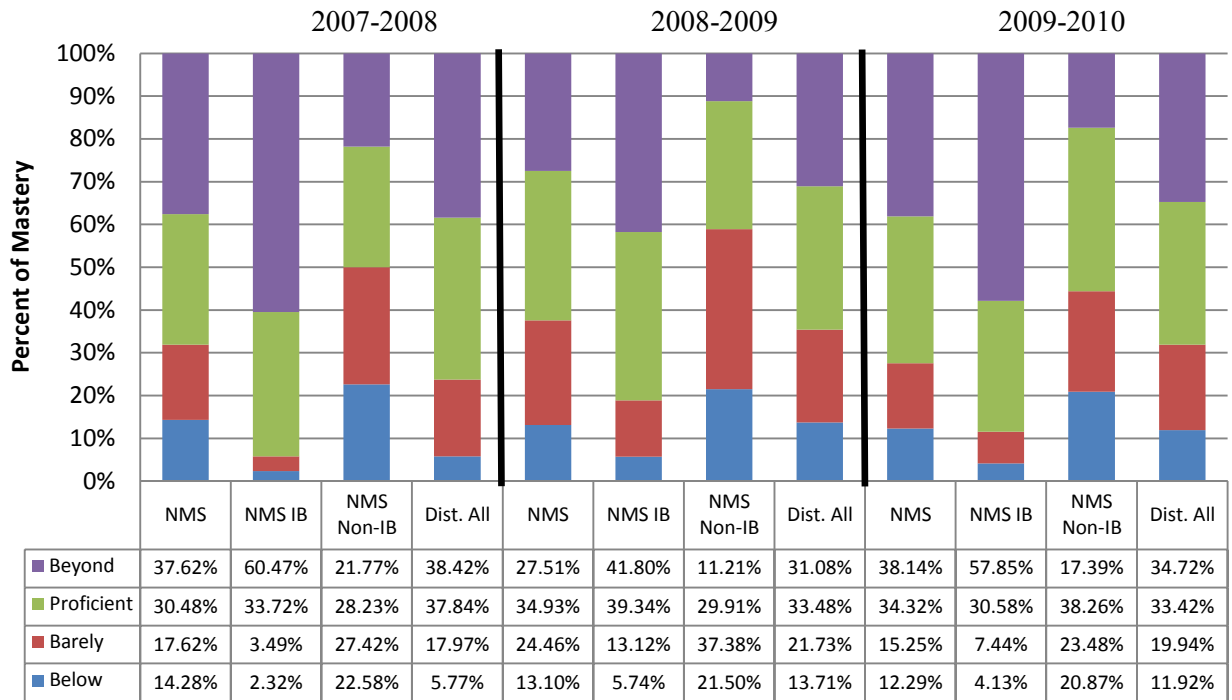


Tableau Data Pull
11/18/2010

8th Social Studies ELO Scores

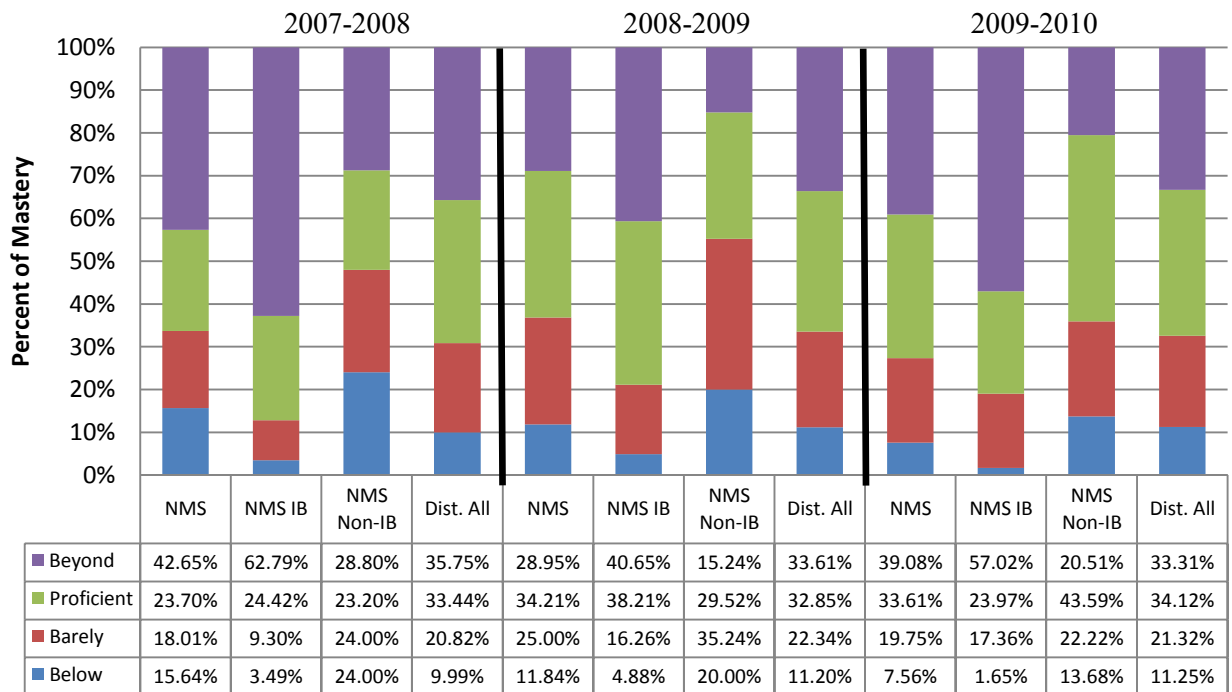


Tableau Data Pull
11/18/2010

8th Grade Science ELO Scores

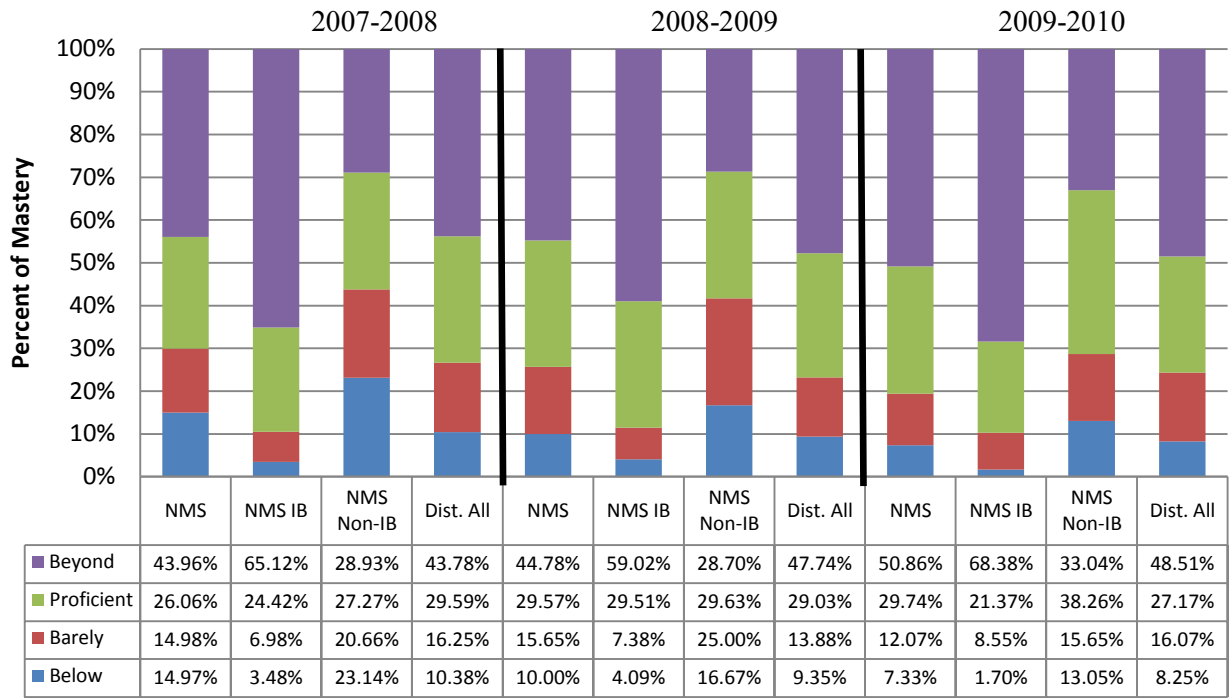


Tableau Data Pull
11/18/2010

9th Grade Reading ELO Scores

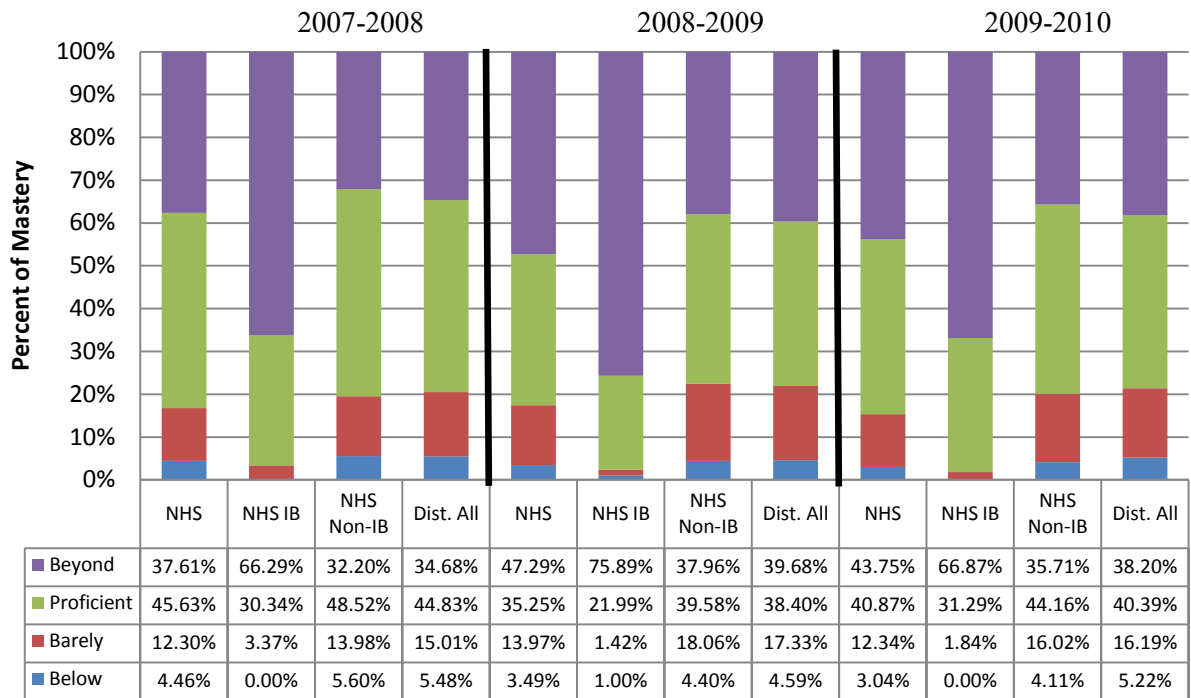


Tableau Data Pull
11/18/2010

11th NeSA-R Scores

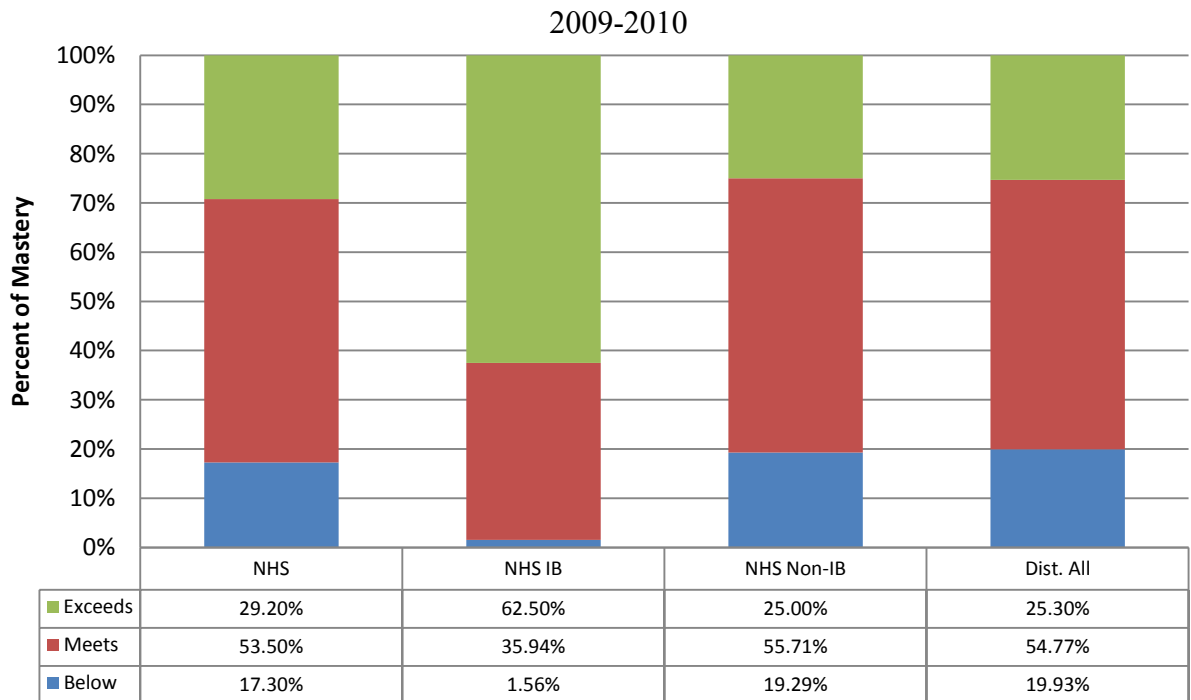


Tableau Data Pull
11/18/2010

10th Grade Math ELO Scores

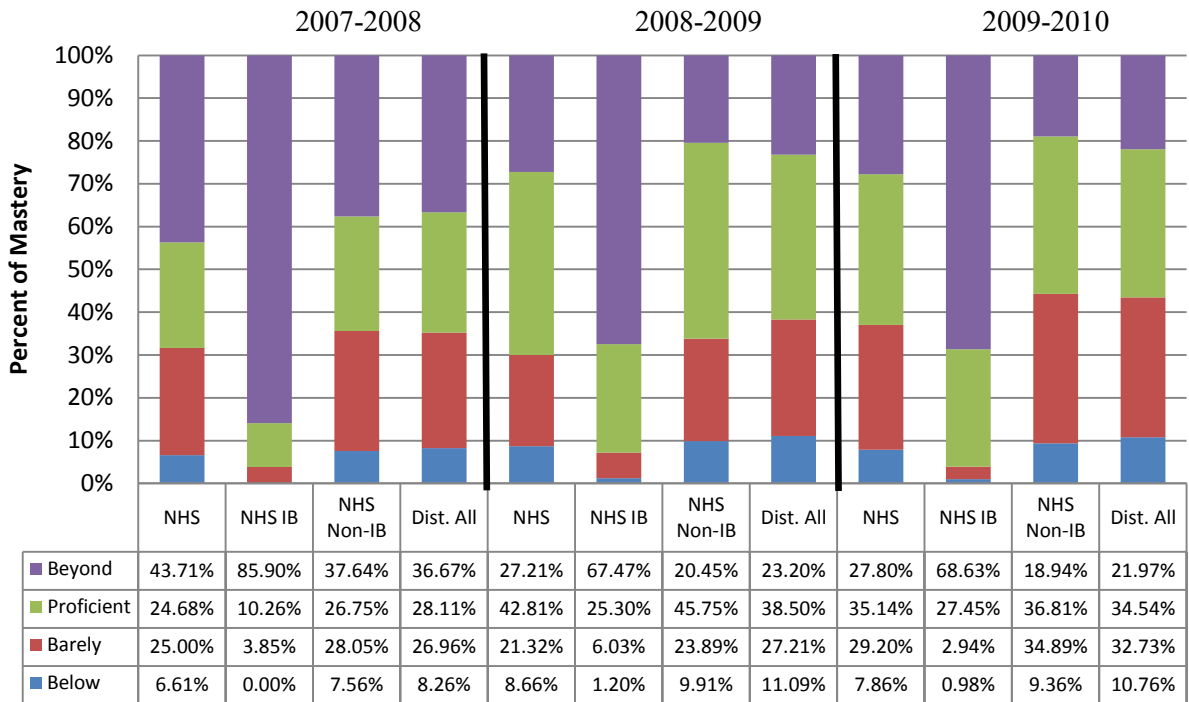


Tableau Data Pull
11/18/2010

10th Grade AWA Scores

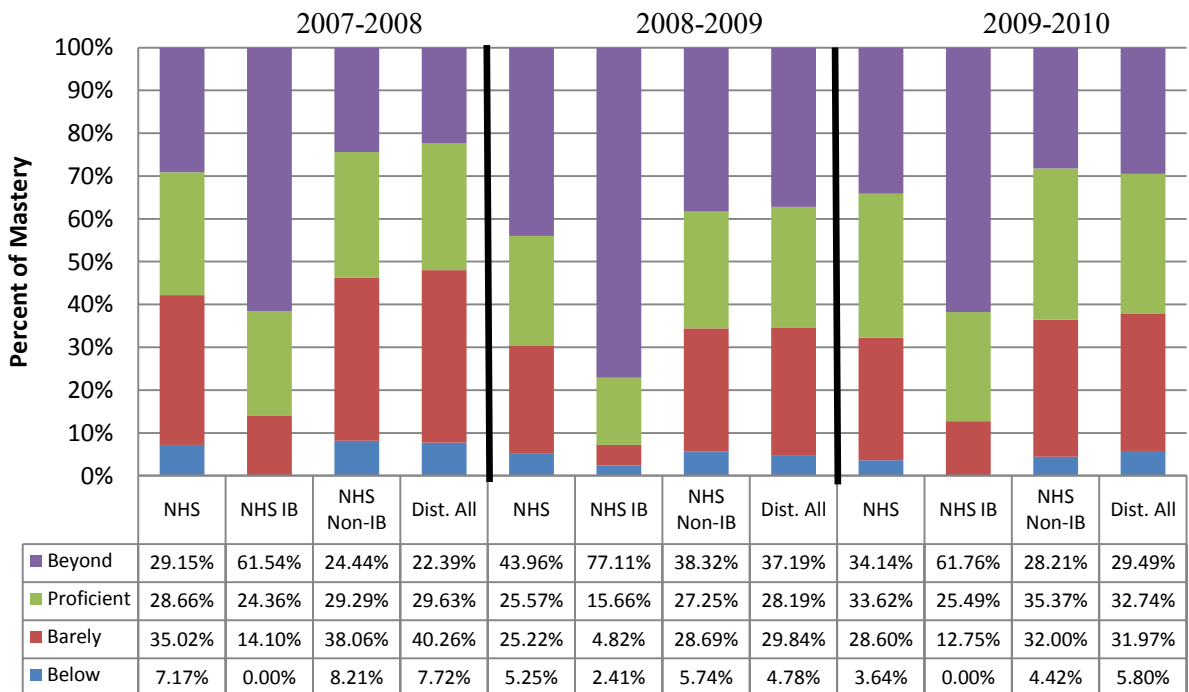


Tableau Data Pull
11/18/2010

10th Grade Social Studies ELO Scores

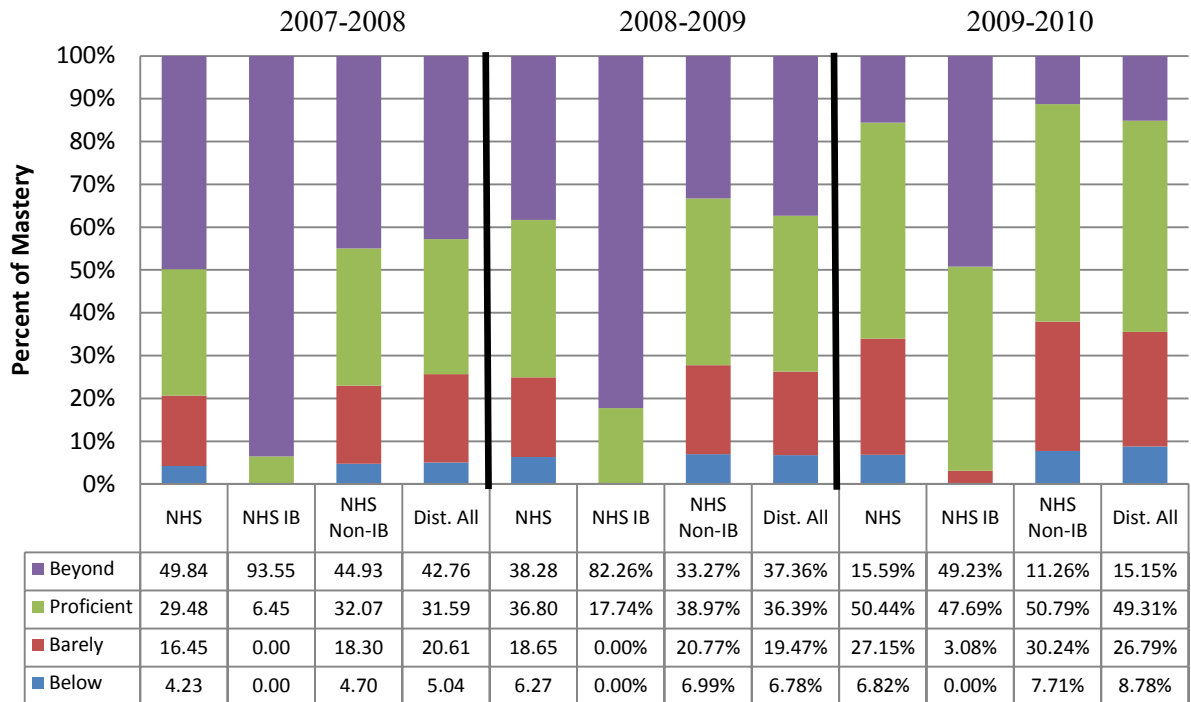


Tableau Data Pull
11/18/2010

11th Grade Science ELO Scores

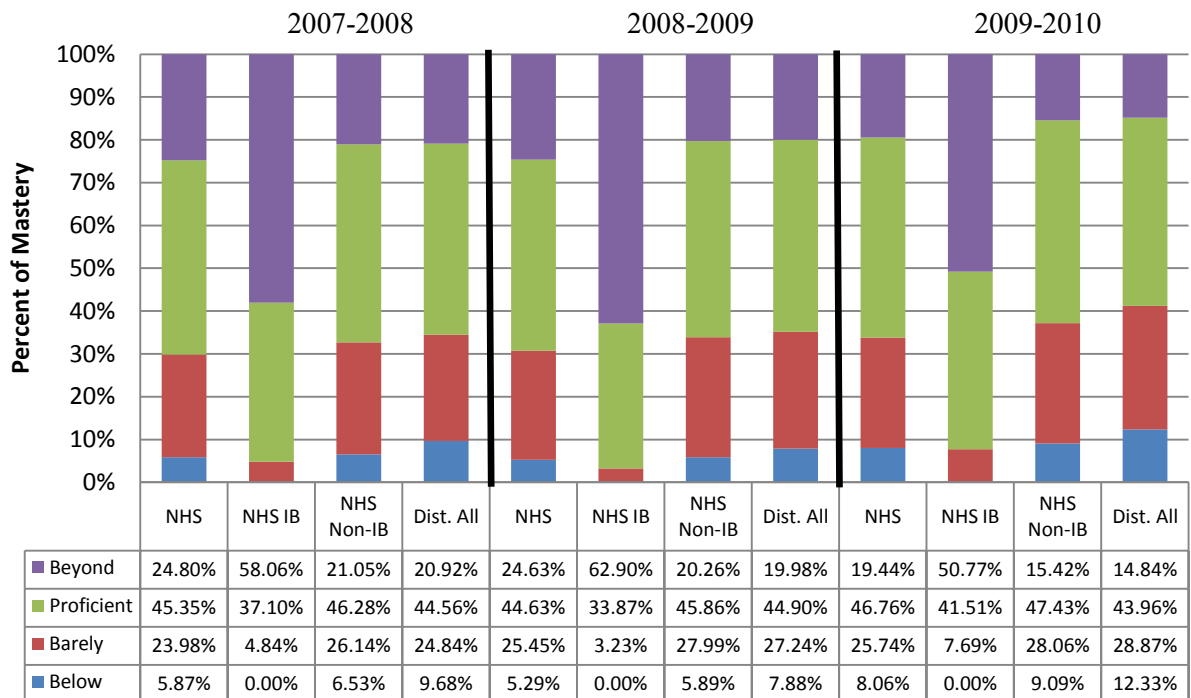


Tableau Data Pull
11/18/2010

Millard North Middle School Parent Survey Results

Parents were surveyed after the end of the first quarter of the school year. MNMS parents were surveyed during parent teacher conferences. The following tables indicate their responses to survey questions by MNMS parents.

Has the staff at this school provided you with a clear understanding of the philosophy of the instructional practices related to the PYP/MYP Programme?	Yes	79.0%
	Somewhat	20.0%
	No	1.0%
Has the program provided your child the type of opportunity you expected based on your understanding of the philosophy of and instructional practices related to the PYP/MYP?	Yes	77.0%
	Somewhat	20.5%
	No	1.5%
	No Response	1.0%
What is your level of satisfaction with the instructional practices your child has experienced in the International Baccalaureate Programme?	Very Satisfied	46.0%
	Satisfied	46.0%
	Neutral	6.5%
	Dissatisfied	0.5%
	Very Dissatisfied	0.5%
	No Response	0.5%
Do you believe your child has benefited academically from participating in the International Baccalaureate Programme?	Very Much	64.5%
	Somewhat	29.5%
	Neutral	4.0%
	Not Much	1.5%
	Not at All	0.5%

Parent Survey Comments

Question 10 -- Are there other ways your child has benefited from the participation in the International Baccalaureate Programme?

The following represents a sample of comments that were made by parents on the IBMYP survey (MNMS Only):

She has benefited from the community service requirement. It gives her knowledge and experience of how to serve others. Helping others, helps yourself.

My child would appreciate extra assistance for reading.

Teachers are available when necessary.

Strong academic demands

He is working on social skills in class by working in groups.

More discipline; higher standards

The community service requirement is a wonderful opportunity to experience the world outside.

We like the opportunity our child is given to volunteer and give back.

We enjoy that the program encourages the students to be well rounded and emphasizes that they need to be good people as well as good students.

Leadership, well rounded

Broadened conceptual processing thought.

My daughter is learning using many concepts. She is asked to take a learned concept and apply it to many disciplines.

My student seems to have a better awareness of the world outside the classroom.

Her vision of things (countries, concepts, and ideas) has expanded through the IB Program.

It is good that the IB program provides students opportunities to show what they know in different ways – not just paper/pencil worksheets and tests.

My daughter is gaining satisfaction with her volunteer work.

IB challenges my son and pushes him to learn new things.

The IB program allows the student to think deeper about topics and discuss them more thoroughly from many perspectives.

My daughter does seem more interested in doing community service.

My son is developing a broader perspective of things and events around him. He is also becoming more conscious and respectful of the environment. We believe that the IB program is helping him in these areas.

My child has met friends from all over Omaha that may not have normally attended North Middle School.

My child is finding relationships between the curriculum and the outside/real world.

My daughter has become responsible and self confident in doing her tasks. We see maturity in her thoughts which should lay necessary foundation for her future.

My daughter is more aware of the community and how she can contribute and give back. I believe this is due to the volunteering requirement.

My child seems to be challenged daily.

Project learning fits her style of learning very well.

I think it has helped her in her writing skills, reflecting on her work will benefit her in the future.

The IB program has been an excellent transition for my child from the Montessori program to a traditional setting. I am pleased with the additional critical thinking and reflection process incorporated into this IB program.

I do believe that it is helping my child prepare for the next level and to have good study habits.

His thinking has broadened. He has started thinking out of the box.

My daughter enjoys the interactive participation in the way information is explained/shared. It helps her to open up, ask more questions, and be proactive about her grades and interests.

She likes being with other students who want to do well in school. Also, being challenged instead of bored is an advantage.

Student Focus Group Comments

The following are examples of responses by students who participated in the focus groups:

Middle School Student Responses:

IB teaches us to reflect on the things we do and how interact with other things.

We learn about our own learning styles and what is the best way that I learn.

We get choices of projects that work best for us.

IB teaches me about the world around me.

If it were not for IB, I would not do community service.

The learner profiles are the traits we are supposed to use to learn.

I was in the CORE program before I came here. It helped me to transition to middle school.

IB is not only in core subjects but also our electives.

We have a lot more class discussions in IB instead of busy work/doing worksheets.

I like the having a choice of projects.

We work with each in groups and we take turns on the role we have. If I am the leader of the group this time, I won't be the leader of the group the next time.

The "daily" unit questions focus us to what we are learning.

The community service requirement was fun. I have done more than my required 10 hours because I liked it.

I like doing the community service but I don't like doing the reflection afterwards.

My parents made me be in the IB program in the 6th grade but this year I chose to stay in it.

We have learned to debate in class without arguing.

IB challenges me to work harder.

If you are good at time management, you will do well in IB.

Working in groups gives me “positive peer pressure”. Everyone wants to do well and not let others down.

There are different types of community service so it was easy to find something I would be interested in.

The types of questions we get in IB are not the kind that can be answered immediately. I have to think before I answer them.

IB is good practice on how to interact with others or how I should show myself to the world.

Millard North High School Parent Survey Results

Parents were surveyed after the end of the first quarter of the school year. MNHS parents were surveyed during parent teacher conferences. The following graphs indicate their responses to survey questions by MNHS parents.

Has the staff at this school provided you with a clear understanding of the philosophy of the instructional practices related to the PYP/MYP Programme?	<table> <tr> <td>Yes</td> <td>68.8%</td> </tr> <tr> <td>Somewhat</td> <td>31.2%</td> </tr> <tr> <td>No</td> <td>0%</td> </tr> </table>	Yes	68.8%	Somewhat	31.2%	No	0%		
Yes	68.8%								
Somewhat	31.2%								
No	0%								
Has the program provided your child the type of opportunity you expected based on your understanding of the philosophy of and instructional practices related to the PYP/MYP?	<table> <tr> <td>Yes</td> <td>66.7%</td> </tr> <tr> <td>Somewhat</td> <td>29.2%</td> </tr> <tr> <td>No</td> <td>4.1%</td> </tr> </table>	Yes	66.7%	Somewhat	29.2%	No	4.1%		
Yes	66.7%								
Somewhat	29.2%								
No	4.1%								
What is your level of satisfaction with the instructional practices your child has experienced in the International Baccalaureate Programme?	<table> <tr> <td>Very Satisfied</td> <td>39.6%</td> </tr> <tr> <td>Satisfied</td> <td>41.7%</td> </tr> <tr> <td>Neutral</td> <td>18.7%</td> </tr> <tr> <td>Dissatisfied</td> <td>0.0%</td> </tr> </table>	Very Satisfied	39.6%	Satisfied	41.7%	Neutral	18.7%	Dissatisfied	0.0%
Very Satisfied	39.6%								
Satisfied	41.7%								
Neutral	18.7%								
Dissatisfied	0.0%								
Do you believe your child has benefited academically from participating in the International Baccalaureate Programme?	<table> <tr> <td>Very Much</td> <td>54.2%</td> </tr> <tr> <td>Somewhat</td> <td>29.2%</td> </tr> <tr> <td>Neutral</td> <td>14.6%</td> </tr> <tr> <td>Not Much</td> <td>2.0%</td> </tr> </table>	Very Much	54.2%	Somewhat	29.2%	Neutral	14.6%	Not Much	2.0%
Very Much	54.2%								
Somewhat	29.2%								
Neutral	14.6%								
Not Much	2.0%								

Parent Survey Comments

Question 10 -- Are there other ways your child has benefited from the participation in the International Baccalaureate Programme?

The following represents a sample of comments that were made by parents on the IBMYP survey (MNHS Only):

The community service requirements have motivated us to make sure our son is well-rounded.

My daughter has really benefitted by expression herself more clearly and thinking outside of the box.

My son's social skills and love of talking actually is a bonus in the IB program.

I love the cross-cultural experiences he has had – very community centric.

My daughter keeps improving her writing skills; she takes initiative to write stories on her own.

Overall he has become a more well-rounded person and seeks to strive to do the best that he can do.

Pride is being in it BUT not yet up to the workload.

My son has seen how competent he is. He is much more confident.

IB has helped him to manage his time more effectively.

A great peer group, always pushing and pulling the kids who might be struggling to keep up.

The energy of high achieving peers should not be underestimated

My daughter is in classes with other students who value their education and are motivated to learn.

I believe that it has helped her to be more organized in her life in general.

High school seems to be more challenging than the coursework at middle school which is good.

I believe it has provided my daughter a challenging learning environment with a philosophy that suits her learning style. It has given her a boost of confidence to be a part of this program.

Question 11 -- Is there any other information you would like us to know about your experience with the International Baccalaureate Programme?

I think the teachers are great, they show a positive attitude.

The rigorous program with the enormous amount of homework denies the students the opportunities to fully enjoy the programme. A thoughtful modification of the program may reduce the number of students who drop out and make it a less stressful and more enjoyable experience.

If the college placement results and acceptance of credit and college level are as advertised, which we will know in 3 to 4 years, then it is impressive!

This program is much better organized at the high school.

Honors Spanish was required and the teachers expectations have made my daughter consider quitting the whole program. If this has been a common experience perhaps requirement should be rethought.

MYP program has too many "extra" requirements (i.e.: reports after volunteering). Please keep the busywork to a minimum.

Student Focus Group Comments

Responses of Students at Millard High School

This program has taught me to look beyond the immediate consequences of a decision.

Points of interactions allow me to understand how it reflects in a lesson.

IB brings students with similar backgrounds into the same class.

In some of the classes, the IB context was missing but in my English class, IB is a part of the class.

IB has taught me how to think and reflect on what is being learned.

When I got to IB, it felt like the first time I used my brain. In previous years, teachers would force us to memorize information and then spit it back out on tests. IB is not like that.

IB pushes me out of my comfort zone and expands my perspectives.

Community service is fun!

IB makes you look passed the initial decision. It forces a person to look at the bigger implications.

The problem solving method has not limited my independent thoughts but it guides me to make decisions.

The way I learn is constantly changing. It forces us to learn in different styles

The projects we create allow us to demonstrate what being learned with in the style that is best for me.

Study groups are helpful because members of the group have different perspectives and may help me find a solution that I would not usually have.

Areas of interactions have been integrated into daily learning.

The classes are very collaborative.

Personal projects force me to see other viewpoints.

As a learner, it has brought me out of my shell.

It allows me to see that my viewpoint is not always the only or right viewpoint.

IB has removed by blinders and allows me to get a wider perspective of the world.

We have healthy debates over the topic being learned.

The learning of the critical thinking process has allowed me to understand what the “bigger picture” is.

Everyone has opinions and we learn to respect and understand them.

IB is good preparation for college.

I have learned how my classroom learning interacts with real life.

IB has pushed me out of my comfort zone.

The other students in the program are a positive influence.

Class Size Comparison

North Middle School

6th, 7th, and 8th grade MYP students are assigned to academic teams as well as exploratory classes such as Art, Computers and Physical Education and World Languages exclusively apart from their peers who do not participate in MYP. The following table represents a comparison of the average class of MYP and Non-MYP core classes.

2009-2010

Grade	Average Class Size
6 Non-IB	19
6 IB	22
7 Non-IB	24
7 IB	26
8 Non-IB	26
8 IB	25

In its inception, 9th and 10th grade IB-MYP students share the classroom with Non-MYP students. There are no course sections that are exclusively assigned to IB-MYP students in these grades. Beginning in August of 2009 students who enrolled in the IB-MYP is grouped in common class sections in order to create a more cohesive base for instruction and a richer IB-MYP culture. All 9th and 10th grade students who are then dispersed among these grouped sections will receive the benefit of the International Baccalaureate instructional model in Language Arts, Science, Math, Social Studies, World Languages, Technology, and Physical Education.

Program Costs Millard North Middle School

Of the 802 students who attended Millard North Middle School in 2009-2010, 503 (62.7%) of the students participated in the IB-MYP (compared to 54.9% the previous year). The cost of this program is \$28,190.40. The cost of this program is down \$309.80 from last year. The per-pupil expenditure for this program is \$56.04.

Department	Instructional Periods with IB students only	FTE	Salary and Benefits*
Math	23	4.60	\$292,435.80
Science	23	4.60	\$292,435.80
English	23	4.60	\$292,435.80
Reading	17	3.4	\$216,148.20
Social Studies	23	4.60	\$292,435.80
Team Study	19.1	3	\$190,719.00
World Lang.	16	2.3	\$146,217.90
General Music	2.5	.44	\$27,972.12
Industrial Tech	3.0	1.2	\$76,287.60
Computers	5.8	.83	\$52,765.59
Physical Ed.	3.5	.5	\$31,786.50
Family Cons.	5.4	.77	\$48,951.21
Health	3.5	.5	\$31,786.50
Art	5	.71	\$45,136.83
Orchestra	4	.57	\$36,236.61
Band	5	.71	\$45,136.83
Chorus	4	.57	\$36,236.61
Careers	6	1	\$63,573.00
Totals	192.8	34.9	\$2,218,697.70

*Based on an average salary of \$63,573.00 (2009-2010)

Expense	Cost
Levels I, II, and III for 48 certificated staff.	\$24,850.40
IB Unique Supplies	\$2,500.00
Satellite School Fee	\$840.00
Total	\$28,190.40

Program Costs Millard North High School

There are 1232 enrolled in the 9th and 10th grade Millard North High School. 218 (17.7%) of these students participate in IB-MYP this year. Compared to 2009-2010, there are 49 more students that are in IB-MYP this year.

The cost of this program is \$34,881.36. The per-pupil expenditure for this program is \$160.00. The cost of this program is up 4,769.36 from last year. This is in part due to the cost incurred by the IB Programme's evaluation.

IB-MYP students share classes with Non-IB students at MNHS. As a result, many of the 9th and 10th grade students receive instruction using the IB instructional model. The per-pupil cost for FTE per instructional period at Millard North High school is \$3846.35. There is no personnel cost difference for IB-MYP students and Non-IB-MYP Students at this school.

Training Costs North High School

Expense	Cost
Levels I, II, and III for 47 certificated staff.	\$23,240.15
IB Unique Supplies and Evaluation Fees	\$3,661.21
MYP Dues	\$7,980.00
Total	\$34,881.36

Building Input

Both of the program coordinators worked together to create two 194th day contract classes for IB-MYP teachers. These classes were focused on the development of Unit Planners and IB-MYP Assessment, both requirements within the IB-MYP program.

Both Scott Ingwerson and Amber Ripa, coordinators at MNMS and MNHS, met twice a month during the 2009-2010 school year. During these meetings the coordinators focused on the continued development of the program as a whole as well as the upcoming program evaluation. To prepare for this evaluation the following documents were created: self study questionnaire, vertical alignment of curriculum, detailed job descriptions for all stakeholders, training logs, school organizational charts, school philosophy statement, language policy, assessment policy, and samples of student work.

In an effort to address concerns that were voiced during the 2008-2009 program review, several changes were made at the high school level. The first change addressed the Community and Service Requirement. Students are now encouraged to join an activity at MNHS in an effort to become part of their community. This type of activity will count towards 10 hours of community credit. The students are still required to complete 10 hours of service which can be done through school sponsored service activities or individual service activities. The second change addressed the Personal Project. Students in the 9th grade are now required to attend the 10th grade Personal Project Presentations. Additionally, attendance is taken at the Personal Project Supervisor meetings during the 10th grade and parents are notified when a student has missed more than one meeting. These two changes seem to have alleviated some of the concerns that were voiced about direction for the Personal Project.

In addition to sending individual teachers to IB authorized trainings during the 2009-2010 school year, staff from both MNMS and MNHS attended a half day workshop with an IB trainer to evaluate unit planners and prepare as a team for the evaluation visit. We will continue this collaboration in the 2010-2011 school year.

During the first week of October, both schools participated in the IB evaluation site visit. The IB sent three team members to review the practices and procedures at the two schools. The team was given copies of all IB required documentation to review prior to the visit. The visitors spent one day at MNMS and one day at MNHS. During these days the team met with central office administration, parents, students, teachers and administrators from both buildings. The team investigated the status of the program as a whole in relation to the expectations of the International Baccalaureate.

Final recommendations from IB should arrive at the schools by March of this year. During the exit interview, the team suggested that as a result of the increased student enrollment and staff involvement within the programs, it was recommended that the schools dedicate a full time coordinator at each building. The team also recommended that both schools should continue to work on vertically aligning the curriculum and

assessments and begin to work on developing interdisciplinary units and additional unit planners.

Summary

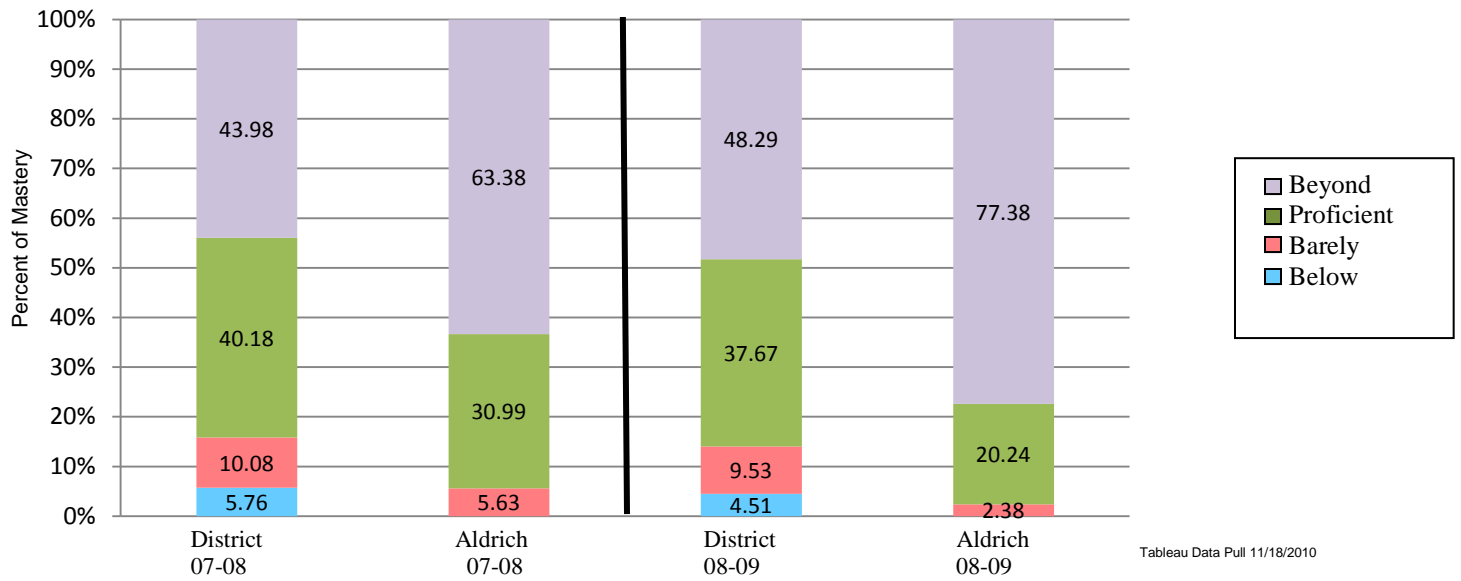
The Millard North Middle School strategic plan team in alignment with the district strategic plan, in 2002 determined that the school needed a rigorous alternative to the traditional middle level program that would further challenge advanced level students. It was also the intent of the team to address a declining enrollment at North Middle School during that time. Millard North High School in turn, adopted the 9th and 10th grade component of the program.

Consistent with previous evaluations of this program, students in IBMYP exhibit strong academic performance on a consistent basis from grade level from grades 6 through 10. It is clear that the IBMYP has increased student enrollment at North Middle School and has brought the desired level of rigor to the classrooms. The program seems to attract a large number of 9th graders to Millard North High School, but the number of students participating in the program drops off from grade 9 to grade 10.

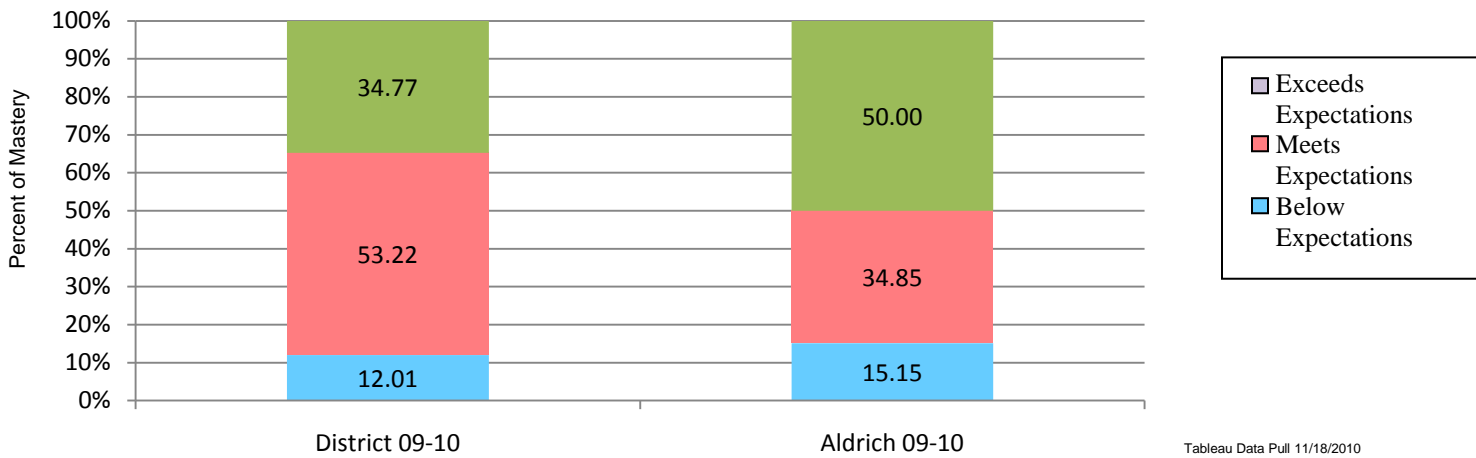
Parent surveys and student interviews indicate that there is a high level of satisfaction with the program at both Millard North High School and North Middle School.

In previous program evaluations submitted to the board, both schools needed to make a significant effort to work with one another in order to create continuity within the program, and Millard North High School needed to schedule IBMYP students in sections that are almost exclusively IB in terms of student composition. Both locations have made a marked improvement towards these goals. All of the efforts put forth by the staff at both buildings appears to be strengthening the program from grades 6 through 10.

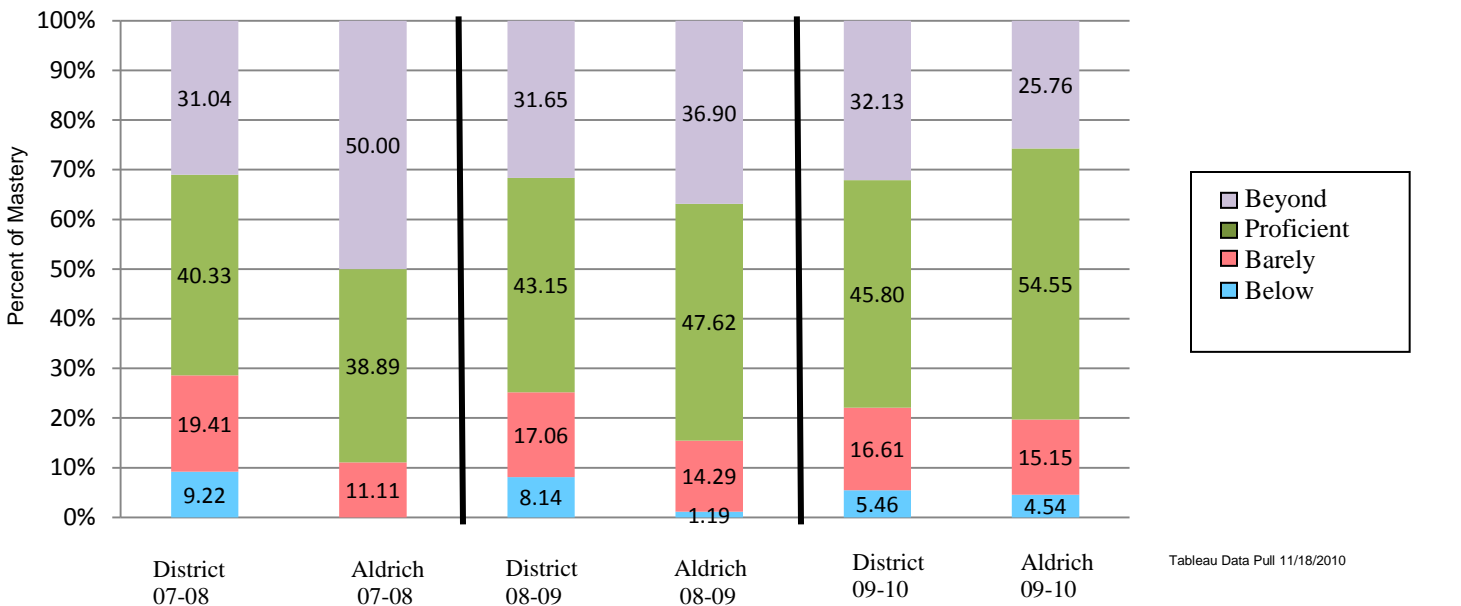
4th Grade Reading ELO



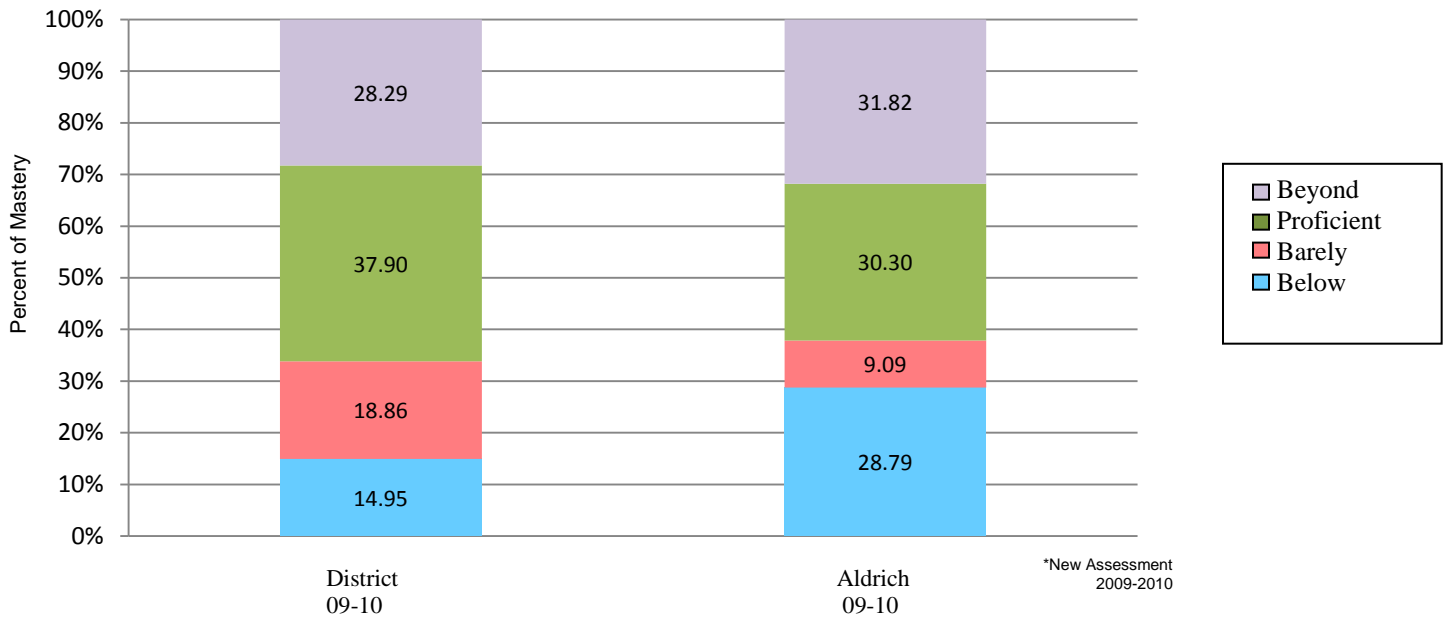
4th Grade NeSA-R



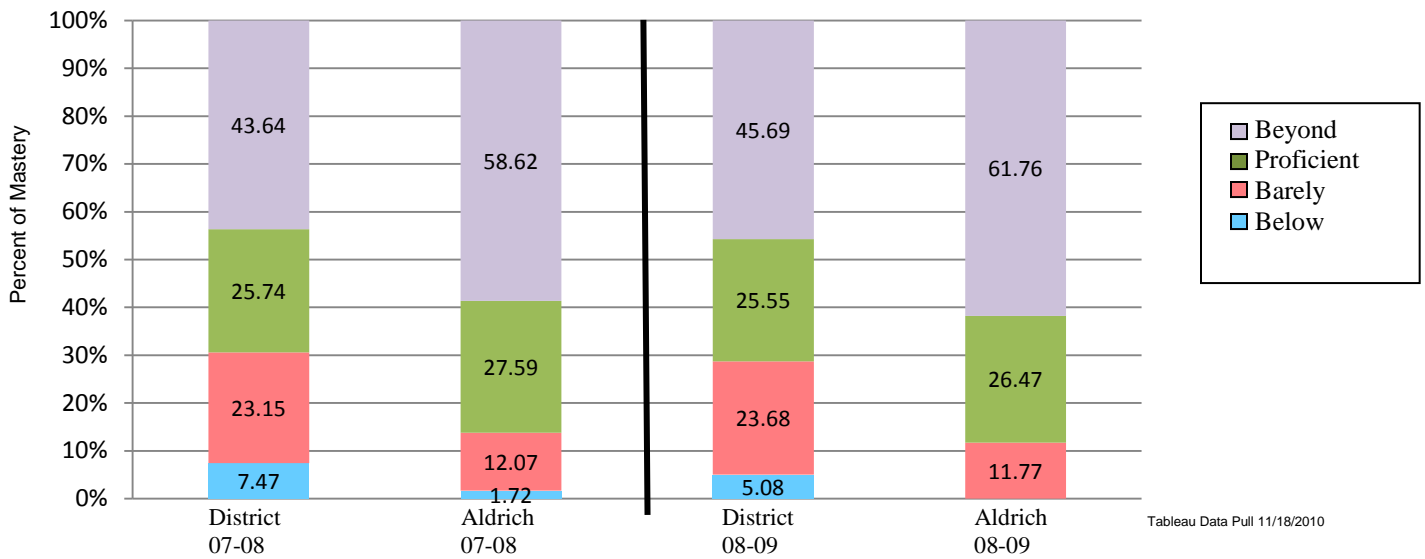
4th Grade Math ELO



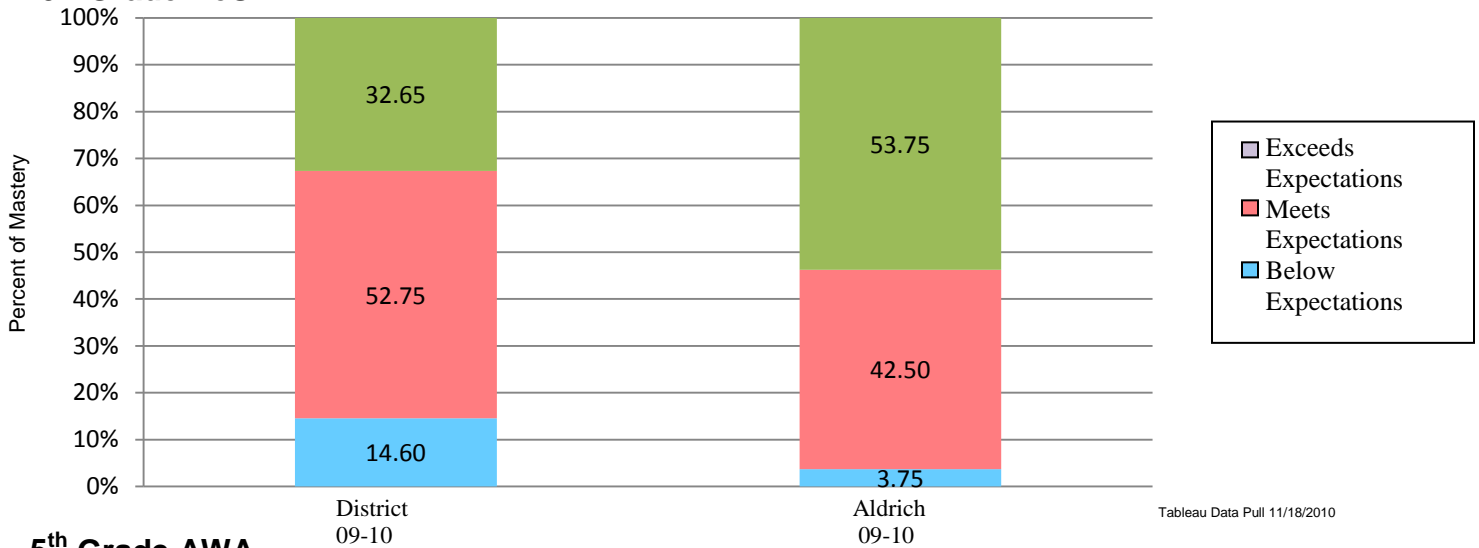
4th Grade Social Studies ELO*



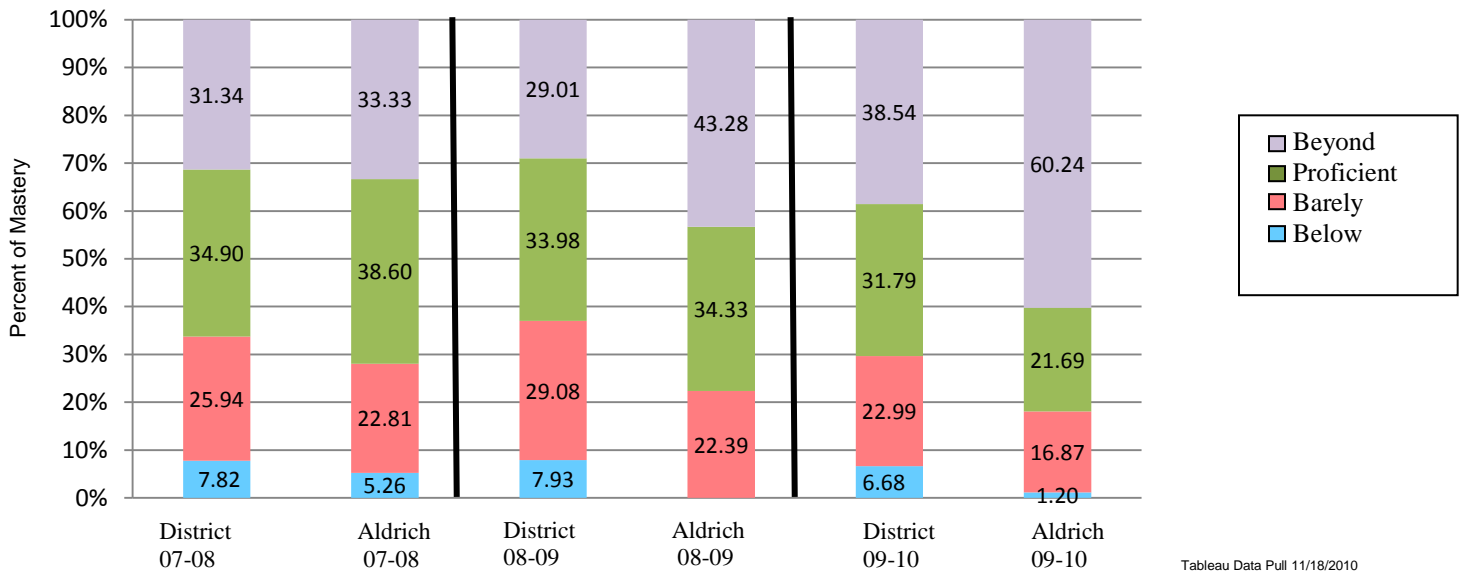
5th Grade Reading ELO



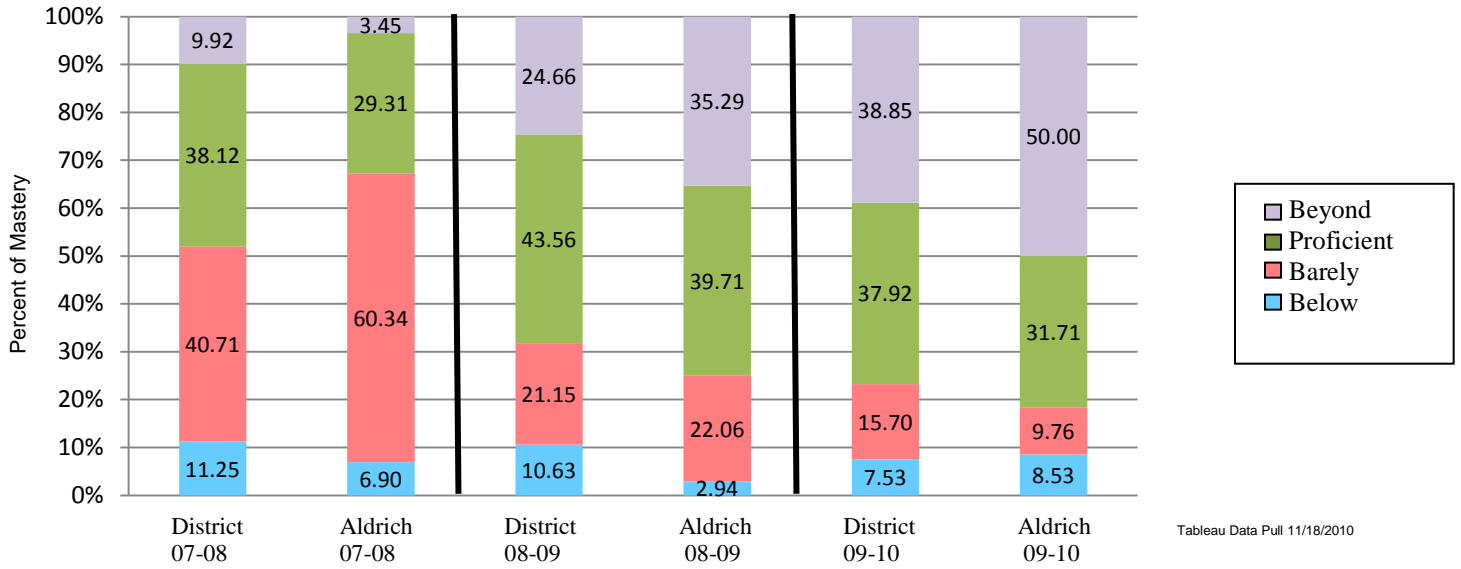
5th Grade NeSA-R



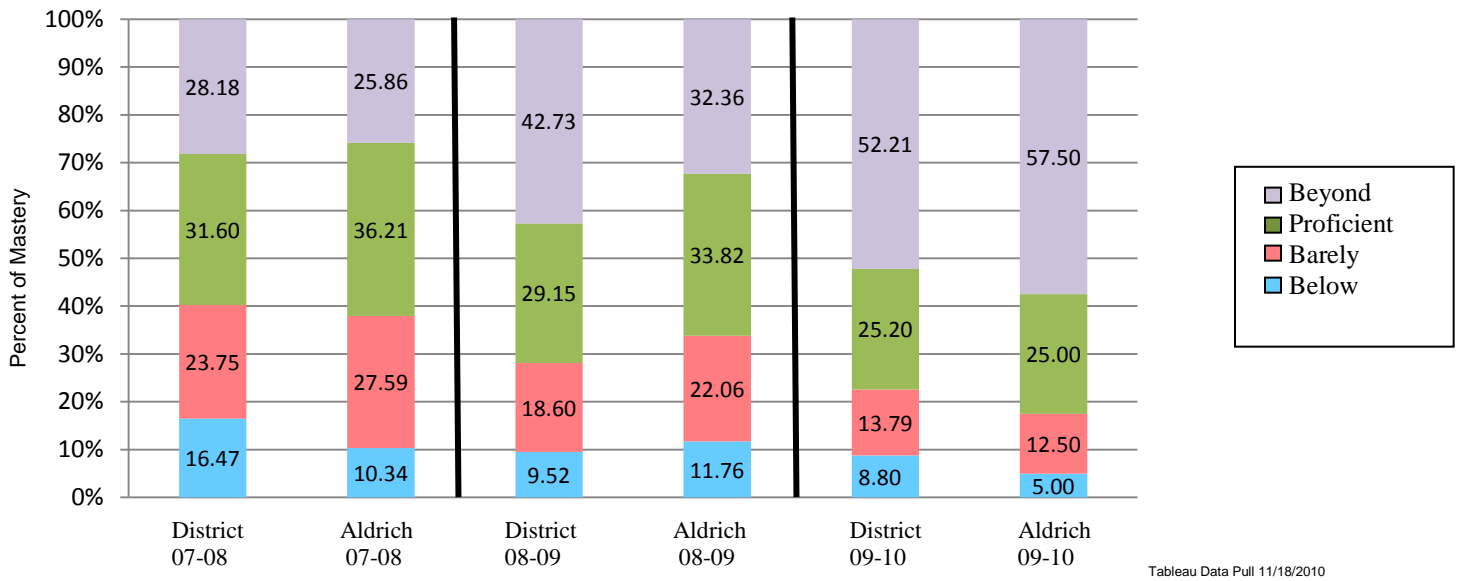
5th Grade AWA



5th Grade Math ELO



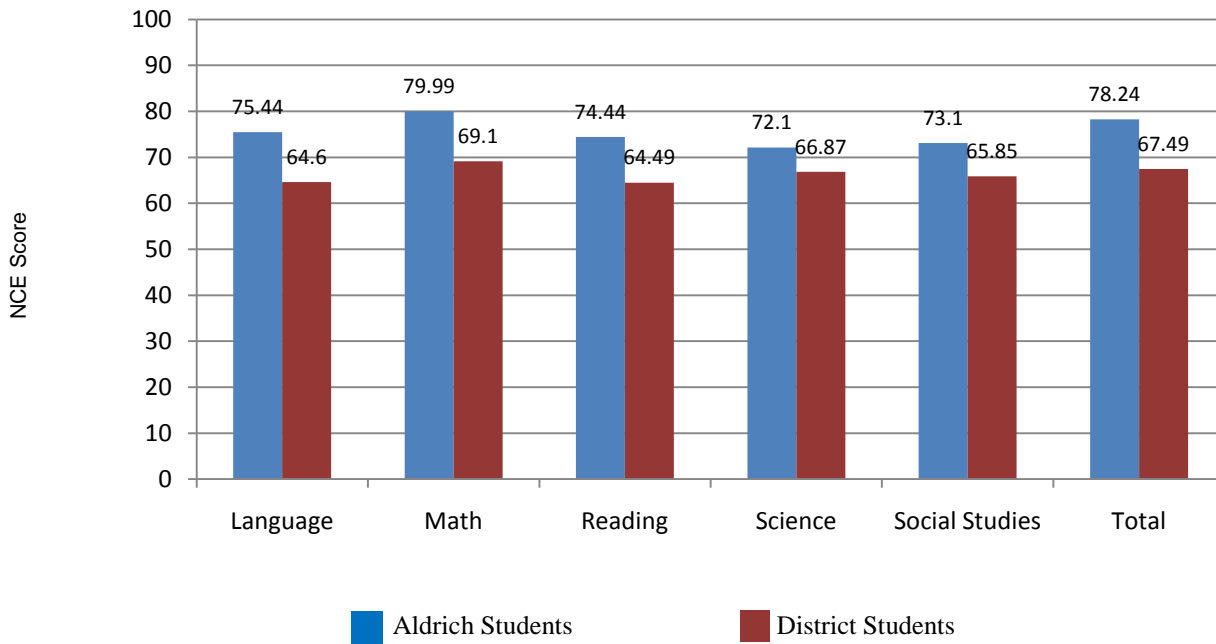
5th Grade Science ELO



Terra Nova Results

The following graphs represent a comparison of Terra Nova scores for Aldrich PYP students and all District elementary students. The data is presented as the Mean Normal Curve Equivalent of student scores on the total test and each subtest.

Students at Aldrich performed stronger than their peers from throughout the district on the TerraNova Assessment.



Parent Survey Results

Parents were surveyed after the end of the first quarter of this school year. Aldrich parents were surveyed during parent teacher conferences. The following graphs indicate their responses to survey questions. 264 parents responded to the survey.

Has the staff at this school provided you with a clear understanding of the philosophy of the instructional practices related to the PYP/MYP Programme?	Yes	89.4%
	Somewhat	10.6%
Has the program provided your child the type of opportunity you expected based on your understanding of the philosophy of and instructional practices related to the PYP/MYP?	Yes	93.9%
	Somewhat	5.3%
	No Response	.8%
What is your level of satisfaction with the instructional practices your child has experienced in the International Baccalaureate Programme?	Very Satisfied	64.4%
	Satisfied	32.6%
	Neutral	3.0%
Do you believe your child has benefited academically from participating in the International Baccalaureate Programme?	Very Much	70.1%
	Somewhat	24.6%
	Neutral	4.5%
	Not at All	.8%

Parent Survey Comments

Question 10 -- Are there other ways your child has benefited from the participation in the International Baccalaureate Programme?

They have gained a better understanding of the vast world they live and appreciate the differences in their friends and themselves. I believe they are more confident with themselves.

Exposure to foreign language.

It has made them more confident.

It impresses me the knowledge my kids learn from the program.

I see my children excelling in every aspect of learning compared to their peers that attend other schools.

I believe my child is more open-minded and accepting of other regardless of race, religion, etc. I love the emphasis of the IB attitudes.

Curious about other cultures. Very inquisitive.

My children are more aware of all cultures.

Learning tolerance for people of various heritages, ethnicities, races, faiths, and socio-economic statuses.

Her exposure to other cultures has benefited her. All her Aldrich teachers have made an effort to maximize on her strengths while encouraging her in areas that are more of a challenge for her.

Awareness of world events ~ foreign language.

More aware of other countries and cultural differences.

She enjoys learning about different cultures and children in different countries.

He pays attention and focuses on the task asked to do so he takes his time to respect, listen and communicate respect to his peers and thought process.

The teaching of the IB attitudes is so essential.

She has a greater understanding of the world around her and how she fits into it. I like the language focus and that she is learning about other languages and cultures so young.

My child is motivated by her school day.

We would like to get her more involved in athletics.

They are becoming respectful and well-rounded citizens while learning the basic academics.

Foreign language international exposure ethnically balanced environment.

He is more confident in reading and writing now.

Question 11 -- Is there any other information you would like us to know about your experience with the International Baccalaureate Programme?

It is a wonderful program that should be incorporated in all schools especially in the world we live in today!

We feel very blessed to have our children in an IB school.

Calling parents from other communities (country of origin) and have them talk and show pictures of those might be beneficial as kids to know what is happening around the world in other countries.

I don't have a clear understanding as to what Aldrich students are learning/experiencing that other elementary students are not.

We moved from out-of-state but chose this neighborhood based on the opportunity for the IB program at the elementary level.

I think phonics should be a school focus again.

Too early to judge the benefits since he just started the IB Programme this year. Maybe end of the year survey will provide more information about the IB Programme benefits.

The Olympic Day Celebration is the ultimate example of international learning opportunities. The entire staff is to be commended on such a fine program.

Please keep us informed on new things about the Programme.

The program has grown at Aldrich and I really appreciate how well it has been incorporated into the curriculum.

Need a timetable of activities.

Student Focus Group Comments

A focus group meeting was held with a representative group of IBPYP students in the fall of 2010. Students were asked specific questions about their experience in the program. These were a particularly bright and enthusiastic group of students.

The following are examples of responses by students who participated in the focus groups:

I moved to Aldrich in the second grade and I can really see a difference between this school and my old one. I think it is the IB Attitudes.

Aldrich is a kind and considerate place to be.

The IB terms are used by teachers all the time and now they are words we use every day.

I don't think any other school has a walking club.

Science and Social Studies classes are always connected to IB Attitudes and Profiles.

We think about IB Profiles and Attitudes in all of our classes.

When working in groups, we let the IB Attitudes and Profiles "lead the group".

I have learned that I need to know what the question is before I try to answer it.

Some of the words used in IB are, Risk Takers, Communication, Empathy, Caring, and Respect.

In science, we did a project on the environment.

The 2nd and 3rd grade classes are divided and identified by letters and animals (abilities and learning styles).

I like to be challenged and pushed to a higher level that is more difficult.

I learn best by interacting with a problem and then have it repeated to me if I don't understand it.

In 4th grade, we made a landfill and figured out how it affects the community both positive and negative.

We used the SmartBoard to learn about ground water.

We learned about different communities and how we relate to others in our community.

Spanish class taught me how to communicate with people who spoke Spanish when we were on a trip.

I have never seen bullying at Aldrich. Teachers care about what students are doing both right and wrong.

Our counselor talks to us about what bullying is and how to stop it.

Aldrich is a safe place.

We learned that tolerance is accepting people and what they have to say.

Students are taught to talk to an adult when they have a problem. We know they will help solve them.

We know that there are steps to solve bullying. First, try to handle it yourself. Next, if the problem continues, talk with our teachers. If bullying continues, talk with Dr. Melliger.

I have learned to problem solve in class and with people.

If I follow steps and take enough time to solve a problem, I can do it.

Aldrich is different from other schools because we have Spanish class and we get to leave the classroom for art.

IB lets you think outside the box and allows us to experience different things.

IB lets us take our imaginations as far as possible.

In social studies get to choose the types of projects we do.

IB is AMAZING. I can make better friends because we have all been "IBified".

I like this school because we all have the same IB background.

Program Costs

Grade Level	Sections	FTE	Cost*
Kindergarten	3	3	\$190,719.00
1 st Grade	4	4	\$254,292.00
2 nd Grade	3	3	\$190,719.00
3 rd Grade	3	3	\$190,719.00
4 th Grade	4	4	\$254,292.00
5 th Grade	3	3	\$190,719.00
Programme Director		.6	\$38,143.80
Spanish Teacher		1	\$63,573.00
Art Teacher		.5	\$31,786.50
Total			\$1,404,963.30

*Based on an average salary of \$63,573.00 (2009-2010)

Training Costs*

There are three levels of IB training.

Level 1: Application & Authorization Workshop is a three-day workshop that provides training and assistance for schools that have decided to apply for IB authorization. For the Primary Years Programme, Level 1 training includes an optional session covering Part B of the application process. Level 1 workshops are open only to teachers currently teaching in IB schools or in applicant schools. This training is provided in-district by Millard IB teachers.

Level 2: Experienced IB Teachers Workshop is a three-day workshop for teachers who have completed Level 1 training and/or who teach in schools that have begun to implement an IB Programme. For the Primary Years Programme schools, the Level 2 workshop is for authorized schools as well as for candidate schools that have submitted Part B of the application. Level 2 workshops are open only to teachers currently teaching in IB schools or in applicant schools. This training is provided for teachers off-site by IB.

Level 3: Topical Seminar is a three-day seminar covering a topic or several topics of interest. The relevancy of teaching experience and/or knowledge of the IB will vary from seminar to seminar and programme to programme depending on the topic on offer. This training is provided for teachers off-site by IB.

Level of Training	Cost
Levels 2 and 3	\$8,100.00
Subs for on-contract Level 2 and 3 Training	\$2,450.00
Per Diem for off-contract Level 2 and 3 Training Hours	\$4,700.00
Lodging, Transportation, Food	\$7875.14
Total cost for training	\$25,193.80

*Based on data provided from the building Principal.

Additional IB Expenditures

Explanation	Cost
Per-Diem for off-contract curriculum writing	\$4,847.30
Subs for on-contract curriculum writing	\$1,120.00
IB Dues and Fees	\$7,450.00
Library and Reference Materials as required by IB	\$6,028.85
Supplies	\$560.05
Total	\$20,006.20

*Based on data provided from the building Principal.

Summary

The Primary Years IB Programme (IBPYP) at Aldrich has currently satisfies two of its initial goals. To increase the student enrollment and to provide a high quality education that was responsive to the needs and expectations of their students and community.

The number of students enrolled at Aldrich has increased every year since the program started in the 2006-2007 school year. Enrollment of students who option into the district from surrounding school districts has steadily increased from the start but last year there was a slight decrease perhaps due to the new Learning Community rules being in place.

Student achievement data indicates that students that are enrolled at Aldrich generally achieve higher levels of success than their peers on district ELO assessments and they also perform higher when compared nationally on the TerraNova.

Other than the cost of training of staff, staffing for one (1) Spanish teacher, and the purchasing of required materials, the yearly cost of the IBPYP at Aldrich are comparable to the cost of running a non-IB school. In the 2009 – 2010 school year class sizes at Aldrich are larger in kindergarten, third, and fourth grades compared to other buildings in Millard Public Schools.

Parent surveys and student interviews indicate that there is a high level of satisfaction with the program.

AGENDA SUMMARY SHEET

AGENDA ITEM: *TerraNova, Third Edition Fall 2010 Results*

Meeting Date: ~~January 10, 2011~~ January 17, 2011

Department: Educational Services
Assessment, Research, and Evaluation

Title and Brief Description: **Aptitude and Achievement Profiles, 2010-2011**
Nebraska Law requires a standardized, norm-referenced test be administered at each grade span. Millard administered the *TerraNova, Third Edition* this fall in grades 3, 6, and 9.

Action Desired: Approval ___ Discussion ___ Information Only x___

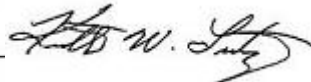
Background: For the past ten years, Millard administered the *TerraNova, First Edition*. There is a common expectation that when a new norm-referenced test is implemented, scores will be lower. This is typically due to higher standards with new norms. *TerraNova, First Edition* used 1996 norms while the *TerraNova, Third Edition* uses 2007 norms.

Options/Alternatives Considered: N.A.

Reference: State requirement.

Timeline: Begin to use results immediately for reporting and remediation.

Responsible Persons: Dr. Mark Feldhausen, Dr. Tami Williams, and Sharon Freeman


Superintendent's Signature: _____  _____



APTITUDE & ACHIEVEMENT PROFILES 2010-2011

**MILLARD PUBLIC SCHOOLS
OMAHA, NEBRASKA**
Educational Services

Department of Assessment, Research, and Evaluation



January 2011

TerraNova Results 2010-2011

Background

Since 2000-2001, Millard has administered the *TerraNova, First Edition* Multiple Assessments norm-referenced test. This test has not been in mainstream publication for the last two years. Therefore, in the spring of 2010, Millard Public Schools researched possible norm-referenced test replacements. Building administrators, teachers, and district-level leaders were part of the research process. Teachers and district level leaders completed a match to Millard curriculum standards alignment for all tests considered. With input from stakeholders and the Millard Assessment Committee, the more current *TerraNova, Third Edition* Complete Battery norm-referenced test was purchased. This test features 2007 norms and diverse reporting options and was the closest match to Millard curriculum standards of the norm-referenced tests reviewed.

This fall, 2010, Millard students in grades 3, 6, and 9 participated in the *TerraNova, Third Edition* Complete Battery norm-referenced test. All questions in the *TerraNova, Third Edition* Complete Battery are selected response items. With the updated *TerraNova, Third Edition*, MPS also adopted the updated *InView* as the related aptitude test in place of the previous *Test of Cognitive Skills, Second Edition* (TCS/2).

Reading

The Reading item content is aligned with the standards of the International Reading Association (IRA), NAEP, and the National Council of Teachers of English (NCTE). *TerraNova, Third Edition* uses authentic literature from a diverse group of authors. Content includes comprehension, text analysis, and evaluating/extending meaning of the passages.

Language

Language item content assesses students' skills in the key components of language proficiency: understanding of language structure, familiarity with standard written English conventions and rules, and knowledge of syntactic constructions and paragraph development.

Mathematics

Items are aligned to the National Council of Teachers of Mathematics (NCTM) standards. Content includes number relations, computation and numerical estimation, measurement, spatial sense, data analysis, and algebra.

Science

Science items are based on national science standards and frameworks. They assess students' understanding relative to core science content areas: Life Science, Earth Science, Physical Science, and Nature of Science/Scientific Inquiry.

Social Studies

Test items reflect the guidelines of the National Council for the Social Studies (NCSS) and emphasize the interrelationships of history, geography, governments, and economics in their framework, question formats, and graphics. Equity is ensured through representations of varied civilizations, cultures, geographic areas, and perspectives.

InView

The InView is a group-administered aptitude test designed to be predictive of school success. It includes measures of verbal reasoning, sequences, analogies, and quantitative reasoning.

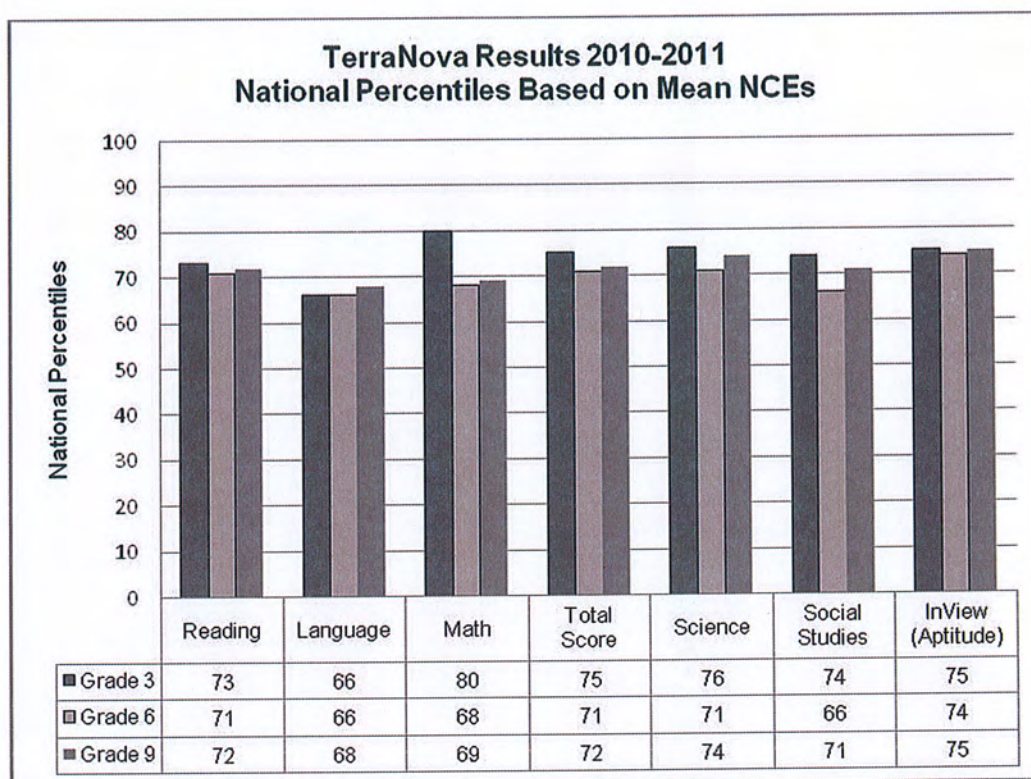
Results

The results are presented both at the district level and at the building level in a non-cohort manner. The first analysis shows the overall district-wide performance for 3rd, 6th, and 9th grades, using national percentiles, for the subtests and for the total score. The total score is based on the reading, language, and math subtests (i.e., science and social studies are not represented in the total score).

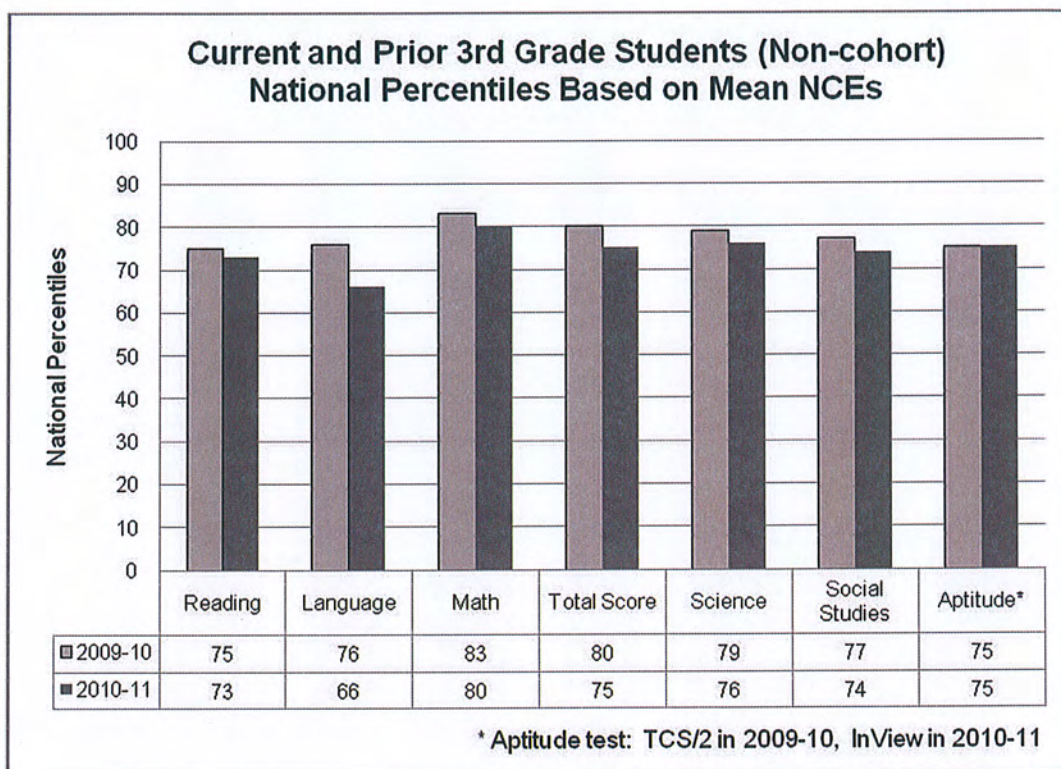
Lower test scores are expected for our local performance on *TerraNova, Third Edition* compared to our local performance on the previous *TerraNova* due to changes in test content, significantly newer norming standards, and lack of familiarity with the test. The *TerraNova 3* Reading and Language items have been separated into two distinct subtests rather than being combined as in prior versions. The *TerraNova 3* Reading, Language, and Math subtests also assess higher depths of knowledge than did earlier versions of the test.

TerraNova 3 was scaled with the earlier *TerraNova* versions so a student would generally be expected to get about the same scale score on any version of *TerraNova*. With changes in test content and newer norms, however, any given *TerraNova* scale score can yield different normative scores (normal curve equivalent, national percentile, etc.) depending on the norm group in use. For example, in the Math subtest for grade 3, the scale score corresponding to a national percentile of 50 with 1996 norms would give a national percentile of 45 with 2007 norms.

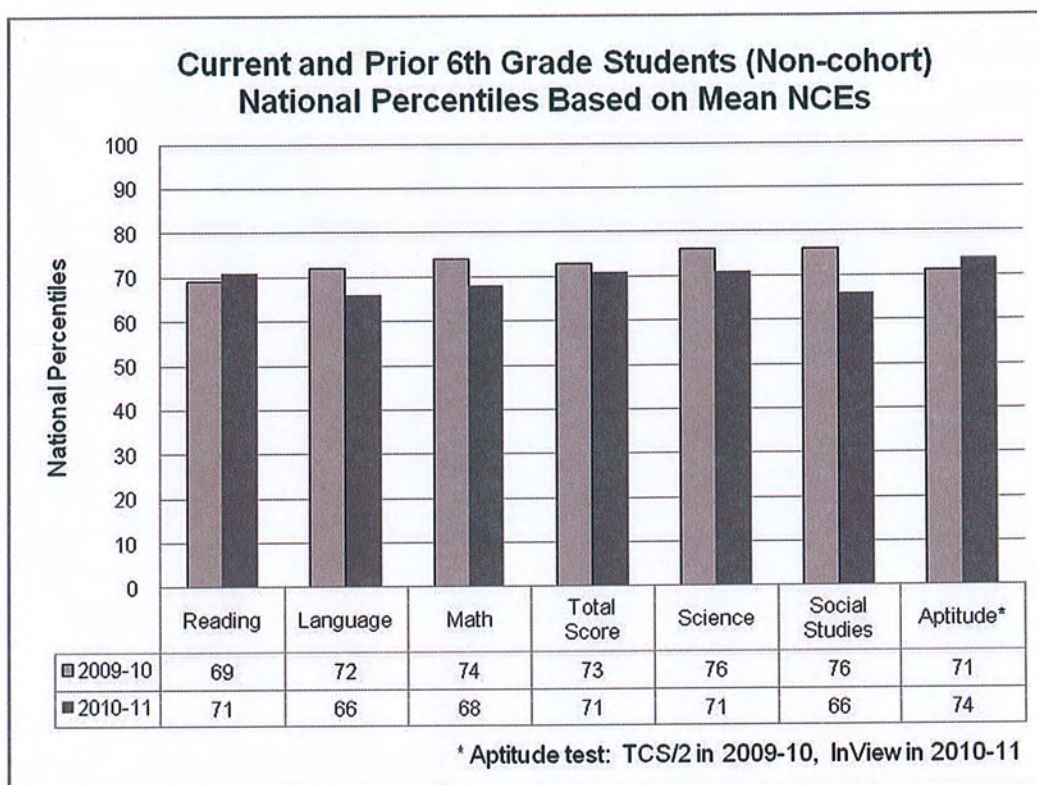
Familiarity with a test can also impact test scores. “When the same form is administered for several years, it is not uncommon to see a score drop when a new form is introduced. The particular content of the previous form might have had an influence on the curriculum and/or teaching practice, and this influence might not have the same effect on student performance when *TerraNova 3* is first administered.” (<http://www.eed.state.ak.us/tls/Assessment/terranova/2009/TN2toTN3.PDF>, January 4, 2011).



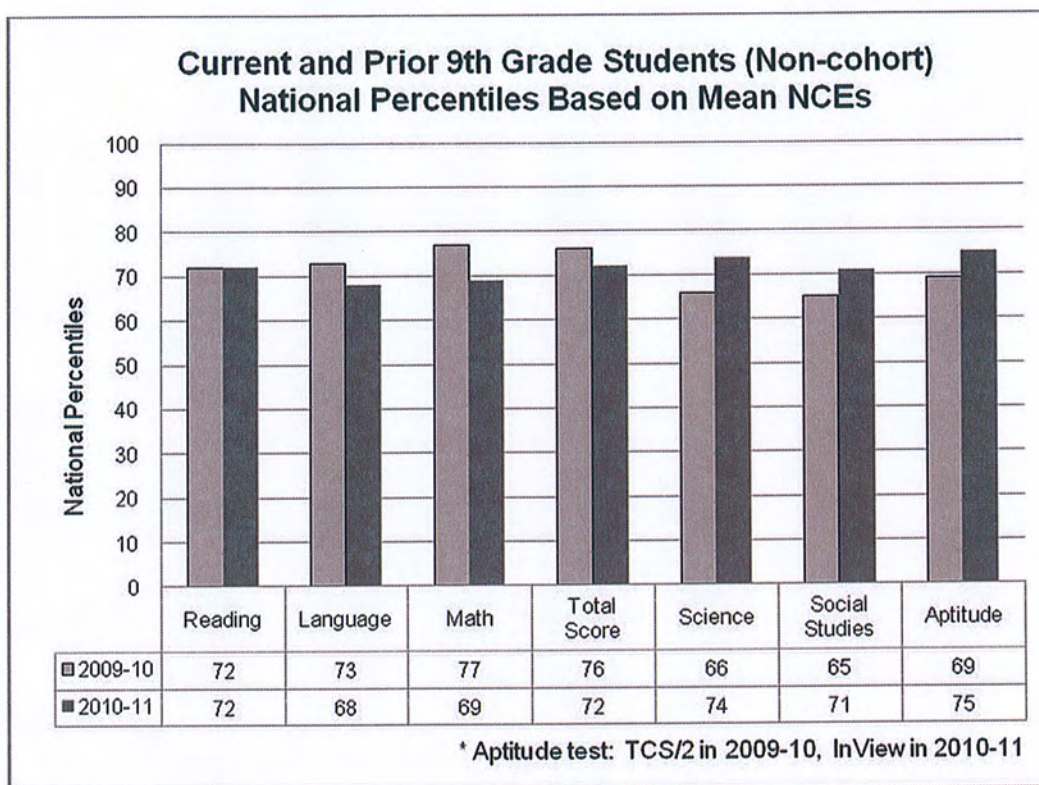
Elementary results varied from the 66th percentile (Language subtest) to the 80th percentile (Math subtest.) Middle school results ranged from the 66th percentile (Language and Social Studies subtests) to the 71st percentile (Reading and Science subtests.) High school results varied from the 68th percentile (Language subtest) to the 74th percentile (Science subtest).



When comparing the 2010-2011 3rd grade students to the 3rd grade students of 2009-2010, this year's students scored slightly lower than the previous year's performance with the exception of a ten-point decrease in the Language subtest. In both years, students scored well above the national average.



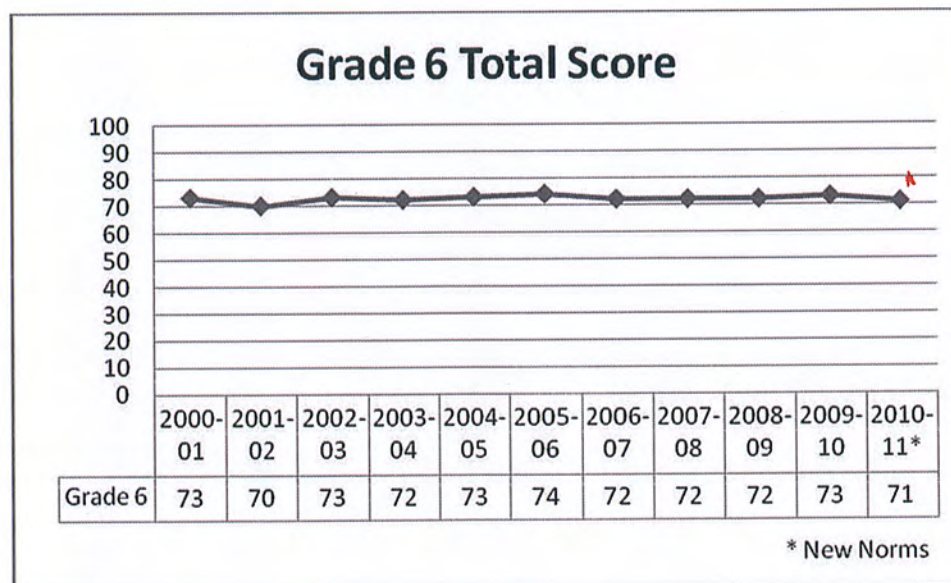

Comparing the 2010-2011 6th grade students to the 6th grade students of 2009-2010, this year's students scored moderately lower with the exception of a ten-point drop in the Social Studies subtest and a two-point gain in the Reading subtest. In both years the students scored well above the national average.




When comparing the 2010-2011 9th grade students to the 9th grade students of 2009-2010, this year's students scored higher on the Science and Social Studies subtests than last year's students. In both years, students scored well above the national average.

The following graphs show TerraNova total scores for grades 3, 6, and 9 across the 11 school years Millard has been using the TerraNova. These data reflect test results of different groups of students each year (non-cohort data). Scores for school years 2000-01 through 2009-10 are from *TerraNova, First Edition* with 1996 norms. Scores for the 2010-11 school year are from *TerraNova, Third Edition* with 2007 norms.

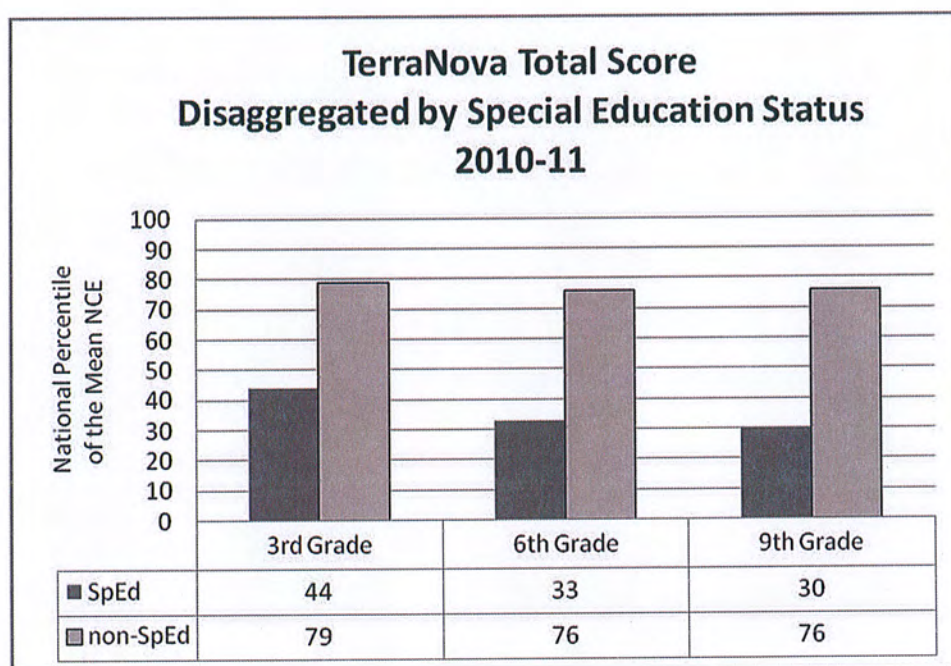
Trends Across Years (Non-cohort Data)





The percent of students receiving special education services in the grade levels tested were as follows: 3rd grade – 14.4%; 6th grade – 14.1% and 9th grade – 10.7%.

This graph shows the district-wide TerraNova total score for students receiving special education services (SpEd) versus students not receiving special education services (non-SpEd). The national percentile of the mean NCE scores for students receiving special education services across the district ranged from the 30th percentile (9th grade) to the 44th percentile (6th grade).



Summary

The analysis of non-cohort groups showed that Millard students continued to score well above the national average on the *TerraNova*. Maintaining a high level of academic achievement over time indicates that Millard's schools are delivering effective instruction.

There continues to be an overall gap in achievement between students receiving special education services and their non-disabled peers. The gap in achievement between these groups is quite variable among schools. School-level results in the appendix provide a comparison of this data.

With an updated norm-referenced test for 2010-2011, it is difficult to make comparisons with past scores. Across grade levels and buildings we did observe the expected "implementation dip" in scores consistent with the newer and more rigorous norms of the *TerraNova, Third Edition*.

Appendix: School-Level Results and Special Education
Disaggregations by Building

**TerraNova 2010-11
SpEd vs. non-SpEd
Disaggregations
National Percentiles**

	Non-SpEd	SpEd	
Abbott	86		*
Ackerman	81	36	
Aldrich	87		*
Black Elk	80	38	
Bryan	73	42	
Cather	82	14	
Cody	67	50	
Cottonwood	73	50	
Disney	84	39	
Ezra Millard	84	52	
Harvey Oaks	79	44	
Hitchcock	78		*
Holling Heights	65	26	
Montclair	74	31	
Morton	81	59	
Neihardt	74	50	
Norris	78	19	
Reagan	79	38	
Reeder	79	30	
Rockwell	70	54	
Rohwer	84	53	
Sandoz	69	33	
Upchurch	86	63	
Wheeler	80	62	
Willowdale	86	51	
Andersen MS	69	29	
Beadle MS	78	41	
Central MS	68	27	
Kiewit MS	76	42	
North MS	80	26	
Russell MS	77	34	
North High	81	38	
South High	64	24	
West High	78	30	

*Fewer than 5 students in a SpEd group.

TERRANOVA³

Complete Battery

Summary Report: Subtests, Grade: 3, Test Date: 10/20/10
 QM: 07, Norms Year: 2007, Scoring Type: Pattern (IRT)

Print Date: 12/31/10

Group	Reading	Language	Mathematics	Total Score**	Science	Social Studies
	NP of Mean NCE	NP of Mean NCE	NP of Mean NCE	NP of Mean NCE	NP of Mean NCE	NP of Mean NCE
MILLARD S D	73	66	80	75	76	74
ABBOTT ELEM	80	83	85	86	82	84
ACKERMAN ELEM	76	67	79	76	78	73
ALDRICH ELEM	84	76	90	86	82	83
BLACK ELK ELEM	72	68	82	76	77	73
BRYAN ELEM	62	60	79	70	73	74
CATHER ELEM	74	70	80	77	75	77
CODY ELEM	60	59	66	63	64	61
COTTONWOOD ELEM	65	65	76	71	76	70
DISNEY ELEM	75	67	76	75	75	73
EZRA MILLARD	80	72	85	82	82	78
HARVEY OAKS	70	63	84	75	78	76
HITCHCOCK ELEM	73	65	79	75	75	68
HOLLING HEIGHTS	60	54	63	60	60	54
MONTCLAIR ELEM	69	56	75	69	76	73
MORTON ELEM	74	65	83	77	79	79
NEIHARDT ELEM	70	59	79	72	75	73
NORRIS ELEM	72	60	73	71	75	64
REAGAN ELEM	71	64	82	75	72	69
REEDER ELEM	66	63	77	71	71	70
ROCKWELL ELEM	67	57	75	68	73	71
ROHWER ELEM	79	71	84	81	78	77
SANDOZ ELEM	61	56	68	63	70	60
UPCHURCH ELEM	83	77	84	84	83	85
WHEELER ELEM	75	65	81	76	77	73
WILLOWDALE ELEM	79	76	88	84	74	82

Students with invalid scores are not included in the summary statistics.

** Total score consists of Reading, Language, Mathematics



CTB

McGraw-Hill

Published by CTB/McGraw-Hill LLC, a subsidiary of The McGraw-Hill Companies, Inc., 20 Ryan Ranch Road, Monterey, California 93940-5703.
 Copyright © 2010 by CTB/McGraw-Hill LLC. No part of this publication may be reproduced or distributed in any form or by any means, or stored in a database or retrieval system, without the prior written permission of the publisher. TerraNova and the TerraNova logo are trademarks of The McGraw-Hill Companies, Inc.

TERRANOVA³
Complete Battery

Summary Report: Subtests, Grade: 6, Test Date: 10/20/10
QM: 07, Norms Year: 2007, Scoring Type: Pattern (IRT)

Print Date: 12/31/10

Group	Reading	Language	Mathematics	Total Score**	Science	Social Studies
	NP of Mean NCE	NP of Mean NCE	NP of Mean NCE	NP of Mean NCE	NP of Mean NCE	NP of Mean NCE
MILLARD S D	71	66	68	71	71	66
ANDERSEN MS	63	61	62	64	69	61
BEADLE MS	75	68	73	75	76	69
CENTRAL MS	62	56	58	60	62	55
KIEWIT MS	74	69	68	73	72	69
NORTH MS	76	71	72	76	72	72
RUSSELL MS	74	68	70	73	73	68

Students with invalid scores are not included in the summary statistics.

** Total score consists of Reading, Language, Mathematics



CTB
McGraw-Hill

Published by CTB/McGraw-Hill LLC, a subsidiary of The McGraw-Hill Companies, Inc., 20 Ryan Ranch Road, Monterey, California 93940-5703.
Copyright © 2010 by CTB/McGraw-Hill LLC. No part of this publication may be reproduced or distributed in any form or by any means, or stored in a database or retrieval system, without the prior written permission of the publisher. TerraNova and the TerraNova logo are trademarks of The McGrawHill Companies, Inc.

TERRANOVA³
Complete Battery


Summary Report: Subtests, Grade: 9, Test Date: 10/20/10
QM: 07, Norms Year: 2007, Scoring Type: Pattern (IRT)

Print Date: 01/04/11

Group	Reading	Language	Mathematics	Total Score**	Science	Social Studies
	NP of Mean NCE	NP of Mean NCE	NP of Mean NCE	NP of Mean NCE	NP of Mean NCE	NP of Mean NCE
MILLARD S D	72	68	69	72	74	71
NORTH HIGH	78	73	76	78	79	77
SOUTH HIGH	61	55	57	58	67	60
WEST HIGH	75	72	71	75	75	72

Students with invalid scores are not included in the summary statistics.

** Total score consists of Reading, Language, Mathematics

 **CTB McGraw-Hill** Published by CTB/McGraw-Hill LLC, a subsidiary of The McGraw-Hill Companies, Inc., 20 Ryan Ranch Road, Monterey, California 93940-5703.
Copyright © 2010 by CTB/McGraw-Hill LLC. No part of this publication may be reproduced or distributed in any form or by any means, or stored in a database or retrieval system, without the prior written permission of the publisher. TerraNova and the TerraNova logo are trademarks of The McGraw-Hill Companies, Inc.