


ACKNOWLEDGMENT OF RECEIPT

OF NOTICE OF MEETING

The undersigned members of the Board of Education of Millard, District #017, Omaha, Nebraska, hereby acknowledge receipt of advance notice of a meeting of said Board of Education and the agenda for such meeting held at 6:30 P.M. on APRIL 18, 2011, at Don Stroh Administrative Center 5606 South 147th Street Omaha, NE 68137

Dated this 18th day of APRIL, 2011.



Dave Anderson - President



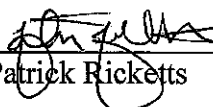
Linda Poole - Vice President




Mike Kennedy - Secretary



Mike Tate - Treasurer



Patrick Ricketts



Jeff Story - Millard North High School



Isis Hernandez - Millard South High School



Alison Brokke - Millard West High School

**NOTICE OF MEETING
SCHOOL DISTRICT NO. 17**

Notice is hereby given of a Board of Education meeting of School District No. 17, in the County of Douglas, which will be held at 6:30 p.m. on Monday, April 18, 2011 at 5606 South 147th Street, Omaha, Nebraska.

An agenda for such meetings, kept continuously current are available for public inspection at the office of the superintendent at 5606 South 147th Street, Omaha, Nebraska.

MICHAEL KENNEDY,
Secretary

4-15-11

**THE DAILY RECORD
OF OMAHA**

RONALD A. HENNINGSEN, Publisher

PROOF OF PUBLICATION

UNITED STATES OF AMERICA, }
The State of Nebraska, } ss.
District of Nebraska, }
County of Douglas, }
City of Omaha, }


J. BOYD

being duly sworn, deposes and says that she is

LEGAL EDITOR

of THE DAILY RECORD, of Omaha, a legal newspaper, printed and published daily in the English language, having a bona fide paid circulation in Douglas County in excess of 300 copies, printed in Omaha, in said County of Douglas, for more than fifty-two weeks last past; that the printed notice hereto attached was published in THE DAILY RECORD, of Omaha, on _____
April 15, 2011

That said Newspaper during that time was regularly published and in general circulation in the County of Douglas, and State of Nebraska.



Subscribed in my presence and sworn to before me this 15th day of April 2011

[Signature]
Notary Public in and for Douglas County, State of Nebraska

BOARD OF EDUCATION MEETING

APRIL 18, 2011

NAME:

REPRESENTING:

Alan Kaspar	Keewit Middle School
Chad Wilson	
Jost:~ Wilby	Food Service
Mai McGinn	MWHS
Maurya Stennell	MWHS
Kevin Olorrell	MWHS
Mark Mueller	MWHS
Michael Grindel	BSA
Garry Kuhn	MWHS
Mike Stopak	IBEW 22
Sharon Williamson	RMS
Julie Moore	KMS
Ray Pratu	KMS
Diana Schmidt	MNMS
Holden Bradie	MNMS

BOARD OF EDUCATION MEETING

APRIL 18, 2011

NAME:

REPRESENTING:

Glover Family

Athletic Achievement

Julia Klander

Millard North

Stilmock Family

millard West

Susan Marlatt

Millard North HS

Lou Jaa

KMS

Terre Hammond

MSHS

Karen Illg

MWHS

ENN Oeltjen

MWHS

Jim Ritter

Parent

Angela Hoff

MWHS

Emily Meccy

MWHS

Kaory Thurman

MWHS

Shea Marcinski

MWHS

Bart J. Jags

MWHS

Shee Jammal

MWHS

Clara Hoover

MEP Facilitator

Kene Kaspar

KMS

EMMA O'Connell

MWHS

Molly Erickson

MEA

KeyRee Shah

MEA - Ezra



BOARD OF EDUCATION
MEETING



APRIL 18, 2011

BOARD OF EDUCATION
MILLARD PUBLIC SCHOOLS
OMAHA, NEBRASKA

BOARD MEETING
6:30 P.M.

STROH ADMINISTRATION CENTER
5606 SOUTH 147th STREET
APRIL 18, 2011

AGENDA

A. Call to Order

The Public Meeting Act is posted on the Wall and Available for Public Inspection

B. Pledge of Allegiance

C. Roll Call

D. Public Comments on agenda items – This is the proper time for public questions and comments on agenda items only. Please make sure a request form is given to the Board President before the meeting begins.

E. Routine Matters

1. *Approval of Board of Education Minutes – April 4, 2011
2. *Approval of Bills
3. *Receive the Treasurer's Report and Place on File
4. Summary of Committee of the Whole Meeting

F. Information Items

1. Showcase: Winter Sports
2. Employees of the Month
3. Superintendent's Comments
4. Board Comments/Announcements
5. Report from Student Representatives

G. Unfinished Business:

1. Approval of Policy 3225 – Support Services – Business – Property – Sale & Disposal

H. New Business

1. Approval of Rule 5200.1 – Pupil Services – Attendance – Attendance and Tardiness
2. Approval of Rule 6110.1 – Curriculum, Instruction, and Assessment – Written Curriculum – Content Standards
3. Approval of Rule 7500.1 – Technology – Telephone Equipment and Telephone Systems
4. Approval of Personnel Actions: Amendment to Continuing Contract, Leave of Absence, Resignations, and New Hires
5. Negotiation (Executive Session)

I. Reports

1. Legislative Update
2. Quarterly Investment Report
3. Quarterly Operation and maintenance Report
4. Quarterly Food Service Report
5. Quarterly Summer Projects Report
6. Attendance Report
7. Instructional Time Report

J. Future Agenda Items/Board Calendar.

1. Annual Retiree Luncheon on Friday, April 29, 2011 at 12:00 p.m. at the Don Stroh Administration Center, 5606 South 147th Street
2. Board of Education Meeting on Monday, May 2, 2011 at 6:30 p.m. at the Don Stroh Administration Center, 5606 South 147th Street

3. Foundation Hall of Fame Banquet on Friday, May 6, 2011 at 6:30 p.m. at the Qwest Center

Agenda

April 18, 2011

Page 2

4. Committee of the Whole Meeting on Monday, May 9, 2011 at 6:30 p.m. at the Don Stroh Administration Center, 5606 South 147th Street
5. Employee Recognition Dinner on Wednesday, May 11, 2011 at 5:30 p.m. at Georgetown Club
6. Board of Education Meeting on Monday, May 16, 2010, 2011 at 6:30 p.m. at the Don Stroh Administration Center, 5606 South 147th Street
7. 2011 Graduation on Saturday, May 28, 2011 at Civic Auditorium – Millard North at 10 a.m., Millard South at 1 p.m., and Millard West at 4 p.m.
8. Board of Education Meeting on Monday, June 6, 2011 at 6:00 p.m. at the Don Stroh Administration Center, 5606 South 147th Street
9. Committee of the Whole Meeting on Monday, June 13, 2011 at 6:00 p.m. at the Don Stroh Administration Center, 5606 South 147th Street
10. Board of Education Meeting on Monday, June 20, 2010, 2011 at 6:00 p.m. at the Don Stroh Administration Center, 5606 South 147th Street
11. Board of Education Meeting on Monday, July 11, 2010, 2011 at 6:00 p.m. at the Don Stroh Administration Center, 5606 South 147th Street

K. Public Comments - This is the proper time for public questions and comments on any topic. Please make sure a request form is given to the Board President before the meeting begins.

L. Adjournment:

All items indicated by an asterisk (*) will comprise the Consent Agenda and may be acted on in a single motion. Items may be deleted from the Consent Agenda by request of any board member.

.BOARD OF EDUCATION
MILLARD PUBLIC SCHOOLS
OMAHA, NEBRASKA

BOARD MEETING
6:30 P.M.

STROH ADMINISTRATION CENTER
5606 SOUTH 147TH STREET
APRIL 18, 2011

ADMINISTRATIVE MEMORANDUM

A. Call to Order

The Public Meeting Act is posted on the Wall and Available for Public Inspection

B. Pledge of Allegiance

C. Roll Call

D. Public Comments on agenda items - This is the proper time for public questions and comments on agenda items only. Please make sure a request form is given to the Board President prior to the meeting.

- *E.1. Motion by _____, seconded by _____, to approve the Board of Education Minutes – April 4, 2011. (See enclosure.)
- *E.2. Motion by _____, seconded by _____, to approve the bills. (See enclosures.)
- *E.3. Motion by _____, seconded by _____, to receive the Treasurer’s Report and Place on File. (See enclosure.)
- E.4. Summary of Committee of the Whole Meeting
- F.1. Showcase: Winter Sports
- F.2. Employees of the Month
- F.3. Superintendent’s Comments
- F.2. Board Comments/Announcements
- F.5. Report from Student Representative
- G.1. Motion by _____, seconded by _____, to approve Policy 3225 – Support Services – Business – Property – Sale & Disposal (See enclosure.)
- H.1. Motion by _____, seconded by _____, to approve Rule 5200.1 – Pupil Services – Attendance – Attendance and Tardiness (See enclosure.)
- H.2. Motion by _____, seconded by _____, to approve Rule 6110.1 – Curriculum, Instruction, and Assessment – Written Curriculum – Content Standards (See enclosure.)
- H.3. Motion by _____, seconded by _____, to approve Rule 7500.1 – Technology – Telephone Equipment and Telephone Systems (See enclosure.)
- H.4. Motion by _____, seconded by _____, to approve Personnel Actions: Amendment to Continuing Contract, Leave of Absence, Resignations, and New Hires (See enclosure.)

Administrative Memorandum
April 18, 2011
Page 2

H.5. Negotiation (Executive Session)

I. Reports:

1. Legislative Update
2. Quarterly Investment Report
3. Quarterly Operations and Maintenance Report
4. Quarterly Food Service Report
5. Quarterly Summer Projects Report
6. Attendance Report
7. Instructional Time Report

J. Future Agenda Items/Board Calendar

K. Public Comments - This is the proper time for public questions and comments on any topic. Please make sure a request form is given to the Board President before the meeting begins.

L. Adjournment

All items indicated by an asterisk (*) will comprise the Consent Agenda and may be acted on in a single motion. Items may be deleted from the Consent Agenda by request of any board member.

MILLARD PUBLIC SCHOOLS
SCHOOL DISTRICT NO 17

A meeting was held of the Board of Education of the School District No. 17, in the County of Douglas in the State of Nebraska. The meeting was convened in open and public session at 6:30 p.m., Monday, April 4, 2011, at the Don Stroh Administration Center, 5606 South 147th Street.

Present: Dave Anderson, Mike Pate, Linda Poole, Mike Kennedy, and Patrick Ricketts

Notice of this meeting was given in advance thereof by publication in the Daily Record on Friday, April 1, 2011; a copy of the publication is being attached to these minutes. Notice of this meeting was given to all members of the Board of Education and a copy of their Acknowledgment of Receipt of Notice and the agenda are attached to these minutes. Availability of the agenda was communicated in advance notice and in the notice of the Board of Education of this meeting. All proceedings hereafter shown were taken while the convened meeting was open to the attendance of the public.

At 6:30 p.m. Dave Anderson called the meeting to order and announced the public meeting Act is posted on the wall and available for public inspection. Mr. Anderson asked everyone to say the Pledge of Allegiance.

Roll call was taken and all members were present.

Public Comments: A Millard resident had a concern in regards to LB 800, which was passed last year, and LB 463, because she said those legislative bills infringed on parental rights. She did ask what the board's position was on both of the legislative bills.

Motion by Mike Kennedy seconded by Linda Poole, to approve the Board of Education Minutes from March 21, 2011, to approve the bills, and receive the treasurer's report and place on file, upon roll call vote, all members voted aye. Motion carried.

Superintendent's Comments:

1. The Learning Community is asking for open enrollment data as they did last year. They want to send out an RFP to contract with a third party to collect the information. However, the information will not be provided, other than aggregate information, because the contract would be between the Learning Community and the third party. The USDA is very clear that free and reduced lunch data is to be used only for determining free and reduced lunch. The Learning Community cannot supersede FERPA, which is a federal law.
2. This week-end is the National School Boards Association conference.
3. Spring break is this week, and the office will be closed on Friday.
4. There will be a special committee meeting on Thursday, April 14, 2011 at 6:00 p.m.
5. Board members were encouraged to look over the calendars for April and May, because there are several functions taking place during the next couple of months.
6. There is a possibility that the last day of school, which is June 1, may need to be a full day instead of a half-day. June 2, 2011 is a teacher work day. This is an instance, that will push retirees, because they will not qualify until July for retirement.
7. There was an article about a law suit against the District in the paper over the week-end, but the District has not been served as of yet.

Board Comments:

Linda Poole had a concern in regards to teachers retiring, and asked if there would be a way for someone else to be brought in the days in June, so the teacher(s) who are retiring would not have to wait a full month before they could receive their retirement.

Mike Pate reported on the Foundation meeting held last week. He said Mark Feldhausen presented a proposal for an early college program. The Foundation approved \$250,000 for the program, but this is contingent on getting the early college grant. Mr. Pate said this is another way in which the Foundation supports the school district.

Mr. Pate said he attend the Learning Community Sub-Council #4 meeting along with Rick Kolowski, Keith Lutz, Steve Baker, and the new Executive Officer from the Learning Community, Ted Stilwill. Mr. Baker, Elkhorn Superintendent, challenged Dr. Kolowski on several issues and he made the statement that Dr. Kolowski does not represent the populous of either school district he is supposed to be representing.

Mr. Pate said he has yet to receive an answer to the letter he sent to Dr. Kolowski on February 11, 2011 about the data requests by the Learning Community. Mr. Pate also made Mr. Stilwill aware of the letter that was sent. Mr. Pate is still under the assumption that the Learning Community doesn't know what they will do with the data information they have requested of all districts. Mr. Pate informed the Board that when or if he receives any answers to his questions from the Learning Community he will certainly inform Board members.

Dave Anderson informed staff members the Board was aware of the salary requests from the World-Herald for all Millard staff members. This information is public record and the district will comply, because it is the law. Mr. Anderson said he appreciated the Director of Communications notifying the staff members about the request, and also the letter from the President of the Millard Education Association to all staff members about the obligation of the District to comply.

Motion by Linda Poole, seconded by Pat Ricketts, to appoint Keith Lutz, Superintendent, as the authorized No Child Left Behind Grant Representative, upon roll call vote, all members voted aye. Motion carried.

Motion by Linda Poole, seconded by Mike Pate, to approve the schedule and deadline for submission of Board Vacancy Application, upon roll call vote, all members voted aye. Motion carried.

Motion by Linda Poole, seconded by Mike Pate, to approve Rule 3215.1 – Support Services – Business – Students – Tuition, upon roll call vote, all members voted aye. Motion carried.

Linda Poole provided the first reading of Policy 3225 – Support Services – Sale of Books, Supplies and Equipment. The Policy will be on the next board agenda for approval.

Motion by Mike Pate, seconded by Linda Poole, to delete Policy 3230 – Support Services – Sales and Rental of Property, Rule 3225.1 – Support Services – Disposal of Discarded or Withdrawn Library Media Resources, Policy 5141 – Students – Management of Funds, and Rule 5141.1 – Students – Management of Funds, upon roll call vote, all members voted aye. Motion carried.

Motion by Linda Poole, seconded by Pat Ricketts, to approve Rule 5400.6 – Pupil Services – Standards for Student Conduct, upon roll call vote, all members voted aye. Motion carried.

Motion by Linda Poole, seconded by Pat Ricketts, to approve administrators for hire: Matt Blomenkamp, Assistant Principal at Millard North High School and Michelle Klug, Assistant Principal at Millard South High School, upon roll call vote, all members voted aye. Motion carried.

Board of Education Minutes
April 4, 2011
Page 3

Motion by Mike Pate, seconded by Linda Poole, to approve Personnel Actions: Amendment to Continuing Contract; Dian H. Carlson; Leave of Absence: Katie Tessin; Resignations: Traci L. Stanek, Susan M. Morrison, and Melissa Byington; Rescission of Resignation: Amy J. Friedman; and New Hire: Tricia J. Rohde, upon roll call vote, all members voted aye. Motion carried.

Dave Anderson delayed Negotiation for Executive Session at the end of the meeting.

Reports included: Budget Projections Report, Enrollment Report, Insurance Report, Legislative Update, Foundation Site Plan Grant Winners, and Study Center Grants.

Future Agenda Items/Board Calendar: A Committee of the Whole Meeting will be held on Thursday, April 14, 2011 at 6:00 p.m. at the Don Stroh Administration Center, 5606 South 147th Street. A Board of Education Meeting will be held on Monday, April 18, 2010, 2011 at 6:30 p.m. at the Don Stroh Administration Center, 5606 South 147th Street. An Annual Retiree Luncheon will be held on Friday, April 29, 2011 at 12:00 p.m. at the Don Stroh Administration Center, 5606 South 147th Street. A Board of Education Meeting will be held on Monday, May 2, 2011 at 6:30 p.m. at the Don Stroh Administration Center, 5606 South 147th Street. The Foundation Hall of Fame Banquet will be held on Friday, May 6, 2011 at 6:30 p.m. at the Qwest Center. A Committee of the Whole Meeting will be held on Monday, May 9, 2011 at 6:30 p.m. at the Don Stroh Administration Center, 5606 South 147th Street. The Employee Recognition Dinner will be held on Wednesday, May 11, 2011 at 5:30 p.m. at Georgetown Club. A Board of Education Meeting will be held on Monday, May 16, 2010, 2011 at 6:30 p.m. at the Don Stroh Administration Center, 5606 South 147th Street. The 2011 Graduation will be held on Saturday, May 28, 2011 at Civic Auditorium – Millard North at 10 a.m., Millard South at 1 p.m., and Millard West at 4 p.m. A Board of Education Meeting will be held on Monday, June 6, 2011 at 6:00 p.m. at the Don Stroh Administration Center, 5606 South 147th Street. A Committee of the Whole Meeting will be held on Monday, June 13, 2011 at 6:00 p.m. at the Don Stroh Administration Center, 5606 South 147th Street. A Board of Education Meeting will be held on Monday, June 20, 2010, 2011 at 6:00 p.m. at the Don Stroh Administration Center, 5606 South 147th Street. A Board of Education Meeting will be held on Monday, July 11, 2010, 2011 at 6:00 p.m. at the Don Stroh Administration Center, 5606 South 147th Street.

Dave Anderson said the board would go into Executive Session for the purpose of negotiation.

At 8:06 p.m. Mike Pate made a motion, seconded by Linda Poole, to go into Executive Session for the purpose of negotiation, upon roll call vote, all members voted aye. Motion carried.

Dave Anderson said the board will go into Executive Session for the purpose of negotiation.

Motion by Mike Pate, seconded by Linda Poole, to come out of Executive Session, upon roll call vote, all members voted aye. Motion carried.

David Anderson adjourned the meeting.



SECRETARY

Millard Public Schools
April 18, 2011

Millard Public Schools

10

Check Register**Prepared for the Board Meeting of April 18, 2011**

Check No	Vend No	Vendor Name	Amount
322834	132607	BLAIR COMMUNITY SCHOOLS	60.00
322837	100586	EDUCATIONAL THEATRE ASSOCIATION	720.00
322838	049851	HY-VEE INC	1,450.39
322839	049850	HY-VEE INC	47.42
322841	060153	KEITH W LUTZ	350.00
322842	065443	MILLARD WEST HIGH SCHOOL	14.00
322844	134050	PETTY CASH/ROHWER ELEMENTARY	99.65
322845	090678	UNISOURCE WORLDWIDE INC	839.16
322846	068840	UNIVERSITY OF NEBRASKA AT OMAHA	112.00
322877	138054	BAXTER FORD INC	40,148.00
322881	033473	DIETZE MUSIC HOUSE INC	69.60
322882	033901	DOUGLAS COUNTY TREASURER	30.00
322883	106773	FIRST NATIONAL BANK VISA	18,935.04
322884	133397	HY-VEE INC	1,126.48
322885	132542	AMERICAN STRING TEACHERS ASSN	130.00
322887	138610	R5 PRODUCTIONS MOTIVATIONAL COMMS	500.00
322890	090677	UNITED WAY OF THE MIDLANDS	15.00
322895	131265	JILL M ANDERSON	38.43
322896	133770	DIANE ARAUJO	272.69
322897	010083	ATS MOBILE TELEPHONE CO INC	75.69
322898	136956	RAYMOND J SAVARD	3,000.00
322901	135539	SHEILA F BOLMEIER	290.54
322904	106893	CULLIGAN WATER CONDITIONING	43.17
322905	130339	DEEP ROCK WATER	44.55
322907	135973	MATTHEW L DOMINY	39.00
322910	036830	EDITORIAL PROJECTS IN EDUCATION INC	131.00
322913	040450	FEDERAL EXPRESS	663.65
322914	131826	ALICIA C FEIST	395.10
322916	130343	DAVID L. GERARD	960.00
322919	130309	WAYNE GRUDLE	43.00
322921	056820	HARRY A KOCH COMPANY	3,037.00
322922	138609	TONI L HENRY	64.15
322925	136336	VICTORIA L HOSKOVEC	84.44
322926	136349	SCOTT H INGWERSON	184.84
322927	102451	INTERNATIONAL BACCALAUREATE	3,375.00
322930	059573	NANCY A JOHNSTON	186.50
322933	136518	JANET L LARSON	262.43
322935	133758	KRAIG J LOFQUIST	8.98
322936	137819	CLARE MAAKESTAD	155.00
322937	132774	SHERI L MOSBY	15.82
322938	107539	MUELLER ROBAK LLC	12,700.00
322939	136235	JULIE A MURREN	60.42
322941	109843	NEXTEL PARTNERS INC	775.54
322942	130091	NORTH MIDDLE SCHOOL	2,376.75
322945	138288	PAPIO TRANSPORT SCHOOL SERVICE INC	20,673.00
322946	108098	ANGELO D PASSARELLI	257.40

Date: 4/13/2011

Millard Public Schools

11

Check Register

Prepared for the Board Meeting of April 18, 2011

Check No	Vend No	Vendor Name	Amount
322948	137009	ANGELA J PETERSON	201.92
322950	133811	HEATHER M REAL	47.76
322951	133191	MATTHEW K REGA	489.37
322952	134858	JENNIFER L REID	247.81
322953	132885	DEBORAH L RYCKMAN	75.77
322954	081725	KIMBERLEY K SAUM-MILLS	187.40
322956	137471	PHYLLIS A SCHROEDER	32.81
322961	136697	MARYLINN R SMITH	881.25
322962	107093	CHARLENE S SNYDER	45.40
322963	101476	SODEXO INC & AFFILIATES	97,153.77
322965	138608	BROOKE STUDT	53.31
322966	138061	AMY M SUING	53.49
322967	084959	JAMES V SUTFIN	191.16
322970	090242	UNITED PARCEL SERVICE	445.94
322972	134072	ROBIN L WIAR	22.48
322974	096200	YOUNG & WHITE	28,994.56
Total for GENERAL FUND			243,985.03
22953	135600	HARLAND CLARKE	319.74
22954	137889	SARAH J BANIK	135.53
22955	138331	DAMON BARBER	104.25
22956	135057	KATHERINE L BOYLE	62.58
22957	137731	NICOLE E BROM	27.80
22958	138137	JAYCE BUSCH	52.13
22959	138270	MARKAIL CHANNEL	135.53
22960	106893	CULLIGAN WATER CONDITIONING	14.38
22961	138573	ERIC A DALHOFF	52.13
22962	136999	RAFAEL DIAZ	52.13
22963	138039	JASON FIGGINS	20.85
22964	138040	JUSTIN FIGGINS	52.13
22965	137000	MARLEY J FLEMING	121.63
22966	137890	JARED A GARDNER	27.80
22967	135983	ENCORE ONE LLC	558.89
22968	137730	PRESTON A GOCKE	27.80
22969	138466	DREW A GRANDGENETT	39.96
22970	138574	LAUREN N GRIEB	41.70
22971	138403	ANDERS J HANSON	27.80
22972	138195	JOHN J HOBZA	13.90
22973	138271	NIKEE Z JAMES	177.23
22974	137162	TAYLOR M KIM	20.85
22975	137376	MICHAEL KRMPOTIC	83.40
22976	102229	ROWAN W LANG	123.42
22977	138334	ZAKARY R LINES	13.90
22978	137251	ANDREW E LUCAS JR	20.85
22979	136570	TAYLOR J MARSHALL	128.58
22980	137728	JEAN R MENDENHALL	27.80
22981	136279	MILLARD PUBLIC SCHOOL CLEARING ACCT	301.10

Date: 4/13/2011

Millard Public Schools

Check Register

Prepared for the Board Meeting of April 18, 2011

Check No	Vend No	Vendor Name	Amount
22982	138272	CASSANDRA M MUNSON	128.58
22983	102445	EDRIE K PEARCE	584.24
22984	137163	TIMOTHY POYNTER II	24.33
22985	130903	DEB RINGER	35.70
22986	138336	DALTON J RYAN	41.70
22987	138083	SAMSON SANDERS	60.81
22988	137002	TREY A SCHULTZ	41.70
22989	136367	KAITLYN C SNODDY	62.55
22990	138491	MARISOL SORIANO	135.53
22991	137933	RYAN E SPITZER	52.13
22992	138047	AUTO PROS OF MILLARD INC	207.95
22993	137785	BRET A WATSON	20.85
22994	137672	CARLY J WHITE	41.70
22995	137003	AUSTIN K WILSON	39.96
Total for FOOD SERVICE			4,263.52
322908	136245	DONOVAN PROPERTIES LLC	1,662.62
322957	083175	SHEPPARD'S BUSINESS INTERIORS	945.20
Total for SPECIAL BUILDING			2,607.82
322835	138539	TERENCE G CABRAL	600.00
322836	133261	ANGELA M DIEHM	150.00
322840	138549	JARED LANGEMEIER	150.00
322843	107732	BRIAN L NELSON	250.00
322847	107354	STEPHEN W. VENTEICHER	275.00
322848	135863	RUDOLPH A VLCEK III	250.00
322849	138505	DANIEL P WOOTTON	50.00
322876	136880	ARMBRUST FAMILY YMCA	28.15
322878	138539	TERENCE G CABRAL	1,500.00
322879	138547	DANIEL P CONWAY	631.25
322880	133261	ANGELA M DIEHM	150.00
322883	106773	FIRST NATIONAL BANK VISA	1,250.45
322886	138175	TIMOTHY J OWENS	450.00
322888	138504	TODD L REESON	350.00
322889	138538	DENISE M RIEDER	150.00
322891	107354	STEPHEN W. VENTEICHER	687.50
322892	138537	JUSTIN L WILLIAMSON	150.00
322893	138505	DANIEL P WOOTTON	62.50
322903	138032	DENISE CANIGLIA	58.39
322906	133737	SUSAN L DEROY	31.33
322959	138607	JORDAN LEIGH SIEPKER	60.00
322964	138363	JACLYN E STEWART	16.83
322971	136481	STACY L WELLS	57.94
Total for GRANT FUND			7,359.34
322887	138610	R5 PRODUCTIONS MOTIVATIONAL COMMS	1,000.00
322894	101489	ADAMS PROFESSIONAL SERVICES INC	130.00
322899	136339	AIMEE BAKER	38.25

Millard Public Schools

13

Check Register

Prepared for the Board Meeting of April 18, 2011

Check No	Vend No	Vendor Name	Amount
322900	137508	EDWARD BIDROWSKY	42.50
322902	138605	JAIME J BRIDGES	40.00
322909	137509	HAYLEY DUNCAN	40.00
322911	038431	ROBERT W. ERLANDSON	175.00
322912	135766	KAITLYN FEDER	90.00
322915	138157	ALISON FISHER	80.00
322917	137831	NEIL GIRMUS	42.50
322918	137760	JIM GLOVER	40.00
322920	138016	JENNA HAMMOND	160.79
322923	135313	RACHEL HOGAN	47.50
322924	132592	WILLIAM SPRAGUE, JR.	1,982.75
322928	054492	JIM L JOHNSON	900.00
322929	138199	MELISSA C JOHNSON	40.00
322931	138606	CAROLINE PEYTON JONES	30.00
322932	136765	KEVIN KUEHL	40.00
322934	137154	MEREDITH LARSON	72.50
322940	138081	ALAN R NEESEN	95.00
322947	132166	PATRICIA M KUSEK	150.00
322949	130904	JERRY REA	84.00
322955	081891	SCHMITT MUSIC CENTER	23.50
322958	137119	DAVID SHRIVER	42.50
322960	138135	HANNA MARIE SLOSSON	40.00
322968	137121	MEGHAN S TAYLOR	40.00
322969	137122	MORIAH THOMPSON	72.50
322973	137120	ANDREW YORK	32.50
Total for ACTIVITY FUND			5,571.79
Report Total			263,787.50

Current Cash Balance Report

14

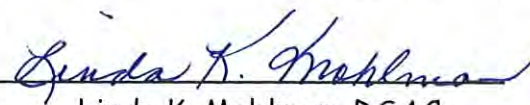
Arranged by:


Group ID and Activity Number

ALL Data

Date: 02/01/2011 thru 02/28/2011

Activity Number and Name	Beginning Cash	Receipts	Disbursements	Adjustments	Cash Balance
A General Funds					
100 General	145,845.01	0.00	0.00	0.00	145,845.01
150 Petty Cash	0.00	0.00	0.00	0.00	0.00
170 DSAC Vending	8,341.02	274.44	0.00	0.00	8,615.46
180 Interest Earned - Checking	228.08	47.75	0.00	0.00	275.83
190 Interest on Savings	0.00	0.00	0.00	0.00	0.00
A General Funds Totals:	<u>154,414.11</u>	<u>322.19</u>	<u>0.00</u>	<u>0.00</u>	<u>154,736.30</u>
B Administrative Custody Accts					
200 Staff Development	0.00	0.00	0.00	0.00	0.00
209 MPS Activities Calendar	5,000.00	0.00	0.00	0.00	5,000.00
210 Activity Express	73,107.76	5,200.00	2,848.10	0.00	75,459.66
211 Logo Sales	1,117.68	0.00	0.00	0.00	1,117.68
213 Student Showcase	60.00	0.00	0.00	0.00	60.00
215 HAL Field Trips/Preschool	-6,132.46	0.00	1,459.06	0.00	-7,591.52
220 WF Student Donation	5,606.34	234.00	234.00	0.00	5,606.34
225 STOP Hunger	4.84	0.00	0.00	0.00	4.84
230 Hospitality	29.59	0.00	0.00	0.00	29.59
235 Educational Services Hospitality	124.47	0.00	0.00	0.00	124.47
240 NFUSSD	0.00	0.00	0.00	0.00	0.00
245 Paybac	0.00	0.00	0.00	0.00	0.00
B Administrative Custody Accts Totals:	<u>78,918.22</u>	<u>5,434.00</u>	<u>4,541.16</u>	<u>0.00</u>	<u>79,811.06</u>
C School Custody Accts					
300 Instrument Rental	57,255.58	0.00	0.00	0.00	57,255.58
310 South Swim Lessons	7,775.00	0.00	0.00	0.00	7,775.00
320 North Swim Lessons	3,590.00	0.00	0.00	0.00	3,590.00
325 West Swim Lessons	4,600.00	0.00	0.00	0.00	4,600.00
330 North Open Swim	0.00	0.00	0.00	0.00	0.00
335 West Open Swim	0.00	0.00	0.00	0.00	0.00
340 South Open Swim	0.00	0.00	0.00	0.00	0.00
350 Maintenance Vending	1,292.32	0.00	0.00	0.00	1,292.32
355 Tech Vending	1,186.22	125.89	0.00	0.00	1,312.11
360 Facility Use Rental Fee	60,641.03	13,426.55	0.00	0.00	74,067.58
365 Facility Use Building Access	1,372.00	28,487.00	0.00	0.00	29,859.00
366 Facility Use Staffing	1,063.75	4,918.75	0.00	0.00	5,982.50
370 No Longer Used	0.00	0.00	0.00	0.00	0.00
400 Check Collection	384.65	135.25	135.25	0.00	384.65
500 District Wide Coca-Cola	0.00	0.00	0.00	0.00	0.00
C School Custody Accts Totals:	<u>139,160.55</u>	<u>47,093.44</u>	<u>135.25</u>	<u>0.00</u>	<u>186,118.74</u>
D Investments					
900 Savings	-157,378.17	0.00	0.00	0.00	-157,378.17
D Investments Totals:	<u>-157,378.17</u>	<u>0.00</u>	<u>0.00</u>	<u>0.00</u>	<u>-157,378.17</u>
Q Extra-Curriculars					
1020 HAL Field Trips	7,016.40	1,026.75	0.00	0.00	8,043.15
1030 Parent Pay PreSchool	0.00	0.00	0.00	0.00	0.00
Q Extra-Curriculars Totals:	<u>7,016.40</u>	<u>1,026.75</u>	<u>0.00</u>	<u>0.00</u>	<u>8,043.15</u>
Report Totals:	<u>222,131.11</u>	<u>53,576.38</u>	<u>4,676.41</u>	<u>0.00</u>	<u>271,331.08</u>


 Linda K. Mohlman, DSAC
 Executive Secretary


 Bridget Boardman, DSAC
 District Accountant

Current Cash Balance Report

15

Arranged by:

ALL Data

Date: 02/01/2011 thru 02/28/2011

Group ID and Activity Number

Activity Number and Name	Beginning Cash	Receipts	Disbursements	Adjustments	Cash Balance
A ACTIVITY GENERAL FUND					
100 VENDING	864.31	163.20	151.20	0.00	876.31
110 GENERAL FUND	35,076.51	3,790.00	1,160.24	0.00	37,706.27
111 INTEREST EARNED CHECKING	137.53	8.22	0.00	0.00	145.75
A ACTIVITY GENERAL FUND Totals:	36,078.35	3,961.42	1,311.44	0.00	38,728.33
D CLUBS AND ORGANIZATIONS					
501 STUDENT COUNCIL	952.39	8.00	0.00	0.00	960.39
502 ENVIRONMENTAL CLUB	0.00	0.00	0.00	0.00	0.00
503 MUSIC CLUB	0.00	0.00	0.00	0.00	0.00
504 LEADERSHIP PROGRAM	0.00	0.00	0.00	0.00	0.00
D CLUBS AND ORGANIZATIONS Totals:	952.39	8.00	0.00	0.00	960.39
E ADMINISTRATIVE CUSTODIAL ACCT					
601 CROSSING GUARD	0.00	0.00	0.00	0.00	0.00
602 HOSPITALITY	0.00	0.00	0.00	0.00	0.00
610 MEDIA	3,491.81	2,150.49	1,313.85	0.00	4,328.45
615 FIELD TRIPS	-3,373.17	0.00	342.87	0.00	-3,716.04
619 World Language	102.48	0.00	0.00	0.00	102.48
620 TEACHER PTO	0.00	0.00	0.00	0.00	0.00
625 TEACHER FUND	0.00	0.00	0.00	0.00	0.00
630 R.E.A.D.	0.00	0.00	0.00	0.00	0.00
E ADMINISTRATIVE CUSTODIAL ACCT Totals:	221.12	2,150.49	1,656.72	0.00	714.89
F DISTRICT CUSTODIAL ACCT.					
700 REIMBURSEMENT	0.00	0.00	0.00	0.00	0.00
720 CONVENTION	0.00	0.00	0.00	0.00	0.00
F DISTRICT CUSTODIAL ACCT. Totals:	0.00	0.00	0.00	0.00	0.00
Q Extra Curricular Activities					
1000 Kindergarten field trips	995.70	0.00	0.00	0.00	995.70
1010 1st Grade Field Trips	1,157.65	0.00	0.00	0.00	1,157.65
1020 2nd Grade Field Trips	622.00	0.00	0.00	0.00	622.00
1030 3rd Grade Field Trips	237.51	0.00	0.00	0.00	237.51
1040 4th Grade Field Trips	747.00	0.00	0.00	0.00	747.00
1050 5th Grade Field Trips	138.80	134.00	0.00	0.00	272.80
1060 Spanish Class	0.00	0.00	0.00	0.00	0.00
Q Extra Curricular Activities Totals:	3,898.66	134.00	0.00	0.00	4,032.66
R Other Activities					
2000 Leadership Academy	0.00	0.00	0.00	0.00	0.00
2010 Saturday Recreation	0.00	0.00	0.00	0.00	0.00
R Other Activities Totals:	0.00	0.00	0.00	0.00	0.00
Report Totals:	41,150.52	6,253.91	2,968.16	0.00	44,436.27

Cynthia Allen
 secretary
 Eric Chausse
 Principal

Current Cash Balance Report

Date: 02/01/2011 thru 02/28/2011

Group ID and Activity Number

Activity Number and Name	Beginning Cash	Receipts	Disbursements	Adjustments	Cash Balance
A ACTIVITY GENERAL FUND					
100 Vending	170.90	97.15	0.00	0.00	268.05
110 General Fund	4,640.96	1,820.00	1,656.82	0.00	4,804.14
115 Interest Earned Checking	103.96	4.81	0.00	0.00	108.77
A ACTIVITY GENERAL FUND Totals:	4,915.82	1,921.96	1,656.82	0.00	5,180.96
D CLUBS AND ORGANIZATIONS					
501 Student Council	749.92	224.95	0.00	0.00	974.87
515	0.00	0.00	0.00	0.00	0.00
520 yearbook	542.00	0.00	0.00	0.00	542.00
525 Landscaping	0.00	0.00	0.00	0.00	0.00
530 Ackerman Readers	387.89	0.00	32.33	0.00	355.56
535 Choir	0.00	0.00	0.00	0.00	0.00
540 Field Day	819.14	0.00	0.00	0.00	819.14
D CLUBS AND ORGANIZATIONS Totals:	2,498.95	224.95	32.33	0.00	2,691.57
E ADMINISTRATIVE CUSTODIAL ACCT					
601 Social	0.00	0.00	0.00	0.00	0.00
602 Pay Bac	635.18	75.00	266.08	0.00	444.10
605 Kids United	0.00	0.00	0.00	0.00	0.00
610 Library	4,960.74	2,864.85	1,597.12	0.00	6,228.47
615 Field Trip	1,215.36	0.00	445.00	0.00	770.36
620 Art K-5	6,084.62	0.00	25.30	0.00	6,059.32
625 Birthday Book Club	337.04	0.00	0.00	0.00	337.04
630 Fundraiser	622.56	0.00	0.00	0.00	622.56
635 Teacher Grant Money	1,660.77	0.00	241.48	0.00	1,419.29
E ADMINISTRATIVE CUSTODIAL ACCT Totals:	15,516.27	2,939.85	2,574.98	0.00	15,881.14
F DISTRICT CUSTODIAL					
720 CONVENTION	0.00	0.00	0.00	0.00	0.00
F DISTRICT CUSTODIAL Totals:	0.00	0.00	0.00	0.00	0.00
Q FEE FUND					
0	0.00	0.00	0.00	0.00	0.00
1000 Field Trips	0.00	0.00	0.00	0.00	0.00
1001 Kdg. Field Trips	293.00	518.50	0.00	0.00	811.50
1010 First Grade Field Trip	0.00	0.00	0.00	0.00	0.00
1020 Second Grade Field Trip	0.00	0.00	0.00	0.00	0.00
1030 Third Grade Field Trip	733.55	0.00	0.00	0.00	733.55
1040 Fourth Grade Field Trip	0.00	0.00	0.00	0.00	0.00
1050 Fifth Grade Field Trip	0.00	136.00	0.00	0.00	136.00
Q FEE FUND Totals:	1,026.55	654.50	0.00	0.00	1,681.05
Report Totals:	23,957.59	5,741.26	4,264.13	0.00	25,434.72



Current Cash Balance Report

Date: 02/01/2011 thru 02/28/2011

Group ID and Activity Number

Activity Number and Name	Beginning Cash	Receipts	Disbursements	Adjustments	Cash Balance
A ACTIVITY GENERAL FUND					
100 VENDING	224.11	17.30	0.00	0.00	241.41
110 GENERAL FUND	19,267.58	1,012.50	50.00	0.00	20,230.08
120 INTEREST AND FEES	0.00	0.00	0.00	0.00	0.00
A ACTIVITY GENERAL FUND Totals:	19,491.69	1,029.80	50.00	0.00	20,471.49
D CLUBS AND ORGANIZATIONS					
501 STUDENT COUNCIL	72.49	0.00	0.00	0.00	72.49
D CLUBS AND ORGANIZATIONS Totals:	72.49	0.00	0.00	0.00	72.49
E ADMINISTRATIVE CUSTODIAL ACCT					
601 SOCIAL COMMITTEE	0.00	0.00	0.00	0.00	0.00
602 NOT IN USE	0.00	0.00	0.00	0.00	0.00
610 LIBRARY	141.10	11.99	0.00	0.00	153.09
615 FIELD TRIPS	-1,651.87	0.00	262.50	0.00	-1,914.37
620 BOOKFAIRS	0.00	0.00	0.00	0.00	0.00
630 BIRTHDAY BOOK CLUB	84.84	5.00	0.00	0.00	89.84
640 PLAYGROUND EQUIPMENT	0.00	0.00	0.00	0.00	0.00
E ADMINISTRATIVE CUSTODIAL ACCT Totals:	-1,425.93	16.99	262.50	0.00	-1,671.44
F DISTRICT CUSTODIAL					
700 REIMBURSEMENT	0.00	0.00	0.00	0.00	0.00
720 CONVENTION	0.00	0.00	0.00	0.00	0.00
F DISTRICT CUSTODIAL Totals:	0.00	0.00	0.00	0.00	0.00
Q Fee Fund					
1000 Kindergarten field trip	0.00	0.00	0.00	0.00	0.00
1010 1st grade field trips	1,109.09	0.00	0.00	0.00	1,109.09
1020 2nd grade field trips	327.50	0.00	0.00	0.00	327.50
1030 3rd grade field trips	264.00	0.00	0.00	0.00	264.00
1040 4th grade field trips	0.00	0.00	0.00	0.00	0.00
1050 5th grade field trips	0.00	0.00	0.00	0.00	0.00
Q Fee Fund Totals:	1,700.59	0.00	0.00	0.00	1,700.59
Report Totals:	19,838.84	1,046.79	312.50	0.00	20,573.13

ALDRICH ELEMENTARY
 FEBRUARY RECONCILIATION
 03/07/11

Lori Lirette

 LORI LIRETTE
 SECRETARY

Susie Melliger

 SUSIE MELLIGER
 PRINCIPAL

Current Cash Balance Report

18


Arranged by:

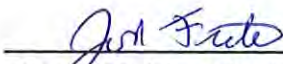
Group ID and Activity Number

ALL Data

Date: 02/01/2011 thru 02/28/2011

Activity Number and Name	Beginning Cash	Receipts	Disbursements	Adjustments	Cash Balance
A ACTIVITY GENERAL FUND					
100 GENERAL	7,807.33	0.00	0.00	0.00	7,807.33
110 VENDING	83.78	0.00	0.00	0.00	83.78
125 Interest Earned	59.32	10.34	0.00	0.00	69.66
A ACTIVITY GENERAL FUND Totals:	<u>7,950.43</u>	<u>10.34</u>	<u>0.00</u>	<u>0.00</u>	<u>7,960.77</u>
C SCHOOL CUSTODIAL ACCT.					
101 Reading connections	50.65	0.00	0.00	0.00	50.65
300 ART SUPPLIES	10,274.40	0.00	5,025.25	0.00	5,249.15
400 Technology	72.10	0.00	0.00	0.00	72.10
401 "Read a thon" for Winnebago	0.00	0.00	0.00	0.00	0.00
410 VIP	23,393.48	0.00	200.86	0.00	23,192.62
411 VIP Hospitality	1,953.43	0.00	0.00	0.00	1,953.43
C SCHOOL CUSTODIAL ACCT. Totals:	<u>35,744.06</u>	<u>0.00</u>	<u>5,226.11</u>	<u>0.00</u>	<u>30,517.95</u>
D CLUBS AND ORGANIZATIONS					
113 Fun and Field Day	1,272.84	0.00	57.99	0.00	1,214.85
501 STUDENT COUNCIL	563.45	510.50	225.76	0.00	848.19
605 School Clubs	1,395.21	0.00	0.00	0.00	1,395.21
607 Choir /T shirts	342.50	0.00	0.00	0.00	342.50
D CLUBS AND ORGANIZATIONS Totals:	<u>3,574.00</u>	<u>510.50</u>	<u>283.75</u>	<u>0.00</u>	<u>3,800.75</u>
E ADMINISTRATIVE CUSTODIAL					
602 HOSPITALITY	0.00	0.00	0.00	0.00	0.00
610 MEDIA	4,927.27	0.00	0.00	0.00	4,927.27
611 Birthday Book club	3,085.18	0.00	0.00	0.00	3,085.18
615 FIELD TRIPS	-2,091.30	0.00	0.00	0.00	-2,091.30
725 Fundraising	1,333.46	0.00	0.00	0.00	1,333.46
735 FAMILIES IN NEED	447.00	0.00	0.00	0.00	447.00
750 OPERATION SCHOOL BELL	0.00	0.00	0.00	0.00	0.00
E ADMINISTRATIVE CUSTODIAL Totals:	<u>7,701.61</u>	<u>0.00</u>	<u>0.00</u>	<u>0.00</u>	<u>7,701.61</u>
Q Fee Fund Account					
1001 Kdg. Field Trip	453.50	0.00	0.00	0.00	453.50
1101 First Grade Field Trip	282.30	0.00	0.00	0.00	282.30
1201 Second Grade Field Trp	276.20	0.00	0.00	0.00	276.20
1202 Choir Shirts	0.00	0.00	0.00	0.00	0.00
1301 Third Grade Field Trip	235.29	0.00	0.00	0.00	235.29
1401 Fourth Grade Field Trip	0.00	0.00	0.00	0.00	0.00
1501 Fifth Grade Field Trip	0.00	0.00	0.00	0.00	0.00
Q Fee Fund Account Totals:	<u>1,247.29</u>	<u>0.00</u>	<u>0.00</u>	<u>0.00</u>	<u>1,247.29</u>
U Do Not Use					
606 DO NOT USE	0.00	0.00	0.00	0.00	0.00
1700 DO NOT USE	0.00	0.00	0.00	0.00	0.00
U Do Not Use Totals:	<u>0.00</u>	<u>0.00</u>	<u>0.00</u>	<u>0.00</u>	<u>0.00</u>
Report Totals:	<u>56,217.39</u>	<u>520.84</u>	<u>5,509.86</u>	<u>0.00</u>	<u>51,228.37</u>


 Linda K. Mohlman, DSAC
 Executive Secretary


 Josh Fields, Black Elk Elementary
 Principal

Current Cash Balance Report

19

Arranged by:

Group ID and Activity Number

ALL Data

Date: 02/01/2011 thru 02/28/2011

Activity Number and Name	Beginning Cash	Receipts	Disbursements	Adjustments	Cash Balance
A ACTIVITY GENERAL FUND					
100 VENDING/ADULT	356.46	122.40	0.00	0.00	478.86
105 VENDING/STUDENT	478.39	64.00	0.00	0.00	542.39
110 GENERAL FUND	5,407.39	1,715.00	23.78	0.00	7,098.61
115 BUILDING FUNDRAISER	582.84	0.00	0.00	0.00	582.84
200 CHECKING INTEREST	10.94	2.58	0.00	0.00	13.52
A ACTIVITY GENERAL FUND Totals:	6,836.02	1,903.98	23.78	0.00	8,716.22
D CLUBS AND ORGANIZATIONS					
501 STUDENT COUNCIL	883.90	467.95	0.00	0.00	1,351.85
550 ART CLUB	-9.16	0.00	0.00	0.00	-9.16
560 DRAMA CLUB	-225.07	0.00	0.00	0.00	-225.07
D CLUBS AND ORGANIZATIONS Totals:	649.67	467.95	0.00	0.00	1,117.62
E ADMINISTRATIVE CUSTODIAL ACCT					
601 SITE BASE	0.00	0.00	0.00	0.00	0.00
602 HOSPITALITY	0.00	0.00	0.00	0.00	0.00
605 EARLY CHILDHOOD	0.00	0.00	0.00	0.00	0.00
606 MAGAZINES	0.00	0.00	0.00	0.00	0.00
610 MEDIA CENTER	3,826.85	1,833.73	780.07	0.00	4,880.51
615 FIELD TRIPS	-1,946.91	1,529.55	0.00	0.00	-417.36
E ADMINISTRATIVE CUSTODIAL ACCT Totals:	1,879.94	3,363.28	780.07	0.00	4,463.15
F DISTRICT CUSTODIAL					
700 NOT IN USE	0.00	0.00	0.00	0.00	0.00
720 NOT IN USE	0.00	0.00	0.00	0.00	0.00
F DISTRICT CUSTODIAL Totals:	0.00	0.00	0.00	0.00	0.00
Q EXTRA CURRICULAR ACTIVITIES					
1000 KINDERGARTEN FIELD TRIPS	452.54	0.00	0.00	0.00	452.54
1010 FIRST GRADE FIELD TRIPS	390.00	0.00	0.00	0.00	390.00
1020 SECOND GRADE FIELD TRIPS	0.00	0.00	0.00	0.00	0.00
1030 THIRD GRADE FIELD TRIPS	351.00	270.00	0.00	0.00	621.00
1040 FOURTH GRADE FIELD TRIPS	466.50	0.00	0.00	0.00	466.50
1050 FIFTH GRADE FIELD TRIPS	389.35	0.00	0.00	0.00	389.35
Q EXTRA CURRICULAR ACTIVITIES Totals:	2,049.39	270.00	0.00	0.00	2,319.39
R CLUBS					
2000 ART CLUB	0.00	445.00	0.00	0.00	445.00
2005 DRAMA CLUB	140.00	0.00	0.00	0.00	140.00
R CLUBS Totals:	140.00	445.00	0.00	0.00	585.00
Report Totals:	11,555.02	6,450.21	803.85	0.00	17,201.38



Linda K. Mohlman, DSAC
Executive Secretary



Brad Sullivan, Bryan
Principal

Current Cash Balance Report

20

Arranged by:

ALL Data

Date: 02/01/2011 thru 02/28/2011

Group ID and Activity Number

Activity Number and Name	Beginning Cash	Receipts	Disbursements	Adjustments	Cash Balance
A ACTIVITY GENERAL FUND					
100 VENDING	-43.46	0.00	0.00	0.00	-43.46
110 GENERAL	11,894.23	1,583.85	953.60	0.00	12,524.48
120 Paybac/Local Merchants	3,288.07	61.20	0.00	0.00	3,349.27
130 HOSPITALITY	0.00	0.00	0.00	0.00	0.00
140 INTEREST EARNED CHECKING	22.87	4.59	0.00	0.00	27.46
150 ART	0.00	0.00	0.00	0.00	0.00
A ACTIVITY GENERAL FUND Totals:	<u>15,161.71</u>	<u>1,649.64</u>	<u>953.60</u>	<u>0.00</u>	<u>15,857.75</u>
D CLUBS AND ORGANIZATIONS					
501 STUDENT COUNCIL	1,344.78	0.00	0.00	0.00	1,344.78
502 DRUG FREE CLUB	77.23	0.00	0.00	0.00	77.23
D CLUBS AND ORGANIZATIONS Totals:	<u>1,422.01</u>	<u>0.00</u>	<u>0.00</u>	<u>0.00</u>	<u>1,422.01</u>
E ADMINISTRATIVE CUSTODIAL ACCT					
601 FIELD TRIPS	-469.14	0.00	503.34	0.00	-972.48
605 TECHNOLOGY	0.00	0.00	0.00	0.00	0.00
610 LIBRARY	5,848.75	73.79	20.00	0.00	5,902.54
615 Do Not Use	0.00	0.00	0.00	0.00	0.00
625 BOWLING	14.95	0.00	0.00	0.00	14.95
E ADMINISTRATIVE CUSTODIAL ACCT Totals:	<u>5,394.56</u>	<u>73.79</u>	<u>523.34</u>	<u>0.00</u>	<u>4,945.01</u>
F DISTRICT CUSTODIAL					
720 CONVENTION	0.00	0.00	0.00	0.00	0.00
F DISTRICT CUSTODIAL Totals:	<u>0.00</u>	<u>0.00</u>	<u>0.00</u>	<u>0.00</u>	<u>0.00</u>
Q EXTRA -CURRICULAR ACTIVITIES					
1000 KINDERGARTEN FIELD TRIPS	372.00	0.00	0.00	0.00	372.00
1010 1ST GRADE FIELD TRIPS	562.00	0.00	0.00	0.00	562.00
1020 2ND GRADE FIELD TRIPS	318.00	0.00	0.00	0.00	318.00
1030 3RD GRADE FIELD TRIPS	82.00	0.00	0.00	0.00	82.00
1040 4TH GRADE FIELD TRIPS	555.00	0.00	0.00	0.00	555.00
1050 5TH GRADE FIELD TRIPS	276.00	260.00	0.00	0.00	536.00
Q EXTRA -CURRICULAR ACTIVITIES Totals:	<u>2,165.00</u>	<u>260.00</u>	<u>0.00</u>	<u>0.00</u>	<u>2,425.00</u>
R CLUBS					
2000 CLUBS (MISC)	0.00	0.00	0.00	0.00	0.00
2010 STUDENT COUNCIL	0.00	0.00	0.00	0.00	0.00
R CLUBS Totals:	<u>0.00</u>	<u>0.00</u>	<u>0.00</u>	<u>0.00</u>	<u>0.00</u>
Z INACTIVE					
1010 DO NOT USE	0.00	0.00	0.00	0.00	0.00
1010 DO NOT USE	0.00	0.00	0.00	0.00	0.00
Z INACTIVE Totals:	<u>0.00</u>	<u>0.00</u>	<u>0.00</u>	<u>0.00</u>	<u>0.00</u>
Report Totals:	<u>24,143.28</u>	<u>1,983.43</u>	<u>1,476.94</u>	<u>0.00</u>	<u>24,649.77</u>

Paula P

Ch Peterson 3-9-11

Current Cash Balance Report

21

Arranged by:

Group ID and Activity Number

ALL Data

Date: 02/01/2011 thru 02/28/2011

Activity Number and Name	Beginning Cash	Receipts	Disbursements	Adjustments	Cash Balance
A ACTIVITY GENERAL FUND					
100 VENDING	137.52	72.00	0.00	0.00	209.52
110 GENERAL	3,535.84	820.00	527.09	0.00	3,828.75
120 TECHNOLOGY FUND	606.57	0.00	0.00	0.00	606.57
130 COFFEE	25.09	0.00	9.38	0.00	15.71
135 LOUNGE WATER	0.00	0.00	0.00	0.00	0.00
140 SPORTS FOUNDATION	0.00	0.00	0.00	0.00	0.00
150 GARAGE SALE	0.00	0.00	0.00	0.00	0.00
160 WEEKLY READER	0.00	0.00	0.00	0.00	0.00
170 INTEREST EARNED CHECKING	41.91	2.08	0.00	0.00	43.99
180 PTA DISCRETIONARY	-338.99	600.00	79.70	0.00	181.31
190 ASSIGNMENT NOTEBOOKS	0.00	0.00	0.00	0.00	0.00
A ACTIVITY GENERAL FUND Totals:	4,007.94	1,494.08	616.17	0.00	4,885.85
D CLUBS AND ORGANIZATIONS					
501 STUDENT COUNCIL	1,551.51	0.00	200.21	0.00	1,351.30
502 CODY APPAREL	650.06	0.00	77.60	0.00	572.46
520 STUDENT CLUBS	320.22	0.00	0.00	0.00	320.22
530 LOVE AND LOGIC	0.00	0.00	0.00	0.00	0.00
D CLUBS AND ORGANIZATIONS Totals:	2,521.79	0.00	277.81	0.00	2,243.98
E ADMINISTRATIVE CUSTODIAL FUND					
600 AUTHOR	0.00	0.00	0.00	0.00	0.00
602 HOSPITALITY	613.28	0.00	137.62	0.00	475.66
610 MEDIA	2,173.82	23.95	0.00	0.00	2,197.77
611 MEDIA - DONATIONS	157.71	0.00	0.00	0.00	157.71
615 FIELD TRIP	-547.29	0.00	0.00	0.00	-547.29
620 Instrument Rental	555.00	0.00	0.00	0.00	555.00
630 STUDENT PARTY MONEY	1.75	0.00	0.00	0.00	1.75
640 SPECIAL PROJECTS FUND	28.60	0.00	0.00	0.00	28.60
E ADMINISTRATIVE CUSTODIAL FUND Totals:	2,982.87	23.95	137.62	0.00	2,869.20
F NOT IN USE					
700 NOT IN USE	0.00	0.00	0.00	0.00	0.00
720 NOT IN USE	0.00	0.00	0.00	0.00	0.00
F NOT IN USE Totals:	0.00	0.00	0.00	0.00	0.00
Q Extra-Curricular Activities					
1000 Field Trips	0.00	0.00	0.00	0.00	0.00
1005 Kindergarten Field Trips	22.00	0.00	0.00	0.00	22.00
1010 First Grade Field Trips	0.00	0.00	0.00	0.00	0.00
1020 Second Grade Field Trips	31.00	0.00	0.00	0.00	31.00
1030 Third Grade Field Trips	0.00	0.00	0.00	0.00	0.00
1040 Fourth Grade Field Trips	0.00	0.00	0.00	0.00	0.00
1050 Fifth Grade Field Trips	140.00	0.00	0.00	0.00	140.00
Q Extra-Curricular Activities Totals:	193.00	0.00	0.00	0.00	193.00
R Clubs					
2000 Clubs	0.00	0.00	0.00	0.00	0.00
2010 Choir	151.50	0.00	232.84	0.00	-81.34
2050 Student Council	0.00	0.00	0.00	0.00	0.00
R Clubs Totals:	151.50	0.00	232.84	0.00	-81.34
Report Totals:	9,857.10	1,518.03	1,264.44	0.00	10,110.69

Report Totals:

9,857.10

1,518.03

1,264.44

0.00

10,110.69

Secretary 3/9/11
Principal 3-9-11

ALL Data

Current Cash Balance Report

Date: 02/01/2011 thru 02/28/2011

Activity Number and Name	Beginning Cash	Receipts	Disbursements	Adjustments	Cash Balance
A ACTIVITY GENERAL FUND					
100 VENDING	-608.93	122.40	0.00	0.00	-486.53
110 GENERAL FUND	9,628.10	1,300.00	563.77	0.00	10,364.33
112 WESTERN BOWL	0.00	0.00	0.00	0.00	0.00
200 CANDY MACHINE VENDING	-25.30	0.00	0.00	0.00	-25.30
500 MILLARD FOUNDATION REIMB.	8,199.28	0.00	0.00	0.00	8,199.28
600 Interest earned	72.65	3.76	0.00	0.00	76.41
A ACTIVITY GENERAL FUND Totals:	17,265.80	1,426.16	563.77	0.00	18,128.19
D CLUBS AND ORGANIZATIONS					
501 STUDENT COUNCIL	1,677.52	525.49	375.64	0.00	1,827.37
D CLUBS AND ORGANIZATIONS Totals:	1,677.52	525.49	375.64	0.00	1,827.37
E ADMINISTRATIVE CUSTODIAL ACCT					
601 SITE BASE	0.00	0.00	0.00	0.00	0.00
602 HOSPITALITY	0.00	0.00	0.00	0.00	0.00
605 READ	0.00	0.00	0.00	0.00	0.00
610 LIBRARY	704.16	1,746.29	1,387.89	0.00	1,062.56
615 FIELD TRIPS	-1,304.41	0.00	217.50	0.00	-1,521.91
620 PTO FOR TEACHERS	191.00	0.00	0.00	0.00	191.00
630 VOLUNTEER	0.00	0.00	0.00	0.00	0.00
635 KITCHEN	0.00	0.00	0.00	0.00	0.00
640 DRUG AWARENESS	0.00	0.00	0.00	0.00	0.00
645 ART	0.00	0.00	0.00	0.00	0.00
650 GRANT MONEY	0.00	0.00	0.00	0.00	0.00
E ADMINISTRATIVE CUSTODIAL ACCT Totals:	-409.25	1,746.29	1,605.39	0.00	-268.35
F DISTRICT CUSTODIAL					
700 REINBURSEMENTS	0.00	0.00	0.00	0.00	0.00
720 CONVENTION	0.00	0.00	0.00	0.00	0.00
F DISTRICT CUSTODIAL Totals:	0.00	0.00	0.00	0.00	0.00
Q FEE FUNDED ACCTS					
1000 KINDERGARTEN FIELD TRIPS	0.00	0.00	0.00	0.00	0.00
1010 1ST GRADE FIELD TRIPS	0.00	178.25	0.00	0.00	178.25
1020 2ND GRADE FIELD TRIPS	0.00	0.00	0.00	0.00	0.00
1030 3RD GRADE FIELD TRIPS	0.00	0.00	0.00	0.00	0.00
1040 4TH GRADE FIELD TRIPS	0.00	0.00	0.00	0.00	0.00
1050 5TH GRADE FIELD TRIPS	0.00	0.00	0.00	0.00	0.00
Q FEE FUNDED ACCTS Totals:	0.00	178.25	0.00	0.00	178.25
Report Totals:	18,534.07	3,876.19	2,544.80	0.00	19,865.46

Current Cash Balance Report

ALL Data

Arranged by:

Date: 02/01/2011 thru 02/28/2011

Group ID and Activity Number

Activity Number and Name	Beginning Cash	Receipts	Disbursements	Adjustments	Cash Balance
A ACTIVITY GENERAL FUND					
100 VENDING	432.14	166.82	0.00	0.00	598.96
110 GENERAL FUND	4,893.11	845.00	39.00	0.00	5,699.11
200 INTEREST EARNED CHECKING	1,145.25	1.65	0.00	0.00	1,146.90
A ACTIVITY GENERAL FUND Totals:	<u>6,470.50</u>	<u>1,013.47</u>	<u>39.00</u>	<u>0.00</u>	<u>7,444.97</u>
D CLUBS AND ORGANIZATIONS					
501 STUDENT COUNCIL	531.38	46.50	0.00	0.00	577.88
D CLUBS AND ORGANIZATIONS Totals:	<u>531.38</u>	<u>46.50</u>	<u>0.00</u>	<u>0.00</u>	<u>577.88</u>
E ADMINISTRATIVE CUSTODIAL ACCT					
602 HOSPITALITY	0.00	0.00	0.00	0.00	0.00
610 LIBRARY	1,218.15	0.00	0.00	0.00	1,218.15
612 PE	552.66	0.00	0.00	0.00	552.66
615 FIELD TRIPS	-689.88	0.00	0.00	0.00	-689.88
620 FIELD TRIPS/PTO FUND	-619.19	0.00	0.00	0.00	-619.19
E ADMINISTRATIVE CUSTODIAL ACCT Totals:	<u>461.74</u>	<u>0.00</u>	<u>0.00</u>	<u>0.00</u>	<u>461.74</u>
F DISTRICT CUSTODIAL					
700 REIMBURSEMENT	0.00	0.00	0.00	0.00	0.00
720 CONVENTION	0.00	0.00	0.00	0.00	0.00
F DISTRICT CUSTODIAL Totals:	<u>0.00</u>	<u>0.00</u>	<u>0.00</u>	<u>0.00</u>	<u>0.00</u>
Q FIELD TRIP FEES					
1010 Kindergarten Field Trips	370.00	0.00	0.00	0.00	370.00
1011 First Grade Field Trips	132.00	0.00	0.00	0.00	132.00
1012 Second Grade Field Trips	0.00	0.00	0.00	0.00	0.00
1013 Third Grade Field Trips	181.50	0.00	0.00	0.00	181.50
1014 Fourth Grade Field Trips	0.00	0.00	0.00	0.00	0.00
1015 Fifth Grade Field Trips	0.00	0.00	0.00	0.00	0.00
1016 K-5 SPED Field Trips	0.00	0.00	0.00	0.00	0.00
Q FIELD TRIP FEES Totals:	<u>683.50</u>	<u>0.00</u>	<u>0.00</u>	<u>0.00</u>	<u>683.50</u>
Report Totals:	<u>8,147.12</u>	<u>1,059.97</u>	<u>39.00</u>	<u>0.00</u>	<u>9,168.09</u>

Reesa Laprentz 3/23/11
Bethy Case-Magana 3/23/11

Current Cash Balance Report

ALL Data

Date: 02/01/2011 thru 02/28/2011

Arranged by:
Group ID and Activity Number

Activity Number and Name	Beginning Cash	Receipts	Disbursements	Adjustments	Cash Balance
A ACTIVITY GENERAL FUND					
100 VENDING	-443.05	129.60	0.00	0.00	-313.45
110 GENERAL FUND	7,649.39	2,698.37	1,465.46	0.00	8,882.30
120 Interest on checking	15.40	2.26	0.00	0.00	17.66
A ACTIVITY GENERAL FUND Totals:	7,221.74	2,830.23	1,465.46	0.00	8,586.51
D CLUBS AND ORGANIZATIONS					
501 40 Developmental Assets	481.50	267.00	26.00	0.00	722.50
510 Art Projects	0.00	0.00	0.00	0.00	0.00
520 Spirit Wear	1,084.75	0.00	0.00	0.00	1,084.75
550 Pencils	231.25	77.50	0.00	0.00	308.75
590 One Book, One School	-1,473.50	532.00	710.30	0.00	-1,651.80
655 Landscaping	0.00	0.00	0.00	0.00	0.00
690 Family Dinner & Game Night	0.00	0.00	0.00	0.00	0.00
D CLUBS AND ORGANIZATIONS Totals:	324.00	876.50	736.30	0.00	464.20
E ADMINISTRATIVE CUSTODIAL ACCT					
602 ooooo	0.00	0.00	-40.00	0.00	40.00
606 Assignment Notebooks	774.00	0.00	0.00	0.00	774.00
610 LIBRARY	1,687.32	2,316.22	513.97	0.00	3,489.57
615 FIELD TRIPS	-2,866.00	0.00	301.50	0.00	-3,167.50
620 PTO	0.00	0.00	0.00	0.00	0.00
625 MUSIC DEPT.	0.00	0.00	0.00	0.00	0.00
630 PICTURES	845.00	0.00	0.00	0.00	845.00
E ADMINISTRATIVE CUSTODIAL ACCT Totals:	440.32	2,316.22	775.47	0.00	1,981.07
Q					
1000 Kindergarten field trips	796.50	0.00	0.00	0.00	796.50
1010 1st grade field trips	421.00	0.00	0.00	0.00	421.00
1020 2nd grade field trips	154.75	0.00	0.00	0.00	154.75
1030 3rd grade field trip	0.00	0.00	0.00	0.00	0.00
1040 4th grade field trips	801.25	0.00	0.00	0.00	801.25
1050 5th grade field trips	788.25	0.00	0.00	0.00	788.25
1060 Sped field trips	0.00	0.00	0.00	0.00	0.00
Q Totals:	2,961.75	0.00	0.00	0.00	2,961.75
R					
2020 Echoes	0.00	0.00	0.00	0.00	0.00
R Totals:	0.00	0.00	0.00	0.00	0.00
Report Totals:	10,947.81	6,022.95	2,977.23	0.00	13,993.53

Current Cash Balance Report

ALL Data

Arranged by:

Date: 02/01/2011 thru 02/28/2011

Group ID and Activity Number

Activity Number and Name	Beginning Cash	Receipts	Disbursements	Adjustments	Cash Balance
A ACTIVITY GENERAL FUND					
100 VENDING	-76.93	21.05	0.00	0.00	-55.88
110 GENERAL FUND	8,000.14	1,149.00	618.97	0.00	8,530.17
115 Interest Earned Checking	39.00	1.94	0.00	0.00	40.94
A ACTIVITY GENERAL FUND Totals:	7,962.21	1,171.99	618.97	0.00	8,515.23
D CLUBS AND ORGANIZATIONS					
510 STUDENT COUNCIL	277.94	483.87	527.74	0.00	234.07
1060 Choir/Strings/Band	0.00	0.00	0.00	0.00	0.00
1070 HAL	0.00	0.00	0.00	0.00	0.00
D CLUBS AND ORGANIZATIONS Totals:	277.94	483.87	527.74	0.00	234.07
E ADMINISTRATIVE CUSTODIAL ACCT					
606 MAGAZINES	0.00	0.00	0.00	0.00	0.00
610 LIBRARY	250.91	73.84	73.40	0.00	251.35
615 FIELD TRIPS	-333.71	0.00	156.00	0.00	-489.71
620 HOSPITALITY FUND	0.00	0.00	0.00	0.00	0.00
630 FUND RAISER	788.10	1,986.00	2,470.51	0.00	303.59
635 SAFETY PATROL	0.00	0.00	0.00	0.00	0.00
640 ART	381.13	943.15	1,095.00	0.00	229.28
650 5th Grade Art	0.00	0.00	0.00	0.00	0.00
E ADMINISTRATIVE CUSTODIAL ACCT Totals:	1,086.43	3,002.99	3,794.91	0.00	294.51
F DISTRICT CUSTODIAL					
710 RUSWICK GRANT	0.00	0.00	0.00	0.00	0.00
720 CONVENTION	0.00	0.00	0.00	0.00	0.00
F DISTRICT CUSTODIAL Totals:	0.00	0.00	0.00	0.00	0.00
Q Fee Fund					
1000 Kindergarten Field Trips	347.00	0.00	0.00	0.00	347.00
1010 First Grade Field Trips	0.00	0.00	0.00	0.00	0.00
1020 Second Grade Field Trips	234.00	0.00	0.00	0.00	234.00
1030 Third Grade Field Trips	132.00	0.00	0.00	0.00	132.00
1040 Fourth Grade Field Trips	90.00	0.00	0.00	0.00	90.00
1050 Fifth Grade Field Trips	241.00	0.00	0.00	0.00	241.00
Q Fee Fund Totals:	1,044.00	0.00	0.00	0.00	1,044.00
Report Totals:	10,370.58	4,658.85	4,941.62	0.00	10,087.81

Roberta Deemer

3-11-11

Cheryl Grace

3-11-11


ALL Data

Current Cash Balance Report

Date: 02/01/2011 thru 02/28/2011

Activity Number and Name	Beginning Cash	Receipts	Disbursements	Adjustments	Cash Balance
A ACTIVITY GENERAL FUND					
100 Vending	593.74	110.90	0.00	0.00	704.64
110 General	15,632.90	975.00	96.81	0.00	16,511.09
112 Bank Charges and Interest	25.07	4.66	0.00	0.00	29.73
615 DO NOT USE	0.00	0.00	0.00	0.00	0.00
A ACTIVITY GENERAL FUND Totals:	16,251.71	1,090.56	96.81	0.00	17,245.46
D CLUBS AND ORGANIZATIONS					
501 Student Council	438.89	0.00	0.00	0.00	438.89
502 DO NOT USE	0.00	0.00	0.00	0.00	0.00
611 Hitchcock Clothing	74.62	0.00	0.00	0.00	74.62
616 CREATIVE CUBS	20.74	0.00	0.00	0.00	20.74
2001 DO NOT USE	0.00	0.00	0.00	0.00	0.00
D CLUBS AND ORGANIZATIONS Totals:	534.25	0.00	0.00	0.00	534.25
E ADMINISTRATIVE CUSTODIAL ACCT					
601 Site Base	0.00	0.00	0.00	0.00	0.00
602 Landscaping	37.00	0.00	0.00	0.00	37.00
603 Field Trip	-227.78	0.00	111.00	0.00	-338.78
604 Classroom Supplies	16.00	0.00	0.00	0.00	16.00
605 READ	1,812.00	0.00	0.00	0.00	1,812.00
606 Classroom Magazines	0.00	0.00	0.00	0.00	0.00
607 NOT USED	0.00	0.00	0.00	0.00	0.00
608 Drug Awareness-N/A	0.00	0.00	0.00	0.00	0.00
609 Playground Equipment	0.00	0.00	0.00	0.00	0.00
610 Library	56.97	823.25	808.72	0.00	71.50
612 HOSPITALITY	32.50	0.00	0.00	0.00	32.50
613 Art Fund	4,500.95	0.00	0.00	0.00	4,500.95
614 Hitchcock Mini Classes	0.00	0.00	0.00	0.00	0.00
650 Fundraiser	180.00	0.00	0.00	0.00	180.00
E ADMINISTRATIVE CUSTODIAL ACCT Totals:	6,407.64	823.25	919.72	0.00	6,311.17
F DISTRICT CUSTODIAL					
620 NOT USED	0.00	0.00	0.00	0.00	0.00
F DISTRICT CUSTODIAL Totals:	0.00	0.00	0.00	0.00	0.00
Q Extra Curricular Activities					
1000 Kindergarten field trips	0.00	0.00	0.00	0.00	0.00
1010 1st grade field trips	0.00	181.50	0.00	0.00	181.50
1020 2nd grade field trips	218.00	0.00	0.00	0.00	218.00
1030 3rd grade field trips	0.00	0.00	0.00	0.00	0.00
1040 4th grade field trips	0.00	0.00	0.00	0.00	0.00
1050 5th grade field trips	0.00	0.00	0.00	0.00	0.00
1060 SPED Field Trips	0.00	0.00	0.00	0.00	0.00
1070 Physical Education	0.00	0.00	0.00	0.00	0.00
Q Extra Curricular Activities Totals:	218.00	181.50	0.00	0.00	399.50
R Clubs					
2000 Art Club	0.00	0.00	0.00	0.00	0.00
R Clubs Totals:	0.00	0.00	0.00	0.00	0.00
Report Totals:	23,411.60	2,095.31	1,016.53	0.00	24,490.38


 Linda K. Mohlman, DSAC
 Executive Secretary


 Mandy Johnson, Hitchcock
 Principal

Current Cash Balance Report


Date: 02/01/2011 thru 02/28/2011

Group ID and Activity Number

Activity Number and Name	Beginning Cash	Receipts	Disbursements	Adjustments	Cash Balance
A ACTIVITY GENERAL FUND					
100 VENDING	1,135.27	101.62	252.28	0.00	984.61
110 GENERAL FUND	15,450.75	960.00	596.38	0.00	15,814.37
200 INTEREST EARNED CHECKING	24.07	4.74	0.00	0.00	28.81
A ACTIVITY GENERAL FUND Totals:	16,610.09	1,066.36	848.66	0.00	16,827.79
D CLUBS AND ORGANIZATIONS					
501 STUDENT COUNCIL	2,594.51	0.00	0.00	0.00	2,594.51
D CLUBS AND ORGANIZATIONS Totals:	2,594.51	0.00	0.00	0.00	2,594.51
E ADMINISTRATIVE CUSTODIAL ACCT					
601 PTA/TEACHER	0.00	0.00	0.00	0.00	0.00
610 LIBRARY	3,604.16	14.99	0.00	0.00	3,619.15
615 FIELD TRIPS	-194.06	0.00	0.00	0.00	-194.06
620 PAYBAC	430.11	4.06	0.00	0.00	434.17
E ADMINISTRATIVE CUSTODIAL ACCT Totals:	3,840.21	19.05	0.00	0.00	3,859.26
F DISTRICT CUSTODIAL					
700 REIMBURSEMENT	0.00	0.00	0.00	0.00	0.00
720 CONVENTION FUND	0.00	0.00	0.00	0.00	0.00
F DISTRICT CUSTODIAL Totals:	0.00	0.00	0.00	0.00	0.00
Q EXTRA-CURRICULAR ACTIVITIES					
1000 KINDERGARTEN	126.00	0.00	0.00	0.00	126.00
1010 FIRST GRADE	356.60	0.00	0.00	0.00	356.60
1020 SECOND GRADE	0.00	0.00	0.00	0.00	0.00
1030 THIRD GRADE	128.50	0.00	0.00	0.00	128.50
1040 FOURTH GRADE	330.00	0.00	0.00	0.00	330.00
1050 FIFTH GRADE	0.00	0.00	0.00	0.00	0.00
Q EXTRA-CURRICULAR ACTIVITIES Totals:	941.10	0.00	0.00	0.00	941.10
Report Totals:	23,985.91	1,085.41	848.66	0.00	24,222.66

SUBMITTED BY: Mary Bobka

POSITION: Secretary

APPROVED: 

Current Cash Balance Report

28

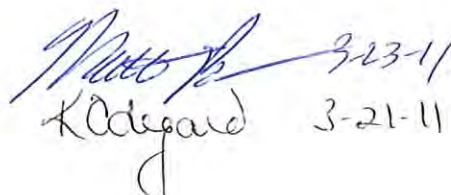
ALL Data

Arranged by:

Date: 02/01/2011 thru 02/28/2011

Group ID and Activity Number

Activity Number and Name	Beginning Cash	Receipts	Disbursements	Adjustments	Cash Balance
A ACTIVITY GENERAL FUND					
100 VENDING	125.36	0.00	0.00	0.00	125.36
110 GENERAL	9,388.57	4,211.11	681.12	0.00	12,918.56
120 RETIREMENT	0.00	0.00	0.00	0.00	0.00
125 INTEREST EARNED	366.57	3.96	0.00	0.00	370.53
A ACTIVITY GENERAL FUND Totals:	<u>9,880.50</u>	<u>4,215.07</u>	<u>681.12</u>	<u>0.00</u>	<u>13,414.45</u>
C CLUBS AND ORGANIZATIONS					
501 ST. COUNCIL	950.65	0.00	0.00	0.00	950.65
503 SAFE CLUB	1.84	0.00	0.00	0.00	1.84
C CLUBS AND ORGANIZATIONS Totals:	<u>952.49</u>	<u>0.00</u>	<u>0.00</u>	<u>0.00</u>	<u>952.49</u>
E ADMINISTRATIVE CUSTODIAL ACCT					
602 HOSPITALITY	4.82	0.00	0.00	0.00	4.82
604 ART	2,986.63	0.00	134.82	0.00	2,851.81
606 MINI CLASSES	930.11	0.00	0.00	0.00	930.11
607 PE/MUSIC	154.75	0.00	0.00	0.00	154.75
610 LIBRARY	1,662.93	1,205.82	18.99	0.00	2,849.76
615 FIELD TRIPS	-5,702.54	40.00	901.86	0.00	-6,564.40
620 MONTESSORI PRESCHOOL	0.00	0.00	0.00	0.00	0.00
625 ALL-SCHOOL PLAY	0.00	0.00	0.00	0.00	0.00
E ADMINISTRATIVE CUSTODIAL ACCT Totals:	<u>36.70</u>	<u>1,245.82</u>	<u>1,055.67</u>	<u>0.00</u>	<u>226.85</u>
Q FIELD TRIPS					
1000 KINDERGARTEN	0.00	0.00	0.00	0.00	0.00
1010 FIRST GRADE	305.00	0.00	0.00	0.00	305.00
1020 SECOND GRADE	292.50	95.00	0.00	0.00	387.50
1030 THIRD GRADE	142.50	0.00	0.00	0.00	142.50
1040 FOURTH GRADE	190.75	142.00	0.00	0.00	332.75
1050 FIFTH GRADE	552.00	0.00	0.00	0.00	552.00
1060 PREPRIMARY MONTESSORI	3,232.25	0.00	0.00	0.00	3,232.25
1070 PRIMARY MONTESSORI	931.00	0.00	0.00	0.00	931.00
1080 INTERMEDIATE MONTESSORI	702.25	1,002.50	0.00	0.00	1,704.75
1090 PRESCHOOL	0.00	0.00	0.00	0.00	0.00
Q FIELD TRIPS Totals:	<u>6,348.25</u>	<u>1,239.50</u>	<u>0.00</u>	<u>0.00</u>	<u>7,587.75</u>
R CLUBS					
2020 SWING CHOIR	0.00	0.00	0.00	0.00	0.00
R CLUBS Totals:	<u>0.00</u>	<u>0.00</u>	<u>0.00</u>	<u>0.00</u>	<u>0.00</u>
S MINI-CLASSES					
3000 MINI-CLASSES	388.14	1,170.00	0.00	0.00	1,558.14
3010 LEADERSHIP CLASSES	0.00	0.00	0.00	0.00	0.00
3020 ALL-SCHOOL PLAY	0.00	0.00	0.00	0.00	0.00
S MINI-CLASSES Totals:	<u>388.14</u>	<u>1,170.00</u>	<u>0.00</u>	<u>0.00</u>	<u>1,558.14</u>
Report Totals:	<u>17,606.08</u>	<u>7,870.39</u>	<u>1,736.79</u>	<u>0.00</u>	<u>23,739.68</u>



 [Signature] 3-23-11
 K Odegard 3-21-11

Current Cash Balance Report

Date: 02/01/2011 thru 02/28/2011

Group ID and Activity Number

Activity Number and Name	Beginning Cash	Receipts	Disbursements	Adjustments	Cash Balance
A ACTIVITY GENERAL FUND					
100 VENDING	39.98	31.35	0.00	0.00	71.33
110 GENERAL FUND	8,271.78	958.88	1,042.92	0.00	8,187.74
115 INTEREST EARNED CHECKING	68.60	3.32	0.00	0.00	71.92
A ACTIVITY GENERAL FUND Totals:	8,380.36	993.55	1,042.92	0.00	8,330.99
D CLUBS AND ORGANIZATIONS					
501 STUDENT COUNCIL	775.54	0.00	333.75	0.00	441.79
510 BOOK CLUB	0.00	0.00	0.00	0.00	0.00
511 CONFLICT MANAGERS	12.00	0.00	0.00	0.00	12.00
615 SAFETY PATROL	0.00	0.00	0.00	0.00	0.00
635 M.A.D.	1.55	0.00	0.00	0.00	1.55
D CLUBS AND ORGANIZATIONS Totals:	789.09	0.00	333.75	0.00	455.34
E ADMINISTRATIVE CUSTODIAL ACCT					
600 REIMBURSEMENT	0.00	0.00	0.00	0.00	0.00
601 SITE BASE	8.25	0.00	0.00	0.00	8.25
602 HOSPITALITY	981.45	0.00	70.00	0.00	911.45
603 FIELD TRIPS	-1,676.00	128.36	803.00	0.00	-2,350.64
605 READ	82.95	0.00	85.17	0.00	-2.22
610 LIBRARY	3,617.12	15.00	0.00	0.00	3,632.12
620 CONVENTION FUND	0.00	0.00	0.00	0.00	0.00
630 PAYBACK	3,482.51	0.00	19.78	0.00	3,462.73
640 SPED GRANT	0.00	0.00	0.00	0.00	0.00
650 PLAYGROUND	0.00	0.00	0.00	0.00	0.00
655 Build the wall	0.00	300.00	0.00	0.00	300.00
E ADMINISTRATIVE CUSTODIAL ACCT Totals:	6,496.28	443.36	977.95	0.00	5,961.69
Q EXTRA CURRICULAR ACTIVITES					
1005 Kindergarten Field Trips	364.30	0.00	0.00	0.00	364.30
1010 First Grade Field Trips	0.00	0.00	0.00	0.00	0.00
1020 Second Grade Field Trips	243.50	0.00	0.00	0.00	243.50
1030 Third Grade Field Trips	0.00	0.00	0.00	0.00	0.00
1040 Fourth Grade Field Trips	151.60	0.00	0.00	0.00	151.60
1050 Fifth Grade Field Trips	262.25	91.45	0.00	0.00	353.70
Q EXTRA CURRICULAR ACTIVITES Totals:	1,021.65	91.45	0.00	0.00	1,113.10
Report Totals:	16,687.38	1,528.36	2,354.62	0.00	15,861.12

Mulle Bergstrom
Jeep Snow

Current Cash Balance Report

30

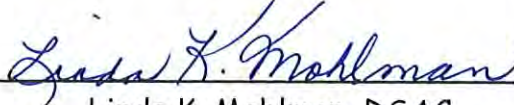
Arranged by:


Group ID and Activity Number

ALL Data

Date: 02/01/2011 thru 02/28/2011

Activity Number and Name	Beginning Cash	Receipts	Disbursements	Adjustments	Cash Balance
A ACTIVITY GENERAL FUND					
100 STAFF VENDING	807.02	294.00	0.00	0.00	1,101.02
101 STUDENT VENDING	308.96	150.00	86.60	0.00	372.36
110 GENERAL	15,886.81	1,085.00	55.76	0.00	16,916.05
125 INTEREST EARNED	28.21	5.53	0.00	0.00	33.74
130 MAGNET ART	3,301.55	0.00	0.00	0.00	3,301.55
A ACTIVITY GENERAL FUND Totals:	20,332.55	1,534.53	142.36	0.00	21,724.72
D CLUBS AND ORGANIZATIONS					
501 STUDENT COUNCIL	1,271.07	187.82	240.79	0.00	1,218.10
502 YEARBOOK CLUB	4,288.00	128.00	0.00	0.00	4,416.00
505 CHOIR	332.40	0.00	0.00	0.00	332.40
510 SAFETY PATROL	0.00	0.00	0.00	0.00	0.00
520 ENVIRONMENTAL CLUB	0.00	0.00	0.00	0.00	0.00
525 Conflict Managers	0.00	0.00	0.00	0.00	0.00
D CLUBS AND ORGANIZATIONS Totals:	5,891.47	315.82	240.79	0.00	5,966.50
E ADMINISTRATIVE CUSTODIAL ACCT					
610 LIBRARY	2,102.83	20.00	599.71	0.00	1,523.12
615 FIELD TRIPS	-3,723.82	0.00	0.00	0.00	-3,723.82
625 READING INCENTIVE	0.00	0.00	0.00	0.00	0.00
E ADMINISTRATIVE CUSTODIAL ACCT Totals:	-1,620.99	20.00	599.71	0.00	-2,200.70
Q FEE FUNDED ACCOUNTS					
1000 Kindergarten Field Trips	1,046.25	0.00	0.00	0.00	1,046.25
1010 First Grade Field Trips	601.75	0.00	0.00	0.00	601.75
1020 Second Grade Field Trips	252.00	696.00	0.00	0.00	948.00
1030 Third Grade Field Trips	412.75	0.00	0.00	0.00	412.75
1040 Fourth Grade Field Trips	777.00	0.00	0.00	0.00	777.00
1050 Fifth Grade Field Trips	507.40	0.00	0.00	0.00	507.40
Q FEE FUNDED ACCOUNTS Totals:	3,597.15	696.00	0.00	0.00	4,293.15
Report Totals:	28,200.18	2,566.35	982.86	0.00	29,783.67


 Linda K. Mohlman, DSAC
 Executive Secretary


 Andy DeFreece, Neihardt
 Principal

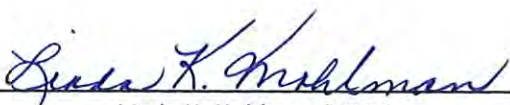
Current Cash Balance Report

ALL Data


Date: 02/01/2011 thru 02/28/2011

Arranged by:
Group ID and Activity Number

Activity Number and Name	Beginning Cash	Receipts	Disbursements	Adjustments	Cash Balance
A ACTIVITY GENERAL FUND					
100 Vending	-19.45	190.40	0.00	0.00	170.95
105 Staff Vending	0.00	0.00	0.00	0.00	0.00
110 General	11,207.75	1,020.00	87.21	0.00	12,140.54
120 Interest Earned Checking	24.35	4.87	0.00	0.00	29.22
A ACTIVITY GENERAL FUND Totals:	11,212.65	1,215.27	87.21	0.00	12,340.71
D CLUBS AND ORGANIZATIONS					
501 Student Council	1,629.79	0.00	0.00	0.00	1,629.79
502 Assel Building	204.66	0.00	0.00	0.00	204.66
503 5th Grade Club	506.81	0.00	0.00	0.00	506.81
D CLUBS AND ORGANIZATIONS Totals:	2,341.26	0.00	0.00	0.00	2,341.26
E ADMINISTRATIVE CUSTODIAL ACCT					
602 Staff Hospitality	0.00	0.00	0.00	0.00	0.00
603 Field Trips	-3,604.18	0.00	465.00	0.00	-4,069.18
608 Grants	31.75	0.00	0.00	0.00	31.75
609 Technology	0.00	0.00	0.00	0.00	0.00
610 Media	3,585.20	0.00	0.00	0.00	3,585.20
611 Fine Arts	1,202.65	0.00	0.00	0.00	1,202.65
612 Safety Patrol	0.00	0.00	0.00	0.00	0.00
614 Montessori Projects	963.38	0.00	0.00	0.00	963.38
615 PayBac	1,035.70	0.00	0.00	0.00	1,035.70
617 Music	0.00	0.00	0.00	0.00	0.00
618 READ	521.24	0.00	0.00	0.00	521.24
619 Home/School Projects	860.35	0.00	0.00	0.00	860.35
620 Norris Special Projects	2,829.00	0.00	0.00	0.00	2,829.00
621 Montessori Snack Account	70.29	0.00	0.00	0.00	70.29
E ADMINISTRATIVE CUSTODIAL ACCT Totals:	7,495.38	0.00	465.00	0.00	7,030.38
Q Fee Fund					
990 PreK Field Trips	0.00	0.00	0.00	0.00	0.00
1000 Kindergarten Field Trips	457.00	0.00	0.00	0.00	457.00
1010 First Grade Field Trips	0.00	0.00	0.00	0.00	0.00
1020 Second Grade Field Trips	288.00	100.00	0.00	0.00	388.00
1030 Third Grade Field Trips	195.00	0.00	0.00	0.00	195.00
1040 Fourth Grade Field Trips	291.50	0.00	0.00	0.00	291.50
1050 Fifth Grade Field Trips	389.00	0.00	0.00	0.00	389.00
1060 Montessori PreK/K Field Trips	801.00	102.00	0.00	0.00	903.00
1061 Montessori 1st, 2nd, 3rd Grade Field Trips	872.50	156.75	0.00	0.00	1,029.25
1062 Montessori 4th, 5th Grade Field Trips	0.00	263.00	0.00	0.00	263.00
1070 Special Education Field Trips	0.00	0.00	0.00	0.00	0.00
Q Fee Fund Totals:	3,294.00	621.75	0.00	0.00	3,915.75
Report Totals:	24,343.29	1,837.02	552.21	0.00	25,628.10



Linda K. Mohlman, DSAC
Executive Secretary



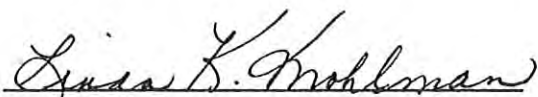
Joyce Rozelle, Norris
Principal


ALL Data

Current Cash Balance Report

Date: 02/01/2011 thru 02/28/2011

Activity Number and Name	Beginning Cash	Receipts	Disbursements	Adjustments	Cash Balance
A ACTIVITY GENERAL					
100 GENERAL	56,526.16	2,368.89	35,618.51	0.00	23,276.54
110 VENDING	439.03	79.20	0.00	0.00	518.23
115 INTEREST EARNED CHECKING	78.41	12.82	0.00	0.00	91.23
A ACTIVITY GENERAL Totals:	57,043.60	2,460.91	35,618.51	0.00	23,886.00
D CLUBS AND ORGANIZATIONS					
501 STUDENT COUNCIL	676.06	0.00	0.00	0.00	676.06
D CLUBS AND ORGANIZATIONS Totals:	676.06	0.00	0.00	0.00	676.06
E ADMINSTRATIVE CUSTODIAL ACCT					
600 HOSPITALITY	0.00	0.00	0.00	0.00	0.00
601 FIELD TRIPS	-7,461.49	53.80	447.00	0.00	-7,854.69
610 LIBRARY	3,017.94	-10.00	0.00	0.00	3,007.94
615 PAYBAC	0.00	0.00	0.00	0.00	0.00
620 PLAYGROUND FUNDRAISER	18,080.10	0.00	0.00	0.00	18,080.10
650 VIP HOSPITALITY	1,039.97	0.00	0.00	0.00	1,039.97
E ADMINSTRATIVE CUSTODIAL ACCT Totals:	14,676.52	43.80	447.00	0.00	14,273.32
Q FEE FUND					
1000 K FIELD TRIPS	933.75	732.15	0.00	0.00	1,665.90
1010 FIRST GRADE FIELD TRIPS	1,030.00	0.00	0.00	0.00	1,030.00
1020 SECOND GRADE FIELD TRIPS	2,584.30	580.25	0.00	0.00	3,164.55
1030 THIRD GRADE FIELD TRIPS	800.00	567.50	0.00	0.00	1,367.50
1040 FOURTH GRADE FIELD TRIPS	680.00	0.00	0.00	0.00	680.00
1050 FIFTH GRADE FIELD TRIPS	1,138.00	577.50	0.00	0.00	1,715.50
Q FEE FUND Totals:	7,166.05	2,457.40	0.00	0.00	9,623.45
R CLUBS					
2000 CLUBS (MISC)	0.00	0.00	0.00	0.00	0.00
2010 STUDENT COUNCIL	0.00	0.00	0.00	0.00	0.00
R CLUBS Totals:	0.00	0.00	0.00	0.00	0.00
Report Totals:	79,562.23	4,962.11	36,065.51	0.00	48,458.83


 Linda K. Mohlman, DSAC
 Executive Secretary


 Nila Nielsen, Reagan
 Principal

Current Cash Balance Report

33


Arranged by:


Group ID and Activity Number

ALL Data

Date: 02/01/2011 thru 02/28/2011

Activity Number and Name	Beginning Cash	Receipts	Disbursements	Adjustments	Cash Balance
A ACTIVITY GENERAL					
100 GENERAL	10,562.95	830.00	0.00	0.00	11,392.95
110 VENDING	222.83	76.97	85.48	0.00	214.32
115 INTEREST EARNED CHECKING	20.76	4.32	0.00	0.00	25.08
A ACTIVITY GENERAL Totals:	10,806.54	911.29	85.48	0.00	11,632.35
D CLUBS AND ORGANIZATION					
501 STUDENT COUNCIL	816.83	0.00	0.00	0.00	816.83
D CLUBS AND ORGANIZATION Totals:	816.83	0.00	0.00	0.00	816.83
E ADMINISTRATIVE CUSTODIAL ACCT					
600 SOCIAL	0.00	0.00	0.00	0.00	0.00
601 FIELD TRIPS	-1,949.45	0.00	154.50	0.00	-2,103.95
602 READ	0.00	0.00	0.00	0.00	0.00
603 LIBRARY	2,724.21	0.00	0.00	0.00	2,724.21
604 PAYBAC	5,322.43	60.00	0.00	0.00	5,382.43
605 5TH GRADE BLDG. FUNDRAISER	56.91	0.00	0.00	0.00	56.91
606 PLAYGROUND FUND	0.00	0.00	0.00	0.00	0.00
607 GRANTS	0.00	0.00	0.00	0.00	0.00
608 MUSIC	150.15	0.00	0.00	0.00	150.15
609 PE	2,027.30	0.00	0.00	0.00	2,027.30
E ADMINISTRATIVE CUSTODIAL ACCT Totals:	8,331.55	60.00	154.50	0.00	8,237.05
Q FEE FUND					
1000 ACP	47.25	0.00	0.00	0.00	47.25
1005 KINDERGARTEN	297.00	0.00	0.00	0.00	297.00
1010 FIRST GRADE	1,012.00	0.00	0.00	0.00	1,012.00
1020 SECOND GRADE	610.60	0.00	0.00	0.00	610.60
1030 THIRD GRADE	255.10	0.00	0.00	0.00	255.10
1040 FOURTH GRADE	85.00	239.25	0.00	0.00	324.25
1050 FIFTH GRADE	0.00	231.00	0.00	0.00	231.00
1060 DO NOT USE - MUSIC	0.00	0.00	0.00	0.00	0.00
1070 DO NOT USE - PE	0.00	0.00	0.00	0.00	0.00
Q FEE FUND Totals:	2,306.95	470.25	0.00	0.00	2,777.20
Report Totals:	22,261.87	1,441.54	239.98	0.00	23,463.43


 Linda K. Mohlman, DSAC
 Executive Secretary


 Paige Roberts, Reeder
 Principal

Current Cash Balance Report

34

ALL Data

Date: 02/01/2011 thru 02/28/2011

Arranged by:
Group ID and Activity Number

Activity Number and Name	Beginning Cash	Receipts	Disbursements	Adjustments	Cash Balance
610 unused library account	0.00	0.00	0.00	0.00	0.00
Totals:	0.00	0.00	0.00	0.00	0.00
A ACTIVITY GENERAL FUND					
100 VENDING	516.02	129.20	0.00	0.00	645.22
110 GENERAL FUND	8,347.62	1,091.75	563.62	0.00	8,875.75
125 interest earned checking	32.11	5.87	0.00	0.00	37.98
A ACTIVITY GENERAL FUND Totals:	8,895.75	1,226.82	563.62	0.00	9,558.95
D CLUBS AND ORGANIZATIONS					
501 STUDENT COUNCIL	2,247.82	177.01	119.81	0.00	2,305.02
505 GRADE 5 ACTIVITY	0.00	0.00	0.00	0.00	0.00
510 STANDD CLUB	63.45	0.00	0.00	0.00	63.45
515 K-KIDS CLUB	400.60	0.00	0.00	0.00	400.60
520 ENVIRONMENTAL CLUB	197.47	0.00	100.78	0.00	96.69
D CLUBS AND ORGANIZATIONS Totals:	2,909.34	177.01	220.59	0.00	2,865.76
E ADMINISTRATIVE CUSTODIAL					
602 HOSPITALITY	0.00	0.00	0.00	0.00	0.00
606 MAGAZINES	0.00	0.00	0.00	0.00	0.00
610 LIBRARY	6,081.09	1,957.14	1,321.46	0.00	6,716.77
615 FIELD TRIPS	-2,274.74	0.00	204.00	0.00	-2,478.74
620 PAYBACK PARTNER	1,864.68	25.00	0.00	0.00	1,889.68
625 CORPORATE DONATIONS	7,609.73	0.00	0.00	0.00	7,609.73
630 SPELL-A-THON	360.59	0.00	17.56	0.00	343.03
635 HOST	0.00	0.00	0.00	0.00	0.00
640 OTHER STUDENT ACTIVITIES	357.88	10.00	0.00	0.00	367.88
645 TOOLS FOR SCHOOLS	1,000.00	0.00	0.00	0.00	1,000.00
650 ARTWORKS	1,380.40	0.00	0.00	0.00	1,380.40
E ADMINISTRATIVE CUSTODIAL Totals:	16,379.63	1,992.14	1,543.02	0.00	16,828.75
F DISTRICT CUSTODIAL					
700 REIMBURSEMENT	0.00	0.00	0.00	0.00	0.00
720 CONVENTION	0.00	0.00	0.00	0.00	0.00
F DISTRICT CUSTODIAL Totals:	0.00	0.00	0.00	0.00	0.00
Q EXTRA CURRICULAR ACTIVITIES					
1005 KG FIELD TRIPS	713.50	0.00	0.00	0.00	713.50
1010 1ST GR. FIELD TRIPS	357.10	0.00	0.00	0.00	357.10
1020 2ND GR. FIELD TRIPS	284.15	0.00	0.00	0.00	284.15
1030 3RD GR. FIELD TRIPS	111.77	0.00	0.00	0.00	111.77
1040 4TH GR. FIELD TRIPS	508.25	0.00	0.00	0.00	508.25
1050 5TH GR. FIELD TRIPS	292.25	296.00	0.00	0.00	588.25
Q EXTRA CURRICULAR ACTIVITIES Totals:	2,267.02	296.00	0.00	0.00	2,563.02
Report Totals:	30,451.74	3,691.97	2,327.23	0.00	31,816.48

Principal *Jeri Wesley*

Secretary *Mary Ann Roy 3/9/11*

Current Cash Balance Report

ALL Data

Date: 02/01/2011 thru 02/28/2011

Arranged by:
Group ID and Activity Number

Activity Number and Name	Beginning Cash	Receipts	Disbursements	Adjustments	Cash Balance
A ACTIVITY GENERAL FUND					
100 GENERAL FUND	16,943.86	835.00	1,862.81	0.00	15,916.05
110 VENDING	15.80	66.30	0.00	0.00	82.10
120 INTEREST EARNED CHECKING	113.19	5.62	0.00	0.00	118.81
A ACTIVITY GENERAL FUND Totals:	17,072.85	906.92	1,862.81	0.00	16,116.96
B CLUBS AND ORGANIZATIONS					
201 STUDENT COUNCIL	340.72	0.00	0.00	0.00	340.72
211 SAFETY PATROL	25.00	0.00	0.00	0.00	25.00
B CLUBS AND ORGANIZATIONS Totals:	365.72	0.00	0.00	0.00	365.72
C ADMINISTRATIVE CUSTODIAL ACCT					
301 MEDIA	3,348.65	20.00	204.30	0.00	3,164.35
305 FIELD TRIPS	-1,856.49	0.00	254.54	-373.50	-2,484.53
310 HOSPITALITY	1,094.03	0.00	668.25	373.50	799.28
320 BIRTHDAY BOOK CLUB	1,457.49	0.00	0.00	0.00	1,457.49
325 Battle of the Books	0.00	0.00	0.00	0.00	0.00
330 GRANTS	0.00	0.00	0.00	0.00	0.00
340 PAYBAC	4,873.87	2,156.86	1,542.32	0.00	5,488.41
350 BEAUTIFICATION	0.00	0.00	0.00	0.00	0.00
C ADMINISTRATIVE CUSTODIAL ACCT Totals:	8,917.55	2,176.86	2,669.41	0.00	8,425.00
Q FEE FUND					
1000 Kindergarten	747.00	0.00	0.00	0.00	747.00
1001 1st Grade	525.50	0.00	0.00	0.00	525.50
1002 2nd Grade	283.50	0.00	0.00	0.00	283.50
1003 3rd Grade	604.25	0.00	0.00	0.00	604.25
1004 4th Grade	0.00	0.00	0.00	0.00	0.00
1005 5th Grade	1,260.25	0.00	0.00	0.00	1,260.25
1010 Self-Contained	0.00	0.00	0.00	0.00	0.00
Q FEE FUND Totals:	3,420.50	0.00	0.00	0.00	3,420.50
R CLUB--FEE FUND					
2000 Student Council Fee Fund	0.00	0.00	0.00	0.00	0.00
2010 Chorus Fee Fund	0.00	0.00	0.00	0.00	0.00
R CLUB--FEE FUND Totals:	0.00	0.00	0.00	0.00	0.00
Report Totals:	29,776.62	3,083.78	4,532.22	0.00	28,328.18

Current Cash Balance Report

36


Arranged by:

Group ID and Activity Number

ALL Data

Date: 02/01/2011 thru 02/28/2011

Activity Number and Name	Beginning Cash	Receipts	Disbursements	Adjustments	Cash Balance
A General Fund					
100 VENDING	557.17	0.00	0.00	0.00	557.17
110 GENERAL FUND	9,796.49	1,246.41	513.45	0.00	10,529.45
130 INTEREST EARNED	10.28	2.56	0.00	0.00	12.84
140 Do Not Use	0.00	0.00	0.00	0.00	0.00
A General Fund Totals:	10,363.94	1,248.97	513.45	0.00	11,099.46
B Clubs & Organizations					
501 STUDENT COUNCIL	446.80	0.00	153.04	0.00	293.76
B Clubs & Organizations Totals:	446.80	0.00	153.04	0.00	293.76
C Administrative Custodial					
600 Do Not Use	0.00	0.00	0.00	0.00	0.00
610 LIBRARY	1,685.58	1,637.55	787.67	0.00	2,535.46
615 FIELD TRIPS	-1,454.95	0.00	94.06	0.00	-1,549.01
620 Do Not Use	0.00	0.00	0.00	0.00	0.00
626 Do Not Use	0.00	0.00	0.00	0.00	0.00
627 Do Not Use	0.00	0.00	0.00	0.00	0.00
628 Do Not Use	0.00	0.00	0.00	0.00	0.00
C Administrative Custodial Totals:	230.63	1,637.55	881.73	0.00	986.45
Q Fee Funded Account					
1000 KG FIELD TRIP	233.06	0.00	0.00	0.00	233.06
1010 FIRST GR. FIELD TRIP	452.00	0.00	0.00	0.00	452.00
1020 SECOND GR. FIELD TRIP	0.00	0.00	0.00	0.00	0.00
1030 THIRD GR. FIELD TRIP	267.50	0.00	0.00	0.00	267.50
1040 FOURTH GR. FIELD TRIP	20.70	0.00	0.00	0.00	20.70
1050 FIFTH GR. FIELD TRIP	363.80	0.00	0.00	0.00	363.80
1060 ELL FIELD TRIP	0.00	0.00	0.00	0.00	0.00
Q Fee Funded Account Totals:	1,337.06	0.00	0.00	0.00	1,337.06
Report Totals:	12,378.43	2,886.52	1,548.22	0.00	13,716.73

 3.15.11
 Heidi Penke 3.15.11

Current Cash Balance Report

Arranged by:
Group ID and Activity Number

ALL Data

Date: 02/01/2011 thru 02/28/2011

Activity Number and Name	Beginning Cash	Receipts	Disbursements	Adjustments	Cash Balance
A General Fund					
100 General Fund	4,878.27	1,040.00	310.90	0.00	5,607.37
110 Vending	155.98	67.20	0.00	0.00	223.18
120 Interest Earned Checking	27.50	1.80	0.00	0.00	29.30
A General Fund Totals:	<u>5,061.75</u>	<u>1,109.00</u>	<u>310.90</u>	<u>0.00</u>	<u>5,859.85</u>
B Clubs & Organizations					
200 Student Council	584.10	1,741.00	1,252.60	0.00	1,072.50
B Clubs & Organizations Totals:	<u>584.10</u>	<u>1,741.00</u>	<u>1,252.60</u>	<u>0.00</u>	<u>1,072.50</u>
C Administrative Custodial					
300 Library	3,482.07	1,503.07	429.95	0.00	4,555.19
615 Field Trips	-1,896.58	0.00	0.00	0.00	-1,896.58
C Administrative Custodial Totals:	<u>1,585.49</u>	<u>1,503.07</u>	<u>429.95</u>	<u>0.00</u>	<u>2,658.61</u>
Q Free Funded Accounts					
1000 Kindergarten Field Trips	656.50	0.00	0.00	0.00	656.50
1010 First Grade Field Trips	191.00	0.00	0.00	0.00	191.00
1020 Second Grade Field Trips	0.00	525.25	0.00	0.00	525.25
1030 Third Grade Field Trips	456.00	0.00	0.00	0.00	456.00
1040 Fourth Grade Field Trips	0.00	0.00	0.00	0.00	0.00
1050 Fifth Grade Field Trips	215.25	0.00	0.00	0.00	215.25
Q Free Funded Accounts Totals:	<u>1,518.75</u>	<u>525.25</u>	<u>0.00</u>	<u>0.00</u>	<u>2,044.00</u>
Report Totals:	<u>8,750.09</u>	<u>4,878.32</u>	<u>1,993.45</u>	<u>0.00</u>	<u>11,634.96</u>

Kim Purcane
Susan Anglemore

Current Cash Balance Report

38

ALL Data


Arranged by:

Date: 02/01/2011 thru 02/28/2011

Group ID and Activity Number

Activity Number and Name	Beginning Cash	Receipts	Disbursements	Adjustments	Cash Balance
A ACTIVITY GENERAL FUND					
100 GENERAL FUND	8,144.43	1,353.27	40.00	0.00	9,457.70
110 VENDING	47.72	0.00	0.00	0.00	47.72
120 INTEREST EARNED CHECKING	15.71	2.87	0.00	0.00	18.58
A ACTIVITY GENERAL FUND Totals:	8,207.86	1,356.14	40.00	0.00	9,524.00
B CLUBS AND ORGANIZATIONS					
201 STUDENT COUNCIL	183.09	0.00	0.00	0.00	183.09
210 GARDEN CLUB	251.09	0.00	0.00	0.00	251.09
B CLUBS AND ORGANIZATIONS Totals:	434.18	0.00	0.00	0.00	434.18
C ADMINISTRATIVE CUSTODIAL ACCT					
301 Hospitality	30.00	0.00	0.00	0.00	30.00
310 MEDIA	2,599.81	0.00	1,155.74	0.00	1,444.07
315 FIELD TRIPS	-2,608.25	0.00	0.00	0.00	-2,608.25
320 BIRTHDAY BOOK CLUB	945.29	50.00	0.00	0.00	995.29
330 DONATIONS	1,609.04	0.00	0.00	0.00	1,609.04
340 Destination Imagination	328.34	0.00	0.00	0.00	328.34
350 Music Dept. Fund	180.00	0.00	0.00	0.00	180.00
C ADMINISTRATIVE CUSTODIAL ACCT Totals:	3,084.23	50.00	1,155.74	0.00	1,978.49
Q EXTRA CURRICULAR ACTIVITIES					
1000 KINDGARTEN FIELD TRIPS	0.00	742.50	0.00	0.00	742.50
1001 FIRST GRADE FIELD TRIPS	0.00	0.00	0.00	0.00	0.00
1002 SECOND GRADE FIELD TRIPS	147.65	0.00	0.00	0.00	147.65
1003 THIRD GRADE FIELD TRIPS	1,598.70	0.00	0.00	0.00	1,598.70
1004 FOURTH GRADE FIELD TRIPS	0.00	0.00	0.00	0.00	0.00
1005 FIFTH GRADE FIELD TRIPS	1,028.25	0.00	0.00	0.00	1,028.25
Q EXTRA CURRICULAR ACTIVITIES Totals:	2,774.60	742.50	0.00	0.00	3,517.10
Report Totals:	14,500.87	2,148.64	1,195.74	0.00	15,453.77


 Linda K. Mohlman, DSAC
 Executive Secretary


 Tracy Logan, Wheeler
 Principal

Current Cash Balance Report

Date: 02/01/2011 thru 02/28/2011

Group ID and Activity Number

Activity Number and Name	Beginning Cash	Receipts	Disbursements	Adjustments	Cash Balance
A ACTIVITY GENERAL FUND					
100 STAFF VENDING	3,691.35	92.38	140.04	0.00	3,643.69
101 STUDENT VENDING	-45.05	0.00	0.00	0.00	-45.05
110 GENERAL FUND	9,514.92	2,893.00	703.20	0.01	11,704.73
115 INTEREST EARNED CHECKING	571.77	4.50	0.00	0.00	576.27
815 ENRICHMENT DAY	656.03	0.00	0.00	0.00	656.03
5000 FIELD IMPROVEMENT	249.00	0.00	0.00	0.00	249.00
A ACTIVITY GENERAL FUND Totals:	14,638.02	2,989.88	843.24	0.01	16,784.67
C FAMILY NIGHTS					
400 KINDERGARTEN HOST FAMILY NIGHTS	0.00	0.00	0.00	0.00	0.00
401 GR. 1 HOST FAMILY NIGHT	0.00	0.00	0.00	0.00	0.00
403 GR. 3 HOST FAMILY NIGHT	0.00	0.00	0.00	0.00	0.00
404 GR. 4 HOST FAMILY NIGHT	0.00	0.00	0.00	0.00	0.00
405 GR. 5 HOST FAMILY NIGHT	0.00	0.00	0.00	0.00	0.00
410 CHOIR HOST FAMILY NIGHT	0.00	0.00	0.00	0.00	0.00
411 CHESS CLUB HOST FAMILY NIGHT	0.00	0.00	0.00	0.00	0.00
412 SAFETY PATROL HOST FAMILY NIGHT	50.30	0.00	0.00	0.00	50.30
413 PLAYGROUND COM. HOST FAMILY NIGHT	0.00	0.00	0.00	0.00	0.00
C FAMILY NIGHTS Totals:	50.30	0.00	0.00	0.00	50.30
D CLUBS AND ORGANIZATIONS					
501 STUDENT COUNCIL	102.71	0.00	0.00	0.00	102.71
901 US WEST VOLUNTEER GRANTS & OTHERS	965.72	0.00	0.00	0.00	965.72
2030 ENVIRONMENTAL CLUB	0.00	0.00	0.00	0.00	0.00
D CLUBS AND ORGANIZATIONS Totals:	1,068.43	0.00	0.00	0.00	1,068.43
E ADMINISTRATIVE CUSTODIAL ACCT					
610 MEDIA	4,482.98	30.00	127.78	0.00	4,385.20
615 FIELD TRIPS	-592.11	322.92	264.00	0.00	-533.19
701 TECHNOLOGY	448.68	0.00	0.00	0.00	448.68
801 GIFTED/HAL	-25.64	0.00	0.00	0.00	-25.64
E ADMINISTRATIVE CUSTODIAL ACCT Totals:	4,313.91	352.92	391.78	0.00	4,275.05
F DISTRICT CUSTODIAL					
700 NOT USED	0.00	0.00	0.00	0.00	0.00
720 NOT USED	0.00	0.00	0.00	0.00	0.00
F DISTRICT CUSTODIAL Totals:	0.00	0.00	0.00	0.00	0.00
H OUTDOOR LEARNING ENVIRONMENT (OLE)					
3000 BRICK ORDERS & OTHER	308.44	0.00	0.00	0.00	308.44
H OUTDOOR LEARNING ENVIRONMENT (OLE) Totals:	308.44	0.00	0.00	0.00	308.44
Q FEE FUND FIELD TRIPS					
1000 KINDERGARTEN FIELD TRIPS	838.25	5.25	0.00	0.00	843.50
1010 1ST GRADE FIELD TRIPS	673.50	0.00	0.00	0.00	673.50
1020 2ND GRADE FIELD TRIPS	134.00	0.00	0.00	0.00	134.00
1030 3RD GRADE FIELD TRIPS	683.00	0.00	0.00	0.00	683.00
1040 4TH GRADE FIELD TRIPS	0.00	0.00	0.00	0.00	0.00
1050 5TH GRADE FIELD TRIPS	363.00	0.00	0.00	0.00	363.00
Q FEE FUND FIELD TRIPS Totals:	2,691.75	5.25	0.00	0.00	2,697.00
R FEE FUND CLUBS					
2020 CHORUS CLUB	0.00	0.00	0.00	0.00	0.00
R FEE FUND CLUBS Totals:	0.00	0.00	0.00	0.00	0.00
Report Totals:	23,070.85	3,348.05	1,235.02	0.01	25,183.89

Cathy L. Lopez
Susan Kelley

Cindy Barton
408

Current Cash Balance Report

ALL Data

Date: 02/01/2011 thru 02/28/2011

Arranged by:
Group ID and Activity Number

Activity Number and Name	Beginning Cash	Receipts	Disbursements	Adjustments	Cash Balance
A General Funds					
100 VENDING MACHINES	5,379.87	3,595.22	25.00	0.00	8,950.09
110 OTHER GENERAL	20,196.28	0.00	0.00	0.00	20,196.28
115 FINES	7,917.92	0.00	0.00	0.00	7,917.92
120 FUND RAISING ACCOUNT	18,382.89	100.00	0.00	0.00	18,482.89
125 VOLUNTEER	629.35	0.00	0.00	0.00	629.35
130 INTEREST EARNED - CHECKING	4,546.15	19.56	0.00	0.00	4,565.71
A General Funds Totals:	57,052.46	3,714.78	25.00	0.00	60,742.24
B Athletics					
205 ATHLETIC DEPARTMENT	68.10	245.00	3,654.77	0.00	-3,341.67
B Athletics Totals:	68.10	245.00	3,654.77	0.00	-3,341.67
C Academic Clubs					
300 SCIENCE CLUB	0.00	0.00	0.00	0.00	0.00
310 YEARBOOK	5,710.66	145.00	147.50	0.00	5,708.16
320 YOUTH TO YOUTH	-3,945.06	224.80	853.80	0.00	-4,574.06
330 KIDS HELPING KIDS	4,065.07	250.00	571.08	0.00	3,743.99
340 RENAISSANCE PROGRAM	1,908.09	0.00	668.75	0.00	1,239.34
350 HAL	0.00	0.00	0.00	0.00	0.00
C Academic Clubs Totals:	7,738.76	619.80	2,241.13	0.00	6,117.43
D Clubs and Organizations					
400 STUDENT COUNCIL	1,112.01	0.00	49.90	0.00	1,062.11
410 VOLLEYBALL CLUB	0.00	0.00	0.00	0.00	0.00
420 LEADERSHIP	1,122.15	0.00	0.00	0.00	1,122.15
430 BOOK CLUB	249.16	0.00	0.00	0.00	249.16
440 SCRAPBOOK CLUB	0.00	0.00	0.00	0.00	0.00
442 FCS CLUB	0.00	0.00	54.74	0.00	-54.74
450 ARTS & CRAFTS CLUB	0.00	0.00	0.00	0.00	0.00
460 PHOTOGRAPHY CLUB	79.58	0.00	0.00	0.00	79.58
470 BUILDER'S CLUB	310.92	259.18	0.00	0.00	570.10
480 DRAMA CLUB	0.00	0.00	0.00	0.00	0.00
D Clubs and Organizations Totals:	2,873.82	259.18	104.64	0.00	3,028.36
E School Custodial Accounts					
500 MUSIC	364.58	0.00	361.95	0.00	2.63
501 BAND	3,108.83	6,030.00	250.00	0.00	8,888.83
502 SOLO AND ENSEMBLE CONTEST	1,374.83	159.50	0.00	0.00	1,534.33
505 ART CLASS	50.70	0.00	0.00	0.00	50.70
509 8TH GRADE FAREWELL	1,424.93	0.00	0.00	0.00	1,424.93
510 TRANSPORTATION	1,208.55	0.00	200.00	0.00	1,008.55
511 SPECIAL EVENTS	4,306.13	0.00	113.47	0.00	4,192.66
512 HELP FUND	-4,676.25	7,050.00	2,875.00	0.00	-501.25
515 FACULTY VENDING FUND	162.25	1,212.00	59.67	0.00	1,314.58
520 TEACHERS HOSPITALITY FUND	759.31	0.00	88.50	0.00	670.81
525 AMS T-SHIRT SALES	2,780.17	0.00	0.00	0.00	2,780.17
528 A.P.E. T-SHIRTS	174.00	0.00	0.00	0.00	174.00
530 OUTDOOR CLASSROOM	1,260.84	0.00	0.00	0.00	1,260.84
535 SCIENCE BREAKAGE	0.99	0.00	0.00	0.00	0.99
540 INDUSTRIAL ARTS	4,386.18	0.00	0.00	0.00	4,386.18
542 FAMILY CONSUMER SCIENCE	2,005.47	0.00	0.00	0.00	2,005.47
544 JUMP START	243.37	0.00	0.00	0.00	243.37
545 LIBRARY	1,194.33	40.08	0.00	0.00	1,234.41
555 FITNESS ROOM	735.42	0.00	13.63	0.00	721.79
570 FIELD TRIPS-SPECIAL AREA	-1,544.00	0.00	111.34	0.00	-1,655.34
576 FIELD TRIPS-6 GR.	-1,445.05	0.00	0.00	0.00	-1,445.05

Current Cash Balance Report

ALL Data

Arranged by:

Date: 02/01/2011 thru 02/28/2011

Group ID and Activity Number

Activity Number and Name	Beginning Cash	Receipts	Disbursements	Adjustments	Cash Balance
577 FIELD TRIPS-7 GR.	0.00	0.00	0.00	0.00	0.00
578 FIELD TRIPS-8 GR.	363.30	0.00	0.00	0.00	363.30
580 OTHER SCHOOL CUSTODIAL	80.90	0.00	0.00	0.00	80.90
590 TEAM 6A	0.00	0.00	0.00	0.00	0.00
591 TEAM 6B	0.00	0.00	0.00	0.00	0.00
592 TEAM 6C	0.00	0.00	0.00	0.00	0.00
593 TEAM 7A	0.00	0.00	0.00	0.00	0.00
594 TEAM 7B	0.00	0.00	0.00	0.00	0.00
595 TEAM 7C	0.00	0.00	0.00	0.00	0.00
596 TEAM 8A	0.00	0.00	0.00	0.00	0.00
597 TEAM 8B	0.00	0.00	0.00	0.00	0.00
598 TEAM 8C	0.00	0.00	0.00	0.00	0.00
E School Custodial Accounts Totals:	18,319.78	14,491.58	4,073.56	0.00	28,737.80
G Investments					
700 SAVINGS	-10,479.52	0.00	0.00	0.00	-10,479.52
710 INTEREST ON SAVINGS	5,479.52	0.00	0.00	0.00	5,479.52
G Investments Totals:	-5,000.00	0.00	0.00	0.00	-5,000.00
Q FIELD TRIP FEES					
1350 HAL FIELD TRIPS	0.00	0.00	0.00	0.00	0.00
1570 FIELD TRIPS-SPECIAL AREA	1,640.00	0.00	0.00	0.00	1,640.00
1576 FIELD TRIPS-6 GR.	1,341.75	0.00	0.00	0.00	1,341.75
1577 FIELD TRIPS-7 GR.	0.00	0.00	0.00	0.00	0.00
1578 FIELD TRIPS-8 GR.	0.00	0.00	0.00	0.00	0.00
Q FIELD TRIP FEES Totals:	2,981.75	0.00	0.00	0.00	2,981.75
R CLUB FEES					
1420 LEADERSHIP	0.00	0.00	0.00	0.00	0.00
2300 SCIENCE CLUB	0.00	0.00	0.00	0.00	0.00
2320 YOUTH TO YOUTH	4,094.00	765.00	0.00	0.00	4,859.00
2400 STUDENT COUNCIL	120.00	0.00	0.00	0.00	120.00
2410 VOLLEYBALL CLUB	0.00	0.00	0.00	0.00	0.00
2430 BOOK CLUB	0.00	0.00	0.00	0.00	0.00
2440 SCRAPBOOK CLUB	0.00	0.00	0.00	0.00	0.00
2442 FCS CLUB	55.00	0.00	0.00	0.00	55.00
2450 ARTS & CRAFTS CLUB	0.00	0.00	0.00	0.00	0.00
2460 PHOTOGRAPHY CLUB	0.00	0.00	0.00	0.00	0.00
2500 MUSIC CLUB	973.30	0.00	0.00	0.00	973.30
2501 BAND CLUB	1,614.00	115.00	0.00	0.00	1,729.00
2544 JUMP START	650.00	0.00	0.00	0.00	650.00
R CLUB FEES Totals:	7,506.30	880.00	0.00	0.00	8,386.30
S ATHLETIC FEES					
3205 ATHLETICS	7,276.25	90.00	0.00	0.00	7,366.25
S ATHLETIC FEES Totals:	7,276.25	90.00	0.00	0.00	7,366.25
Report Totals:	98,817.22	20,300.34	10,099.10	0.00	109,018.46

Current Cash Balance Report

42

Arranged by:

Group ID and Activity Number

ALL Data

Date: 02/01/2011 thru 02/28/2011

Activity Number and Name	Beginning Cash	Receipts	Disbursements	Adjustments	Cash Balance
A GENERAL FUND					
100 General Fund	296.24	1,030.24	1,138.28	0.00	188.20
105 Next Year Monies	-63.48	0.00	0.00	0.00	-63.48
110 Student Vending	7,825.98	5,906.11	472.90	-1,392.00	11,867.19
115 Staff Vending	-546.21	0.00	46.08	1,392.00	799.71
120 Staff Contests	-25.15	0.00	0.00	0.00	-25.15
125 Start Up Cash	0.00	0.00	0.00	0.00	0.00
A GENERAL FUND Totals:	7,487.38	6,936.35	1,657.26	0.00	12,766.47
D SCHOOL CUSTODIAL ACCOUNTS					
400 Library	520.46	0.00	34.22	0.00	486.24
405 FCS - Family Consumer Science	332.97	0.00	0.00	0.00	332.97
410 Field Trips	-2,292.52	0.00	0.00	0.00	-2,292.52
415 Hospitality	1,909.35	0.00	262.00	0.00	1,647.35
420 IT LAB - Industrial Technology	4,221.78	380.50	0.00	0.00	4,602.28
425 Art	5.00	0.00	0.00	0.00	5.00
430 Spirit Wear	4,851.22	0.00	0.00	0.00	4,851.22
435 Book Fines	114.65	20.00	0.00	0.00	134.65
440 School Improvements	10,786.27	200.00	0.00	0.00	10,986.27
445 Book Store	-105.05	55.00	0.00	0.00	-50.05
450 PE Shirts	1,988.01	0.00	0.00	0.00	1,988.01
455 Jump Start Camp	21.62	0.00	0.00	0.00	21.62
460 Lunch and Learn	-98.31	0.00	132.00	0.00	-230.31
465 Guidance Activities	632.81	0.00	0.00	0.00	632.81
470 FRPLS	0.00	0.00	0.00	0.00	0.00
475 Musical	1,000.05	0.00	114.48	0.00	885.57
480 Husker Hoops	1.00	0.00	0.00	0.00	1.00
485 Fundraisers/Family Donations	12,591.22	0.00	498.89	0.00	12,092.33
D SCHOOL CUSTODIAL ACCOUNTS Totals:	36,480.53	655.50	1,041.59	0.00	36,094.44
E PROGRAMS					
500 B.A.S.E.	834.24	0.00	0.00	0.00	834.24
E PROGRAMS Totals:	834.24	0.00	0.00	0.00	834.24
F ATHLETICS and ACTIVITIES					
600 Athletics Program	-2,541.62	405.07	650.97	0.00	-2,787.52
605 Clubs and Activities	22.20	0.00	0.00	0.00	22.20
610 Student Council	344.51	0.00	0.00	0.00	344.51
615 Youth to Youth	-1,454.91	0.00	0.00	0.00	-1,454.91
620 Emissary / Peer Mediation / Tutor	0.00	0.00	0.00	0.00	0.00
625 FCS Club	25.86	0.00	25.60	0.00	0.26
630 Swing Choir Club	-2,492.23	0.00	0.00	0.00	-2,492.23
635 Environmental Club	335.40	0.00	0.00	0.00	335.40
640 Yearbook	13,064.49	196.00	0.00	0.00	13,260.49
645 Art Club	28.43	0.00	0.00	0.00	28.43
650 HAL	-54.25	0.00	0.00	0.00	-54.25
655 Dance Club	3.71	0.00	0.00	0.00	3.71
660 Jazz Band	-408.03	0.00	0.00	0.00	-408.03
665 Drama Club	0.00	0.00	0.00	0.00	0.00
670 Cross Country Club	8.52	0.00	0.00	0.00	8.52
675 Solo and Ensemble Contest	0.00	0.00	0.00	0.00	0.00
680 Future Educators Club	16.67	0.00	0.00	0.00	16.67
685 Debate Club	-0.10	0.00	0.00	0.00	-0.10
690 Science Club	14.48	0.00	0.00	0.00	14.48
F ATHLETICS and ACTIVITIES Totals:	6,913.13	601.07	676.57	0.00	6,837.63

X John Southall 3/10/11

X Rhonda Hubbard 3/10/11

Current Cash Balance Report

43

Arranged by:

ALL Data

Group ID and Activity Number

Date: 02/01/2011 thru 02/28/2011

Activity Number and Name	Beginning Cash	Receipts	Disbursements	Adjustments	Cash Balance
G INVESTMENTS					
700 Savings	0.00	0.00	0.00	0.00	0.00
705 Checking Interest	1,834.11	13.98	0.00	0.00	1,848.09
710 Interest on Savings	0.00	0.00	0.00	0.00	0.00
G INVESTMENTS Totals:	1,834.11	13.98	0.00	0.00	1,848.09
Q FIELD TRIP FEES					
1000 Field Trips	2,381.00	0.00	0.00	0.00	2,381.00
Q FIELD TRIP FEES Totals:	2,381.00	0.00	0.00	0.00	2,381.00
R CLUB FEES					
2455 Jump Start Camp	0.00	0.00	0.00	0.00	0.00
2610 Student Council	0.00	0.00	0.00	0.00	0.00
2615 Youth-to-Youth	1,685.00	224.00	0.00	0.00	1,909.00
2625 FCS Club	50.00	0.00	0.00	0.00	50.00
2630 Swing Choir	2,556.00	0.00	0.00	0.00	2,556.00
2635 Environmental Club	0.00	0.00	0.00	0.00	0.00
2645 Art Club	0.00	0.00	0.00	0.00	0.00
2650 HAL	0.00	0.00	0.00	0.00	0.00
2655 Dance Club	0.00	0.00	0.00	0.00	0.00
2665 Drama Club	0.00	0.00	0.00	0.00	0.00
2670 Cross Country Club	0.00	0.00	0.00	0.00	0.00
2690 Science Club	0.00	0.00	0.00	0.00	0.00
R CLUB FEES Totals:	4,291.00	224.00	0.00	0.00	4,515.00
S ATHLETIC FEES					
3000 Athletics	8,810.00	150.00	0.00	0.00	8,960.00
S ATHLETIC FEES Totals:	8,810.00	150.00	0.00	0.00	8,960.00
T PROGRAM FEES					
4500 B.A.S.E. FEES	0.00	0.00	0.00	0.00	0.00
T PROGRAM FEES Totals:	0.00	0.00	0.00	0.00	0.00
Report Totals:	69,031.39	8,580.90	3,375.42	0.00	74,236.87

Current Cash Balance Report

Date: 02/01/2011 thru 02/28/2011

Group ID and Activity Number

Activity Number and Name	Beginning Cash	Receipts	Disbursements	Adjustments	Cash Balance
A GENERAL FUNDS					
100 VENDING MACHINES	1,470.01	4,819.44	0.00	-3,308.00	2,981.45
105 STAFF VENDING MACHINES	-586.47	0.00	45.00	1,308.00	676.53
110 GENERAL	-733.12	1,935.00	1,572.66	2,000.00	1,629.22
120 PENCIL FUND (SCHOOL IMPROV.)	402.93	0.00	0.00	0.00	402.93
150 INTEREST EARNED CHECKING	911.84	0.00	0.00	0.00	911.84
170 INTEREST EARNED SAVINGS	2.23	0.00	0.00	0.00	2.23
190 PAYBAC FUND	192.16	0.00	0.00	0.00	192.16
A GENERAL FUNDS Totals:	1,659.58	6,754.44	1,617.66	0.00	6,796.36
B ATHLETICS					
200 ATHLETICS PROGRAM	7,547.48	0.00	1,109.81	0.00	6,437.67
201 ATHLETIC PIC SALES	0.00	0.00	0.00	0.00	0.00
B ATHLETICS Totals:	7,547.48	0.00	1,109.81	0.00	6,437.67
C ACADEMIC CLUBS					
305 ART CLUB	-60.17	0.00	0.00	0.00	-60.17
310 YEARBOOKS	1,673.34	20.00	0.00	0.00	1,693.34
315 BOWLING CLUB	-549.05	0.00	0.00	0.00	-549.05
320 FAMILY CONSUMER SCIENCE CLUB	3.68	0.00	27.96	0.00	-24.28
325 CROSS COUNTRY CLUB	-263.50	0.00	0.00	0.00	-263.50
330 DRAMA	685.01	0.00	398.00	0.00	287.01
335 FITNESS CLUB	-48.57	0.00	0.00	0.00	-48.57
C ACADEMIC CLUBS Totals:	1,440.74	20.00	425.96	0.00	1,034.78
D CLUBS AND ORGANIZATIONS					
400 STUDENT COUNCIL	1,920.69	0.00	388.60	0.00	1,532.09
425 SPARKS	-819.08	0.00	0.00	0.00	-819.08
D CLUBS AND ORGANIZATIONS Totals:	1,101.61	0.00	388.60	0.00	713.01
E SCHOOL CUSTODIAL ACCOUNTS					
500 BAND	-50.26	0.00	0.00	0.00	-50.26
502 HOSPITALITY	355.59	0.00	0.00	0.00	355.59
503 TREE FUND	1,932.26	0.00	0.00	0.00	1,932.26
505 FINES	1,473.32	50.00	0.00	0.00	1,523.32
506 MONTESSORI (6TH)	-204.56	300.00	194.00	80.00	-18.56
508 MONTESSORI 7/8	-75.57	408.75	3,053.87	-120.00	-2,840.69
510 FIELD TRIPS	384.08	0.00	0.00	0.00	384.08
511 NEW TEACHER FUND	617.35	0.00	0.00	0.00	617.35
512 PALS	46.11	0.00	0.00	0.00	46.11
513 MONTESSORI SUPPORT FUND	1,809.45	0.00	0.00	0.00	1,809.45
514 LACEY LEGACY FUND	51.91	0.00	0.00	0.00	51.91
515 ASSIGNMENT NOTEBOOKS	128.82	25.00	0.00	0.00	153.82
520 LIBRARY	416.48	0.00	18.02	0.00	398.46
525 M.S. ALTERNATIVE PROGRAM	160.89	135.00	0.00	0.00	295.89
528 H.A.L. TRIPS	29.51	0.00	0.00	0.00	29.51
529 MENTORING HOMEROOMS FUND	248.51	0.00	0.00	0.00	248.51
531 "GOOD FRIENDS" FUND	0.00	0.00	0.00	0.00	0.00
533 BACKPACK PROGRAM	7.57	0.00	0.00	0.00	7.57
534 ASSET SUMMIT	0.00	0.00	0.00	0.00	0.00
535 VOCAL MUSIC	-502.48	0.00	0.00	0.00	-502.48
537 ASAP	0.00	0.00	0.00	0.00	0.00
538 TIME TRAVELERS	180.00	0.00	0.00	0.00	180.00
539 CYCLONE SEQUEL	0.00	0.00	0.00	0.00	0.00
541 MAGAZINE FUNDRAISER 09-10	0.00	0.00	0.00	0.00	0.00
542 SALLY FOSTER FUNDRAISER 10-11	405.17	0.00	0.00	40.00	445.17
545 ORCHESTRA	17.83	0.00	0.00	0.00	17.83

Current Cash Balance Report

Date: 02/01/2011 thru 02/28/2011

Group ID and Activity Number

Activity Number and Name	Beginning Cash	Receipts	Disbursements	Adjustments	Cash Balance
550 TEAM FUNDS	323.88	0.00	0.00	0.00	323.88
551 6 A/B SUPPORT FUND	-28.90	0.00	0.00	0.00	-28.90
552 7 A/B SUPPORT FUND	-25.02	0.00	0.00	0.00	-25.02
553 8 A/B SUPPORT FUND	0.00	0.00	0.00	0.00	0.00
560 PHYSICAL EDUCATION	266.91	0.00	0.00	0.00	266.91
570 CYCLONE PARENT DONATIONS	886.18	6.00	0.00	0.00	892.18
575 ART FEES	280.61	0.00	0.00	0.00	280.61
580 SEWING (HAAN CRAFT KITS)	169.69	0.00	0.00	0.00	169.69
581 JUMPSTART	0.00	0.00	0.00	0.00	0.00
586 7TH GR. ENRICHMENT	45.67	0.00	0.00	0.00	45.67
587 CARTRIDGES FOR KIDS	209.35	0.00	0.00	0.00	209.35
590 TECHNOLOGY EDUCATION	1,453.70	68.00	0.00	0.00	1,521.70
597 DEVELOPMENTAL ASSETS	188.43	0.00	0.00	0.00	188.43
598 THE ZONE	336.79	0.00	10.98	0.00	325.81
599 MUSIC SHIRTS	331.45	0.00	0.00	0.00	331.45
E SCHOOL CUSTODIAL ACCOUNTS Totals:	11,870.72	992.75	3,276.87	0.00	9,586.60
F DISTRICT CUSTODIAL ACCOUNTS					
620 CONFERENCE ACCOUNT	0.00	0.00	0.00	0.00	0.00
F DISTRICT CUSTODIAL ACCOUNTS Totals:	0.00	0.00	0.00	0.00	0.00
G INVESTMENTS					
700 SAVINGS	-0.02	0.00	0.00	0.00	-0.02
710 INTEREST ON SAVINGS	0.00	0.00	0.00	0.00	0.00
G INVESTMENTS Totals:	-0.02	0.00	0.00	0.00	-0.02
Q FIELD TRIP FEES					
1020 6TH GRADE FIELD TRIPS	88.00	0.00	0.00	0.00	88.00
1045 7TH GRADE FIELD TRIPS	0.00	0.00	0.00	0.00	0.00
1065 8TH GRADE FIELD TRIPS	0.00	0.00	0.00	0.00	0.00
1070 ELL FIELD TRIPS	0.00	0.00	0.00	0.00	0.00
1080 WORLD LANGUAGE	0.00	0.00	0.00	0.00	0.00
1506 MONTESSORI (6) FIELD TRIPS	0.00	176.00	0.00	0.00	176.00
1508 MONTESSORI (7,8) FIELD TRIPS	3,135.00	0.00	0.00	0.00	3,135.00
1525 MSAP FIELD TRIPS	0.00	0.00	0.00	0.00	0.00
1528 H.A.L. FIELD TRIPS	0.00	0.00	0.00	0.00	0.00
1538 TIME TRAVELERS FIELD TRIPS	0.00	0.00	0.00	0.00	0.00
1581 JUMPSTART FEES	0.00	0.00	0.00	0.00	0.00
Q FIELD TRIP FEES Totals:	3,223.00	176.00	0.00	0.00	3,399.00
R CLUB FEES					
2305 ART CLUB	125.00	0.00	0.00	0.00	125.00
2315 BOWLING CLUB	648.00	8.00	0.00	0.00	656.00
2320 FAMILY CONSUMER SCIENCE CLUB	35.00	0.00	0.00	0.00	35.00
2325 CROSS COUNTRY CLUB	310.00	0.00	0.00	0.00	310.00
2330 DRAMA CLUB	0.00	0.00	0.00	0.00	0.00
2335 FITNESS CLUB	30.00	0.00	0.00	0.00	30.00
2400 STUDENT COUNCIL	0.00	0.00	0.00	0.00	0.00
2425 SPARKS	1,163.00	0.00	0.00	0.00	1,163.00
2500 BAND	0.00	0.00	0.00	0.00	0.00
2535 VOCAL MUSIC	724.50	0.00	0.00	0.00	724.50
2545 ORCHESTRA	0.00	0.00	0.00	0.00	0.00
2600 MUSIC SHIRTS	0.00	0.00	0.00	0.00	0.00
R CLUB FEES Totals:	3,035.50	8.00	0.00	0.00	3,043.50

Current Cash Balance Report

Date: 02/01/2011 thru 02/28/2011

Group ID and Activity Number

Activity Number and Name	Beginning Cash	Receipts	Disbursements	Adjustments	Cash Balance
S ATHLETICS FEES					
3200 ATHLETICS	6,685.00	1,315.00	0.00	0.00	8,000.00
S ATHLETICS FEES Totals:	6,685.00	1,315.00	0.00	0.00	8,000.00
Z DO NOT USE CATEGORY					
180 DO NOT USE	0.00	0.00	0.00	0.00	0.00
340 DO NOT USE	0.00	0.00	0.00	0.00	0.00
350 SKI CLUB	0.00	0.00	0.00	0.00	0.00
501 DO NOT USE	0.00	0.00	0.00	0.00	0.00
504 ROTARY ACTIVITY FUND	0.00	0.00	0.00	0.00	0.00
509 DO NOT USE	0.00	0.00	0.00	0.00	0.00
516 DO NOT USE	0.00	0.00	0.00	0.00	0.00
517 DO NOT USE	0.00	0.00	0.00	0.00	0.00
518 DO NOT USE	0.00	0.00	0.00	0.00	0.00
519 DO NOT USE	0.00	0.00	0.00	0.00	0.00
521 DO NOT USE	0.00	0.00	0.00	0.00	0.00
522 DO NOT USE	0.00	0.00	0.00	0.00	0.00
523 DO NOT USE	0.00	0.00	0.00	0.00	0.00
524 DO NOT USE	0.00	0.00	0.00	0.00	0.00
526 DO NOT USE	0.00	0.00	0.00	0.00	0.00
527 DO NOT USE	0.00	0.00	0.00	0.00	0.00
530 DO NOT USE	0.00	0.00	0.00	0.00	0.00
532 "APPLE TREE" DONATIONS	0.00	0.00	0.00	0.00	0.00
536 READING LOUNGE	0.00	0.00	0.00	0.00	0.00
540 FUNDRAISER 98-99, LIBRARY	0.00	0.00	0.00	0.00	0.00
555 FUNDRAISER '07-'08	0.00	0.00	0.00	0.00	0.00
565 DO NOT USE	0.00	0.00	0.00	0.00	0.00
585 DO NOT USE	0.00	0.00	0.00	0.00	0.00
588 FUNDRAISER 08-09	0.00	0.00	0.00	0.00	0.00
595 DO NOT USE	0.00	0.00	0.00	0.00	0.00
1005 DO NOT USE	0.00	0.00	0.00	0.00	0.00
1010 DO NOT USE	0.00	0.00	0.00	0.00	0.00
1030 DO NOT USE	0.00	0.00	0.00	0.00	0.00
1035 DO NOT USE	0.00	0.00	0.00	0.00	0.00
1050 DO NOT USE	0.00	0.00	0.00	0.00	0.00
1055 DO NOT USE	0.00	0.00	0.00	0.00	0.00
1075 DO NOT USE	0.00	0.00	0.00	0.00	0.00
1085 DO NOT USE	0.00	0.00	0.00	0.00	0.00
2350 DO NOT USE	0.00	0.00	0.00	0.00	0.00
2550 DO NOT USE	0.00	0.00	0.00	0.00	0.00
Z DO NOT USE CATEGORY Totals:	0.00	0.00	0.00	0.00	0.00
Report Totals:	36,563.61	9,266.19	6,818.90	0.00	39,010.90

Submitted by Michelle Kraft

Approved by Michelle Kraft Date 3/10/11

Current Cash Balance Report

47

Arranged by:

ALL Data

Date: 02/01/2011 thru 02/28/2011

Group ID and Activity Number

Activity Number and Name	Beginning Cash	Receipts	Disbursements	Adjustments	Cash Balance
A GENERAL FUNDS					
100 VENDING	33,746.50	3,927.47	155.43	0.00	37,518.54
105 STAFF VENDING	896.43	2,000.00	562.00	0.00	2,334.43
110 GENERAL FUND	2,755.04	40.00	0.00	0.00	2,795.04
112 PAYBAC	8,393.04	0.00	0.00	0.00	8,393.04
115 KIEWIT T-SHIRT-SALES/PROJECTS	33,547.16	15.00	0.00	0.00	33,562.16
116 CLASS/ACTIVITY T-SHIRTS	661.45	0.00	0.00	0.00	661.45
117 BOOK ORDERS	10.60	0.00	0.00	0.00	10.60
119 SITE IMPROVEMENT	46,002.92	0.00	0.00	0.00	46,002.92
120 SCHOOL IMPROVEMENT TEAM	2,051.00	0.00	35.56	0.00	2,015.44
125 FUNDRAISER	20,703.58	3,380.18	562.00	0.00	23,521.76
130 BUS	-1,932.29	0.00	500.00	0.00	-2,432.29
140 RETIREMENT	16.60	0.00	0.00	0.00	16.60
150 PARENT/TEACHER RESOURCE LIB	595.53	0.00	0.00	0.00	595.53
155 TECHNOLOGY	0.00	0.00	0.00	0.00	0.00
165 ROTARY	621.91	0.00	0.00	0.00	621.91
167 KCC FUNDRAISER	5,306.62	0.00	0.00	0.00	5,306.62
170 SCHOLARSHIP	2,586.06	0.00	0.00	0.00	2,586.06
180 SPECIAL PROJECTS	700.25	0.00	0.00	0.00	700.25
185 LEARNING CENTER	930.13	0.00	0.00	0.00	930.13
190 STAFF DEVELOPMENT	-193.42	0.00	0.00	0.00	-193.42
195 STUDENT ACTIVITIES	460.44	0.00	85.00	0.00	375.44
196 PARENTS FOR TEACHER APPRECIATION	0.00	0.00	0.00	0.00	0.00
197 VOCAL MUSIC	-2.00	0.00	0.00	0.00	-2.00
198 KETV GRANT/LAURA THOREEN	61.25	0.00	0.00	0.00	61.25
199 RITONYA-ANNE PAGE	549.36	0.00	0.00	0.00	549.36
A GENERAL FUNDS Totals:	158,468.16	9,362.65	1,899.99	0.00	165,930.82
B ATHLETICS					
200 ATHLETICS	-3,051.12	0.00	1,489.84	0.00	-4,540.96
205 SUMMER BB CAMP	466.52	0.00	0.00	0.00	466.52
210 MULTI-PURPOSE PROJECT	0.00	0.00	0.00	0.00	0.00
B ATHLETICS Totals:	-2,584.60	0.00	1,489.84	0.00	-4,074.44
C ACADEMIC CLUBS					
300 INTERNATIONAL CLUB	193.72	0.00	283.00	0.00	-89.28
305 VOLUNTEER CLUB	5,871.37	0.00	0.00	0.00	5,871.37
310 YEARBOOK	44,736.59	0.00	0.00	0.00	44,736.59
315 DRAMA CLUB	2,570.11	0.00	0.00	0.00	2,570.11
320 YOUTH-TO-YOUTH	1,665.36	0.00	0.00	0.00	1,665.36
325 STUDENT COUNCIL	2,003.68	905.50	255.00	0.00	2,654.18
330 SCIENCE CLUB	3.34	0.00	0.00	0.00	3.34
335 ART CLUB	-25.00	0.00	78.05	0.00	-103.05
355 SPEECH CLUB	0.00	0.00	0.00	0.00	0.00
360 DESTINATION IMAGINATION CLUB	0.00	0.00	0.00	0.00	0.00
C ACADEMIC CLUBS Totals:	57,019.17	905.50	616.05	0.00	57,308.62
D CLUBS AND ORGANIZATIONS					
420 SNACK AND STITCH	-42.21	0.00	0.00	0.00	-42.21
D CLUBS AND ORGANIZATIONS Totals:	-42.21	0.00	0.00	0.00	-42.21
E SCHOOL CUSTODIAL ACCOUNTS					
520 SOCIAL/HOSPITALITY	1,642.08	0.00	25.00	0.00	1,617.08
530 PE/LOCK	1,398.93	0.00	0.00	0.00	1,398.93
540 HOME ARTS	251.60	3.50	0.00	0.00	255.10
550 INDUSTRIAL ARTS	13,680.34	0.00	16.88	0.00	13,663.46
560 ART CLASS	0.00	0.00	0.00	0.00	0.00

Current Cash Balance Report

48

Arranged by:

Group ID and Activity Number

ALL Data

Date: 02/01/2011 thru 02/28/2011

Activity Number and Name	Beginning Cash	Receipts	Disbursements	Adjustments	Cash Balance
580 LIBRARY	2,124.10	156.47	137.82	0.00	2,142.75
581 6A FIELD TRIP	0.00	0.00	0.00	0.00	0.00
582 6B FIELD TRIP	-577.00	0.00	0.00	0.00	-577.00
583 6C FIELD TRIP	-577.00	0.00	0.00	0.00	-577.00
584 7A FIELD TRIP	0.00	0.00	0.00	0.00	0.00
585 7B FIELD TRIP	0.00	0.00	0.00	0.00	0.00
586 7C FIELD TRIP	0.00	0.00	0.00	0.00	0.00
587 8A FIELD TRIP	-1,704.00	0.00	0.00	0.00	-1,704.00
588 8B FIELD TRIP	-1,610.00	0.00	0.00	0.00	-1,610.00
589 8C FIELD TRIP	0.00	0.00	0.00	0.00	0.00
590 FRENCH FIELD TRIP	0.00	0.00	0.00	0.00	0.00
591 GERMAN FIELD TRIP	0.00	0.00	0.00	0.00	0.00
592 SPANISH FIELD TRIP	0.00	0.00	0.00	0.00	0.00
593 HAL FIELD TRIPS	-798.50	0.00	90.00	0.00	-888.50
594 AFTER SCHOOL PROGRAM	-9,043.18	0.00	1,616.24	0.00	-10,659.42
595 SUMMER SCHOOL PROGRAM	0.00	0.00	0.00	0.00	0.00
596 BAND FIELD TRIPS	0.00	0.00	0.00	0.00	0.00
597 BAND ACTIVITIES	0.00	0.00	0.00	0.00	0.00
E SCHOOL CUSTODIAL ACCOUNTS Totals:	4,787.37	159.97	1,885.94	0.00	3,061.40
F DISTRICT CUSTODIAL ACCOUNTS					
620 CONVENTION	0.00	0.00	0.00	0.00	0.00
F DISTRICT CUSTODIAL ACCOUNTS Totals:	0.00	0.00	0.00	0.00	0.00
G INVESTMENTS					
700 SAVINGS	-82,778.72	0.00	0.00	0.00	-82,778.72
710 INTEREST ON SAVINGS	58,376.72	0.00	0.00	0.00	58,376.72
G INVESTMENTS Totals:	-24,402.00	0.00	0.00	0.00	-24,402.00
Q FIELD TRIP FEES					
1581 6A FIELD TRIP	0.00	0.00	0.00	0.00	0.00
1582 6B FIELD TRIPS	682.75	0.00	0.00	0.00	682.75
1583 6C FIELD TRIPS	653.00	0.00	0.00	0.00	653.00
1584 7A FIELD TRIPS	0.00	0.00	0.00	0.00	0.00
1585 7B FIELD TRIPS	0.00	0.00	0.00	0.00	0.00
1586 7C FIELD TRIPS	0.00	0.00	0.00	0.00	0.00
1587 8A FIELD TRIPS	1,704.00	0.00	0.00	0.00	1,704.00
1588 8B FIELD TRIPS	1,610.00	0.00	0.00	0.00	1,610.00
1589 8C FIELD TRIPS	0.00	0.00	0.00	0.00	0.00
1590 FRENCH FIELD TRIPS	0.00	0.00	0.00	0.00	0.00
1591 GERMAN FIELD TRIPS	0.00	0.00	0.00	0.00	0.00
1592 SPANISH FIELD TRIPS	0.00	0.00	0.00	0.00	0.00
1593 HAL FIELD TRIPS	791.46	250.75	0.00	0.00	1,042.21
1596 BAND FIELD TRIPS	0.00	0.00	0.00	0.00	0.00
Q FIELD TRIP FEES Totals:	5,441.21	250.75	0.00	0.00	5,691.96
R CLUB FEES					
2320 YOUTH TO YOUTH CLUB	0.00	0.00	0.00	0.00	0.00
2335 ART CLUB	150.00	0.00	0.00	0.00	150.00
2350 CHESS CLUB	0.00	0.00	0.00	0.00	0.00
2355 SPEECH CLUB	0.00	0.00	0.00	0.00	0.00
2360 DESTINATION IMAGINATION CLUB	0.00	0.00	0.00	0.00	0.00
2420 SNACK AND STITCH CLUB	115.00	0.00	0.00	0.00	115.00
R CLUB FEES Totals:	265.00	0.00	0.00	0.00	265.00

Current Cash Balance Report

49

Arranged by:

Group ID and Activity Number

ALL Data

Date: 02/01/2011 thru 02/28/2011

Activity Number and Name	Beginning Cash	Receipts	Disbursements	Adjustments	Cash Balance
S ATHLETIC FEES					
3200 ATHLETICS	10,314.00	0.00	0.00	0.00	10,314.00
3205 SUMMER BB CAMP	0.00	0.00	0.00	0.00	0.00
S ATHLETIC FEES Totals:	10,314.00	0.00	0.00	0.00	10,314.00
T AFTER SCHOOL PROGRAM FEES					
6594 AFTER SCHOOL PROGRAM	16,779.15	0.00	0.00	0.00	16,779.15
6595 AFTER SCHOOL/SUMMER SCHOOL	0.00	0.00	0.00	0.00	0.00
T AFTER SCHOOL PROGRAM FEES Totals:	16,779.15	0.00	0.00	0.00	16,779.15
Report Totals:	226,045.25	10,678.87	5,891.82	0.00	230,832.30

Teresa Schuety 3/4/11
 Lori Jasn 3-4-11

Current Cash Balance Report

50

Arranged by:

Group ID and Activity Number

ALL Data

Date: 02/01/2011 thru 02/28/2011

Activity Number and Name	Beginning Cash	Receipts	Disbursements	Adjustments	Cash Balance
A GENERAL FUNDS					
100 Vending (Student)	19,400.75	5,225.00	0.00	0.00	24,625.75
101 Vending (Pens & Pencils)	859.36	69.75	438.00	0.00	491.11
104 Vending (Staff)	638.32	0.00	0.00	0.00	638.32
105 Parent Donations	1,001.76	0.00	187.50	0.00	814.26
110 General	11,219.44	315.08	1,532.87	0.00	10,001.65
111 Next Year Money	0.00	0.00	0.00	0.00	0.00
115 Stalnaker Book Orders	0.00	0.00	0.00	0.00	0.00
125 Maust Book Orders	0.00	0.00	0.00	0.00	0.00
127 Bunnell Book Orders	0.00	0.00	0.00	0.00	0.00
128 Butler Book Orders	0.00	0.00	0.00	0.00	0.00
130 MEF Scholarship	30.33	0.00	0.00	0.00	30.33
135 Hospitality/Courtesy Fund	703.85	15.00	34.24	0.00	684.61
A GENERAL FUNDS Totals:	33,853.81	5,624.83	2,192.61	0.00	37,286.03
B ATHLETICS					
210 Football	-3,482.79	0.00	0.00	0.00	-3,482.79
220 Basketball	4,984.94	675.00	1,155.27	0.00	4,504.67
230 Volleyball	715.85	0.00	0.00	0.00	715.85
240 Wrestling	-3,797.69	0.00	403.51	0.00	-4,201.20
260 Track & Field	286.85	0.00	0.00	0.00	286.85
B ATHLETICS Totals:	-1,292.84	675.00	1,558.78	0.00	-2,176.62
C ACADEMIC CLUBS					
300 Annual	-3,535.79	0.00	0.00	0.00	-3,535.79
305 Art Club	-128.93	0.00	0.00	0.00	-128.93
306 Chess Club	-260.28	0.00	0.00	0.00	-260.28
309 International Club	-116.65	0.00	0.00	0.00	-116.65
310 Drama Club	4,091.05	0.00	828.50	0.00	3,262.55
315 Youth to Youth Club	187.97	0.00	0.00	0.00	187.97
318 Mustang Mentors	0.00	0.00	0.00	0.00	0.00
321 Scrapbook Club	0.00	0.00	0.00	0.00	0.00
330 Cross Country Club	-455.58	0.00	0.00	0.00	-455.58
335 Volunteer Club	-24.34	0.00	0.00	0.00	-24.34
345 Robotics & Engineering Club	-42.18	0.00	0.00	0.00	-42.18
350 Forensics	0.00	0.00	0.00	0.00	0.00
C ACADEMIC CLUBS Totals:	-284.73	0.00	828.50	0.00	-1,113.23
D CLUBS AND ORGANIZATIONS					
360 Stang Gang Spirit Club	92.85	0.00	0.00	0.00	92.85
400 Student Council	3,466.25	404.89	131.40	0.00	3,739.74
450 Mustang Scholar Retreat	-22,329.47	0.00	6,122.50	0.00	-28,451.97
D CLUBS AND ORGANIZATIONS Totals:	-18,770.37	404.89	6,253.90	0.00	-24,619.38
E SCHOOL CUSTODIAL ACCOUNTS					
500 Art Projects	529.46	0.00	0.00	0.00	529.46
501 Band Contest/Clinic	-69.00	0.00	159.50	0.00	-228.50
502 Swing Choir	-12.50	0.00	355.36	0.00	-367.86
503 Honor Choir	0.00	0.00	0.00	0.00	0.00
504 Jazz Band	0.50	0.00	582.99	0.00	-582.49
506 6A Field Trips	0.00	0.00	0.00	0.00	0.00
507 6B Field Trips	-1,240.00	0.00	0.00	0.00	-1,240.00
508 7A Field Trips	0.00	0.00	0.00	0.00	0.00
509 7B Field Trips	0.00	0.00	0.00	0.00	0.00
510 8A Field Trips	0.00	0.00	0.00	0.00	0.00
511 8B Field Trips	-1,626.71	0.00	0.00	0.00	-1,626.71
512 Foreign Language Trip	0.00	0.00	0.00	0.00	0.00

Current Cash Balance Report

51

Arranged by:

Group ID and Activity Number

ALL Data

Date: 02/01/2011 thru 02/28/2011

Activity Number and Name	Beginning Cash	Receipts	Disbursements	Adjustments	Cash Balance
513 Orchestra Contest/Clinic	0.00	168.00	208.00	0.00	-40.00
515 Fund Raising	35,083.42	886.29	947.50	0.00	35,022.21
520 Gym Suits	0.00	0.00	0.00	0.00	0.00
525 Home Ec Projects	-51.28	0.00	0.00	0.00	-51.28
526 Honors Band	0.00	0.00	0.00	0.00	0.00
527 HAL Field Trips	-1,554.22	0.00	553.75	0.00	-2,107.97
530 Industrial Tech Projects	8,517.17	0.00	0.00	0.00	8,517.17
535 Instrument Rental	-90.00	0.00	0.00	0.00	-90.00
545 Library Activities	1,686.34	60.89	392.84	0.00	1,354.39
550 Lock	0.00	0.00	0.00	0.00	0.00
555 Outdoor Education	-9,314.28	0.00	0.00	0.00	-9,314.28
570 Jump Start	-993.54	0.00	0.00	0.00	-993.54
E SCHOOL CUSTODIAL ACCOUNTS Totals:	30,865.36	1,115.18	3,199.94	0.00	28,780.60
G INVESTMENTS					
700 Investments	-33,751.43	0.00	0.00	0.00	-33,751.43
710 Interest from Savings	4,944.17	0.00	0.00	0.00	4,944.17
G INVESTMENTS Totals:	-28,807.26	0.00	0.00	0.00	-28,807.26
Q FIELD TRIP FEES					
1400 Student Council	0.00	0.00	0.00	0.00	0.00
1506 6A Field Trips	0.00	0.00	0.00	0.00	0.00
1507 6B Field Trips	1,120.00	0.00	0.00	0.00	1,120.00
1508 7A Field Trips	0.00	0.00	0.00	0.00	0.00
1509 7B Field Trips	0.00	0.00	0.00	0.00	0.00
1510 8A Field Trips	0.00	456.00	0.00	0.00	456.00
1511 8B Field Trips	1,319.00	0.00	0.00	0.00	1,319.00
1512 Foreign Language Trip	0.00	20.00	0.00	0.00	20.00
1527 HAL Field Trip	1,944.55	155.50	0.00	0.00	2,100.05
1555 Outdoor Education	8,540.00	0.00	0.00	0.00	8,540.00
1570 Jump Start	990.00	0.00	0.00	0.00	990.00
Q FIELD TRIP FEES Totals:	13,913.55	631.50	0.00	0.00	14,545.05
R CLUB FEES					
2305 Art Club	940.00	20.00	0.00	0.00	960.00
2306 Chess Club	98.00	0.00	0.00	0.00	98.00
2310 Drama Club	435.00	80.00	0.00	0.00	515.00
2315 Youth to Youth	0.00	0.00	0.00	0.00	0.00
2330 Cross Country Club	266.50	0.00	0.00	0.00	266.50
2345 Robotics & Engineering Club	0.00	0.00	0.00	0.00	0.00
2350 Forensics	0.00	0.00	0.00	0.00	0.00
2360 Stang Gang Spirit Club	0.00	0.00	0.00	0.00	0.00
2504 Jazz Band	0.00	0.00	0.00	0.00	0.00
2513 Orchestra Contest/Clinic	0.00	0.00	0.00	0.00	0.00
2526 Honors Band	0.00	0.00	0.00	0.00	0.00
2535 Instrument Rental	1,080.00	0.00	0.00	0.00	1,080.00
R CLUB FEES Totals:	2,819.50	100.00	0.00	0.00	2,919.50
S ATHLETIC FEES					
3010 Football	3,227.50	0.00	0.00	0.00	3,227.50
3020 Basketball	4,720.00	0.00	0.00	0.00	4,720.00
3030 Volleyball	1,690.00	0.00	0.00	0.00	1,690.00
3040 Wrestling	690.00	0.00	0.00	0.00	690.00
3060 Track & Field	90.00	0.00	0.00	0.00	90.00
S ATHLETIC FEES Totals:	10,417.50	0.00	0.00	0.00	10,417.50

Current Cash Balance Report

52

Arranged by:

Group ID and Activity Number

ALL Data

Date: 02/01/2011 thru 02/28/2011

Activity Number and Name	Beginning Cash	Receipts	Disbursements	Adjustments	Cash Balance
T AFTER SCHOOL PROGRAM FEES					
4500 Mustang Scholar Retreat	41,081.50	6,250.00	0.00	0.00	47,331.50
T AFTER SCHOOL PROGRAM FEES Totals:	41,081.50	6,250.00	0.00	0.00	47,331.50
Report Totals:	83,796.02	14,801.40	14,033.73	0.00	84,563.69

Jamie Hiller
Principal
Jose Bartholomeo
Bookkeeper

Current Cash Balance Report

Date: 02/01/2011 thru 02/28/2011

Activity Number and Name	Beginning Cash	Receipts	Disbursements	Adjustments	Cash Balance
A ACTIVITY GENERAL FUND					
100 Vending - Student	-366.32	4,254.11	496.27	0.00	3,391.52
101 Coffee & Water Machines	-957.64	25.00	105.79	0.00	-1,038.43
103 Vending machines-staff	618.24	1,212.00	0.00	0.00	1,830.24
110 General	-366.54	0.00	275.57	0.00	-642.11
150 Sweatshirt Sales	-3.25	0.00	199.00	0.00	-202.25
A ACTIVITY GENERAL FUND Totals:	-1,075.51	5,491.11	1,076.63	0.00	3,338.97
B ATHLETICS/ACTIVITIES					
201 Athletics	187.23	106.69	1,585.81	0.00	-1,291.89
202 Athletics Assistance from Rotary	578.50	0.00	0.00	0.00	578.50
B ATHLETICS/ACTIVITIES Totals:	765.73	106.69	1,585.81	0.00	-713.39
C ACADEMIC CLUBS					
301 Yearbook	28,836.70	0.00	0.00	0.00	28,836.70
C ACADEMIC CLUBS Totals:	28,836.70	0.00	0.00	0.00	28,836.70
D CLUBS AND ORGANIZATIONS					
404 Film Production Club	20.00	0.00	0.00	0.00	20.00
409 Craft Club	-16.00	0.00	86.14	0.00	-102.14
410 Student Council	3,717.12	2,249.69	4,747.89	0.00	1,218.92
413 Wits Clash/Knowledge Masters	6.02	0.00	0.00	0.00	6.02
425 Cooking Club	-156.89	14.00	22.44	-14.00	-179.33
430 Sister Cities Club	78.19	0.00	0.00	0.00	78.19
501 TASC	-186.28	0.00	312.16	0.00	-498.44
D CLUBS AND ORGANIZATIONS Totals:	3,462.16	2,263.69	5,168.63	-14.00	543.22
E ADMIN CUSTODIAL ACCOUNTS					
601 Employee Hospitality	0.00	0.00	0.00	0.00	0.00
603 Gym Fees	1,375.80	0.00	0.00	0.00	1,375.80
605 Book Fines	10,958.19	0.00	0.00	0.00	10,958.19
606 Library	347.86	43.35	30.00	0.00	361.21
610 8th Grade Farewell	1,451.34	0.00	0.00	0.00	1,451.34
618 Counseling	144.74	680.95	707.00	0.00	118.69
E ADMIN CUSTODIAL ACCOUNTS Totals:	14,277.93	724.30	737.00	0.00	14,265.23
F ACADEMIC CUSTODIAL ACCOUNTS					
701 HAL	106.36	0.00	0.00	0.00	106.36
702 Industrial Technology	190.96	5.00	35.95	0.00	160.01
703 Home Economics	622.08	0.00	0.00	0.00	622.08
704 TEAM 6A	257.59	0.00	55.73	0.00	201.86
705 TEAM 6B	324.52	0.00	0.00	0.00	324.52
706 TEAM 7A	330.00	0.00	0.00	0.00	330.00
707 TEAM 7B	262.58	0.00	0.00	0.00	262.58
708 TEAM 8A	-1,592.01	0.00	0.00	0.00	-1,592.01
709 TEAM 8B	224.22	0.00	7.00	0.00	217.22
710 TEAM 7C	135.00	0.00	0.00	0.00	135.00
711 TEAM 6C	132.50	0.00	0.00	0.00	132.50
712 TEAM 8C	76.44	0.00	0.00	0.00	76.44
714 6th grade field trips/team days	-3,300.01	0.00	0.00	0.00	-3,300.01
715 7th grade field trips/team days	0.00	0.00	0.00	0.00	0.00
716 8th grade field trips/team days	-1,926.24	0.00	0.00	0.00	-1,926.24
719 Music	2,373.89	863.00	289.06	0.00	2,947.83
720 Orchestra	-50.00	0.00	0.00	0.00	-50.00
722 Music field trips	1.00	0.00	0.00	0.00	1.00
723 Orchestra field trips	-28.74	0.00	0.00	0.00	-28.74
725 HAL Field trips	-5.41	0.00	0.00	0.00	-5.41
728 Jump Start Program	0.00	0.00	0.00	0.00	0.00
F ACADEMIC CUSTODIAL ACCOUNTS Totals:	-1,865.27	868.00	387.74	0.00	-1,385.01

Current Cash Balance Report



Date: 02/01/2011 thru 02/28/2011

Activity Number and Name	Beginning Cash	Receipts	Disbursements	Adjustments	Cash Balance
H INVESTMENTS					
905 Interest on checking	3,488.56	23.40	0.00	0.00	3,511.96
H INVESTMENTS Totals:	<u>3,488.56</u>	<u>23.40</u>	<u>0.00</u>	<u>0.00</u>	<u>3,511.96</u>
I FUNDRAISERS					
1000 Parent Donations	1,740.00	0.00	0.00	0.00	1,740.00
1002 MAGAZINE SALES	8,801.69	0.00	309.13	0.00	8,492.56
1003 Entertainment Books	870.42	0.00	0.00	0.00	870.42
1004 J.C. Penney	0.00	0.00	0.00	0.00	0.00
1005 Target Donations	932.38	0.00	0.00	0.00	932.38
1006 Donations	12,691.36	0.00	0.00	0.00	12,691.36
1010 Coffee Fundraiser	0.00	0.00	0.00	0.00	0.00
I FUNDRAISERS Totals:	<u>25,035.85</u>	<u>0.00</u>	<u>309.13</u>	<u>0.00</u>	<u>24,726.72</u>
Q Student Fees					
1205 6A field trips/team days	1,285.00	0.00	0.00	0.00	1,285.00
1210 6B Field trips/team day	1,392.00	0.00	0.00	0.00	1,392.00
1211 6C field trips/team days	678.00	0.00	0.00	0.00	678.00
1215 7A Field trips/team day	0.00	0.00	0.00	0.00	0.00
1220 7B Field trips/team day	0.00	0.00	0.00	0.00	0.00
1225 7C Field trips/team days	0.00	0.00	0.00	0.00	0.00
1230 8A Field trips/team days	1,663.00	0.00	0.00	0.00	1,663.00
1235 8B Field trip/team days	1,416.00	0.00	0.00	0.00	1,416.00
1240 8C Field trips/team days	585.00	0.00	0.00	0.00	585.00
1245 Foreign Language Field Trips	0.00	0.00	0.00	0.00	0.00
1246 Sister Cities Club Field Trips	0.00	0.00	0.00	0.00	0.00
1260 HAL Field Trips	190.20	0.00	0.00	0.00	190.20
1280 Jump Start	0.00	0.00	0.00	0.00	0.00
Q Student Fees Totals:	<u>7,209.20</u>	<u>0.00</u>	<u>0.00</u>	<u>0.00</u>	<u>7,209.20</u>
R Clubs/Activities					
2409 Craft Club Fees	81.55	0.00	0.00	0.00	81.55
2410 Cooking Club	149.00	14.00	0.00	14.00	177.00
R Clubs/Activities Totals:	<u>230.55</u>	<u>14.00</u>	<u>0.00</u>	<u>14.00</u>	<u>258.55</u>
S Athletic Fees					
3201 Athletics	9,799.00	835.00	0.00	0.00	10,634.00
S Athletic Fees Totals:	<u>9,799.00</u>	<u>835.00</u>	<u>0.00</u>	<u>0.00</u>	<u>10,634.00</u>
T After School Program Fees					
2501 TASC	27,234.00	2,108.00	0.00	0.00	29,342.00
T After School Program Fees Totals:	<u>27,234.00</u>	<u>2,108.00</u>	<u>0.00</u>	<u>0.00</u>	<u>29,342.00</u>
Z UNUSED ACCOUNTS					
102 Building Beautification	0.00	0.00	0.00	0.00	0.00
104 Freedom Shrine Donations	0.00	0.00	0.00	0.00	0.00
105 Dummy Account	0.00	0.00	0.00	0.00	0.00
149 Discretionary Spending	0.00	0.00	0.00	0.00	0.00
203 Concert Supervision	0.00	0.00	0.00	0.00	0.00
302 Swing/Girls' Choir	0.00	0.00	0.00	0.00	0.00
303 Jazz Band	0.00	0.00	0.00	0.00	0.00
401 Art Club	0.00	0.00	0.00	0.00	0.00
402 Chess Club	0.00	0.00	0.00	0.00	0.00
403 Computer Club	0.00	0.00	0.00	0.00	0.00
405 Environmental Club	0.00	0.00	0.00	0.00	0.00
406 Golf Club	0.00	0.00	0.00	0.00	0.00
407 Student Newspaper	0.00	0.00	0.00	0.00	0.00
408 Science Club	0.00	0.00	0.00	0.00	0.00
411 Youth to Youth	0.00	0.00	0.00	0.00	0.00
412 Writing Club	0.00	0.00	0.00	0.00	0.00

Current Cash Balance Report

Date: 02/01/2011 thru 02/28/2011

Activity Number and Name	Beginning Cash	Receipts	Disbursements	Adjustments	Cash Balance
414 Ski Club	0.00	0.00	0.00	0.00	0.00
415 Photography Club	0.00	0.00	0.00	0.00	0.00
416 Literary Club	0.00	0.00	0.00	0.00	0.00
417 Summer Opportunities	0.00	0.00	0.00	0.00	0.00
418 Spirit Club	0.00	0.00	0.00	0.00	0.00
419 Engineering Club	0.00	0.00	0.00	0.00	0.00
420 Japanese Club	0.00	0.00	0.00	0.00	0.00
421 Dulcimer Club	0.00	0.00	0.00	0.00	0.00
604 Art	0.00	0.00	0.00	0.00	0.00
607 Parent Pack Organization	0.00	0.00	0.00	0.00	0.00
608 Leadership Workshop	0.00	0.00	0.00	0.00	0.00
609 Parent Pack Resource	0.00	0.00	0.00	0.00	0.00
611 Directory Advertisements	0.00	0.00	0.00	0.00	0.00
612 Peer Tutor/Learning Center	0.00	0.00	0.00	0.00	0.00
713 Field Trips - balance from prior years	0.00	0.00	0.00	0.00	0.00
717 Exploratory Teams	0.00	0.00	0.00	0.00	0.00
718 Packtime	0.00	0.00	0.00	0.00	0.00
721 Band	0.00	0.00	0.00	0.00	0.00
724 Band field trips	0.00	0.00	0.00	0.00	0.00
726 Foreign Language Field Trips	0.00	0.00	0.00	0.00	0.00
727 Youth to Youth Field Trips	0.00	0.00	0.00	0.00	0.00
729 Summer School	0.00	0.00	0.00	0.00	0.00
800 Reimbursement account	0.00	0.00	0.00	0.00	0.00
801 Convention	0.00	0.00	0.00	0.00	0.00
802 Other District Custodial	0.00	0.00	0.00	0.00	0.00
1001 Auction	0.00	0.00	0.00	0.00	0.00
1007 Commercial Federal Donation	0.00	0.00	0.00	0.00	0.00
1008 Bemis Art Project	0.00	0.00	0.00	0.00	0.00
1009 Russell Night at Moe's	0.00	0.00	0.00	0.00	0.00
1100 PACKTime 6th grade	0.00	0.00	0.00	0.00	0.00
1102 PACKTime 7th grade	0.00	0.00	0.00	0.00	0.00
1103 PACKTime 8th grade	0.00	0.00	0.00	0.00	0.00
1250 Vocal Music Field Trips	0.00	0.00	0.00	0.00	0.00
1255 Orchestra Field Trips	0.00	0.00	0.00	0.00	0.00
1265 Band Field Trips	0.00	0.00	0.00	0.00	0.00
1270 Journalism Field Trips	0.00	0.00	0.00	0.00	0.00
1275 Student Council Field Trips	0.00	0.00	0.00	0.00	0.00
1281 Youth to Youth Field Trips	0.00	0.00	0.00	0.00	0.00
1285 Summer School	0.00	0.00	0.00	0.00	0.00
2401 Art Club	0.00	0.00	0.00	0.00	0.00
2402 Chess Club	0.00	0.00	0.00	0.00	0.00
2420 Japanese Club	0.00	0.00	0.00	0.00	0.00
Z UNUSED ACCOUNTS Totals:	0.00	0.00	0.00	0.00	0.00
Report Totals:	117,398.90	12,434.19	9,264.94	0.00	120,568.15

Principal signature  Date 3/24/11
 Administrative Assistant signature 

Current Cash Balance Report

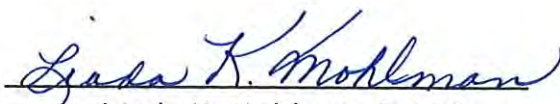
56

ALL Data

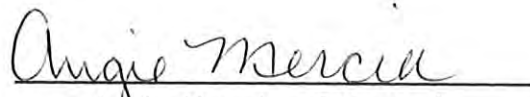
Date: 02/01/2011 thru 02/28/2011

Arranged by:
Group ID and Activity Number

Activity Number and Name	Beginning Cash	Receipts	Disbursements	Adjustments	Cash Balance
A General Funds					
100 General Account	2,008.75	0.00	823.36	0.00	1,185.39
110 Interest Earned - Checking	7.40	1.51	0.00	0.00	8.91
120 Staff Vending	3,927.00	3,252.22	0.00	0.00	7,179.22
A General Funds Totals:	<u>5,943.15</u>	<u>3,253.73</u>	<u>823.36</u>	<u>0.00</u>	<u>8,373.52</u>
Report Totals:	5,943.15	3,253.73	823.36	0.00	8,373.52



Linda K. Mohlman, DSAC
Executive Secretary



Angie Mercier, Principal
Millard Horizon High School

Current Cash Balance Report

ALL Data

Date: 02/01/2011 thru 02/28/2011

Arranged by:
Group ID and Activity Number

Activity Number and Name	Beginning Cash	Receipts	Disbursements	Adjustments	Cash Balance
A ACTIVITY GENERAL					
100 PRIOR YEARS VENDING	49,750.04	0.00	1,803.32	0.00	47,946.72
105 MUSTANG MANIA GRANTS	14,564.08	928.00	2,352.65	0.00	13,139.43
110 GENERAL	9,188.08	5,229.02	9,995.28	0.00	4,421.82
115 MIT	31.52	0.00	0.00	0.00	31.52
120 ACTIVITIES SUPPORT	0.00	0.00	0.00	0.00	0.00
146 COKE/FOOD SERVICE	0.00	60,751.22	0.00	0.00	60,751.22
170 INTEREST OF CD'S	123,078.05	0.00	0.00	0.00	123,078.05
180 BANK CHARGES/INTEREST ON CHECKING	506.44	0.00	55.93	0.00	450.51
185 INTEREST ON MM FUND	27,938.11	36.34	0.00	0.00	27,974.45
190 MN SITE IMPROVEMENTS	37.46	0.00	0.00	0.00	37.46
225 MIGHTY MASCOT	241.35	0.00	0.00	0.00	241.35
A ACTIVITY GENERAL Totals:	225,335.13	66,944.58	14,207.18	0.00	278,072.53
B ATHLETICS/ACTIVITIES					
199 ATHLETIC GATE RECEIPTS	69,566.83	10,285.60	0.00	0.00	79,852.43
200 ACTIVITIES TRANSPORTATION	-31,776.92	300.00	11,886.95	0.00	-43,363.87
201 CONCESSIONS	-2,897.56	6,312.20	7,718.22	0.00	-4,303.58
202 ATHLETICS	18,391.04	76.91	9,560.92	645.00	9,552.03
203 SPORT FEES	-60.00	0.00	0.00	0.00	-60.00
204 ACTIVITY TICKETS	18,365.00	0.00	0.00	0.00	18,365.00
205 ATHLETIC CLOTHING	-576.00	0.00	0.00	0.00	-576.00
206 BASEBALL	-23,750.48	0.00	807.15	0.00	-24,557.63
207 BASKETBALL-BOYS	-1,010.48	0.00	6,417.90	0.00	-7,428.38
208 BASKETBALL - GIRLS	-50.00	0.00	2,346.37	0.00	-2,396.37
209 CROSS COUNTRY	-1,249.58	0.00	0.00	0.00	-1,249.58
211 FOOTBALL	-583.38	0.00	12,342.53	0.00	-12,925.91
212 GOLF	-1,456.58	0.00	461.02	0.00	-1,917.60
213 SOCCER - BOYS	0.00	0.00	1,360.40	0.00	-1,360.40
214 SOCCER - GIRLS	-870.00	0.00	6,147.17	0.00	-7,017.17
216 SOFTBALL	-19,471.88	0.00	3,321.49	0.00	-22,793.37
217 SWIMMING	-4,495.06	0.00	385.64	0.00	-4,880.70
218 TENNIS	-683.10	0.00	1,261.98	0.00	-1,945.08
219 TRACK - BOYS	-340.00	0.00	172.70	0.00	-512.70
220 ENTRY FEES	4,355.00	455.00	0.00	0.00	4,810.00
221 TRACK - GIRLS	-340.00	0.00	367.61	0.00	-707.61
222 VOLLEYBALL	-4,905.69	0.00	4,828.29	0.00	-9,733.98
223 WRESTLING	-1,578.95	0.00	5,589.83	0.00	-7,168.78
224 ATHLETIC TRAINING	-3,149.00	0.00	994.25	0.00	-4,143.25
226 CHEERLEADING	-2,551.40	0.00	650.00	0.00	-3,201.40
227 DANCE TEAM	-3,924.00	0.00	0.00	0.00	-3,924.00
228 FUTURE IMPROVEMENTS	72.91	0.00	0.00	0.00	72.91
230 OFFICIALS	-23,982.81	0.00	4,750.00	0.00	-28,732.81
235 DEBATE TRANSPORTATION	-1,661.40	0.00	402.82	0.00	-2,064.22
240 FORENSIC TRANSPORTATION	-3,208.71	75.00	3,599.52	0.00	-6,733.23
250 BAND/ORCHESTRA TRANSPORTATION	-13,371.86	0.00	592.76	0.00	-13,964.62
260 SHOW CHOIR TRANSPORTATION	-1,533.90	0.00	486.56	0.00	-2,020.46
B ATHLETICS/ACTIVITIES Totals:	-38,727.96	17,504.71	86,452.08	645.00	-107,030.33
C ACADEMIC CLUBS					
301 DECA	-28,081.28	0.00	3,504.04	0.00	-31,585.32
302 FRENCH CLUB	496.10	0.00	0.00	0.00	496.10
303 LATIN CLUB	1,006.92	0.00	0.00	0.00	1,006.92
305 SPANISH CLUB	167.57	0.00	80.04	0.00	87.53

Current Cash Balance Report

ALL Data

Date: 02/01/2011 thru 02/28/2011

Arranged by:
Group ID and Activity Number

Activity Number and Name	Beginning Cash	Receipts	Disbursements	Adjustments	Cash Balance
306 PRIOR YRS YEARBOOK	0.00	0.00	0.00	0.00	0.00
307 GERMAN CLUB	181.73	0.00	0.00	0.00	181.73
308 YEARBOOK/STAMPEDE	24,698.01	405.00	11,028.08	0.00	14,074.93
309 NEWSPAPER/HOOFBEAT	296.66	0.00	0.00	0.00	296.66
311 ASTRONOMY CLUB	99.65	0.00	0.00	0.00	99.65
314 HISTORY CLUB	886.54	590.00	0.00	0.00	1,476.54
315 SPIRIT SHOP	18,053.92	2,917.00	7,733.62	-525.00	12,712.30
316 FCCLA	4,018.28	0.00	0.00	0.00	4,018.28
317 MATH CLUB	-1.18	0.00	0.00	0.00	-1.18
318 CHEMISTRY CLUB	68.50	0.00	0.00	0.00	68.50
325 VIA	1,462.17	0.00	0.00	0.00	1,462.17
515 JAPANESE CLUB	0.00	0.00	0.00	0.00	0.00
524 MULTI-CAT	81.81	0.00	0.00	0.00	81.81
614 BROADCAST CLUB	0.00	0.00	0.00	0.00	0.00
615 SKILLS USA	3,171.13	0.00	1,631.05	0.00	1,540.08
C ACADEMIC CLUBS Totals:	26,606.53	3,912.00	23,976.83	-525.00	6,016.70
D CLUBS AND ORGANIZATIONS					
310 VARSITY/JV CHEER FUNDRAISER	452.37	0.00	315.73	0.00	136.64
402 CHEER/DANCE UNIFORMS	-350.72	0.00	0.00	0.00	-350.72
403 CHEER/DANCE CAMPS	0.00	0.00	0.00	0.00	0.00
406 DANCE TEAM FUNDRAISER	6,715.95	0.00	3,177.26	0.00	3,538.69
407 BASEBALL FR	3,915.39	0.00	0.00	0.00	3,915.39
408 FILM	545.00	0.00	584.51	0.00	-39.51
409 CHESS CLUB	896.08	0.00	0.00	0.00	896.08
410 CROSS COUNTRY FR	122.81	0.00	0.00	0.00	122.81
411 FOOTBALL FR	569.52	2,500.00	286.32	0.00	2,783.20
412 BOYS TRACK FR	8.78	0.00	0.00	0.00	8.78
414 GIRLS GOLF FR	951.33	0.00	0.00	0.00	951.33
417 BOYS SOCCER FR	39.06	0.00	0.00	0.00	39.06
418 GIRLS SWIM	57.42	0.00	0.00	0.00	57.42
419 SOFTBALL FR	900.33	0.00	697.00	0.00	203.33
420 SWIM FR	1,849.35	0.00	0.00	0.00	1,849.35
421 TENNIS FR	0.00	0.00	0.00	0.00	0.00
422 GIRLS TRACK FR	2,889.71	1,727.50	65.60	0.00	4,551.61
423 VOLLEYBALL FUNDRAISER	5,462.06	3,900.00	150.00	0.00	9,212.06
424 BOYS SWIM	157.74	0.00	0.00	0.00	157.74
425 LITERARY MAGAZINE	2,477.18	0.00	0.00	0.00	2,477.18
426 BAND	12,467.71	0.00	443.11	0.00	12,024.60
427 FLAGS	843.45	0.00	0.00	0.00	843.45
429 AMNESTY INTERNATIONAL	534.60	588.10	0.00	0.00	1,122.70
430 SHOW CHOIR	10,955.01	0.00	3,278.25	0.00	7,676.76
431 ORCHESTRA	512.31	1,725.00	1,305.00	0.00	932.31
432 STUDENT COUNCIL	29,633.53	27.05	150.00	0.00	29,510.58
434 JUNIOR CLASS BOARD	22,694.72	0.00	2,388.72	46.00	20,352.00
435 SENIOR CLASS BOARD	3,519.02	0.00	0.00	0.00	3,519.02
437 NATIONAL HONOR SOCIETY	4,520.83	975.00	1,028.90	-46.00	4,420.93
439 DEVELOPMENTAL ASSETS	255.14	0.00	25.94	0.00	229.20
440 MUSTANG MENTOR	1,124.11	0.00	139.00	0.00	985.11
441 DIVERSITY CLUB/STEP UP	204.60	0.00	0.00	0.00	204.60
444 INTRAMURAL SOCCER	307.25	0.00	0.00	0.00	307.25
450 INTRAMURALS BASKETBALL	667.32	0.00	607.93	0.00	59.39
451 INTRAMURAL VOLLEYBALL	3.00	0.00	0.00	0.00	3.00

Current Cash Balance Report

ALL Data

Date: 02/01/2011 thru 02/28/2011

Arranged by:
Group ID and Activity Number

Activity Number and Name	Beginning Cash	Receipts	Disbursements	Adjustments	Cash Balance
456 BOYS GOLF F/R	821.47	0.00	0.00	0.00	821.47
459 BOYS BASKETBALL CAMP	474.73	0.00	1,403.12	0.00	-928.39
466 WRESTLING FUNDRAISER	2,797.18	300.00	0.00	-120.00	2,977.18
480 BAND TRIP	0.00	0.00	0.00	0.00	0.00
500 NFL ACCOUNT	10,387.81	979.00	1,924.50	0.00	9,442.31
520 GIRLS BASKETBALL CAMP	669.97	0.00	590.30	0.00	79.67
600 GIRLS SOCCER F/R	881.79	0.00	0.00	0.00	881.79
D CLUBS AND ORGANIZATIONS Totals:	131,934.91	12,721.65	18,561.19	-120.00	125,975.37
E ADMIN CUSTODIAL ACCOUNTS					
601 COURTESY	3,724.24	0.00	58.89	0.00	3,665.35
602 CAREER DEVELOPMENT	186.94	0.00	0.00	0.00	186.94
603 PARKING STICKERS	16,452.44	437.50	1,833.22	0.00	15,056.72
604 PAYBAC	0.00	500.00	0.00	0.00	500.00
605 FIELDTRIPS	-7,613.52	0.00	1,098.92	0.00	-8,712.44
606 AFTER PROM	-22.64	0.00	0.00	0.00	-22.64
607 ART	1,306.75	35.00	76.84	0.00	1,264.91
608 GYM FEES	7,096.62	75.00	0.00	0.00	7,171.62
609 ART/SCHIMENTI	173.96	0.00	0.00	0.00	173.96
610 BOOK FINES & OTHER UNPAID OBLIGATIONS	10,992.90	372.82	0.00	0.00	11,365.72
611 INDUSTRIAL TECH	2,274.23	64.68	19.23	0.00	2,319.68
612 STAFF VENDING	414.11	3,096.00	418.21	0.00	3,091.90
613 LIBRARY	1,542.63	113.96	18.17	0.00	1,638.42
616 TRANSCRIPT FEES	3,370.98	5.00	112.72	0.00	3,263.26
617 POOL	3,914.20	905.00	1,296.88	0.00	3,522.32
621 PE FIELDTRIPS	-469.70	0.00	220.93	0.00	-690.63
625 AP EXAMS	21,547.74	0.00	0.00	0.00	21,547.74
629 IB	-32,034.69	0.00	0.00	0.00	-32,034.69
630 IB FUND-RAISING	1,851.85	0.00	0.00	0.00	1,851.85
631 PSAT EXAM	-7,422.30	0.00	0.00	0.00	-7,422.30
675 SALBERG FIELDTRIPS	-1,227.07	0.00	272.08	0.00	-1,499.15
680 OTT FIELDTRIPS	-690.66	0.00	0.00	0.00	-690.66
E ADMIN CUSTODIAL ACCOUNTS Totals:	25,369.01	5,604.96	5,426.09	0.00	25,547.88
F ACADEMIC CUSTODIAL ACCOUNTS					
300 DEBATE	453.59	825.00	535.50	0.00	743.09
321 DRAMA	3,853.48	3,241.00	2,566.89	0.00	4,527.59
622 SPEECH	-175.80	0.00	0.00	0.00	-175.80
701 MANTARO/GRANT	0.00	0.00	0.00	0.00	0.00
750 FCS	270.34	0.00	13.45	0.00	256.89
751 ALEKS MATH PROGRAM	67.83	0.00	0.00	0.00	67.83
755 SENIOR CLASS ACTIVITIES	14,085.59	0.00	0.00	0.00	14,085.59
770 ADVERTISING	15.42	0.00	0.00	0.00	15.42
F ACADEMIC CUSTODIAL ACCOUNTS Totals:	18,570.45	4,066.00	3,115.84	0.00	19,520.61
G DISTRICT CUSTODIAL ACCOUNTS					
872 LEADERS SCHOLARSHIP	226.31	0.00	0.00	0.00	226.31
G DISTRICT CUSTODIAL ACCOUNTS Totals:	226.31	0.00	0.00	0.00	226.31
Q EXTRACURRICULAR					
1000 FIELDTRIPS	2,550.50	1,029.00	0.00	0.00	3,579.50
1002 PE FIELDTRIPS	694.00	339.00	0.00	0.00	1,033.00
1005 BAND TRIP	0.00	0.00	0.00	0.00	0.00
1010 DC TRIP	3,963.00	0.00	0.00	0.00	3,963.00
1200 SCIENCE FIELDTRIP	0.00	0.00	0.00	0.00	0.00
1300 DEBATE TRIPS	150.00	0.00	0.00	0.00	150.00

Current Cash Balance Report

ALL Data

Date: 02/01/2011 thru 02/28/2011

Arranged by:
Group ID and Activity Number

Activity Number and Name	Beginning Cash	Receipts	Disbursements	Adjustments	Cash Balance
1301 DECA TRIPS	25,392.00	2,411.16	0.00	0.00	27,803.16
1302 FRENCH CLUB	0.00	0.00	0.00	0.00	0.00
1303 LATIN CLUB	0.00	0.00	0.00	0.00	0.00
1305 SPANISH CLUB	0.00	0.00	0.00	0.00	0.00
1307 GERMAN CLUB	0.00	0.00	0.00	0.00	0.00
1314 HISTORY CLUB TRIP	2,940.00	1,060.00	0.00	0.00	4,000.00
1316 FCCLA CLUB	725.00	0.00	0.00	0.00	725.00
1408 FILM	0.00	0.00	0.00	0.00	0.00
1430 CHORAL TRIP	0.00	0.00	0.00	0.00	0.00
1431 ORCHESTRA TRIP	0.00	5,468.00	0.00	0.00	5,468.00
1450 INTRAMURALS	0.00	0.00	0.00	0.00	0.00
1515 JAPANESE CLUB	0.00	0.00	0.00	0.00	0.00
1615 SKILLS USA	3,061.00	150.00	0.00	0.00	3,211.00
1622 FORENSIC TRIP	2,088.00	290.00	0.00	0.00	2,378.00
1675 SALBERG FIELDTRIPS	1,313.00	581.00	0.00	0.00	1,894.00
1680 OTT FIELDTRIPS	557.00	0.00	0.00	0.00	557.00
2000 MUSIC ALLSTATE FEES	1,640.00	0.00	0.00	0.00	1,640.00
5000 SPORTS PARTICIPATION FEE	57,300.00	1,755.00	0.00	0.00	59,055.00
5230 ONE ACT PARTICIPATION FEE	0.00	0.00	0.00	0.00	0.00
5235 DEBATE PARTICIPATION FEE	0.00	0.00	0.00	0.00	0.00
5240 FORENSIC PARTICIPATION FEE	0.00	0.00	0.00	0.00	0.00
5260 CHORAL PARTICIPATION FEE	0.00	0.00	0.00	0.00	0.00
Q EXTRACURRICULAR Totals:	102,373.50	13,083.16	0.00	0.00	115,456.66
R POST SECONDARY EDUCATION					
6625 AP EXAM FEES	0.00	0.00	0.00	0.00	0.00
6629 IB EXAM FEES	31,890.00	0.00	0.00	0.00	31,890.00
6631 PSAT EXAM	6,880.00	0.00	0.00	0.00	6,880.00
R POST SECONDARY EDUCATION Totals:	38,770.00	0.00	0.00	0.00	38,770.00
S BANKING					
999 STARTING CASH	-2,000.00	1,800.00	1,600.00	0.00	-1,800.00
S BANKING Totals:	-2,000.00	1,800.00	1,600.00	0.00	-1,800.00
Z INVESTMENTS					
900 CERTIFICATES OF DEPOSITS	-211,607.18	0.00	0.00	0.00	-211,607.18
905 MONEY MARKET FUND	-157,896.27	0.00	36.34	0.00	-157,932.61
Z INVESTMENTS Totals:	-369,503.45	0.00	36.34	0.00	-369,539.79
Report Totals:	158,954.43	125,637.06	153,375.55	0.00	131,215.94

Current Cash Balance Report

Date: 02/01/2011 thru 02/28/2011

Group ID and Activity Number

Activity Number and Name	Beginning Cash	Receipts	Disbursements	Adjustments	Cash Balance
A GENERAL ACCOUNT EXPENSES					
109 Public Relations	-410.54	0.00	102.27	0.00	-512.81
115 General Account	-4,160.00	360.00	0.00	0.00	-3,800.00
117 Damage and Loss Property	0.00	0.00	0.00	0.00	0.00
120 Extracurr Transportation	-8,219.94	0.00	1,996.14	0.00	-10,216.08
121 Athletic Transportation	-26,404.34	0.00	597.51	0.00	-27,001.85
140 Technology	0.00	0.00	0.00	0.00	0.00
142 Equipment Replacement / Repair	0.00	0.00	0.00	0.00	0.00
143 Building Maintenance	-330.00	0.00	55.00	0.00	-385.00
144 Pride Time	0.00	0.00	0.00	0.00	0.00
146 Academic Awards	-5,853.98	0.00	0.00	0.00	-5,853.98
147 Activity Support/Projects	-2,325.45	0.00	21.00	0.00	-2,346.45
148 Teachers Grants/Awards	1,000.00	0.00	0.00	0.00	1,000.00
151 Personnel Support	-4,499.73	542.81	1,630.36	0.00	-5,587.28
154 Student Recognition Incentive	-385.47	0.00	0.00	0.00	-385.47
166 Wellness	966.21	0.00	274.16	0.00	692.05
199 Miscellaneous Bank Charges	-2,496.29	0.00	302.34	0.00	-2,798.63
A GENERAL ACCOUNT EXPENSES Totals:	-53,119.53	902.81	4,978.78	0.00	-57,195.50
B GENERAL ACCOUNT REVENUE					
100 Vending Machines-Coca-Cola	0.00	52,517.22	0.00	0.00	52,517.22
104 Staff Coke Fund	-116.14	0.00	122.00	0.00	-238.14
105 Sanitary Machines	74.75	17.75	0.00	0.00	92.50
152 Other Revenue	11,530.59	217.00	0.00	0.00	11,747.59
153 Graduation Revenue	0.00	0.00	0.00	0.00	0.00
155 PAYBAC Partners	862.76	0.00	0.00	0.00	862.76
158 Capital Outlay	73,711.54	0.00	0.00	0.00	73,711.54
190 Misc. Bank Credit Adjustments	0.00	0.00	0.00	0.00	0.00
901 Interest on Bus MM	0.00	0.00	0.00	0.00	0.00
902 Interest on Business Checking	0.00	0.00	0.00	0.00	0.00
B GENERAL ACCOUNT REVENUE Totals:	86,063.50	52,751.97	122.00	0.00	138,693.47
C ATHLETICS					
201 Concessions	29,362.64	4,612.15	881.62	0.00	33,093.17
202 Athletics	-14,829.24	43.80	0.00	0.00	-14,785.44
203 Athletic Gate Receipts	70,408.22	7,967.85	0.00	0.00	78,376.07
204 Athletic Clothing	0.00	0.00	0.00	0.00	0.00
206 Activity Tickets	14,735.00	0.00	0.00	0.00	14,735.00
207 Participation Fee	0.00	0.00	0.00	0.00	0.00
208 Sport Facility Use	-500.00	0.00	0.00	0.00	-500.00
210 Athletic Capital Outlay	285,788.72	0.00	0.00	0.00	285,788.72
211 Activities	-350.00	0.00	919.60	0.00	-1,269.60
212 Athletic Fundraisers	0.00	0.00	0.00	0.00	0.00
213 Summer Clinics	0.00	0.00	0.00	0.00	0.00
214 Little Dribblers	3.21	0.00	0.00	0.00	3.21
216 Strength and Conditioning	-220.50	0.00	25.63	0.00	-246.13
220 Football	-16,353.17	0.00	0.00	0.00	-16,353.17
221 Volleyball	-15,227.49	0.00	0.00	0.00	-15,227.49
222 Softball	-3,712.90	0.00	0.00	0.00	-3,712.90
223 Tennis (Boys)	-1,109.75	0.00	0.00	0.00	-1,109.75
224 Tennis (Girls)	-629.76	0.00	0.00	0.00	-629.76
225 Golf (Boys)	-1,314.75	0.00	0.00	0.00	-1,314.75
226 Golf (Girls)	-2,582.10	0.00	0.00	0.00	-2,582.10
227 Wrestling	-4,839.43	1,850.00	1,591.63	0.00	-4,581.06

Current Cash Balance Report

62

Arranged by:

Group ID and Activity Number

SELECTED Data

Date: 02/01/2011 thru 02/28/2011

Activity Number and Name	Beginning Cash	Receipts	Disbursements	Adjustments	Cash Balance
228 Soccer (Boys)	-893.48	0.00	79.44	0.00	-972.92
229 Soccer (Girls)	-1,234.99	0.00	79.44	0.00	-1,314.43
230 Baseball	-9,483.56	0.00	0.00	0.00	-9,483.56
231 Cross Country (Boys)	-208.57	0.00	0.00	0.00	-208.57
232 Basketball (Boys)	-9,818.79	0.00	2,026.79	0.00	-11,845.58
233 Track (Boys)	-2,205.43	0.00	34.28	0.00	-2,239.71
234 Swimming (Boys)	-3,495.48	1,265.00	1,291.94	0.00	-3,522.42
235 NSAA Competitions	5,471.57	52.00	1,667.61	0.00	3,855.96
240 Athletic Training	-6,099.43	0.00	0.00	0.00	-6,099.43
241 Cross Country (Girls)	-208.81	0.00	0.00	0.00	-208.81
242 Basketball (Girls)	-9,431.49	0.00	1,646.79	0.00	-11,078.28
243 Track (Girls)	-6,119.16	0.00	34.29	0.00	-6,153.45
244 Swimming (Girls)	-2,904.46	0.00	721.94	0.00	-3,626.40
915 Interest-Athletic Activity MM	0.00	0.00	0.00	0.00	0.00
2200 Summer Football	3,009.42	0.00	100.00	0.00	2,909.42
2221 Summer Volleyball	-473.46	0.00	0.00	0.00	-473.46
2222 Summer Softball	1,925.11	0.00	0.00	0.00	1,925.11
2228 Summer Boys Soccer	43.87	0.00	0.00	0.00	43.87
2229 Summer Girls Soccer	470.71	0.00	0.00	0.00	470.71
2230 Summer Baseball	176.40	0.00	0.00	0.00	176.40
2231 Summer Girls Basketball	1,005.36	0.00	200.00	0.00	805.36
2232 Summer Boys Basketball	2,383.94	0.00	665.50	0.00	1,718.44
C ATHLETICS Totals:	300,537.97	15,790.80	11,966.50	0.00	304,362.27
D ORGANIZATIONS AND CLUBS					
301 DECA	-34,257.66	2,779.91	9,565.88	0.00	-41,043.63
302 French Club	833.01	0.00	0.00	0.00	833.01
303 LEO Club	-1,005.84	0.00	0.00	0.00	-1,005.84
305 Spanish Club	112.30	0.00	0.00	0.00	112.30
306 World Language	68.83	318.50	0.00	0.00	387.33
307 German Club	1,035.11	83.00	480.00	0.00	638.11
310 Squashfest	5,404.65	0.00	0.00	0.00	5,404.65
311 Environmental Club	3,785.27	0.00	118.01	0.00	3,667.26
312 Forensics	1,776.10	227.87	0.00	0.00	2,003.97
314 Newspaper	5,510.29	0.00	0.00	0.00	5,510.29
315 Debate	844.30	1,850.00	1,013.17	0.00	1,681.13
316 Art Club	32.26	0.00	0.00	0.00	32.26
317 Play Production	2,542.66	423.95	1,732.90	0.00	1,233.71
318 Thespians	-2,802.12	0.00	0.00	0.00	-2,802.12
319 Athletic Trainers	-463.95	218.00	0.00	0.00	-245.95
385 Culinary Competition	0.00	0.00	0.00	0.00	0.00
395 Fashion Merchandising	5.08	0.00	0.00	0.00	5.08
399 Auditorium Manager	-4,615.00	0.00	710.00	0.00	-5,325.00
409 Band Dept Trips	-26,620.55	0.00	0.00	0.00	-26,620.55
410 Band	10,440.10	0.00	0.00	0.00	10,440.10
411 Choir	-337.44	680.00	2,727.02	0.00	-2,384.46
412 Orchestra	4,492.97	0.00	0.00	0.00	4,492.97
413 Entertainment Books	5,855.00	0.00	0.00	0.00	5,855.00
414 Band Fundraising	4,605.17	0.00	0.00	0.00	4,605.17
415 Choir Fundraising	0.00	340.00	0.00	0.00	340.00
416 Orchestra Fundraising	916.00	0.00	0.00	0.00	916.00
481 Senior Class	1,915.05	0.00	0.00	0.00	1,915.05
482 Junior Class	1,039.12	804.28	0.00	0.00	1,843.40

Current Cash Balance Report

63

Arranged by:

Group ID and Activity Number

SELECTED Data

Date: 02/01/2011 thru 02/28/2011

Activity Number and Name	Beginning Cash	Receipts	Disbursements	Adjustments	Cash Balance
499 VICA-Skills USA	407.73	246.75	0.00	0.00	654.48
500 PATRIOT PHOTO	571.53	0.00	32.60	0.00	538.93
501 Student Council	9,367.36	2,783.00	107.31	0.00	12,043.05
502 National Honor Society	3,176.72	428.40	336.69	0.00	3,268.43
503 Drama Club	128.50	0.00	0.00	0.00	128.50
504 Literary Magazine	754.14	0.00	0.00	0.00	754.14
506 Chess Club	39.10	0.00	0.00	0.00	39.10
507 40 Assets	1,580.27	978.25	201.32	0.00	2,357.20
515 Dance Team	-4,605.25	0.00	0.00	0.00	-4,605.25
516 Cheerleading-Varsity	-10,890.59	115.00	61.50	0.00	-10,837.09
517 Cheerleading-JV	-66.76	0.00	0.00	0.00	-66.76
518 Cheerleading-Freshman	162.68	0.00	0.00	0.00	162.68
519 Cheerleading Uniforms	-96.56	3,115.85	0.00	0.00	3,019.29
525 Prior Yrs Yearbook	7,858.48	0.00	0.00	0.00	7,858.48
527 Yearbook 09-10	1,432.84	0.00	0.00	0.00	1,432.84
528 Yearbook 10-11	6,635.14	0.00	0.00	0.00	6,635.14
555 FCCLA	-71.03	0.00	0.00	0.00	-71.03
556 Future Educators of America	-47.56	0.00	0.00	0.00	-47.56
560 Patriot Post	61,645.00	6,351.90	2,592.87	0.00	65,404.03
580 International Leaders Club	66.67	0.00	0.00	0.00	66.67
590 Diversity Club	0.00	0.00	0.00	0.00	0.00
595 HOSA	352.78	0.00	90.00	0.00	262.78
2528 Yearbook	130.00	0.00	0.00	0.00	130.00
D ORGANIZATIONS AND CLUBS Totals:	59,641.90	21,744.66	19,769.27	0.00	61,617.29
E ADMINISTRATIVE CUSTODIAL					
599 Intramurals	10.01	0.00	0.00	0.00	10.01
601 Staff Courtesy Fund	1,749.72	0.00	470.00	0.00	1,279.72
602 Parking	21,714.20	275.00	53.95	0.00	21,935.25
603 Field Trips	-2,025.74	0.00	0.00	0.00	-2,025.74
605 Pool Maintenance	-845.78	1,311.00	0.00	0.00	465.22
607 Book Fines	14,401.49	40.00	0.00	0.00	14,441.49
610 Information Center	28.82	0.00	0.00	0.00	28.82
611 Advanced Placement	25,321.06	0.00	0.00	0.00	25,321.06
613 Counseling Center	380.03	0.00	77.25	0.00	302.78
614 Transcripts	445.00	0.00	0.00	0.00	445.00
615 PSAT	-3,479.24	0.00	0.00	0.00	-3,479.24
616 Clearing Account	0.00	0.00	0.00	0.00	0.00
621 Graphics Tech	5.00	0.00	0.00	0.00	5.00
622 Construction Tech	-1,079.62	115.16	0.00	0.00	-964.46
623 Manufacturing Tech	1,048.77	0.00	0.00	0.00	1,048.77
624 Foundation Tech	152.41	0.00	35.00	0.00	117.41
628 Athletic Trainers Class	0.25	0.00	0.00	0.00	0.25
630 Social Studies Texts	1,668.39	0.00	0.00	0.00	1,668.39
632 Lock Replacement	714.84	5.00	0.00	0.00	719.84
635 Library Book Fines	657.87	18.99	0.00	0.00	676.86
636 Freshman Transition Day	0.00	0.00	0.00	0.00	0.00
640 Student ID Card Fee	28.58	45.00	0.00	0.00	73.58
641 School Planners	50.00	0.00	0.00	0.00	50.00
645 Family Consumer Science	16.50	0.00	0.00	0.00	16.50
648 MOBA Playhouse	362.76	0.00	0.00	0.00	362.76
656 Technology Magnet	7.64	0.00	0.00	0.00	7.64
660 PAEMST-Science National Award	0.00	0.00	0.00	0.00	0.00

Current Cash Balance Report

64

Arranged by:

Group ID and Activity Number

SELECTED Data

Date: 02/01/2011 thru 02/28/2011

Activity Number and Name	Beginning Cash	Receipts	Disbursements	Adjustments	Cash Balance
679 New Frontier Book Fines	32.70	0.00	0.00	0.00	32.70
680 New Frontier (Grants/Donations)	712.03	0.00	0.00	0.00	712.03
681 New Frontier Chuck Wagon	11.39	0.00	0.00	0.00	11.39
682 New Frontier Activity	75.11	0.00	0.00	0.00	75.11
683 Graduation Expense	0.00	0.00	0.00	0.00	0.00
684 Post-Prom	0.00	0.00	0.00	0.00	0.00
686 Contributions/Gifts	0.00	0.00	0.00	0.00	0.00
687 Next Frontier	0.00	0.00	0.00	0.00	0.00
688 New Addition	0.00	0.00	0.00	0.00	0.00
689 SpEd Activity	84.89	0.00	0.00	0.00	84.89
E ADMINISTRATIVE CUSTODIAL Totals:	62,249.08	1,810.15	636.20	0.00	63,423.03
Q Extracurricular Activities					
1000 Field Trips	2,496.90	260.25	0.00	0.00	2,757.15
2301 DECA	39,805.50	10,266.00	0.00	0.00	50,071.50
2302 French Club	44.00	0.00	0.00	0.00	44.00
2303 LEO Club	1,440.00	0.00	0.00	0.00	1,440.00
2305 Spanish Club	0.00	0.00	0.00	0.00	0.00
2306 World Language	0.00	0.00	0.00	0.00	0.00
2307 German Club	0.00	85.00	0.00	0.00	85.00
2310 Squash Fest	0.00	0.00	0.00	0.00	0.00
2312 Forensics	0.00	0.00	0.00	0.00	0.00
2314 Journalism Trip	2,580.00	0.00	0.00	0.00	2,580.00
2315 Debate	0.00	0.00	0.00	0.00	0.00
2316 Art Club	0.00	0.00	0.00	0.00	0.00
2317 Play Production	1,267.00	0.00	0.00	0.00	1,267.00
2318 Thespian Club	1,794.00	0.00	0.00	0.00	1,794.00
2319 Athletic Trainers Trip	0.00	0.00	0.00	0.00	0.00
2395 Fashion Merchandising	0.00	0.00	0.00	0.00	0.00
2409 Band Trip	23,632.00	0.00	0.00	0.00	23,632.00
2410 Band	0.00	0.00	0.00	0.00	0.00
2411 Choir Trip	1,393.80	650.00	0.00	0.00	2,043.80
2412 Orchestra Trip	200.00	169.00	0.00	0.00	369.00
2499 VICA Trip	0.00	0.00	0.00	0.00	0.00
2500 STARS	0.00	0.00	0.00	0.00	0.00
2501 Student Council	2,315.00	0.00	0.00	0.00	2,315.00
2502 National Honors Society	0.00	0.00	0.00	0.00	0.00
2503 Drama Membership	0.00	0.00	0.00	0.00	0.00
2506 Chess Club	0.00	0.00	0.00	0.00	0.00
2507 40 Assets	0.00	0.00	0.00	0.00	0.00
2515 Dance Team	5,670.78	0.00	0.00	0.00	5,670.78
2516 Varsity Cheerleading Camp	12,286.75	0.00	0.00	0.00	12,286.75
2517 JV Cheerleading Camp	0.00	0.00	0.00	0.00	0.00
2518 FR Cheerleading Camp	0.00	0.00	0.00	0.00	0.00
2555 FCCLA	294.00	0.00	0.00	0.00	294.00
2556 FEA	35.00	0.00	0.00	0.00	35.00
2560 Patriot Post Trip	1,000.00	0.00	0.00	0.00	1,000.00
2580 International Leaders	0.00	0.00	0.00	0.00	0.00
2595 HOSA	707.00	0.00	0.00	0.00	707.00
2599 Intramurals	560.25	0.00	0.00	0.00	560.25
2613 Counseling Center	0.00	0.00	0.00	0.00	0.00
2645 Family Consumer Science	0.00	0.00	0.00	0.00	0.00
2689 SpEd	72.00	0.00	0.00	0.00	72.00

Current Cash Balance Report

65

Arranged by:

Group ID and Activity Number

SELECTED Data

Date: 02/01/2011 thru 02/28/2011

Activity Number and Name	Beginning Cash	Receipts	Disbursements	Adjustments	Cash Balance
5000 Sport Participating Fee	35,280.00	520.00	0.00	0.00	35,800.00
5001 Sport Facility Use Fee	0.00	0.00	0.00	0.00	0.00
Q Extracurricular Activities Totals:	132,873.98	11,950.25	0.00	0.00	144,824.23
R Post-Secondary Education					
7010 AP Exam Fees	1,118.00	0.00	0.00	0.00	1,118.00
7020 PSAT Exam fees	3,825.00	0.00	0.00	0.00	3,825.00
R Post-Secondary Education Totals:	4,943.00	0.00	0.00	0.00	4,943.00
S Banking					
999 Starting Cash	-3,950.00	1,800.00	1,800.00	0.00	-3,950.00
S Banking Totals:	-3,950.00	1,800.00	1,800.00	0.00	-3,950.00
Report Totals:	589,239.90	106,750.64	39,272.75	0.00	656,717.79

Current Cash Balance Report

ALL Data

Arranged by:

Date: 02/01/2011 thru 02/28/2011

Group ID and Activity Number

Activity Number and Name	Beginning Cash	Receipts	Disbursements	Adjustments	Cash Balance
A ADMINISTRATIVE					
100 GENERAL ACTIVITY FUND	46.15	0.00	0.00	0.00	46.15
105 PRINCIPALS ADMIN	13,920.06	75.10	476.73	0.00	13,518.43
110 BUILDING MAINTENANCE	623.56	0.00	0.00	0.00	623.56
120 AP EXAMS	47,679.22	0.00	0.00	0.00	47,679.22
125 SPECIAL PROJECTS	2,025.28	0.00	0.00	0.00	2,025.28
130 COURTESY FUND	-249.82	0.00	0.00	0.00	-249.82
135 DONATIONS - SR CLASS	1,385.00	0.00	0.00	0.00	1,385.00
142 GIFTED	295.18	0.00	0.00	0.00	295.18
145 GUIDANCE	1,777.25	0.00	106.49	0.00	1,670.76
150 INFORMATION CENTER	186.72	0.00	0.00	0.00	186.72
160 PARKING	3,486.43	385.00	1,201.81	0.00	2,669.62
170 STAFF CLOTHING	-1,315.99	0.00	22.00	0.00	-1,337.99
172 STAFF VENDING	2,163.98	0.00	0.00	2,928.00	5,091.98
174 TECHNOLOGY REBATES	1,914.27	0.00	0.00	0.00	1,914.27
180 SPECIAL PROJ - COMMONS	1.87	0.00	0.00	0.00	1.87
182 VENDING-FOOD SERVICE	0.00	58,008.89	0.00	-2,928.00	55,080.89
A ADMINISTRATIVE Totals:	73,939.16	58,468.99	1,807.03	0.00	130,601.12
B ATHLETIC ADMIN					
200 ATH ADMIN (GATE)	67,382.39	6,897.90	172.90	0.00	74,107.39
201 AD'S OFFICE	7,084.26	0.00	338.84	0.00	6,745.42
202 ATHLETIC EVENT ADMISSIONS	0.00	0.00	0.00	0.00	0.00
203 ATHLETIC PROJECT FUND	26,368.94	0.00	0.00	0.00	26,368.94
204 ATHLETIC CRAFT FAIR	0.00	0.00	0.00	0.00	0.00
205 ATHLETIC TRAINING	-4,713.07	0.00	6.00	0.00	-4,719.07
208 BASEBALL FUNDRAISING	5,832.80	4,648.60	2,271.36	0.00	8,210.04
210 BOYS BB FR/CAMP	2,990.30	133.20	1,115.32	-20.00	1,988.18
212 BOYS GOLF FUNDRAISING	911.18	0.00	0.00	0.00	911.18
213 BOYS SOCCER FR/CAMP	1,380.01	0.00	0.00	0.00	1,380.01
215 XC FR/CAMP	1,720.38	0.00	107.91	0.00	1,612.47
217 COACHES CLINICS	526.64	0.00	367.08	0.00	159.56
219 CONCESSIONS	11,639.63	6,799.00	2,296.93	40.00	16,181.70
220 INTRAMURALS	200.06	0.00	1,993.32	0.00	-1,793.26
222 FIT CNTR EQUIP/MAIN	1,256.78	0.00	534.48	0.00	722.30
225 FOOTBALL FR/CAMPS	3,382.51	0.00	362.84	0.00	3,019.67
230 GIRLS GOLF FR	0.00	0.00	0.00	0.00	0.00
233 GIRLS SOCCER FUNDR	2,672.53	0.00	0.00	0.00	2,672.53
235 GIRLS BB FR/CAMP	2,817.10	0.00	667.00	-20.00	2,130.10
240 SOCCER STADIUM	100.00	0.00	0.00	0.00	100.00
245 SOFTBALL FR/CAMP	3,878.00	0.00	0.00	0.00	3,878.00
250 ST TRAINERS (HOSA)	1,058.44	390.00	0.00	0.00	1,448.44
255 GIRLS TRACK FR/CAMP	1,317.90	0.00	162.97	0.00	1,154.93
258 BOYS TRACK FR/CAMP	970.21	30.00	889.27	0.00	110.94
260 POOL FR	11,545.10	7,349.80	12,257.84	0.00	6,637.06
265 VOLLEYBALL FR/CAMP	5,326.68	0.00	0.00	0.00	5,326.68
270 WRESTLING MAT FUND	3,954.08	0.00	0.00	0.00	3,954.08
271 WRESTLING FR/CAMP	890.00	100.00	287.60	0.00	702.40
275 WRESTLING SCHOLARSHIP	-375.00	0.00	750.00	0.00	-1,125.00
290 METRO	-67.10	4,779.20	3,488.48	67.10	1,290.72
295 STATE/DIST/MW TOURNEY	2,900.42	3,434.25	2,948.61	-67.10	3,318.96
299 CORPORATE ADVERTISING	4,331.14	0.00	510.00	0.00	3,821.14
B ATHLETIC ADMIN Totals:	167,282.31	34,561.95	31,528.75	0.00	170,315.51

Current Cash Balance Report

67

Arranged by:

ALL Data

Group ID and Activity Number

Date: 02/01/2011 thru 02/28/2011

Activity Number and Name	Beginning Cash	Receipts	Disbursements	Adjustments	Cash Balance
C ACADEMIC COURSES					
300 AP SOC STD TEXTS	2,065.14	0.00	0.00	0.00	2,065.14
320 ART CLASS FR	2,700.02	0.00	0.00	0.00	2,700.02
338 FAMILY CONSUMER SCIENCE	30.15	0.00	0.00	0.00	30.15
345 LIFETIME FIT	-7.09	500.00	0.00	0.00	492.91
355 PHYSICAL EDUCATION	-3,380.77	0.00	0.00	0.00	-3,380.77
370 VOC IT COURSES	16.18	0.00	0.00	0.00	16.18
376 VOC WOODS	1,010.41	768.16	0.00	0.00	1,778.57
C ACADEMIC COURSES Totals:	2,434.04	1,268.16	0.00	0.00	3,702.20
D CLUBS/ORGANIZATIONS					
400 ART CLUB	217.31	0.00	0.00	0.00	217.31
401 AMNESTY INTERNATIONAL	27.51	0.00	0.00	0.00	27.51
402 BOOKSTORE (Scratchin Post)	7,452.42	2,703.75	3,629.55	0.00	6,526.62
403 CREATIVE TEXTILES & DESIGN	0.31	0.00	0.00	50.00	50.31
405 CULINARY COMPETITION	40.56	0.00	40.00	0.00	0.56
407 DEBATE TEAM	5,066.51	212.50	5,069.55	0.00	209.46
410 DECA	-9,675.78	747.00	8,208.38	0.00	-17,137.16
411 DRAMA - INTL THESPIANS	768.77	0.00	0.00	0.00	768.77
412 DRAMA PRODUCTION	1,942.53	0.00	0.00	0.00	1,942.53
413 FCCLA FAMILY CAREER	9,608.76	1,729.00	532.04	0.00	10,805.72
414 FORENSICS TEAM	6,932.90	25.00	1,506.18	0.00	5,451.72
415 FRENCH CLUB	158.17	0.00	0.00	0.00	158.17
416 KEY CLUB	825.56	0.00	0.00	0.00	825.56
418 FUTURE EDUCATORS	4,991.38	1,801.50	744.52	-50.00	5,998.36
419 40 ASSETS	49.82	0.00	0.00	0.00	49.82
420 GERMAN CLUB	1,079.87	0.00	398.00	0.00	681.87
425 JUNIOR CLASS	8,805.39	0.00	0.00	0.00	8,805.39
430 LITERARY MAGAZINE	318.08	0.00	0.00	0.00	318.08
432 MASCOT TEAM	665.68	51.50	0.00	0.00	717.18
435 M CLUB - CRAZIES	1,510.91	0.00	0.00	0.00	1,510.91
440 JUSTICE LEAGUE	8.88	0.00	0.00	0.00	8.88
445 NATL HONOR SOCIETY	1,823.71	0.00	468.00	0.00	1,355.71
450 NEWSPAPER	15.49	0.00	0.00	0.00	15.49
452 SCIENCE/OLYMPIAD	1.21	0.00	0.00	0.00	1.21
455 SENIOR CLASS	3,655.77	0.00	0.00	0.00	3,655.77
460 SPANISH CLUB	1,161.13	130.00	412.51	0.00	878.62
465 JAPANESE CLUB	114.72	0.00	0.00	0.00	114.72
470 STUDENT COUNCIL	14,698.96	0.00	93.24	0.00	14,605.72
471 STUCO WORKSHOPS	157.93	0.00	0.00	0.00	157.93
473 CAT RACING	2,986.81	500.00	381.07	-110.00	2,995.74
475 MANUFACTURING	103.25	0.00	0.00	0.00	103.25
480 YEARBOOK (PROWLER)	68,490.84	70.00	34,208.03	0.00	34,352.81
490 ENVIRONMENTAL CLUB	2,309.04	0.00	0.00	0.00	2,309.04
495 YOUTH MAKING A DIFF	268.55	0.00	0.00	0.00	268.55
D CLUBS/ORGANIZATIONS Totals:	136,582.95	7,970.25	55,691.07	-110.00	88,752.13
E ATHLETIC TEAMS					
500 CAPITAL OUTLAY	96,102.99	0.00	1,239.34	-243.56	94,620.09
501 BASEBALL EQ/CONT	-2,175.30	0.00	298.00	0.00	-2,473.30
505 BASKETBALL BOYS EQ/CONT	-2,934.42	0.00	3,452.36	0.00	-6,386.78
510 BASKETBALL G EQ/CONT	-3,185.00	0.00	1,767.58	0.00	-4,952.58
515 XC EQ/CONT	-825.72	0.00	0.00	0.00	-825.72
520 FOOTBALL EQ/CONT	-6,845.17	85.00	0.00	0.00	-6,760.17

Current Cash Balance Report

68

Arranged by:

ALL Data

Group ID and Activity Number

Date: 02/01/2011 thru 02/28/2011

Activity Number and Name	Beginning Cash	Receipts	Disbursements	Adjustments	Cash Balance
525 GOLF B EQ/CONT	-1,842.85	0.00	3,037.85	0.00	-4,880.70
530 GOLF G EQ/CONT	-2,667.02	165.00	0.00	0.00	-2,502.02
550 SOCCER B EQ/CONT	-2,435.00	0.00	0.00	0.00	-2,435.00
555 SOCCER G EQ/CONT	-2,380.00	0.00	0.00	0.00	-2,380.00
560 SOFTBALL EQ/CONT	-1,121.20	0.00	0.00	0.00	-1,121.20
565 SWIM EQ/CONT	-2,440.00	0.00	0.00	0.00	-2,440.00
570 TENNIS B EQ/CONT	-980.97	0.00	0.00	0.00	-980.97
573 TENNIS G EQ/CONT	0.00	0.00	373.60	0.00	-373.60
575 TRACK B EQ/CONT	-68.23	0.00	3,693.23	0.00	-3,761.46
580 TRACK G EQ/CONT	0.00	0.00	100.00	0.00	-100.00
585 VOLLEYBALL EQ/CONT	-4,002.96	0.00	0.00	0.00	-4,002.96
590 WRESTLING EQ/CONT	-2,110.00	765.00	836.72	0.00	-2,181.72
E ATHLETIC TEAMS Totals:	60,089.15	1,015.00	14,798.68	-243.56	46,061.91
F CHEERLEADERS					
612 DANCE TEAM	78.31	0.00	0.00	0.00	78.31
620 FRESHMAN CHEER	37.32	0.00	0.00	0.00	37.32
625 JV CHEERLEADERS	128.33	0.00	0.00	0.00	128.33
630 VARSITY CHEERLEADERS	1,406.40	0.00	300.00	0.00	1,106.40
F CHEERLEADERS Totals:	1,650.36	0.00	300.00	0.00	1,350.36
G MUSIC					
700 BAND	8,643.61	4,154.00	3,257.22	0.00	9,540.39
701 BAND UNIFORMS	1,248.22	0.00	0.00	0.00	1,248.22
720 MUSICAL	2,533.51	5,520.00	1,015.97	0.00	7,037.54
725 MUSIC TECH/AUDITORIUM	5,534.55	0.00	0.00	0.00	5,534.55
730 ORCHESTRA	1,305.07	271.00	59.26	0.00	1,516.81
733 ORCHESTRA TRIP	-13,849.19	10.00	48,264.40	243.56	-61,860.03
745 CHORAL MUSIC FR	3,316.61	110.00	29.40	0.00	3,397.21
750 SHOW CHOIR	44,753.67	269.00	28,739.04	0.00	16,283.63
755 SINGSATION	53,181.90	1,085.66	8,556.38	0.00	45,711.18
760 BAND TRIP	-1,222.56	0.00	0.00	0.00	-1,222.56
770 CHOIR TRIP	135.90	1,443.75	7.40	0.00	1,572.25
775 TRI M MUSIC HONOR SOCIETY	758.95	0.00	0.00	0.00	758.95
790 MUSIC DONATIONS	1,153.21	0.00	0.00	0.00	1,153.21
G MUSIC Totals:	107,493.45	12,863.41	89,929.07	243.56	30,671.35
H TRANSPORTATION					
800 TRANSPORTATION MISC	0.00	0.00	226.47	0.00	-226.47
810 TRANS ATHLETICS	-25,778.93	0.00	4,628.25	0.00	-30,407.18
840 TRANS FIELD TRIPS	-6,408.25	0.00	637.12	0.00	-7,045.37
849 TRANSPORTATION MUSIC MISC	-500.00	0.00	0.00	0.00	-500.00
851 TR DRAMA	-167.08	0.00	351.89	0.00	-518.97
H TRANSPORTATION Totals:	-32,854.26	0.00	5,843.73	0.00	-38,697.99
I ACADEMIC COURSE FINES					
901 FOREIGN LANG FINES	661.46	0.00	0.00	0.00	661.46
902 ENGLISH FINES	845.99	0.00	0.00	0.00	845.99
903 MATH FINES	1,697.64	0.00	0.00	0.00	1,697.64
904 SCIENCE FINES	-849.53	0.00	0.00	0.00	-849.53
906 SOCIAL STUDIES FINES	548.57	0.00	0.00	0.00	548.57
907 BUSINESS FINES	72.26	0.00	0.00	0.00	72.26
I ACADEMIC COURSE FINES Totals:	2,976.39	0.00	0.00	0.00	2,976.39

Current Cash Balance Report

69

Arranged by:

Group ID and Activity Number

ALL Data

Date: 02/01/2011 thru 02/28/2011

Activity Number and Name	Beginning Cash	Receipts	Disbursements	Adjustments	Cash Balance
M BANKING (MONEY)					
910 STARTING CASH	-5,793.14	7,465.00	7,500.00	110.00	-5,718.14
920 CHECKING ACCCOUNT	2,617.72	5.00	118.04	0.00	2,504.68
930 MONEY MKT INTEREST	17,538.92	197.09	0.00	0.00	17,736.01
M BANKING (MONEY) Totals:	14,363.50	7,667.09	7,618.04	110.00	14,522.55
Q FEE FUND - EXTRA CURRICULAR					
1000 FIELD TRIPS FEE FUND	10,531.80	265.00	0.00	0.00	10,796.80
2220 INTRAMURAL FEE FUND	2,931.00	0.00	0.00	0.00	2,931.00
2410 DECA FEE FUND	17,645.00	8,323.10	0.00	0.00	25,968.10
2700 BAND FEE FUND	1,795.75	0.00	0.00	0.00	1,795.75
2710 CHOIR FEE FUND	1,285.00	0.00	0.00	0.00	1,285.00
2730 ORCHESTRA FEE FUND	965.45	0.00	0.00	0.00	965.45
2733 ORCHESTRA TRIP FEE FUND	51,999.36	7,580.08	0.00	0.00	59,579.44
2760 BAND TRIP FEE FUND	0.00	0.00	0.00	0.00	0.00
2770 CHOIR TRIP FEE FUND	0.00	0.00	0.00	0.00	0.00
5010 PARTICIPATION FEES	68,990.00	440.00	0.00	0.00	69,430.00
Q FEE FUND - EXTRA CURRICULAR Totals:	156,143.36	16,608.18	0.00	0.00	172,751.54
R FEE FUND - POST SECONDARY ED					
7120 AP TESTS	0.00	0.00	0.00	0.00	0.00
R FEE FUND - POST SECONDARY ED Totals:	0.00	0.00	0.00	0.00	0.00
U NOT IN USE					
122	0.00	0.00	0.00	0.00	0.00
138	0.00	0.00	0.00	0.00	0.00
152	0.00	0.00	0.00	0.00	0.00
157	0.00	0.00	0.00	0.00	0.00
165	0.00	0.00	0.00	0.00	0.00
181	0.00	0.00	0.00	0.00	0.00
189	0.00	0.00	0.00	0.00	0.00
211	0.00	0.00	0.00	0.00	0.00
214	0.00	0.00	0.00	0.00	0.00
223	0.00	0.00	0.00	0.00	0.00
226	0.00	0.00	0.00	0.00	0.00
272	0.00	0.00	0.00	0.00	0.00
285	0.00	0.00	0.00	0.00	0.00
303	0.00	0.00	0.00	0.00	0.00
310	0.00	0.00	0.00	0.00	0.00
312	0.00	0.00	0.00	0.00	0.00
330	0.00	0.00	0.00	0.00	0.00
340	0.00	0.00	0.00	0.00	0.00
360	0.00	0.00	0.00	0.00	0.00
371	0.00	0.00	0.00	0.00	0.00
373	0.00	0.00	0.00	0.00	0.00
374	0.00	0.00	0.00	0.00	0.00
506	0.00	0.00	0.00	0.00	0.00
511	0.00	0.00	0.00	0.00	0.00
516	0.00	0.00	0.00	0.00	0.00
521	0.00	0.00	0.00	0.00	0.00
526	0.00	0.00	0.00	0.00	0.00
531	0.00	0.00	0.00	0.00	0.00
551	0.00	0.00	0.00	0.00	0.00
556	0.00	0.00	0.00	0.00	0.00
561	0.00	0.00	0.00	0.00	0.00

Current Cash Balance Report

70

Arranged by:

Group ID and Activity Number

ALL Data

Date: 02/01/2011 thru 02/28/2011

Activity Number and Name	Beginning Cash	Receipts	Disbursements	Adjustments	Cash Balance
566	0.00	0.00	0.00	0.00	0.00
571	0.00	0.00	0.00	0.00	0.00
574	0.00	0.00	0.00	0.00	0.00
576	0.00	0.00	0.00	0.00	0.00
581	0.00	0.00	0.00	0.00	0.00
586	0.00	0.00	0.00	0.00	0.00
591	0.00	0.00	0.00	0.00	0.00
710	0.00	0.00	0.00	0.00	0.00
735	0.00	0.00	0.00	0.00	0.00
820	0.00	0.00	0.00	0.00	0.00
830	0.00	0.00	0.00	0.00	0.00
845	0.00	0.00	0.00	0.00	0.00
848	0.00	0.00	0.00	0.00	0.00
850	0.00	0.00	0.00	0.00	0.00
852	0.00	0.00	0.00	0.00	0.00
900	0.00	0.00	0.00	0.00	0.00
940	0.00	0.00	0.00	0.00	0.00
2338	0.00	0.00	0.00	0.00	0.00
2411	0.00	0.00	0.00	0.00	0.00
2620	0.00	0.00	0.00	0.00	0.00
2625	0.00	0.00	0.00	0.00	0.00
2630	0.00	0.00	0.00	0.00	0.00
U NOT IN USE Totals:	0.00	0.00	0.00	0.00	0.00
Z INVESTMENTS					
950 OSB-MONEY MKT PLUS	-428,197.49	0.00	197.09	0.00	-428,394.58
Z INVESTMENTS Totals:	-428,197.49	0.00	197.09	0.00	-428,394.58
Report Totals:	261,902.92	140,423.03	207,713.46	0.00	194,612.49

Cynthia M. Henselt 3/19/11
Bookkeeper


Jay Fi 3/17/11

ALL Data

Current Cash Balance Report

Date: 02/01/2011 thru 02/28/2011

Activity Number and Name	Beginning Cash	Receipts	Disbursements	Adjustments	Cash Balance
A SUMMER SCHOOL ACCOUNTS					
100 Elementary Summer School	3,680.00	20,410.00	0.00	0.00	24,090.00
120 Middle School Summer School	355.00	6,025.00	0.00	0.00	6,380.00
130 Senior High Summer School	3,890.00	31,337.50	270.00	0.00	34,957.50
140 Special Education	0.00	533.00	0.00	0.00	533.00
145 Special Education Preschool	0.00	0.00	0.00	0.00	0.00
150 Interest	2,668.75	7.15	0.00	0.00	2,675.90
160 Food Service Refunds	156.45	0.00	0.00	0.00	156.45
170 MNHS AP	100.00	0.00	0.00	0.00	100.00
175 MNHS IB	0.00	0.00	0.00	0.00	0.00
180 MSHS AP	0.00	0.00	0.00	0.00	0.00
185 MWHS AP	0.00	0.00	0.00	0.00	0.00
A SUMMER SCHOOL ACCOUNTS Totals:	<u>10,850.20</u>	<u>58,312.65</u>	<u>270.00</u>	<u>0.00</u>	<u>68,892.85</u>
Report Totals:	10,850.20	58,312.65	270.00	0.00	68,892.85



Linda K. Mohlman, DSAC
Executive Secretary



Bridget Boardman, DSAC
District Accountant

Committee Meeting
Minutes
April 14, 2011

The members of the Board of Education met as a Committee of the Whole meeting on Monday, April 14, 2011 at 6:00 p.m. at the Don Stroh Administration Center, 5606 South 147th Street. The agenda.

Present: Linda Poole, Dave Anderson, Mike Pate, and Patrick Ricketts

Absent: Mike Kennedy

Administrators in attendance were Keith Lutz, Jim Sutfin, and Kraig Lofquist and other administrators.

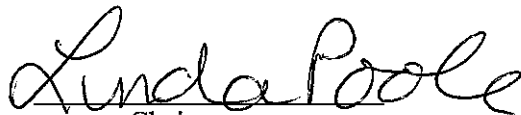
Dr. Lutz began the discussion about the security audit completed by the Crisis Management Inc., LLC organization. John Dudley, with Crisis Management, visited all building principals about their safety plans. In all, Mr. Dudley visited 363 staff members during this security audit process. The recommendations made by Crisis Management are intended to be district-wide not specific buildings.

Kraig Lofquist reviewed what the district currently does in regards to safety and security. He reported that the district has had school safety and security plans in the district since 1999, and these plans have been updated periodically, and are compliant with the state and national standards. In the discussion, Dr. Lofquist reported that at least one time a year an undercover officer goes into buildings to see how long it takes for a staff member to challenge them as to why they are in the building. The district also uses a drug dog intermittently in the buildings throughout the year. The buildings also conduct drills for fire, tornado, Code Yellow and Code Red. The district has provided school resource officers at the middle and high schools for many years.

Kraig Lofquist, said the district applied for a grant through the US Department of Education, which is being used to provide additional police officers at each high school until the end of the school year. There is a stipulation in the grant where the district could reapply for additional funds.

The recommendations from Crisis Management included: no cell phones during school hours, clear or mesh book bags, closed campus, student ID's, and monitoring student dress. The board members discussed the pros and cons of the recommendations.

Dr. Lutz stated he was well aware that all of these recommendations will be controversial issues, and that the district would continue discussions with the board and would move slowly in making changes.


Chairman



Don Stroh Administration Center • 5606 So. 147th Street • Omaha, NE 68137-2604 • (402) 715-8200 • Fax (402) 715-8409

April 13, 2011

TO: Board Members

FROM: Amy Friedman

RE: Employees of the Month

The Employees of the Month for April are Julia Kolander, World Language teacher at Millard North High School and Renee Kaspar, general education paraprofessional at Kiewit Middle School.

AF:sp

AGENDA SUMMARY SHEET

AGENDA ITEM: Policy 3225 – Support Services – Business – Property – Sale & Disposal

MEETING DATE: April 4, 2011 & April 18, 2011

DEPARTMENT: General Administration

TITLE & BRIEF DESCRIPTION: Policy 3225 – Support Services – Business – Property – Sale & Disposal: The revision of the District’s policy regarding the sale and disposal of unused property.

ACTION DESIRED: Approval Discussion Information Only

BACKGROUND: This is a revision of the District’s existing policy regarding the sale of unused property. The two major clarifications/revisions are: (1) sales may be made via online auctions like e-Bay and (2) the board treasurer’s report will list unused property before it is scheduled for sale.

OPTIONS AND ALTERNATIVES: n/a


RECOMMENDATION: It is recommended (after second reading) that revised Policy 3225 be approved as submitted.

STRATEGIC PLAN REFERENCE: n/a

IMPLICATIONS OF ADOPTION/REJECTION: n/a

TIMELINE: Immediate

RESPONSIBLE PERSON: Ken Fossen, Associate Superintendent (General Administration)

SUPERINTENDENT’S APPROVAL: 

Support Services - Business ~~Business and Non-Instructional Operations~~

Property – Sales & Disposal ~~Sale of Books, Supplies and Equipment~~

3225

The superintendent (or designee) shall be authorized to sell or otherwise dispose of any unused property or equipment in the District. Prior to such sale, the unused property or equipment shall be presented to the Board in the District Treasurer’s Report.

The superintendent (or designee) shall select a method of sale that is likely to produce the greatest return for the district. Such method may include, but is not necessarily limited to, local public auctions, online electronic auctions, negotiations, or trade-ins. If, after due diligence, it is determined that an item has no monetary value, the item may be recycled or otherwise disposed of.

The proceeds from the sale of property shall be applied first to the costs associate with the sale. The remaining balance, if any, shall be receipted into District funds as directed by the superintendent (or designee).

The superintendent (or designee) may promulgate administrative procedures to further the implementation of this policy.

~~The Office of the Superintendent or its designee, in compliance with applicable law, shall be authorized to determine any continued useful life or application of depreciated, outmoded, damaged, and otherwise obsolete district property and shall further be authorized to determine appropriate methods of disposal, whether it be by sale, auction, donation, destruction, or other means. When such disposals occur, appropriate administrative procedures shall be followed and all disposals shall be reported and any proceeds surrendered to the Office of the Superintendent.~~

~~Other Policies & Rules: 3225R1~~

Legal Reference: Neb. Rev. Stat. §79-10,114 ~~RRS §79-521~~

Policy Adopted: April 7, 1975

Revised: March 7, 1994

Revised: April ____, 2011

Millard Public Schools
Omaha NE

AGENDA SUMMARY SHEET

AGENDA ITEM: Rule 5200.1

MEETING DATE: April 18, 2011

DEPARTMENT: Pupil Services

TITLE AND BRIEF DESCRIPTION: Attendance and Tardiness

ACTION DESIRED: Approval

BACKGROUND: Due to legislation (LB 800) language was changed regarding mandatory attendance. Therefore, changes and adjustments are being made to this rule which governs school attendance.

OPTIONAL/ALTERNATIVE CONSIDERATIONS: N/A

RECOMMENDATIONS: Approval

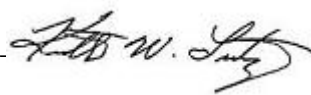
STRATEGIC PLAN REFERENCE: N/A

IMPLICATIONS OF ADOPTION OR REJECTION: The updates complement the terminology used in the state law.

TIMELINE: Immediate

PERSONS RESPONSIBLE: Dr. Kraig J. Lofquist, Director of Pupil Services

DIRECTOR, HUMAN RESOURCES: Dr. Jim Sutfin

SUPERINTENDENT APPROVAL: _____  _____

Pupil Services

Attendance and Tardiness

5200.1

I. Attendance.

- A. Attendance Accounting. Attendance accounting shall be accomplished in secondary schools by recording students' attendance period-by-period, in elementary schools by recording students' attendance in the morning and afternoon, and in summer school by recording secondary students' attendance period-by-period and elementary students' attendance by the hour.
- B. Grounds for Excused Absences. Students may be granted an excused absence from school by the principal or the principal's designee for the following reasons:
1. Personal illness (a physician's verification may be required after four (4) consecutive days of absence for illness);
 2. Death or serious illness in the immediate family or household;
 3. Medical or dental appointments which cannot be scheduled during non-school hours;
 4. Inclement weather;
 5. Observance of religious holidays of the student's own faith, when approved by the building principal or principal's designee; and
 6. Educational, legal, psychological, personal, or safety matters when approved by the building principal or principal's designee.
- C. Rules Governing Absences. The following rules shall apply to excused and unexcused absences:
1. Adoption of Absence Guidelines:
 - a. High Schools. The District's high schools shall adopt a uniform set of guidelines governing absences.
 - b. Middle Schools. The District's middle schools shall adopt a uniform set of guidelines governing absences.
 - c. Elementary Schools. The District's elementary schools shall adopt a uniform set of guidelines governing absences.

Such guidelines must comply with applicable law and District ~~P~~olicy and ~~R~~ule.
 2. Individuals who are authorized to submit written excuses for absences are a parent or guardian, the student if age nineteen (19), or the student if emancipated. Written excuses shall be provided to the principal or the principal's designee.
 3. Only the principal or principal's designee shall be authorized to approve excused absences. All other absences shall be counted as unexcused absences.
 4. If an absence is planned, a written request should be made by an individual enumerated in [Section C \(2\)](#) above in advance of the absence. The written request must include the date(s) and/or time of

the planned absence; the reason for the absence; and the signature of the person submitting the request.

5. Unless the District has provided prior approval of an absence, if a student is absent, the student's parent or guardian should notify the school by calling the principal's office. If a student is absent and the student's parent or guardian has not notified the school, the school will attempt to call the parent or guardian to ascertain the reason for the absence.
6. The student's parent or guardian must call within the time specified by the school's guidelines and provide the following information: the date(s) and/or time of the absence; and the reason for the absence. Failure to call within the required time frame will result in the absence being counted as unexcused.
7. When a student returns to school after an absence, which has not received ~~d~~District approval, the student must report to the school office.
8. The District reserves the right to require verification from a doctor or dentist when an absence is for medical or dental reasons.
9. A written excuse, which is forged or contains factual misrepresentations, shall be deemed an unexcused absence and shall subject students who use, write, or direct the writing of the same to discipline under District ~~R~~rule.

D. Make-up Work for Excused Absences.

1. Guidelines governing make-up work for excused absences shall be as follows:
 - a. High Schools. The District's high schools shall adopt a uniform set of guidelines which will determine under what conditions school work missed during excused absences can be made up.
 - b. Middle Schools. The District's middle schools shall adopt a uniform set of guidelines which will determine under what conditions school work missed during excused absences can be made up.
 - c. Elementary Schools. The District's elementary schools shall adopt a uniform set of guidelines which will determine under what conditions school work missed during excused absences can be made up.
2. Schoolwork missed due to an excused absence must be completed to the satisfaction of each teacher whose class was missed. Students will have a minimum of one (1) school day for each day of excused absence to make up missed schoolwork but may be given additional time for time missed due to illness or injury. Students who do not make up their work within the prescribed time limits will not receive credit for the work missed.

E. Unexcused Absences. The following rules shall apply to unexcused absences:

1. Unless specifically exempted by District ~~P~~policy, District ~~or~~ ~~R~~rule, or applicable law, students who are absent from instructional time without an approved excuse shall be given an unexcused absence and shall be subject to discipline under District ~~R~~rule.
2. Each instructional day or portion of an instructional day of an unexcused absence shall be considered a separate violation of this Rule.
3. Make-up Work for ~~Excused~~ Unexcused Absences.

- a. High Schools. The District's high schools shall adopt a uniform set of guidelines which will determine under what conditions school work missed during unexcused absences can be made up.
- b. Middle Schools. The District's middle schools shall adopt a uniform set of guidelines which will determine under what conditions school work missed during unexcused absences can be made up.
- c. Elementary Schools. The District's elementary schools shall adopt a uniform set of guidelines which will determine under what conditions school work missed during unexcused absences can be made up.

II. Tardiness.

A. Rules. The following rules shall apply to tardiness:

1. Students tardy to school will not be admitted to school unless the student has the permission of the principal or principal's designee.
2. Students tardy to class will not be admitted to class unless the student has the permission of the principal or principal's designee.
3. Tardies will be excused on the same basis and pursuant to the same procedures as provided in Sections I (B) and (C) above for excused absences.
4. Adoption of Additional Guidelines:
 - a. High Schools. The District's high schools shall adopt a uniform set of guidelines to be used to avoid or minimize student tardiness.
 - b. Middle Schools. The District's middle schools shall adopt a uniform set of guidelines to be used to avoid or minimize student tardiness.
 - c. Elementary Schools. The District's elementary schools shall adopt a uniform set of guidelines to be used to avoid or minimize student tardiness.

III. Truancy Excessive Absenteeism.

A. Rules. The following rules shall apply to ~~truancy~~ excessive absenteeism:

1. At least one attendance officer shall be appointed by the District's Board who shall enforce the provisions of Nebraska's ~~truancy~~ mandatory attendance laws. If the Superintendent, a principal, a teacher, or a Board member knows of a violation of Nebraska's ~~truancy~~ mandatory attendance laws by a child of school age, the child's parents, the person in actual or legal control of such child or any other person, ~~than then~~ the Superintendent, principal, teacher, or Board member shall report the violation to the District's attendance officer within three (3) days of learning of the violation.
2. If a student has accumulated five (5) ~~unexcused~~ absences ~~in any one (1) quarter in a school year or the hourly equivalent, or if the student has accumulated twenty (20) unexcused absences per school year, or the hourly equivalent,~~ the District shall render all services in its power to compel ~~truants~~ the students to attend a public, private, denominational, or parochial school, which the person having control of the student shall designate, in an attempt to ~~remediate the students' truant behavior~~ address the problem of excessive absenteeism. Such services shall include, but need not be limited to, the following:

- a. One or more meetings between a school attendance officer, school social worker, or ~~other person~~ the school principal or a member of the school administrative staff designated by the school administration if a school social worker is unavailable, the student's parent or guardian, and the student, if necessary, to report and to attempt to solve the ~~truancy~~ problem of excessive absenteeism, unless the officer or worker has documented the refusal of the parent or guardian to participate in such meetings;
- b. Educational counseling to determine whether curriculum changes including, but not limited to, enrolling the student in an alternative education program that meets the specific educational and behavioral needs of the student, would help solve the ~~truancy~~ problem of excessive absenteeism;
- c. Educational evaluation which may include a psychological evaluation to assist in determining the specific condition, if any, contributing to the ~~truancy~~ problem of excessive absenteeism, supplemented by specific efforts by the school to help remedy any condition diagnosed; and
- d. Investigation of the ~~truancy~~ problem of excessive absenteeism by the school social worker, or if a school social worker is unavailable, by ~~another person~~ the school principal or a member of the school administration staff designated by the school administration, to identify conditions which may be contributing to the ~~truancy~~ problem. If services for the student and the student's family are determined to be needed, the school social worker or ~~other person~~ the school principal or a member of the school administration staff performing the investigation shall meet with the parent or guardian and the student to discuss any referral to appropriate community agencies for economic services, family or individual counseling, or other services required to remedy the conditions that are contributing to the ~~truancy~~ problem of excessive absenteeism.

B. Notification.

1. If a student has accumulated five (5) absences in any one (1) quarter in a school year or the hourly equivalent, the District shall send written notice to the student's parents or guardian regarding the State mandatory attendance and excessive absenteeism laws.
2. If a student has accumulated ten (10) absences in any one (1) quarter a school year or the hourly equivalent, the District shall send a second written notice to the student's parents or guardian regarding the State mandatory attendance and excessive absenteeism laws. In addition, the District shall send notification to the county attorney of the county in which such student resides.
3. If ~~the a~~ student ~~continues to be or becomes habitually truant,~~ is absent more than twenty (20) days per year in a school year or the hourly equivalent, the attendance officer ~~shall serve a written notice to the person violating Nebraska's truancy laws warning to comply with the laws' provisions. If within one (1) week after the time such notice is given such person is still violating the law, then such attendance officer~~ shall file a report with the county attorney of the county in which such ~~person~~ student resides. Notification to the county attorney shall be in writing, and shall include the student's and parents' names, address, number of excused and unexcused absences, and a copy of the letter sent to the violator warning of the violation of Nebraska's truancy laws copies of all other relevant information regarding the student's attendance and excessive absenteeism. ~~If after such notice has been sent to any person such person again violates Nebraska's truancy laws, no written notice shall be required.~~

- C. Students on Probation. If a student on probation who has previously been expelled from the District is attending school pursuant to Nebraska law governing students on probation, prior to the re-admission of the student to the school, school officials shall meet with the student's probation officer and assist in developing conditions of probation that will provide specific guidelines for behavior and consequences

for misbehavior at school as well as educational objectives that must be achieved. The school may expel such a student for subsequent actions which violate District Rule 5400.~~46~~. Such a student shall be screened by the District for possible disabilities and, if the screening so indicates, the student shall be referred for evaluation for possible placement in a District special education program.

- IV. Students Exempt from the ~~Truancy~~-Mandatory Attendance Laws. Students who are exempt from the ~~truancy~~-mandatory attendance laws are:
- A. Students who have obtained a high school diploma;
 - B. Students who have completed the program of instruction offered by a school which elects pursuant to state law not to meet accreditation or approval requirements;
 - C. Students who have reached eighteen (18) years of age;
 - D. Students who have reached sixteen (16) years of age, but are not yet eighteen (18) years of age and their parent or guardian has signed a notarized release discontinuing the enrollment of the student;
 - E. Students who will reach six (6) years of age prior to January 1 of the then current school year, and their parent or guardian has discontinued enrollment in accordance with District Rule 5100.2(III)(A); and
 - F. Students who will not reach six (6) years of age prior to January 1 of the then current school year, and their parent or guardian has discontinued enrollment in accordance with District Rule 5100.2(III)(B).
- V. Student Discipline. Students who violate the provisions of this Rule, or the District's Standards of Student Conduct, or the guidelines of the building principal or principal's designee, may be subject to student discipline. Students who have excessive absences or tardies may also be subject to student discipline.
- VI. Definitions.
- A. "Emancipated student" shall mean any student, under the age of nineteen (19), who is either married, or is enlisted in the military service, or unmarried and has voluntarily left home without financial support from the student's parent(s) , or the student has been declared emancipated by a court of law and the conditions leading to that declaration remain unchanged.
 - B. "Immediate family" shall mean spouse, parents, children, mother-in-law, father-in-law, siblings, siblings-in-law, sons-in-law, daughters-in-law, grandparents, spouses, grandparents, or any relative who is a permanent resident in the student's home or for whom the student has specific responsibility.
 - C. "~~Truancy~~-Excessive absences" shall mean five (5) or more absences from school ~~that are unexcused in a school year or the hourly equivalent~~.

Legal Reference: Neb. Rev. Stat. §§ 29-2270 through 29-2272
Neb. Rev. Stat. §§ 79-201 through 79-210

Related Policies & Rules: 5200, 5200.2, 5400.~~46~~

Rule Approved:

Revised: July 20, 1987; September 19, 1994; September 8, 1998;
September 11, 2000; June 20, 2005; February 16, 2009; April 18, 2011.

Millard Public Schools
Omaha, Nebraska

AGENDA SUMMARY SHEET

AGENDA ITEM: Approve Rule 6110.1
Written Curriculum - Content Standards

MEETING DATE: April 18, 2011

DEPARTMENT: Educational Services

TITLE: Approval of revised Rule 6110.1
BRIEF DESCRIPTION: Written Curriculum - Content Standards

ACTION DESIRED: X Approval Informational

BACKGROUND: The State Board of Education has approved new Science Standards and Indicators for inclusion in Rule 10 and to support the new state-wide mathematics test. The revisions to Rule 6110.1 incorporate the language from the state standards into the District's Essential Learner Outcomes to provide alignment and continuity as is called for in the Curriculum Management Audit. These changes will support the revised Science Framework which will be submitted to the Board in May.

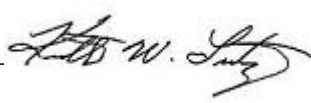
RECOMMENDATIONS: Approval Rule Changes

STRATEGIC PLAN: None

REFERENCE:

TIMELINE: N/A

RESPONSIBLE PERSON(S): Dr. Mark Feldhausen, Dr. Carol Newton, Dr. Nancy Johnston, Dr. Clara Hoover, Nancy Thornblad

SUPERINTENDENT'S APPROVAL: _____  _____

Curriculum, Instruction, and Assessment

Written Curriculum - Content Standards

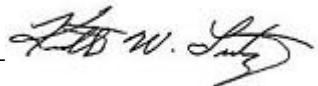
6110.1

The Essential Learner Outcomes of the Millard Public Schools are the following:

MILLARD ESSENTIAL LEARNER OUTCOMES

- CITIZENSHIP • FINANCIAL LITERACY • HUMAN RELATIONS • LANGUAGE ARTS
- MATHEMATICS • READINESS FOR WORK • READINESS FOR LIFE-LONG LEARNING • SCIENCE
- SOCIAL STUDIES • TECHNOLOGY • FINE AND PERFORMING ARTS • WELLNESS

ACADEMIC SKILLS AND APPLICATIONS	
<p>Students will demonstrate proficiency by meeting established standards on district-wide assessments. This proficiency, along with the successful completion of 225 credits (230 credits for class of 2013 and beyond) and a Personal Learning Plan (PLP), is used for diploma granting or denial.</p> <p>LANGUAGE ARTS</p> <ul style="list-style-type: none"> • Students will learn and apply reading skills and strategies to comprehend text. • Students will apply writing skills and strategies to communicate. <p>MATHEMATICS</p> <ul style="list-style-type: none"> • Students will communicate number sense concepts using multiple representations to reason, solve problems, and make connections within mathematics and across disciplines. • Students will communicate geometric concepts and measurement concepts using multiple representations to reason, solve problems, and make connections within mathematics and across disciplines. • Students will communicate algebraic concepts using multiple representations to reason, solve problems, and make connections within mathematics and across disciplines. • Students will communicate data analysis/probability concepts using multiple representations to reason, solve problems, and make connections within mathematics and across disciplines. <p>SCIENCE</p> <p>9. Use scientific processes to understand the unifying concepts of the natural world 10. Demonstrates understanding of life, physical, earth and space sciences:</p> <ul style="list-style-type: none"> • Students will combine scientific processes and knowledge with scientific reasoning and critical thinking to ask questions about phenomena and propose explanations based on gathered evidence. • Students will integrate and communicate the information, concepts, principles, processes, theories, and models of the Physical Sciences to make connections with the natural and engineered world. • Students will integrate and communicate the information, concepts, principles, processes, theories, and models of the Life Sciences to make connections with the natural and engineered world. • Students will integrate and communicate the information, concepts, principles, processes, theories, and models of the Earth and Space Sciences to make connections with the natural and engineered world. <p>SOCIAL STUDIES</p> <ol style="list-style-type: none"> 9. Demonstrates understanding of structure, operations and relationships between local, state, national and international governments 10. Demonstrates practical knowledge of history, economics and geography 11. Understand global independence. <hr style="border-top: 1px dashed black;"/> <p>Course outcomes and assessments will determine program and building accountability in the areas of clarity (what is to be taught) competence (what is to be learned), consistency (among buildings), continuity (articulation) and communication (among teachers and with parents). The following indicators are not used by district-wide assessments for diploma-granting or denial.</p> <p>LANGUAGE ARTS</p> <ul style="list-style-type: none"> • Students will learn and apply speaking and listening skills and strategies to communicate • Students will identify, locate, and evaluate information. <p>FINANCIAL LITERACY</p> <ul style="list-style-type: none"> • Demonstrates skills to manage financial resources. • Makes sound financial choices by using appropriate resources. <p>HUMAN RELATIONS</p> <ul style="list-style-type: none"> • Understands ethnic and cultural differences. • Understands human differences. 	<p>TECHNOLOGY</p> <ul style="list-style-type: none"> • Obtains information electronically and organizes it successfully • Conveys information using technology • Uses a variety of technological resources to solve problems. <p>FINE AND PERFORMING ARTS</p> <ul style="list-style-type: none"> • Experiences and evaluates a variety of music, art, or drama. <p>WELLNESS</p> <ul style="list-style-type: none"> • Understands human growth and development • Identifies the values of good nutrition and physical activity • Evaluates the impact of addictive substances and behaviors
LIFE SKILLS AND PERFORMANCES	
<p>Within the school setting, students in the Millard Public Schools will:</p> <p>READINESS FOR WORK</p> <ul style="list-style-type: none"> • Demonstrate the ability to manage time • Demonstrate the ability to follow directions • Solve problems by processing available information pertinent to a given situation, making decisions as appropriate • Develop ability to work with others to accomplish tasks/goals • Demonstrate essential knowledge of good work habits • Demonstrate responsibility <p>READINESS FOR LIFE-LONG LEARNING</p> <ul style="list-style-type: none"> • Demonstrate ability to set and pursue short term and long term goals • Obtain, organize and evaluate information successfully • Develop the attributes of: <ul style="list-style-type: none"> - integrity, - self-discipline, - positive attitude - perseverance <p>CITIZENSHIP</p> <ul style="list-style-type: none"> • Participate in community and/or school organization • Respect diversity • Respect the rights of others • Treat others in a considerate and non-demeaning manner 	
<p>Revised: Strategic Planning, December 5, 1996 T-Chart Approved: Millard Board of Education, January 13, 1997</p> <p>Rule Adopted: May 3, 1999 Revised: June 18, 2001; July 21, 2003; December 4, 2006; March 2, 2009; March 1, 2010 May 2, 2011</p> <p style="text-align: right;">Millard Public Schools Omaha, Nebraska</p>	

AGENDA SUMMARY SHEET**AGENDA ITEM:** Technology Rule 7500.1**MEETING DATE:** April 18, 2011**DEPARTMENT:** Technology Division**TITLE AND BRIEF DESCRIPTION:** Rule 7500.1—Telephone Equipment and Telephone Systems**ACTION DESIRED:** Approval of Rule 7500.1**BACKGROUND:** Rule 7500.1 has been revised to comply with Nebraska state law and the guidelines for acceptable use of telephone equipment, including cellular phones. District guidelines will be revised and communicated to all staff as a result of the approval of this rule.**RECOMMENDATIONS:** Approve Rule 7500.1—Telephone Equipment and Systems**STRATEGIC PLAN REFERENCE:** None**TIMELINE:** Immediate implementation**RESPONSIBLE PERSON(S):** Victoria L. Hoskovec**SUPERINTENDENT'S APPROVAL:****BOARD ACTION:**

Category: Technology
Policy: Telephone Equipment and Telephone Systems: Acceptable Use
Rule: Telephone Equipment and Telephone Systems 7500.1

Telephone communications includes, but is not limited to, analog, digital, and Voice over Internet Protocol (VoIP) telephones, cellular telephones, faxes, pagers, voicemail, text messaging, and associated services. Telephone communications shall be cost effective, compliant with all applicable state and federal laws, and used for the business of the District. All District employees must comply with the following guidelines.

I. District-Owned Telecommunications Equipment and Systems.

A. The District shall provide District-owned cellular telephones to employees designated by the Superintendent. Such cellular phones shall be used only for District business. The personal use of such District-owned cellular phones is prohibited, except for very limited personal use permitted by this Rule and by Nebraska statutes. A violation of the District's policy against personal use may be grounds for employee discipline and/or criminal sanctions as provided by Nebraska statutes.

B. All telephones, cellular telephones, associated telephone and cellular equipment, faxes, pagers, voicemail, text messaging, and associated systems, and any messages contained within or generated by District-owned cellular telephones, telephone equipment and systems are the property of the District.

C. All communications and records associated with the use of District-owned cellular telephones, telephone equipment or telephone systems may be public records and subject to public disclosure. Such communications and records are also subject to review and audit by the District. There is no individual right to privacy in the use of any District-owned cellular telephones, telephone equipment or telephone systems and such use may be monitored as provided in this Rule.

D. All District-owned cellular telephones, telephone equipment and telephone systems are provided to assist employees in the performance of the duties and responsibilities during their employment with the District. Telephone communications should be limited in number and duration to those necessary to effectively conduct the business of the District.

E. Employees may request the use of a District-owned cellular telephone or similar telecommunication device. Requests must be initially approved by the employee's supervisor and the budget manager responsible for said expenditure. Completed requests are submitted to the Superintendent or designee for final review, approval and processing.

II. Cellular Telephones, Superintendent and Administrators ~~Executive Cabinet.~~

A. The Superintendent, [all administrators](#), ~~the members of the Executive Cabinet, which include the Associate Superintendent of Educational Services, the Associate Superintendent for General Administration, the Executive Director of Human Resources, the Director of Administrative Affairs, the Director of Communications, the Director of Activities and Athletics, and the Executive Director of Technology~~, and any other employees as may be designated by the Superintendent which, in the Superintendent's judgment, are required to be readily available to

conduct District business, may, in lieu of using a District-owned cellular phone, elect to purchase a cellular phone device, provided that such cellular-phone device is capable of receiving both voice and data service, and further, has a service plan that includes both voice and data service. Those employees who elect to purchase a personal cellular phone device in lieu of receiving a District-owned cellular phone, shall purchase a cellular phone that is capable of receiving both voice and data service. The District shall provide those employees a monthly stipend of \$80.00 for monthly service plan charges. Such cellular phones shall be the property of the employee and any stipend shall be included as part of the employee's compensation. No other reimbursements above the stipend amount shall be allowed.

III. The Technology Division shall be responsible for acquisition, installation, maintenance and repair of all District-owned cellular telephones, telephone equipment and telephone systems. The Technology Division shall also be responsible for the administration of all of the District's cellular telephone, telephone and voicemail accounts.

IV. Department supervisors are responsible for overseeing the use of District-owned cellular telephones, telephone equipment and telephone systems and ensuring policy compliance. The Technology Division shall be notified by the Department Supervisors of any needed additions, moves, or changes required to telephone communication services.

V. District-owned landline telephones shall have voicemail service. All voicemail boxes will be protected with a PIN (personal identification number). PINs shall not be shared with others. Voicemail is to be used as a backup in the event one is not available to answer a call. Each user is expected to respond to voicemail messages in a timely manner. If away from the office for more than one business day, the user is expected to change voicemail greeting to reflect this fact and direct callers to alternate contacts if possible.

VI. Use of 411 directory assistance should be avoided since a fee is incurred with each use. Print or online directories should be consulted first.

VII. Use of other pay-for-use telephone services (e.g., busy signal redial, last call return activation – *69, etc.) should only be used to facilitate the safety and security of District students and staff.

VIII. Unacceptable Use. Personal use of District-owned cellular telephones, telephone equipment and telephone systems is prohibited, except for very limited personal use permitted by this Rule and by Nebraska state statutes. District-owned cellular phones, telephone equipment and telephone systems shall also not be used for the following purposes:

A. Transmitting communications and messages that are obscene, profane, or offensive, or transmitting any communications and messages while engaging in any illegal activity;

B. Transmitting communications and messages that violate the District's anti-harassment policy or transmitting communications and messages that create an intimidating or hostile work environment;

C. Any unauthorized use of a PIN or other password;

D. Solicitation or proselytization for commercial, religious, political, personal, or any other reason not related to the conduct of the employee's job duties;

- E. Soliciting to buy or sell goods or services unrelated to the business of the District;
- F. Calling 1-900 and similar pay-for-service phone numbers.

IX. Limited Personal Use. Personal use of District-owned cellular phones, telephone equipment or telephone systems is permitted to contact a child at home, a teacher, a doctor, a day care center, a baby-sitter, a family member, or any other person to inform any such person of an unexpected schedule change or for other essential personal business. Such personal use shall be kept to a minimum and shall not interfere with the performance of District business. Employees shall reimburse the District for any additional cost charged to the District as a result of any acceptable personal use. Any other personal use of District-owned cellular phones, telephone equipment or telephone systems is strictly prohibited.

X. Monitoring. The District reserves the right to monitor, review and audit the use of all District-owned cellular telephones, telephone equipment and telephone systems. The monitoring of such equipment or systems may be done for any reasons. The District further reserves the right to search District-owned cellular phones, telephone equipment and telephone systems as part of any investigation into unauthorized use or as part of an investigation into any unauthorized or illegal conduct.

XI. Supported Services and Repair. District-owned cellular telephones and telephone equipment that is damaged, lost, or stolen must be reported immediately to the Technology Division HelpDesk. If said equipment is damaged, lost, or stolen through acts of negligence, the employee who was assigned such damaged, lost, or stolen cellular phone or telephone equipment will be responsible for reimbursing the District for all repair and/or replacement costs.

XII. Compliance. Use of District-owned cellular telephones, telephone equipment and telephone systems shall comply with all applicable policies and rules of the District, and with all applicable state and federal statutes. The District will provide all users with appropriate training for the use of such equipment.

Related Policy: 7500

Legal Reference: Neb. Rev. Stat. § 49-14,101.01 (3).

Date of Adoption: March 21, 2005

Millard Public Schools
Omaha, NE

Date of Revision: November 1, 2010, [April 18, 2011](#)

AGENDA SUMMARY SHEET

Meeting Date: April 18, 2011

Department Human Resources

Action Desired: Approval

Background: Personnel item: (1) Hires; (2) Resignations; (3) Leave of Absence:
(4) Amendments

**Options/Alternatives
Considered:** N/A

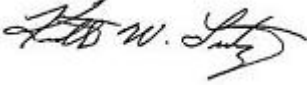
Recommendations: Approval

**Strategic Plan
Reference:** N/A

**Implications of
Adoption/Rejection:** N/A

Timeline: N/A

**Responsible
Persons:** Jim Sutfin, Ed.D.

Superintendent's Signature: _____  _____

April 18, 2011

AMENDMENT TO CONTINUING CONTRACTS

Recommend: Amendment to the following contracts:

1. Carol L. Ariza – Spanish teacher at Millard North High School – Amend contract from 100% (1.0) FTE at Andersen Middle School to 50% (.5) at Millard North High School for the 2011-2012 school year. She is currently on a Leave of Absence.

April 18, 2011

LEAVE OF ABSENCE

Recommend: The following Leave of Absence be accepted:

1. Katherine Louise Pedersen – Spanish teacher at Millard North Middle School. She is requesting a Leave of Absence for the 2011-2012 school year for family reasons.

April 18, 2011

RESIGNATIONS

Recommend: The following resignation be accepted:

1. Luke T. Olson – Math teacher at Millard North High School. Resigning at the end of the 2010-2011 school year for another job in education.
2. Erin Byrd – Math/Science teacher at Russell Middle School. Resigning at the end of the 2010-2011 school year for family reasons.

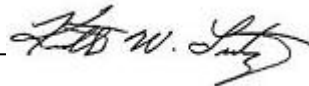
April 18, 2011

TEACHERS RECOMMENDED FOR HIRE**Recommend: the following teachers be hired for the 2011/2012 school year:**

1. Sandra Coyne – BA – University of Nebraska, Omaha. Family Consumer Science Teacher (.5) at Kiewit Middle School for the 2011-2012 school year. Previous Experience: OPS (1972-2004)
2. Yvonne Engesser – MA+30 – College of St. Mary. German Teacher at Kiewit Middle School for the 2011-2012 school year.
3. Sarah A. Haefner – BA – Minnesota State University. Science Teacher at Millard North Middle School for the 2011-2012 school year.
4. Matthew J. Hilderbrand – MA – Hastings College. Social Studies Teacher (Grade 7) at Russell Middle School for the 2011-2012 school year.
5. Jacob W. Hirz – BA – Wayne State College. Math Teacher at Millard North High School for the 2011-2012 school year.
6. Jennifer M. Hoss-Miller – MA -- College of St. Mary. Art Teacher (.5) at Kiewit Middle School for the 2011-2012 school year.
7. Julia A. Krebs – MA – University of Nebraska, Kearney. Language Arts Teacher at Russell Middle School for the 2011-2012 school year. Previous Experience: Current CADRE teacher for the 2010-2011 school year.
8. Amy L. Reoh – MA-- Creighton University. Guidance Counselor at Millard West High School for the 2011-2012 school year. Previous Experience: Bellevue, NE (2000-current), OPS (1999-2000)
9. Stephenie K. Teague – MA – University of Nebraska, Omaha. Guidance Counselor at Kiewit Middle School for the 2011-2012 school year. Previous Experience: Fremont Public Schools (2010-current), Millard Public Schools (2006-2007 & 1993-1995)
10. Whitney A. Matson – BA – University of Nebraska, Lincoln. Family Consumer Science Teacher at Millard West High School for the 2011-2012 school year.
11. Eric S. Peterson – BA – University of Nebraska, Omaha. Social Studies Teacher at Millard North Middle School for the 2011-2012 school year.

AGENDA SUMMARY SHEET**AGENDA ITEM:** Legislative Update**MEETING DATE:** April 18, 2011**DEPARTMENT:** Office of the Superintendent**TITLE AND BRIEF DESCRIPTION:** Legislative Update for the 102nd Legislature 1st session.**ACTION DESIRED:** APPROVAL ____ DISCUSSION ____ INFORMATION ONLY XX

The legislative summary is attached.

RECOMMENDATION:**STRATEGIC PLAN:** Implemented Strategies and Superintendent's Goals**RESPONSIBLE PERSON:** Angelo Passarelli**SUPERINTENDENT'S APPROVAL:** _____

Legislative Update

April 18, 2011

K-12 Funding

LB 235 advanced to 2nd round debate on a 41-0 vote. This bill reduces state aid from the previous year by about 6.5 million for Millard. The biggest reason for the decline is how instructional time is calculated. The rules for reporting instructional time have changed and are less favorable to MPS.

Commission of Industrial Relations

We have seen discussion points on this bill but the bill is not yet out. There is a hearing set for noon on April 13. The NASB (school boards) does not yet support the changes. I should have the details of the agreement soon.

Bills of Interest

LB 558 was moved to final reading. This bill allows joint entities to operate focus schools and if they support the diversity plan they will be entitled to an increase in state aid.

Learning Community - Truancy

LB 463 changes provisions relating to truancy. This bill has been amended several times. We remain opposed to this bill although many of our objections have been addressed by several amendments. This bill as amended allows for medical exceptions from excessive absenteeism.

Learning Community – Student Records

LB 615 and 636 changes provisions relating to access to student records - These bills remain in committee and I haven't heard any word on their disposition.

A listing of bills we are tracking is attached.

National News and Advocacy Issues

FERPA Privacy Issues

Student data privacy is not a new concern. In 1974, the Family Educational Rights and Privacy Act (FERPA) was created to address the issue. But as the world goes digital, data breaches become an everyday occurrence, and ED continues to push for data-driven decision making as part of its school reform movements, it's time to give FERPA a 21st-century makeover, experts say.

...To meet the needs of privacy in the digital era, Education Secretary Arne Duncan is asking lawmakers to amend FERPA to ensure that ED's implementation of the law "continues to protect the privacy of education records, as intended by Congress, while allowing for the effective use of data in statewide longitudinal data systems ... as envisioned in the America COMPETES Act and furthermore supported under the 2009 [stimulus]."

Proposal to avoid government shutdown includes education cuts

Congressional lawmakers are working to craft another stopgap budget plan that will temporarily prevent a government shutdown on Friday. One fiscal year 2011 proposal by House Republican leaders would fund education and the rest of government for one week, while funding the military through Sept. 30. The plan would cut an estimated \$390 million for education, eliminating the \$119 million Teaching American History program, as well as the \$100 million Educational Technology State Grants programs.

MILLARD PUBLIC SCHOOLS

LEGISLATIVE SUMMARY

102nd Legislature - First Session - 2011



530 South 13th Street | Suite 110 | Lincoln, Nebraska 68508
Telephone: 402.434.3399 | Fax: 402.434.3390

BILL NO.	INTRODUCER(S)	DESCRIPTION AND SUMMARY OF BILL	COMM. & HRG. DATE	GF	SF	FR	Status	POSITION
LB18	Adams	Provide for distribution of allocations from the federal Education Jobs Fund	Education 01/18/11 1:30 p.m. Room 1525	01/19/11	01/21/11	01/31/11	Passed 02-04-11 Signed by the Governor 02/10/11	Support
LB19	McCoy	Prohibit the use of certain drug substances as prescribed Adds to Schedule 1 of the controlled substances act Any material, compound, mixture, or preparation containing any detectable quantity of synthetically produced cannabinoids. Makes such substances unlawful to possess. Punishment for such offense shall be equal to those of possession of marijuana.	Judiciary 01/19/11 at 1:30 p.m. Room 1113	01/21/11	02/15/11	02/10/11	Passed w/E 02/16/11 Signed by the Governor 02/23/11	Support
LB33	Louden	Change valuation of agricultural and horticultural land Beginning January 1, 2012 Ag and horticultural land shall be valued at 70 rather than 75% of its actual value. Changes acceptable range for valuation from 69-75% to 64-70% of actual value. Changes state aid value of ag and horticultural land to 67 rather than 72%.	Revenue 01/21/11 at 1:30 p.m. Room 1524					Oppose
LB50	Krist	Adopt the Elementary and Secondary Educational Opportunity Act and provide for income tax credits Provides income tax credits for contributions to entities that provide scholarships to children attending privately operated elementary or secondary schools. Scholarships can only be granted to kids of certain incomes. For grades K-8, the household income eligibility is three times the standard for free or reduced price lunch; for grades 9-12 the eligibility is increased to four times.	Revenue 02/16/11 at 1:30 p.m. Room 1524					Oppose

BILL NO.	INTRODUCER(S)	DESCRIPTION AND SUMMARY OF BILL	COMM. & HRG. DATE	GF	SF	FR	Status	POSITION
LB53	Krist	<p>Change free transportation provisions relating to learning community students</p> <p>Provides that Learning Community school districts must provide free transportation to students residing in the learning community and attending school in the school district if the student is transferring pursuant to the open enrollment provisions of section 79-2110 and either (i) is a student who contributes to the socioeconomic diversity of enrollment at the school building to which he or she attends, transfers and lives more than one mile from the school to which he or she transfers, or (ii) is a student attending a focus school or program and lives more than one mile from the school building housing the focus school or program.</p> <p>Deletes eligibility for free and reduced lunch kids who don't affect diversity of building.</p>	<p>Education 02/28/11 at 1:30 p.m. Room 1525</p>					Support
LB58	Adams	<p>Provide for a study of dual-enrollment courses and career academies</p> <p>Provides that the Coordinating Commission for Postsecondary Education should study dual enrollment courses and report to the Legislature before December 15, 2011.</p>	<p>Education 03/15/11 at 1:30 p.m. room 1525</p>					Support
LB84	Fischer FISCHER PRIORITY BILL (2011)	<p>Adopt the Build Nebraska Act and authorize bonds for the highway system</p> <ul style="list-style-type: none"> • The bill establishes the Build Nebraska Act and Creates the State Highway Capitol Improvement Fund for surface transportation projects, providing for security, investment, and repayment of bonds. • Funding: ½ cent of existing sales tax for 20 years, raising \$125 million annually • Effective: 2013 • Funds shall be used as follows: <p>\$60 million will be used to pay for surface transportation projects of the highest priority of NDOR \$20 million for cities and counties \$15 million for completion of expressway system \$25 million for used for payment of bonds and interest, bonding limit not to exceed \$500 million (Bonds must be issued between 2013 and 2018.)</p>	<p>Revenue 02/10/11 at 1:30 p.m. room 1524</p>	02/17/11	03/25/11			Oppose
LB123	Heidemann	<p>Provide for disciplinary actions and policies relating to cyber-bullying</p> <p>Provides that cyber-bullying shall constitute, in some cases, grounds for long-term suspension, expulsion, or mandatory reassignment. Cyber-bullying means any ongoing use of electronic mail, text messaging, social networking web sites, or any other form of electronic communication, on or off of school grounds, with the intention of causing harm or serious emotional distress to students or school personnel. Requires school districts to develop policies concerning cyber-bullying prevention and education.</p>	<p>Education 01/18/11 at 1:30 p.m. Room 1525</p>					Oppose

BILL NO.	INTRODUCER(S)	DESCRIPTION AND SUMMARY OF BILL	COMM. & HRG. DATE	GF	SF	FR	Status	POSITION
LB125	Avery	Create the Children's Health Advisory Committee To create and provide duties for the Children's Health Advisory Committee, to provide duties for the chief executive officer of the Department of Health and Human Services and the Commissioner of Education to provide for and require schools to implement nutrition and physical activity standards.	Health and Human Services 02/10/11 at 1:30 p.m. Room 1510					Oppose
LB130	Heidemann	Provide for adjustment of formula need in calculation of state aid to schools Provides that for school fiscal years 2011-12 and 2012-13, if the total amount of TEEOSA Aid as determined by the department to be distributed to school districts is different than the total amount of funds appropriated for distribution, the department shall proportionally adjust each district's formula need as calculated pursuant to section 12 79-1007.11 so that the total amount of aid determined is equal to the amount of funds appropriated.	Education 01/25/11 at 1:30 p.m. Room 1525				Killed 02/17/11	Oppose
LB143	Haar	Require public education institutions to file certain contracts of employment with the Nebraska Accountability and Disclosure Commission Provides that public schools shall file with the Accountability and Disclosure Commission a copy of each contract of employment for officials of the institution with the title or function of president, vice president, chancellor, superintendent, assistant superintendent, chief executive officer, or chief financial officer or any other senior administrative personnel under contract with the institution performing similar functions. The contract of employment shall include the salary and benefit package provided to the official and shall identify each benefit provided and its source and value.	Government, Military and Veterans Affairs 02/17/11 at 1:30 p.m. Room 1507				Killed 03/09/11	Oppose
LB145	Haar	Provide for school transportation safety committees Provides for creation of school transportation safety committees and submission of child access routing plans for each school within a school district. Further provides for committee procedures when a new school is proposed.	Education 02/28/11 at 1:30 p.m. Room 1525					Oppose
LB148	Avery	Exclude lobbying expenses from the definition of general fund operating expenditures for state aid to education purposes The one-liner says it all.	Education 01/31/11 at 1:30 p.m. Room 1525					Oppose
LB149	Avery	Adopt the Blind Persons Literacy Rights and Education Act Provides that a teacher employed by or under contract with a school district, educational service unit, other education agency, or the State Department of Education who teaches blind or visually impaired children shall demonstrate competence in reading and writing Braille. Provides how such demonstration may be made.	Education 02/08/11 at 1:30 p.m. Room 1525					Oppose

BILL NO.	INTRODUCER(S)	DESCRIPTION AND SUMMARY OF BILL	COMM. & HRG. DATE	GF	SF	FR	Status	POSITION
LB173	Avery	Prohibit natural resources district board members from running for or holding more than one office No person serving in a natural resource district shall simultaneously hold another high elective office.	Government, Military and Veterans Affairs 02/02/11 at 1:30 p.m. Room 1507					Monitor ?
LB189	Council	Adopt the Criminal Offender Employment Act On an initial application for public employment, there shall be no question or checkbox for the applicant regarding the applicant's criminal record. Any criminal record of the applicant shall not operate as an automatic bar to otherwise qualified applicants in obtaining public employment and shall only be taken into consideration after the applicant has been selected as a finalist for employment. Certain criminal records shall not be used in connection with application for public employment.	Business and Labor 01/24/11 at 1:30 p.m. Room 2102					Oppose
LB192	Council	Require school districts to offer instruction in sexual health education Provides that beginning with school year 2012-13, each school district must offer instruction in sexual health education with a curriculum pursuant to listed criteria in the bill and State Board of Education regulations.	Education 02/08/11 at 1:30 p.m. Room 1525					Oppose
LB204	Council COUNCIL PRIORITY BILL (2011)	Require blood-lead testing prior to enrollment in school Provides that school districts shall require students to have undergone lead testing after the age of 18 months and before the age of 4 years. Provides for testing and notification procedures.	Education 02/08/11 at 1:30 p.m. Room 1525	03/08/11	03/28/11			Oppose
LB235	Adams ADAMS PRIORITY BILL (2011)	Change provisions relating to state aid to schools Reduces the base limitation rate for school district to 0.5% for 2011-12 and 2012-13. Elements of the budget lids would be permanently modified. Modifications that would reduce the total amount of state aid: The cost growth factor would be permanently reduced by eliminating the factor that is added on to the two years of basic allowable growth rates in the calculation. The upper and lower ends of the range for need stabilization would be reduced by 5% for 2011-12. The threshold for the averaging adjustment would also be reduced by 5% for 2011-12 and the additional 0.5% that is used in the calculation of the threshold would be permanently eliminated to reflect the change in the cost growth factor. The local effort rate would be increased from \$1.00 to \$1.025 for 2011-12 and 2012-13. The allocated income tax reduction would be extended for 2011-12 and 2012-13 and would be increased to \$21 million. NCSA Summary. It is estimated that LB235 would decrease the amount of state aid distributed in FY2011-12 by \$140.9 million and the amount distributed in FY2012-13 by \$172.8 million of general funds	Education 01/25/11 at 1:30 p.m. Room 1525	03/28/11				Support

BILL NO.	INTRODUCER(S)	DESCRIPTION AND SUMMARY OF BILL	COMM. & HRG. DATE	GF	SF	FR	Status	POSITION
LB236	Adams	<p>Change provisions relating to state aid to schools</p> <p>Reduces the base limitation rate for school district to 0% for 2011-12 and 2012-13, which would affect budget lids and several elements of the aid formula. Elements of the budget lids would be permanently modified. Modifications reducing total amount of state aid: The cost growth factor would be permanently reduced by eliminating the factor that is added on to the two years of basic allowable growth rates in the calculation. Need stabilization and the averaging adjustment would be eliminated beginning with the 2011-12 calculation of aid. The local effort rate would be increased from \$1.00 to \$1.025 for 2011-12 and 2012-13. The allocated income tax reduction would be extended for 2011-12 and 2012-13 and would be increased to \$21 million. NCSA Summary.</p> <p>It is estimated that LB236 would decrease the amount of state aid distributed in FY2011-12 by \$184.8 million and the amount distributed in FY2012-13 by \$231.9 million of general funds.</p>	<p>Education 01/25/11 at 1:30 p.m. Room 1525</p>					Oppose
LB247	Pahls	<p>Adopt the Classrooms First Act</p> <p>Requires 65% or more of each district's total operating expenditures on direct classroom instruction beginning in 2012-13. Defines what constitutes "direct classroom instruction". Requires Commissioner of Education to send an "intervention team" to any district failing to comply, in order to help the school board and administration meet the requirements of the legislation. Beginning in 2013-14, failure to comply for three consecutive years would mean loss of accreditation. NCSA Summary.</p>	<p>Education 01/25/11 at 1:30 p.m. Room 1525</p>					Oppose
LB260	Lathrop	<p>Adopt the Concussion Awareness Act</p> <p>Provides that after a concussion or brain injury is sustained or suspected to have been sustained, schools are to prohibit athletes from playing or practicing again until they have been cleared by a health care professional. Requires schools to make available training to recognize the symptoms of a concussion or brain injury and send out information regarding concussion and brain injury information on annual basis to student athletes. Cities, villages, businesses, and non-profits who organize youth athletic activities must also provide information on concussions and brain injuries to participants, make available training, and prohibit an athlete from resuming playing or practicing after a concussion or brain injury is sustained or suspected to have been sustained until cleared by a health care professional.</p>	<p>Health and Human Services 01/27/11 at 1:30 p.m. Room 1510</p>	02/15/11	03/09/11	03/23/11		Support
LB266	Sullivan	<p>Change the Open Meetings Act relating to closed sessions</p> <p>Provides that a public body may go into closed session for the evaluation of the job performance of a nonelected official or employee if such person has not requested a public meeting. Current statute provides the body may go into closed session for evaluation of the job performance of a person when necessary to prevent needless injury to the reputation of a person and if such person has not requested a public meeting.</p>	<p>Government, Military and Veterans Affairs 01/26/11 at 1:30 p.m. Room 1507</p>					Support

BILL NO.	INTRODUCER(S)	DESCRIPTION AND SUMMARY OF BILL	COMM. & HRG. DATE	GF	SF	FR	Status	POSITION
LB273	Dubas	Change the Tax Equity and Educational Opportunities Support Act to provide for converted contracts and converted contract option students	Education 01/31/11 at 1:30 p.m. Room 1525					Support
LB283	Haar HAAR PRIORITY BILL (2011)	Provide school boards with tax levy and bond authority relating to energy efficiency projects Permits tax levy authority and bond authority for energy efficiency projects under the existing environmental hazard/accessibility barrier abatement provisions of law. NCSA Summary.	Education 03/01/11 at 1:30 p.m. Room 1525	03/09/11	03/23/11			Support
LB287	Adams	Change provisions relating to summer school and early childhood summer sessions Expands the existing TEEOSA summer school allowance for students enrolled in a summer session of an early childhood education program. Changes the calculation of the allowance. Further provides that each school district will receive an additional six-tenths of a summer school student unit for each early childhood education student unit attributed to a free lunch and free milk. NCSA Summary.	Education 01/31/11 at 1:30 p.m. Room 1525					Support
LB364	Fischer	Change provisions relating to calculation of state aid to schools Revises state aid formula to eliminate the instructional time allowance, the teacher education allowance, and the student growth adjustment for computation of state aid in school fiscal year 2011-12 and beyond. Although the effect on individual school districts is not yet known, Senator Fischer has indicated her intent was to reduce the total liability for state aid to schools. NCSA Summary.	Education 01/31/11 at 1:30 p.m. Room 1525					Oppose
LB381	Speaker Flood	Change provisions relating to educational service units, withdraw from the Compact for Education, and eliminate a student achievement coordinator	Education 02/14/11 at 1:30 p.m. Room 1525					Monitor?

BILL NO.	INTRODUCER(S)	DESCRIPTION AND SUMMARY OF BILL	COMM. & HRG. DATE	GF	SF	FR	Status	POSITION
LB382	Nordquist NE RETIREMENT SYSTEMS PRIORITY BILL (2011)	Change deposit and contribution rates for certain retirement systems Requires School Retirement Fund retirement contributions from employees of 9.28% of compensation from 9/2011 through 8/2013 and contributions of 8.28% from 9/2013 through 8/2014. The most recent required contribution was 8.28%. From 7/2011 until 7/2013, requires retirement contributions paid by Nebraska State Patrol officers or paid on the officer's behalf of 19% of monthly compensation. From 2013 onward, requires 16% contribution. Provides for assessments against the appropriation of the Nebraska State Patrol in those amounts for those periods. NCSA: Proposes to change the employee contribution rate for the School Employees Plan from 8.28% to 9.28% effective September 1, 2011. The employer rate (equal to 101% of the employee rate) would increase from 8.36% to 9.37%. It is important to note that the bill was introduced on behalf of the Governor and that, while the proposal calls for a full percentage increase, the Retirement Committee is not bound to that idea. It is likely that LB 382 will be advanced from committee this session, but it may not have to include a full percent increase. Talks are under way to examine, for instance, a half percent increase or some figure less than a full percent. The underlying objective is to address the immediate actuarial shortfall and to be cognizant of the increased burden placed on employees as well as employers.	Nebraska Retirement Systems 02/01/11 at 1:30 p.m. Room 1525					Monitor ?
LB397	Lathrop BUSINESS AND LABOR PRIORITY BILL (2011)	Redefine a term in the Industrial Relations Act Clarifies that the reference to employer in the definition of employee refers to the definition of employer provided by the Industrial Relations Act. Shell bill for CIR. See LB 619, LB 664, LR29CA	Business and Labor 02/07/11 at 1:30 p.m. Room 1524					Monitor ?
LB430	Cornett	Change property tax levy limitations Provides that property tax levies for "bonds as defined in section 10-134" rather than "bonded indebtedness" are not subject to the local government levy limits established under section 77-3442. Resolves a dispute between State Auditor's office and certain SIDs. ENDC legislation	Revenue 02/02/11 at 1:30 p.m. Room 1524	03/04/11				Support
LB439	Heidemann	Change valuation of agricultural and horticultural land for school tax purposes Provides that for school district taxation purposes, agricultural and horticultural land shall be valued at 65% of its actual value, and greenland 65% of its special value. Provides that the acceptable range of TERC variation for such land for school district taxation purposes is 59% to 65% of actual value. For purposes of TEEOSA, provides that agricultural and horticultural land has a state aid value of 62% of actual value and greenland has a state aid value of 62% of the special valuation. NCSA summary.	Revenue 03/03/11 at 1:30 p.m. Room 1524					Oppose

BILL NO.	INTRODUCER(S)	DESCRIPTION AND SUMMARY OF BILL	COMM. & HRG. DATE	GF	SF	FR	Status	POSITION
LB440	Heidemann	Change adjusted-valuation provisions within the Tax Equity and Educational Opportunities Support Act Provides for a gradual reduction (1% per year) in agricultural and horticultural land state aid value and greenland state aid value from the current 72% to 62% of actual value over the course of the next 10 years. The state aid value is used to calculate TEEOSA aid. NCSA Summary.	Education 02/01/11 at at 1:30 p.m. Room 1525				Killed 2/17/2011	Oppose
LB446	Adams	Change duties and funding provisions relating to educational service units Provides that an ESU may consist of a single school district if that district is a Class IV or Class V district. Provides that only an ESU with four or members or that is composed of a single Class IV or V school district may levy a tax. Provides for the calculation of the adjusted students number for a single member ESU. Provides that it is the intent of the legislature that each multidistrict ESU use 5% of its funding for core services and technology infrastructure for cooperative projects between member school districts and 5% for core services and technology infrastructure statewide projects.	Education 02/14/11 at 1:30 p.m. Room 1525					Oppose
LB463	Ashford JUDICIARY PRIORITY BILL (2011)	Change juvenile penalty, records, service plan, probation sanctions, and truancy provisions Expands access to sealed records to law enforcement agency if a person whose record has been sealed applies for employment with the law enforcement agency. All school districts shall have a policy that outlines how the school district and the county attorney will handle cases in which excessive absences are due to documented serious illness. If a child is absent more than ten days per year or the hourly equivalent or is suspended from school for any reason, the school district shall inform and request from juvenile probation officers as defined in section 29-2246, the Department of Health and Human Services and any private entity providing services to children and families pursuant to a contract with the department, and the Nebraska Commission on Law Enforcement and Criminal Justice any information relating to such child available to the officers, department, entities, and commission. The officers, department, entities, and commission shall provide any such information in their records to the school district. Includes reducing truancy in the list of duties of the learning community. Redefines truancy as students who are absent for more than ten days each year.	Judiciary 02/24/11 at 1:30 p.m. Room 1113	03/14/11				Oppose
LB482	Utter UTTER PRIORITY BILL (2011)	Change provisions governing industrial disputes involving municipal corporations under the Industrial Relations Act	Business and Labor 02/07/11 at 1:30 p.m. Room 1524					Support

BILL NO.	INTRODUCER(S)	DESCRIPTION AND SUMMARY OF BILL	COMM. & HRG. DATE	GF	SF	FR	Status	POSITION
LB486	Louden	<p>Change provisions relating to compensation and contributions under the School Employees Retirement Act</p> <p>Sunset the 7% rule effective June 30, 2012. Thereafter, any amount of annual salary increase exceeding 9% would be excluded for purposes of computation of retirement benefits and there would be no exemptions to this rule. Currently, a plan member of the School Employees Retirement System applying for retirement benefits is subject to have his/her salary examined by NPERS (the Retirement Agency) for the 60 months leading up to the anticipated date of retirement. Under the current rule, any amount of annual salary increase exceeding 7% would be excluded for purposes of computation of retirement benefits unless at least one of three exemptions applies.</p> <p>NCSA: Proposes to eliminate the 7% Rule under the School Employees Plan along with the three exemptions under the rule and, in exchange, to raise the cap for purposes of calculating benefits to 9% with no exemptions. Under the existing rule, a plan member applying for retirement benefits is subject to have his/her salary examined by NPERS (the Retirement Agency) for the 60 months leading up to the declared date of retirement. Any amount of annual salary exceeding 7% would be excluded for purposes of computation of retirement benefits unless at least one of three exemptions applies. The three exemptions are: A. Substantial change of employment position or duties, B. Result of collective bargaining agreement, or C. District-wide permanent benefit-plan change.</p> <p>Under LB 486, the existing 7% Rule would sunset on June 30, 2012, and, beginning July 1, 2012, a new</p>	Nebraska Retirement Systems 02/08/11 at 12:10 p.m. room 1525					Oppose
LB509	Nebraska Retirement Systems Committee NE RETIREMENT SYSTEMS PRIORITY BILL (2011)	<p>Change provisions relating to retirement</p> <p>NCSA: Represents the technical cleanup bill for the NPERS. One of the more significant changes proposed in LB 509 is a re-codification effort to place all cost-of-living (COLA) related provisions of each retirement plan into one section of law and to eliminate obsolete language. The bill does not change or alter any existing COLA laws. The bill neither increases nor diminishes any benefit for current or future retirees.</p>	Nebraska Retirement Systems 02/08/11 at 12:10 p.m. room 1525	03/04/11	03/22/11			Support
LB531	Fulton	<p>Change permissible budget reserves for schools</p> <p>Lowers MPS allowable reserve percentage from 20% to 15%. Provides that any reduction in a school district's budget made to comply with the budget limitation under the state aid formula must affect classroom expenses at a last resort. The obvious intent behind the bill is to force school districts to utilize its reserves toward instructional staff and to place instructional staff as the priority for budget expenditures.</p> <p>NCSA Summary.</p>	Education 02/01/11 at at 1:30 p.m. Room 1525					Oppose
LB537	Karpisek	Change provisions relating to budget limitations and property tax levy limitations	Revenue 02/04/11 at 1:30 p.m. Room 1524					Support

BILL NO.	INTRODUCER(S)	DESCRIPTION AND SUMMARY OF BILL	COMM. & HRG. DATE	GF	SF	FR	Status	POSITION
LB544	Pahls PAHLS PRIORITY BILL (2011)	Change provisions relating to civics education for students Currently, state law provides that for grades below grade 6, one hour a week of school time should be devoted to "the duties of citizenship." This bill expands upon that by adding "including active participation in the improvement of a citizen's community, state, country, and world and the value and practice of civil discourse between opposing interests."	Education 03/15/11 at 1:30 p.m. room 1525 CANCELLED 02/14/11 at 1:30 p.m. Room 1525	03/03/11	03/15/11			Oppose
LB548	McCoy	Change, transfer, and eliminate provisions relating to learning communities Replaces the 18 generally elected voting members of learning community coordinating council with 9 school board members from the districts in the learning community. Selection of members: (a) one school board member would be appointed by the other school district members from each of the six learning community geographic districts (the elected member must live in the district) and (2) three at large school board members as appointed by all school board members within the learning community. Changes duties of the superintendent advisory committee. Eliminates the achievement subcommittee and gives some of those previous duties to the superintendent advisory committee. Provides that the learning community coordinating council must approve a focus program, focus school, or pathway program before it is established by a learning community school districts. Provides that learning community school districts may independently participate in one or more joint entities formed pursuant to the Interlocal Cooperation Act for the purpose of creating, implementing, and operating focus programs, focus schools, magnet schools, or pathway programs which shall not require the approval of the learning community coordinating council. Removes language designating a school district as the primary school district when the school districts collaborate on a focus program, focus school, or magnet school. Provides that student selection and attendance for such focus programs, focus schools, magnet schools, and pathway programs, whether approved by the learning community coordinating council or created and operated	Education 02/22/11 at 1:30 p.m. Room 1525				Killed 03/03/11	Support
LB558	Nordquist NORDQUIST PRIORITY BILL (2011)	Change provisions relating to focus schools, focus programs, and magnet schools Removes the "pursuant to the diversity plan developed by the learning community coordinating council" language after the section that allows any members school district of a learning community to establish one or more focus programs, focus schools, or magnet schools. Provides that if a focus school or focus program is part of a diversity plan of the learning community, it is eligible for an allowance. Removes the designation of a primary school district when the school districts collaborate on a focus program, focus school, or magnet school.	Education 02/22/11 at 1:30 p.m. Room 1525	03/10/11				Monitor
LB564	Fulton FULTON PRIORITY BILL (2011)	Change and eliminate provisions of the Industrial Relations Act and the State Employees Collective Bargaining Act	Business and Labor 02/07/11 at 1:30 p.m. Room 1524					Supprot

BILL NO.	INTRODUCER(S)	DESCRIPTION AND SUMMARY OF BILL	COMM. & HRG. DATE	GF	SF	FR	Status	POSITION
LB572	Price	Limit transfers of students between learning community member school districts Provides that if a learning community coordinating council creates an elementary learning center within a member school district, a student residing in such member school district is not eligible to transfer to another school district within the learning community.	Education 02/28/11 at 1:30 p.m. Room 1525					Oppose
LB582	Haar	Adopt the Student Expression Act Provides that the right of students to free expression in all public schools in Nebraska shall not be abridged except as provided in the Student Expression Act. Prohibits certain types of student expression including (1) obscene expressions, defamatory expressions, and expression that creates clear and present danger of unlawful acts or causes material and substantial disruption of the school or invasion of privacy. Provides that the Legislature encourages school districts to adopt and publish policies on student expression following the guidelines of the Student Expression Act.	Education 03/08/11 at 1:30 p.m. Room 1525					Oppose
LB591	Gloor	Provide for a syndromic surveillance program and change immunization information exchange provisions The Department of Health and Human Services shall develop a syndromic surveillance program that respects patient privacy and benefits from advances in both electronic health records and electronic health information exchange. The syndromic surveillance program shall include the monitoring, detection, and investigation of public health threats. The department shall adopt standards for syndromic surveillance reporting by hospitals. The department may require syndromic surveillance reporting by other health care facilities or any person issued a credential by the department. The department shall a schedule for the implementation of full electronic reporting of all syndromic surveillance data elements. Confidentiality and immunity provisions apply to syndromic surveillance data reports. It is the intent of immunization information between professionals, facilities, and departments health care professionals, health care facilities, health care services, schools, postsecondary educational institutions, licensed child care facilities, electronic health-record systems, public health departments, health departments of other states, Indian health services, and tribes for the purpose of protecting the public health by facilitating age-appropriate immunizations which will minimize the risk of outbreak of childhood vaccine-preventable diseases. The Department of Health and Human Services shall establish an immunization information system for the purpose of providing a central data base.	Health and Human Services 02/24/11 at 1:30 p.m. Room 1510	03/10/11				Oppose
LB615	Krist	Change provisions relating to access to student records and learning community reporting and diversity plans See LB 636	Education 02/22/11 at 1:30 p.m. Room 1525					Oppose
LB618	Harr	Authorize possession of firearms as prescribed for school or school event security Provides that peace officers or other duly authorized law enforcement officers, when contracted to or otherwise requested to by a school district, may possess a firearm on school property.	Judiciary 02/16/11 at 1:30 p.m. Room 1113	03/08/11				Support

BILL NO.	INTRODUCER(S)	DESCRIPTION AND SUMMARY OF BILL	COMM. & HRG. DATE	GF	SF	FR	Status	POSITION
LB619	Larson	Remove school districts, learning communities, and educational service units from the Industrial Relations Act See LB 397, LB 664, LR29CA	Business and Labor 02/07/11 at 1:30 p.m. Room 1524					Oppose
LB633	Adams	Change provisions relating to certain tax levies and certain bonds of school districts and authorize refunding bonds	Education 03/01/11 at 1:30 p.m. Room 1525	03/17/11				Support
LB634	Adams	Change provisions relating to the tax levy authority of school districts relating to certain bonds Allows a school district to exceed the maximum levy of 5.2¢ (to cover environmental hazard abatement and other projects) in any year in which: (1) the taxable valuation of the district is lower than the taxable valuation in the year in which the district last issued bonds pursuant to this section and (2) the maximum levy of 5.2¢ is insufficient to meet the combined annual principal and interest obligations for all bonds issued under section 79-10,110. The amount generated from a district's levy in excess of the maximum levy of 5.2¢ upon the taxable valuation of the district may not exceed the combined annual principal and interest obligations for such bonds minus the amount generated by levying the maximum levy of 5.2¢ upon the taxable valuation of the district and minus any federal payments or subsidies associated with such bonds.	Education 03/01/11 at 1:30 p.m. Room 1525					Support
LB635	Adams	Change the Quality Education Accountability Act Requires the State Board of Education to establish an index to be used to measure the performance of individual public schools beginning with school year 2012-13. Schools who do not meet the minimum level of performance established by the board would be designated as a "priority school" and an intervention team would be established for each priority school. The intervention team would develop annual progress plans. Provides for possible loss of accreditation after 5 years of being a priority school.	Education 03/15/11 at 1:30 p.m. room 1525					Support
LB636	Adams	Change provisions relating to access to student records and learning community reporting and diversity plans Permits the disclosure of certain student records to learning community employees, but without identifiable personal information. Requires the learning community coordinating council to annually report data and information provided by member school districts under certain sections to the Education Committee. Changes requirements for the learning community school districts to provide copies of applications submitted to attend a focus school, focus program, magnet school, or school building not in the student's attendance area and to mark whether that application was accepted or rejected. See LB 615	Education 02/22/11 at 1:30 p.m. Room 1525					Oppose

BILL NO.	INTRODUCER(S)	DESCRIPTION AND SUMMARY OF BILL	COMM. & HRG. DATE	GF	SF	FR	Status	POSITION
LB664	Nelson NELSON PRIORITY BILL (2011)	Repeal the Industrial Relations Act and the State Employees Collective Bargaining Act and prohibit public collective bargaining and work stoppage	Business and Labor 02/07/11 at 1:30 p.m. Room 1524					Support
LB680	Heidemann	<p>Adopt the School Employees Cash Balance Retirement Act</p> <p>Creates a cash balance retirement system for new hire school employees, similar to the current plan offered to state employees, often referred to as a hybrid of both defined benefit and defined contribution plans. Does not impact the retirement system for existing school employees. Under the State Employees Retirement Plan, employees contribute about 4.8% of salary and the employer (the state) contributes about 7.5% of salary to an employee account. The employee cannot control investment of the account, but is guaranteed an annual return of at least 5% a year. The account can receive a higher return, depending on investment earnings. At retirement, the employee may buy an annuity, or withdraw the balance in a lump sum or in installments. The bill will likely be referred to an interim study after the session adjourns.</p> <p>NCSA: Would create a cash balance retirement system for new hire school employees. It is important to note this legislation would not change the retirement system for existing school employees. The bill proposes a retirement system similar to the current plan offered to state employees, often referred to as a hybrid system (both a defined benefit and defined contribution plan). Senator Heidemann offered the bill knowing that it would require significant study. The bill will likely be referred to an interim study after the session adjourns.</p>	Nebraska Retirement Systems 03/01/11 at 12:10 p.m. Room 1525					Oppose

AGENDA SUMMARY SHEET

AGENDA ITEM: Investment Report

MEETING DATE: April 18, 2011

DEPARTMENT: Business

TITLE & BRIEF DESCRIPTION: Investment Report – A report of the current investments and investment practices of the district.

ACTION DESIRED: Approval Discussion Information Only .

BACKGROUND: Attached is the Quarterly Investment Report for the period ending March 31, 2011.

OPTIONS AND ALTERNATIVES: n/a

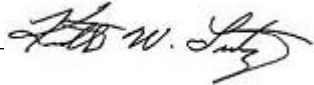
RECOMMENDATION: n/a

STRATEGIC PLAN REFERENCE: n/a

IMPLICATIONS OF ADOPTION/REJECTION: n/a

TIMELINE: n/a

RESPONSIBLE PERSON: Chris Hughes (Accounting Manager) & Ken Fossen (Assoc. Supt.)

SUPERINTENDENT'S APPROVAL: _____  _____

Millard Public Schools
Investment of Funds
March 31, 2011

Nebraska School District Liquid Asset Fund

The Millard Public Schools utilizes the Nebraska School District Liquid Asset Fund (referred to as either NSDLAF or CADRE, the financial services firm which manages the fund) for day-to-day investing. NSDLAF was established in 1988. The fund is offered exclusively to Nebraska school districts, educational service units, and technical community colleges. The fund's objective is to allow school districts to pool their dollars for investment. The fund invests in items permitted by Nebraska law (i.e. repurchase agreements, U.S. Government Agency Obligations, U.S. Treasury Bills and Certificates of Deposit).

MPS maintains two liquid accounts that can be accessed daily. The General Fund, Food Service Fund, Administrative Activity Fund, Special Building Fund, Bond Fund, Depreciation Fund, Construction Fund and Employee Benefit Fund utilize one account. This account is used throughout the month as taxes, state aid, etc. are received and as bills or payroll are paid. The other account is utilized by the various middle schools. As of March 31, 2011, the 7-day current yield for these accounts was 0.03%. MPS also utilizes long term fixed investments (examples: 30, 60, 90 day US Government Securities, Certificates of Deposits, etc). The current rate of return depends on the term, with the district currently earning 0.55% to 1.49%.

Sweep Account for General Checking Account

Each day, any balance remaining in the District's main checking account above the level necessary to avoid service charges is invested in either U.S. Government agency backed repurchase agreements (amounts under \$25,000) or commercial paper notes (amounts over \$25,000). The interest rate for the sweep account is currently 0.01%.

Bond Fund Trust Account at First National Bank of Omaha

Taxes and other revenues received for the repayment of bond principal and interest are invested through the trust department at First National Bank of Omaha. The funds are invested in U.S. Treasury Bills, individual U.S. Government Agency backed securities, or a money market account which invests in U.S. Government backed agency securities, based on the funds available, the time line until the next debt service payment, and the available yields. The trust account balance as of March 31, 2011 was \$13,380,245.95.

AGENDA SUMMARY SHEET

AGENDA ITEM: Quarterly M&O Report

MEETING DATE: April 18, 2011

DEPARTMENT: General Administration

TITLE & BRIEF DESCRIPTION: Quarterly M&O Report – The quarterly report from Sodexo regarding the District’s Maintenance and Operations.

ACTION DESIRED: Approval Discussion Information Only

BACKGROUND: n/a

OPTIONS AND ALTERNATIVES: n/a


RECOMMENDATION: n/a

STRATEGIC PLAN REFERENCE: n/a

IMPLICATIONS OF ADOPTION/REJECTION: n/a

TIMELINE: n/a

RESPONSIBLE PERSON: Bob Snowden, General Manager (Sodexo) and Ken Fossen, Associate Superintendent (General Administration)

SUPERINTENDENT’S APPROVAL: 



Millard Public Schools Executive Summary

Quarterly Report January – March 2011

I. Accomplishments

MAINTENANCE HIGHLIGHTS

- Indoor Air Quality/Environmental issues were investigated at the following locations:
 - Rockwell – water damaged to several classrooms caused concern. Situation was cleaned and tested. No negative results found. Will re-test over Spring Break.
 - Cather – continued investigation and issues closed.
- All strainers in the hot water heating system were replaced to improve flow.
- Installed an air conditioning unit at DSAC for the MDF room.
- All pneumatic controls were tested at Neihardt.
- Added VFDs to the air handlers for the gym and multi-purpose room to control air circulation between heating and cooling seasons.
- Began replacement of fire and smoke dampers at South High. As of this report, we are approximately 70% completed.
- Rebalanced all the units in the cafeteria, kitchen and 300 wing at South High.
- Worked with engineers to design replacement pool filter for South High's pool. This is scheduled to be installed over Spring Break.
- Began testing and repairing all pneumatic controls at Central Middle. Currently, half the building is completed with the remaining part of the building to be completed over Spring Break.
- Repairs were made to the second chiller at West High.
- Snow was removed from portions of roofs at 29 sites in an attempt to lessen the snow load and reduce roof leaks.
- For the quarter, we investigated 66 roof leaks at various locations.
- Maintenance performed various tasks after the South High tragedy in an effort to get areas back to normal as quickly as possible. Items included minor carpet replacement, patching and painting.



GROUND'S HIGHLIGHTS

- Below is the chart with year-to-date snowfall amounts, along with historical data.

	2010-2011	2009-2010	2008-2009	2007-2008	2006-2007
	Snow in Inches	Snow in Inches	Snow in Inches	Snow in Inches	Snow in Inches
October	-	5.7	-	-	T(1)
November	1.1	-	T(1)	0.8	-
December	5.8	30.7	6.0	11.4	5.4
January	18.4	8.0	6.1	7.6	10.8
February	6.9	11.6	12.4	5.8	12.3
March	6.7	3.6	T(1)	0.7	12.6
April	-	T(1)	1.0	0.1	T(1)
Totals	38.9	59.6	25.5	26.4	41.1

(1) = Trace

- All mowing equipment received preventative maintenance in preparation for the upcoming mowing season.
- Grounds personnel are preparing all applicable fields for Spring sports.
- All snow removal equipment will get preventative maintenance work and will be put into storage for the summer.
- The parking lot sweeping contract was put out to bid, and low bid accepted. Work will begin early April.
- Bids were prepared for summer supplies including fertilizer, traffic paint and athletic paint.

CUSTODIAL HIGHLIGHTS

- Preparations were made for small projects to be completed over Spring Break.
- The South High custodial crew assisted in preparing the school for classes after the incident on January 5th.
- Various meetings were held with the High School Custodial Managers to continue their training as well as discuss various issues.



CUSTODIAL MANAGER VISITS

January - March

Inspections Completed	237
Principal Visits Completed	433
Total Site Visits Completed	1762

GENERAL HIGHLIGHTS

- A new cross-training program is being implemented within our Facilities and Food Managers. Two custodial managers and one food manager are part of this program in which they will learn the various aspects of each other's business fields. Both formal and informal training sessions will be utilized to help develop these managers to be able to handle all services managed. This will be in an effort to improve efficiencies within Millard, creating more of a "one-point of service" for buildings. Additionally, it will aid in the professional growth of these managers.

A training program is being developed that is coinciding with this training. Our goal is to have some reorganization take place during this coming summer and implement this new program on a limited basis for next school year. Additionally, we hope to expand this training to additional managers once this first group has completed their training.

Additional information will be provided as we progress through this new program.

- Budgets were prepared for the Facilities Division for the upcoming school year.
- Duane Blobaum assisted Staff Development by conducting two Bloodborne Pathogen training classes on February 10th. Twenty-two employees were trained. Overall ratings for the class averaged 4.4 and 4.6 for the two classes (on a scale of 1 to 5).
- Final preparations were made to move the Door Access System server from North High to RWSSC over Spring Break. Additionally, a test of the "District Lock Down" through the Door Access System is scheduled at all buildings over Spring Break. We plan on testing this system twice per year to insure all doors are functioning properly during a "lock-down."



II. Training

January

- Lock/Out-Tag/Out training was given to 158 employees. Total Training Hours: 39.5
- Hearing Protection training was given to 158 employees. Total Training Hours: 39.5
- New employee orientation and on-the-job training was given to four custodians. Total Training Hours: 64.0
- Kraig Robinette attended the Arrive/Drive Orientation Training. Total Training Hours: 24.0
- Matting Care and Ice Melt Use training was reviewed with 87 custodians. Total Training Hours: 5.25
- Customer Service Training, Part I ~ Compassion was given to 72 employees. Total Training Hours: 10.75
- A review of restroom cleaning was done with the South High custodians. Total Training Hours: 2.5

January Training Totals: 185.50

February

- Sexual Harassment Training was given to 186 employees. Total Training Hours: 139.50
- Personal Protective Gear training was given to 186 employees. Total Training Hours: 46.5
- Compressed Gas Safety training was given to 186 employees. Total Training Hours: 46.5
- High Dusting Procedures were reviewed with 98 custodians. Total Training Hours: 13.5
- Training sessions on Proper Work Order Reporting and Follow-up, Vacuum Cleaner Use, and Emergency Eye Washing Procedures was conducted with the South High custodians. Total Training Hours: 10.0

February Training Totals: 256.0

March

- Chemical Safety training was given to 172 employees. Total Training Hours: 86.0
- Safe Equipment Operation training was given to 172 employees. Total Training Hours: 86.0
- Fork Lift Training was given to 17 employees. Total Training Hours: 8.5
- Orientation and on-the-job training was given to one grounds employee. Total Training Hours: 8.0
- Customer Service Training, Part II, ~ Accountability and Respect, was given to 112 Custodians. Total Training Hours: 25.25

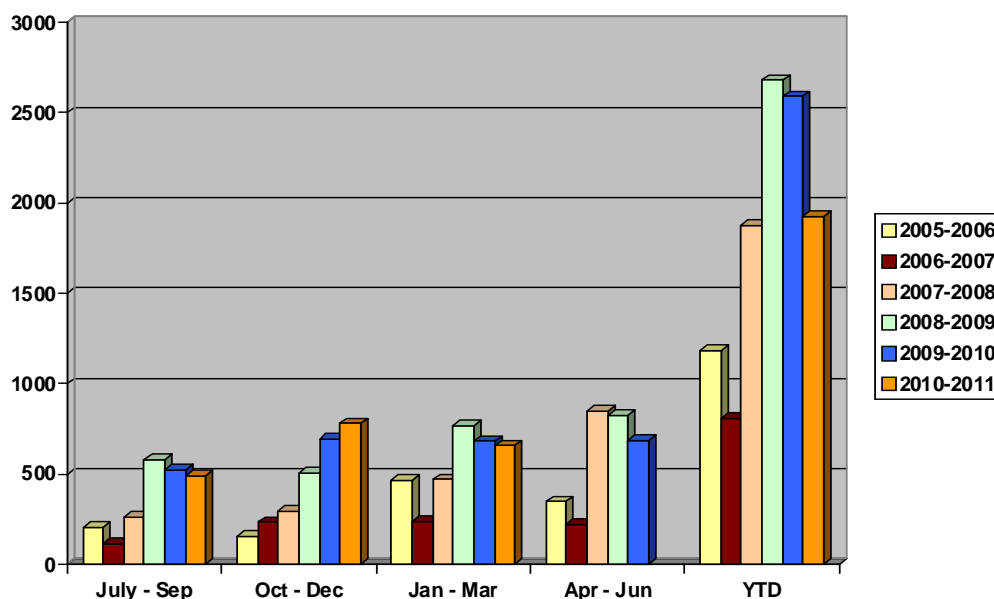


- Training sessions on Reporting Injuries, Ergonomics, and Hazardous Chemical Labeling was reviewed with the South High custodians. Total Training Hours: 2.5
- Training sessions on Electrical/Gas/Water shut-offs, Roof Access, and Exit Doors were reviewed with the West High Custodians. Total Training Hours: 1.5

March Training Totals: 217.75

MPS Training by Quarter with Comparison to Previous Quarters

Training Period	2010-2011 Total Hours	2009-2010 Total Hours	2008-2009 Total Hours	2007-2008 Total Hours	2006-2007 Total Hours	2005-2006 Total Hours
July – September	489.00	522.75	580.00	264.50	116.25	205.25
October – December	783.75	696.75	508.75	294.00	234.50	159.00
January – March	659.25	682.50	766.25	470.00	235.75	469.25
April – June		686.00	825.50	848.50	223.50	347.50
School Year-to-Date	1923.50	2590.00	2680.50	1877.00	810.00	1181.00
% Increase/Decrease		-3.4%	42.80%	132.7%	-31.4%	-





III. Quality and Productivity

MONTHLY CUSTODIAL INSPECTIONS

The Monthly Inspections continued through the quarter.

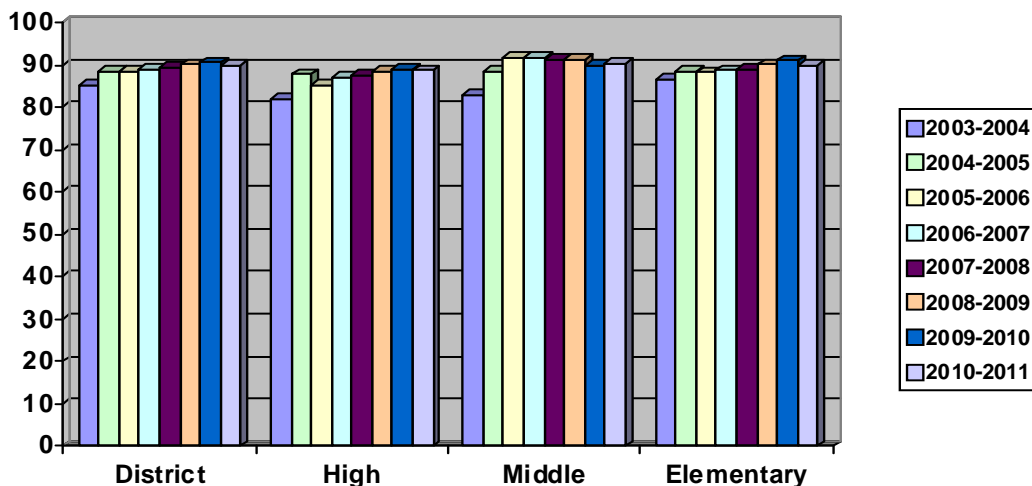
Monthly Custodial Inspections

	January 2011	January 2010
District	90.273%	91.715%
High School	87.320%	91.859%
Middle School	90.425%	90.225%
Elementary/Other	90.688%	92.036%

	February 2011	February 2010
District	89.650%	90.994%
High School	87.478%	91.602%
Middle School	88.408%	88.875%
Elementary/Other	89.909%	91.389%

	March 2011	March 2010
District	89.314%	90.512%
High School	86.852%	90.127%
Middle School	89.808%	89.364%
Elementary/Other	89.579%	90.836%

	YTD 10-11	YTD 09-10	YTD 08-09	YTD 07-08	YTD 06-07	YTD 05-06	YTD 04-05	YTD 03-04
District Average	89.935%	90.568%	90.086%	89.305%	89.067%	88.626%	88.515%	85.387%
High School	88.769%	88.969%	88.402%	87.537%	86.910%	85.362%	87.716%	82.037%
Middle School	90.366%	89.749%	91.244%	91.359%	91.819%	91.604%	88.395%	82.741%
Elementary/Other	90.009%	91.107%	90.052%	89.034%	88.679%	88.316%	88.640%	86.443%



TEACHER SURVEYS – All Department Survey

Teacher Surveys continued for the quarter. Results are below along with comparisons to previous years.

January 2011

96 Surveys

	Overall Average	Custodial Average	Maintenance Average	Grounds Average
District Average	4.16	4.10	4.28	4.05
High School	4.23	4.03	4.48	4.38
Middle School	4.43	4.31	4.59	4.41
Elementary School	4.06	4.03	4.15	3.89

February 2011

111 Surveys

	Overall Average	Custodial Average	Maintenance Average	Grounds Average
District Average	4.29	4.23	4.39	4.21
High School	4.11	4.04	4.19	4.13
Middle School	4.79	4.78	4.89	4.62
Elementary School	4.09	4.02	4.21	4.04

March 2010

144 Surveys

	Overall Average	Custodial Average	Maintenance Average	Grounds Average
District Average	4.08	4.03	4.20	3.94
High School	3.84	3.79	3.93	3.85
Middle School	4.26	4.19	4.44	4.07
Elementary School	4.09	4.07	4.20	3.92

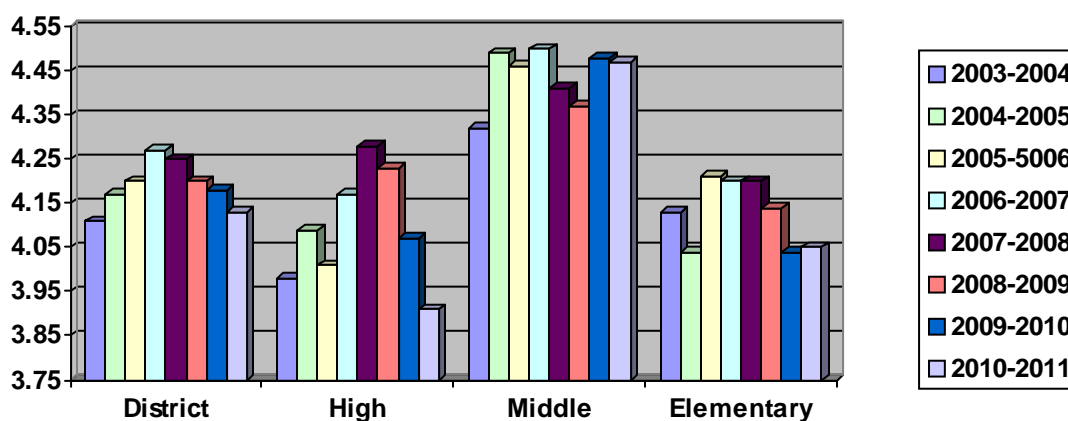


Comparison of District Average by Year and Department

	Number of Surveys	District Average	Custodial Average	Maintenance Average	Grounds Average
2010-2011 YTD	917	4.13	4.07	4.23	4.05
2009-2010 YTD	1185	4.18	4.14	4.28	4.06
2008-2009 YTD	1250	4.20	4.18	4.27	4.06
2007-2008 YTD	1398	4.25	4.25	4.31	4.10
2006-2007 YTD	1128	4.27	4.26	4.34	4.13
2005-2006 YTD	1001	4.20	4.16	4.29	4.13
2004-2005 YTD	1074	4.17	4.14	4.25	4.02
2003-2004 YTD	351	4.11	4.10	4.19	3.96

Comparison by School Type

	High School	Middle School	Elementary School
2010-2011 YTD	3.91	4.47	4.05
2009-2010 YTD	4.07	4.48	4.04
2008-2009 YTD	4.23	4.37	4.14
2007-2008 YTD	4.28	4.41	4.20
2006-2007 YTD	4.17	4.50	4.20
2005-2006 YTD	4.01	4.46	4.21
2004-2005 YTD	4.09	4.49	4.04
2003-2004 YTD	3.98	4.32	4.13





Grounds Department Results by Area

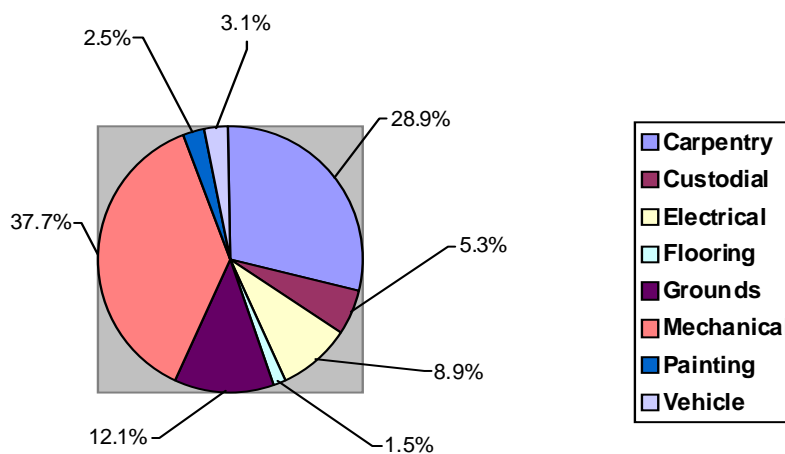
	East	West	Central	North
2010-2011 TYD	4.04	4.19	4.04	3.93
2009-2010 YTD	3.99	4.18	4.07	3.92
2008-2009 YTD	3.84	4.22	4.02	4.12
2007-2008 YTD	4.21	4.07	4.06	3.99
2006-2007 YTD	4.04	4.23	4.05	4.35

MAINTENANCE WORK ORDERS

Below is a breakdown for work orders received and completed for the period of January – March, 2011

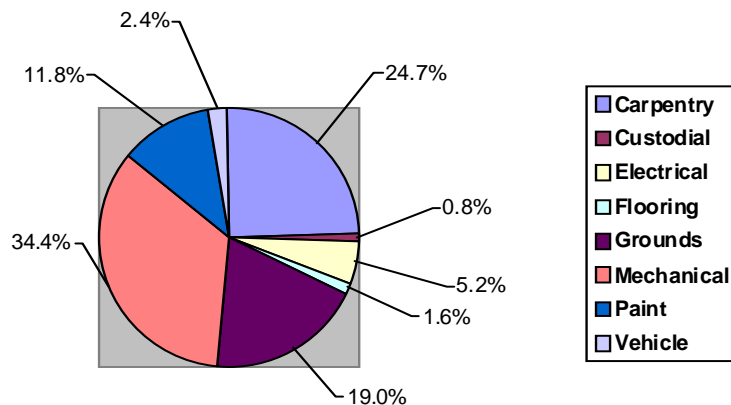
	Received	Completed	Open
Carpentry	696	660	175
Custodial	127	128	6
Electrical	213	217	37
Flooring	37	36	11
Grounds	290	252	135
Mechanical/HVAC	907	881	244
Painting	60	52	84
Vehicle	75	81	17
Total	2405	2307	709

Percentage of Work Orders Received by Department





Percentage of Work Orders Open by Department



Below is a breakdown of all open work orders in the system by age (in days) through March, 2011

Days Open	0-14	15-28	29-60	61-90	91-120	121-150	151-180	181-365	365+
Carpentry	71	14	36	12	7	7	9	12	7
Custodial	3	0	2	1	0	0	0	0	0
Electrical	18	5	4	3	3	1	2	1	0
Flooring	2	2	2	0	1	0	0	2	2
Grounds	18	3	13	20	15	11	8	29	18
Mechanical	95	25	38	23	18	14	13	14	4
Painting	7	5	8	8	1	3	7	23	22
Vehicles	4	1	3	4	4	0	1	0	0
Current Total	218	55	106	71	49	36	40	81	53
% Open	30.7%	7.8%	15.0%	10.0%	6.9%	5.1%	5.6%	11.4%	7.5%
Last Quarter Total	233	78	166	93	78	30	16	67	47
Last Quarter %	28.8%	9.7%	20.5%	11.5%	9.7%	3.7%	2.0%	8.3%	5.8%



PREVENTATIVE MAINTENANCE

Below is a breakdown of all Preventative Maintenance work orders open and completed, as well as age of open Preventative Maintenance (in days) for the period of January – March, 2011

	Open as of 4/1/11		Total Completed January – March							
	595		787							
Days Open	0-14	15-28	26-60	61-90	91-120	121-150	151-180	181-365	365+	
Carpentry	8	0	0	0	1	0	0	0	0	
Custodial	218	0	18	10	19	2	16	15	0	
Grounds	2	1	5	2	0	0	2	1	1	
Mechanical	75	4	42	20	5	2	3	33	1	
Vehicle	27	0	20	14	11	14	0	0	0	
Current Total	333	5	85	46	36	18	21	49	2	
% Open	56.0%	0.8%	14.3%	7.7%	6.1%	3.0%	3.5%	8.2%	0.3%	
Last Quarter Total	453	29	290	318	104	27	22	114	37	
Last Quarter %	32.4%	2.1%	20.8%	22.8%	7.5%	1.9%	1.6%	8.2%	2.7%	

WORK ORDER HOURS – Year-to-Date Summary

Below is a summary of the amount of *hours worked* by location for all work orders submitted for the period of June - March. Also reported is total hours worked for previous years.

School	YTD Hours Worked 6/1/10 to 3/31/11	YTD Hours Worked 6/1/09 to 5/31/10	YTD Hours Worked 6/1/08 to 5/31/09	YTD Hours Worked 6/1/07 to 5/31/08	YTD Hours Worked 6/1/06 to 5/31/07	YTD Hours Worked 6/1/05 to 5/31/06
Abbott	410.15	407.00	671.50	531.00	688.25	683.00
Ackerman	590.50	837.75	890.50	949.50	842.50	1130.00
Aldrich	422.25	580.00	824.25	670.50	576.75	643.00
Black Elk	605.50	884.50	803.25	880.50	902.25	1187.75
Bryan	821.75	932.25	1361.25	569.00	748.00	767.60
Cather	778.25	803.50	775.25	630.15	422.25	457.25
Cody	614.00	736.60	905.75	890.50	792.75	1000.50
Cottonwood	672.87	805.25	572.50	479.50	701.25	753.10
Disney	463.75	330.25	555.25	362.50	319.75	551.75
Ezra	668.75	694.75	550.75	669.25	934.50	396.25
Harvey Oaks	621.75	1025.50	549.75	462.25	894.75	626.00
Hitchcock	594.75	342.00	531.25	564.75	412.50	727.25
Holling Heights	349.50	523.00	479.75	655.25	508.25	578.00



School	YTD Hours Worked 6/1/10 to 3/31/11	YTD Hours Worked 6/1/09 to 5/31/10	YTD Hours Worked 6/1/08 to 5/31/09	YTD Hours Worked 6/1/07 to 5/31/08	YTD Hours Worked 6/1/06 to 5/31/07	YTD Hours Worked 6/1/05 to 5/31/06
Montclair	896.25	900.00	1092.00	684.90	939.25	1108.50
Morton	683.75	1019.50	519.22	591.25	960.50	779.25
Neihardt	978.25	535.75	1073.00	621.50	864.00	1037.35
Norris	650.25	914.50	679.75	823.00	726.75	838.00
Reagan	671.50	724.75	736.50	591.00	45.50	n/a
Reeder	362.00	276.25	415.75	567.25	714.75	235.25
Rockwell	754.75	1009.75	832.00	1331.35	1161.50	1264.20
Rohwer	540.75	792.50	746.35	711.75	439.00	857.75
Sandoz	521.45	628.25	709.00	357.50	546.25	524.75
Upchurch	550.00	607.00	757.25	29.00	n/a	n/a
Wheeler	589.25	643.25	1164.90	634.25	874.50	783.75
Willowdale	522.25	870.00	1111.00	769.25	870.00	614.00
Elementary Total	15334.22	18,122.35	20,290.48	16,026.65	16,885.75	17,564.25
Andersen	1191.75	1398.35	1663.00	1185.54	1725.25	1205.00
Beadle	1071.75	1232.33	1151.50	1237.75	747.75	1186.00
Central & Annex	2210.25	1661.75	1410.00	1302.00	1734.25	2077.50
Kiewit	810.50	893.25	1236.00	796.00	1336.50	1408.00
North	596.75	546.50	1006.00	808.20	580.00	965.00
Russell	899.50	849.81	1319.75	887.25	1139.50	899.25
Middle Total	6780.50	6,581.99	7,785.75	6,216.74	7,263.25	7,740.75
Horizon	468.75	399.50	10.75	n/a	n/a	n/a
North	2801.50	3172.25	3181.75	2826.75	2737.00	5759.90
South	3485.40	5244.25	4075.00	3489.75	3301.75	3914.75
West	2112.25	2916.25	2224.00	3587.75	2953.00	3146.25
High Total	8867.90	11,732.50	9,491.50	9,904.25	8,991.75	12,820.90
Buell	245.50	219.75	275.50	275.00	237.25	206.50
District-Wide*	14962.60	20625.25	17622.80	15239.08	15301.00	6552.25
DSAC	655.70	781.00	982.26	575.25	668.50	620.25
Echo Hills	86.50	42.50	31.50	36.25	81.25	107.75
Ron Witt	757.25	298.75	423.75	n/a	n/a	n/a
MLC	2.50	111.25	150.50	167.50	311.50	457.00
Technology	60.50	12.00	7.50	36.75	81.25	76.75
Support Services	4366.75	4628.50	4839.75	3209.50	2807.75	2802.00
Wiebe	4.50	35.75	n/a	n/a	n/a	n/a
YAP – Voc Cntr.	-	2.50	-	22.00	n/a	n/a
Other Total	21141.80	26,458.50	23,351.30	19,561.33	19,446.25	10,822.50
Grand Total	52124.42	62,895.34	60,919.03	51,708.97	52,587.00	48,948.40
% Increase/Decrease		+3.2%	+17.8%	-1.6%	+7.4%	



CUSTODIAL ABSENCES

	January 2011	February 2011	March 2011	Quarter Totals	% of Total
Business and Emergency	72	72	24	168	3.9%
Bereavement	8	8	96	112	2.6%
Family Sick	72	40	40	152	3.5%
FMLA	24	88	208	320	7.3%
Jury Duty	-	-	-	-	-
Leave without Pay	40	32	-	72	1.7%
Leave with Pay	-	8	-	8	0.2%
Sick	344	624	688	1656	38.0%
Vacation	571	588	714	1873	43.0%
Total Absences	1131	1460	1770	4361	100.0%
Percentage of Scheduled Work Absent	4.4%	5.9%	4.1%	5.5%	
<i>Comparison Months – 2010</i>	<i>6.1%</i>	<i>7.5%</i>	<i>7.1%</i>	<i>6.9%</i>	
<i>Comparison Months – 2009</i>	<i>6.6%</i>	<i>4.6%</i>	<i>5.8%</i>	<i>5.7%</i>	
<i>Comparison Months – 2008</i>	<i>7.3%</i>	<i>8.9%</i>	<i>8.0%</i>	<i>8.0%</i>	
<i>Comparison Months – 2007</i>	<i>6.3%</i>	<i>7.2%</i>	<i>6.9%</i>	<i>6.9%</i>	

MAINTENANCE AND GROUNDS ABSENCES

	January 2011	February 2011	March 2011	Quarter Totals	% of Total
Business and Emergency	12.0	43.0	21.5	76.5	6.2%
Bereavement	-	56.0	16.0	72.0	5.8%
Family Sick	-	-	40.0	40.0	3.2%
Jury Duty	-	-	-	-	-
Leave without Pay	-	-	-	-	-
Leave with Pay	-	-	-	-	-
Sick	69.5	280.0	124.75	474.25	38.3%
Vacation	82.0	196.0	297.50	575.50	2.1%
Total Absences	163.5	575.0	499.75	1238.25	100.0%
Percentage of Scheduled Work Absent	1.8%	6.8%	4.8%	4.4%	
<i>Comparison Months – 2010</i>	<i>4.3%</i>	<i>4.2%</i>	<i>4.7%</i>	<i>4.5%</i>	
<i>Comparison Months – 2009</i>	<i>3.7%</i>	<i>4.5%</i>	<i>4.3%</i>	<i>4.2%</i>	
<i>Comparison Months – 2008</i>	<i>3.9%</i>	<i>6.9%</i>	<i>7.4%</i>	<i>6.0%</i>	



IV. Goals

- Continue to monitor current MPS Budget and make adjustments to spending as necessary.
- Plan for projects for upcoming Spring Break.
- PM all snow removal equipment once the season is over.
- Have all outdoor hard surface areas swept to remove sand from snow removal season.
- Evaluate all concrete and asphalt repair needs after snow season. Prioritize based on need and funding available.
- Begin process of posting and interviewing for all summer part-time help.
- Prepare all irrigation systems for use.
- Begin work on all employee evaluations.
- Distribute Annual Principal Survey.
- Distribute Annual Employee Satisfaction Survey.
- Continue manager cross-training class.
- Finalize all summer project planning.
- Preparations for a Sodexo District Meeting to be held in Millard will be finalized.

AGENDA SUMMARY SHEET

AGENDA ITEM: Quarterly Food Service Report

MEETING DATE: April 18, 2011

DEPARTMENT: General Administration

TITLE & BRIEF DESCRIPTION: Quarterly Food Service Report – The quarterly report from Sodexo regarding the District’s Food Service Operations.

ACTION DESIRED: Approval Discussion Information Only

BACKGROUND: n/a

OPTIONS AND ALTERNATIVES: n/a

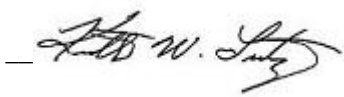
RECOMMENDATION: n/a

STRATEGIC PLAN REFERENCE: n/a

IMPLICATIONS OF ADOPTION/REJECTION: n/a

TIMELINE: n/a

RESPONSIBLE PERSON: Bob Snowden, General Manager (Sodexo), Jeff Edwards, Food Service Director (Sodexo) and Ken Fossen, Associate Superintendent (General Administration)

SUPERINTENDENT’S APPROVAL: 



Executive Summary January – March 2011 Quarterly Review

Below is the summary of events and accomplishments that occurred during January – March 2011

Quarter Events

- We were pleased to host the Third Annual “Future Chefs” competition for the Elementary students. The contest was held on February 24 at South High, and each of the 25 Elementary Schools had a representative participate. Students prepared their “healthy snack” for a panel of judges, and the top 5 Future Chef’s were selected. Below are the participants and their entries!

School	Recipe	Student
Abbott	Kristopher Kups	Kristopher Yakes
Ackerman	Zack's Zesty Mango Salad	Zachary Barnhart
Aldrich	Nutty-Fruity Yum Yogurt	Kathryn O'Connor
Black Elk	Popeye's Power Smoothie	Elissa Calpin
Bryan	Rice Pudding Balls	Eva Albert
Cather	Nutty Jumbles	Jaxon Powers
Cody	Nutty Fruit Dip	Rueben Peters
Cottonwood	Mini Pizzas	Robbie Baddley
Disney	Bean Burrito Bites	Drew Havens
Ezra	Rockin' Roll Up	Allison Lund
Harvey Oaks	Berries with Sour Cream Sauce	Kameron Fisher
Hitchcock	Lime Cheese Wrap	Jacob Reyes
Holling Heights	Sweet Wrap	Kaylee Biskup
Montclair	Tasty Triangles	Ellie Reiss
Morton	Molasses Bran Corn Bread	Alexa Wildy
Neihardt	Hummus III	Michael Coonce
Norris	Healthy Almond Snack Mix	Melany Smith
Reagan	Yogurt Deviled Egg Boats	Trevor Olson
Reeder	Chicken Sliders	Christopher Carlson
Rockwell	Spinach Pinwheels	Jayden Godek
Rohwer	Turkey and Cheese Empanadas	Ashton Johnson
Sandoz	Smiley Pie	Joelle Rittershaus
Upchurch	Mediterranean Spread	Kaitlyn Siecke
Wheeler	Fudgy Fruit Dip & Fruit Kabobs	Kacie Shields
Willowdale	Crunchy Vegetable Burritos	Shelby Bergholz



**Executive Summary
January – March 2011
Quarterly Review**



Congratulations to our “Top Five Chefs”

Joelle Rittershaus – Sandoz
Elissa Calpin – Black Elk
Rueben Peters – Cody
Kameron Fisher – Harvey Oaks
Christopher Carlson – Reeder





Executive Summary January – March 2011 Quarterly Review

All participants received a gift bag featuring a Rachael Ray Kids Cookbook, along with cutting boards, measuring devices and assorted cooking utensils. Each of the “Top Five” received a \$50 Discover gift card.


Cookbooks have been printed and distributed to the participating students, and each elementary school. Additional PDF copies are available on the MPS website.

And special congratulations to Christopher Carlson who’s recipe made it to the Sodexo Future Chef’s National Competition. Although not selected as a top 5 finalist nationally, his winning recipe will be featured in a National Future Chef’s Cookbook. In addition, Christopher received an iPod Nano for his accomplishment.

We’d also like to thank our judges:

**Dr. Keith Lutz
Dave Anderson
Linda Poole
Pat Ricketts
Amy Friedman**

And finally, we’d like to thank the 30 staff members who worked that evening to assist with making the event successful.





Executive Summary January – March 2011 Quarterly Review





Executive Summary January – March 2011 Quarterly Review

- Our *2nd Annual Future Chefs Middle School Competition* is schedule for April 21 at South High. We look forward to this “family dinner” style event in which 3 participants from each Middle School will be preparing an appetizer, salad and main dish.

Winning students and details of this event will be in the next Quarterly Report.

- A new cross-training program is being implemented within our Facilities and Food Managers. Two custodial managers and one food manager are part of this program in which they will learn the various aspects of each other’s business fields. Both formal and informal training sessions will be utilized to help develop these managers to be able to handle all services managed. This will be in an effort to improve efficiencies within Millard, creating more of a “one-point of service” for buildings. Additional, it will aid in the professional growth of these managers.

A training program is being developed that is coinciding with this training. Our goal is to have some reorganization take place during this coming summer and implement this new program on a limited basis for next school year. Additionally, we hope to expand this training to additional managers once this first group has completed their training.

Additional information will be provided as we progress through this new program.

- The Food Service Department co-sponsored with the Spaghetti Feed Dinner at Millard South on February 18th for the Dr. Kasper Scholarship Fund. The management team worked with vendors to get the food products donated for this event, as well as some of the raffle prizes. Several members of the Food Service Department assisted with this event. This event raised over \$18,000.
- On March 4th, Millard Food Service hosted a Live Well Omaha Kids School Wellness Networking session at West High. Guests ranged from local dieticians, the Health Department, Alliance for a Healthy Generation and managers from areas school districts. Topics included competitive foods, Healthier Schools US Challenge and sharing ideas for healthier rewards.



Executive Summary January – March 2011 Quarterly Review

- During the week of March 7 – 11 we celebrated “National School Breakfast Week.” Lift-Off made appearances at Cody, Sandoz, Norris, Disney and Holling Heights to promote healthy eating habits and reinforce the importance of a good breakfast. Lift-Off also handed out “Breakfast Pledge Cards” to help encourage students to commit to eating a healthy breakfast. Both pictures, and a comment from one of the schools are below:

“Just wanted to say thanks again for coming on Friday...the kids came out of lunch smiling and in a great mood. Needless to say they loved it.”





Executive Summary January – March 2011 Quarterly Review

- Jeff Edwards has accepted a position within Sodexo as General Manager of the Putnam School District Food Service program. Chuck Thomas and Bob Snowden are in the process of selecting candidates for interviews to replace Jeff. We wish Jeff well in his new assignment and thank him for all the positive changes he has made to the Food Service Program at Millard!!

Student Surveys

Student Surveys were distributed to all Middle School buildings during the Quarter. This is the first follow-up survey to the original surveys conducted during the 2008/2009 school year. Below are the results of the current surveys, along with comparison data.

Middle Schools

A 17-question survey was given to students asking them to rate the Food Service Program on a scale of 1 (Not at all Satisfied) to 5 (Extremely Satisfied).

	<i>2010/2011</i>	<i>2008/2009</i>
Surveys Received	2230	495
1. Overall, how would you rate your satisfaction with Food Service?	3.15	3.38
2. Stations – Grill	3.01	3.18
3. Stations – Salsa	2.81	2.78
4. Stations – Deli	2.87	2.82
5. Stations – Fast Takes	2.83	2.69
6. Stations – Favorites	3.03	3.20
7. Stations – Pizza	3.18	3.71
8. Breakfast	3.02	2.96
9. Food – Taste of Food	3.19	3.59
10. Food – Food Quality	3.04	3.39
11. Food – Appearance/Presentation	3.23	3.37
12. Food – Hot-Hot/Cold-Cold	3.55	3.59
13. Food – Availability of Selections	3.63	3.46
14. Service – Speed of Service	3.65	3.39
15. Service – Cleanliness	3.63	3.67
16. Service – Friendliness of Staff	3.69	3.56
17. Service – Responsiveness	3.87	3.47
Overall Survey Average	3.24	3.37



**Executive Summary
January – March 2011
Quarterly Review**

Training

Training continued throughout the quarter. Below is a summary of that training:

January:

- Training was given on Lock Out/Tag Out, Hearing Protection and Receiving and Storing Food to 156 employees. Total Training Hours: 156.0
- Monthly meetings we held with all Elementary, Middle and High school managers. Total Training Hours: 43.0

Total January Training Hours: 199.0

February:

- Sexual Harassment training was provided to 181 food service employees. Total Training Hours: 135.75
- Personal Protection Equipment and Cooling and Re-heating training were given to 181 employees. Total Training Hours: 90.50

Total February Training Hours: 226.25

March:

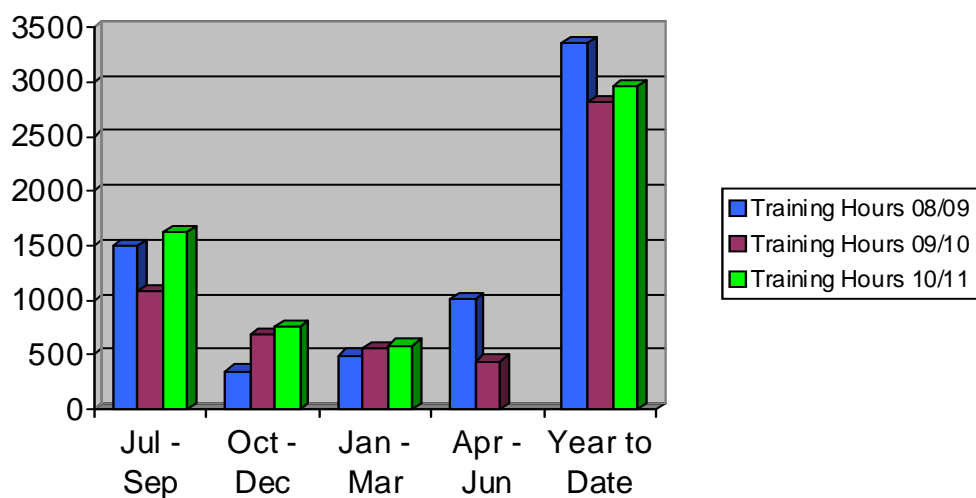
- Safe Equipment Operation, Chemical Safety and Sanitizing training were given to 91 employees. Total Training Hours: 113.75
- Monthly meetings were held with all Elementary, Middle and High school managers. Total Training Hours: 45.0

Total March Training Hours: 158.75



Executive Summary
January – March 2011
Quarterly Review

	July – September	October – December	January – March	April – June	Year to Date
<i>Total Training Hours – 2010/2011</i>	1617.50	760.25	584.00		2961.75
<i>Total Training Hours – 2009/2010</i>	1080.50	687.75	558.00	489.75	2816.00
<i>Total Training Hours – 2008/2009</i>	1491.50	351.50	496.50	1016.50	3356.00



Financial Performance
January - March

	3 rd Quarter Budget	3 rd Quarter Actual 10/11	3 rd Quarter Actual 09/10
Income	\$3,301,189	\$3,013,548	\$3,110,777
Rebates	\$155,195	\$169,980	\$155,195
Total Income	\$3,456,384	\$3,184,528	\$3,265,972
Food Cost	\$1,329,682	\$1,245,292	\$1,260,306
Management Labor	\$66,807	\$64,888	\$72,481
Other Expenses	\$186,286	\$183,026	\$195,874
Management Fee	\$151,888	\$138,011	\$143,207
Total Sodexo Expenses	\$1,734,663	\$1,631,217	\$1,671,868



Executive Summary
January – March 2011
Quarterly Review

	3 rd Quarter Budget	3 rd Quarter Actual 10/11	3rd Quarter Actual 09/10
Wages and Benefits (Hourly and Salary)	\$1,227,120	\$1,177,520	\$1,115,880
Wages – Students	\$3,850	\$4,085	\$3,780
Other Expenses	\$18,150	\$13,715	\$11,421
Merchant Fees	\$47,000	\$43,555	\$42,705
Total Millard Expenses	\$1,296,120	\$1,238,875	\$1,213,787
<i>Return after Direct Expenses</i>	<i>\$425,601</i>	<i>\$381,610</i>	<i>\$380,317</i>
Transfers – Para’s	\$60,000	\$60,000	\$58,941
Transfers – Custodial	\$78,000	\$78,000	\$74,250
Transfers – Building	\$120,000	\$120,000	\$120,000
Total Indirect Expenses	\$258,000	\$258,000	\$253,191
Grand Total – All Expenses	\$3,288,783	\$3,128,093	\$3,138,846
<i>Net Return</i>	<i>\$167,601</i>	<i>\$56,435</i>	<i>\$127,126</i>

Year to Date Projections

	YTD Budget 2010/2011	YTD Actual + Projections 2010/2011	2009/2010 Actual
Income	\$10,263,784	\$10,241,486	\$9,894,989
Rebates	\$642,316	\$682,274	\$ 642,521
Total Income	\$10,906,100	\$10,923,760	\$ 10,537,510
Food Cost	\$4,133,994	\$4,117,991	\$ 4,036,637
Management Labor	\$267,228	\$255,771	\$ 253,913
Other Expenses	\$753,951	\$805,996	\$ 694,805
Management Fee	\$464,100	\$462,640	\$ 454,785
Total Sodexo Expenses	\$5,618,913	\$5,642,395	\$ 5,440,140
Wages and Benefits	\$4,144,222	\$4,096,605	\$ 3,945,939



Executive Summary
January – March 2011
Quarterly Review

	YTD Budget 2010/2011	YTD Actual + Projections 2010/2011	2009/2010 Actual
(Hourly and Salary)			
Wages – Students	\$15,250	\$5,947	\$ 13,740
Other Expenses	\$76,750	\$59,472	\$ 72,406
Merchant Fees	\$166,000	\$162,459	\$ 161,154
Total Millard Expenses	\$4,402,222	\$4,334,483	\$ 4,193,340
Return after Direct Expenses	\$884,965	\$842,591	\$ 904,131
Transfers – Para's	\$200,000	\$200,000	\$ 196,470
Transfers – Custodial	\$260,000	\$260,000	\$ 247,500
Transfers – Building	\$400,000	\$400,000	\$ 400,460
Total Indirect Expenses	\$860,000	\$860,000	\$ 844,430
Grand Total – All Expenses	\$10,881,135	\$10,836,882	\$ 10,447,809
Net Return	\$24,965	\$86,813	\$ 59,701

Meals Served

In this section, meals served statistics are shown for the Quarter, as well as last year's statistics. A breakdown of meals per serving day for the period (serving days), and the variance compared to last year.

HIGH SCHOOLS

	January – March 2011		January – March 2010	
	Breakfast Served	Lunch Served	Breakfast Served	Lunch Served
Horizon	803	3135	953	1935
North	4035	53079	6194	55290
South	5506	52593	4009	51953
West	2873	54716	2639	56390
Total	13217	163523	13795	165568
Average/Serving Day (53)(55)	249	3085	251	3010
Variance over Last Year/Serving Day	-2	75		



**Executive Summary
January – March 2011
Quarterly Review**

MIDDLE SCHOOLS

	January – March 2011		January – March 2010	
	Breakfast Served	Lunch Served	Breakfast Served	Lunch Served
Central	3484	34372	3160	35254
North	2838	33730	2628	34685
Andersen	2584	33796	2699	36411
Kiewit	1611	38112	2296	38330
Russell	901	39418	885	40789
Beadle	1364	39439	2215	38424
Total	12782	218867	13883	223893
Average/Serving Day (53)(55)	241	4160	252	4071
Variance over Last Year/Serving Day	-11	59		

ELEMENTARY SCHOOLS

	January – March 2011		January – March 2010	
	Breakfast Served	Lunch Served	Breakfast Served	Lunch Served
Bryan	3980	15846	3980	15922
Cather	3606	14993	3177	16465
Cody	4800	10665	5383	12124
Hitchcock	2015	12296	1651	7919
Holling Heights	5798	16586	6319	18087
Montclair	5596	20827	4896	22401
Norris	6697	16343	6112	15873
Sandoz	7042	14954	6705	15906
Disney	2776	9803	3468	10963
Morton	2281	14646	2432	14467
Neihardt	5356	21831	6023	22891
Cottonwood	2838	14500	2960	15226
Harvey Oaks	2241	11914	3193	12731
Rockwell	4567	16338	4233	15735
Abbott	3805	18330	3545	18298
Ackerman	4677	20975	5044	23510
Ezra	3204	16154	3526	17275
Willowdale	2053	16057	1833	16463
Aldrich	1841	16649	2246	17136
Black Elk	2866	20989	3606	22857



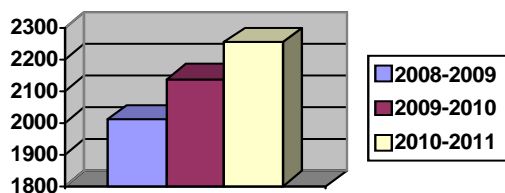
Executive Summary
January – March 2011
Quarterly Review

	January – March 2011		January – March 2010	
Rohwer	3253	17999	3494	19638
Wheeler	3171	24194	2849	26461
Reeder	2875	21002	2638	19390
Reagan	2540	24121	2504	24092
Upchurch	4329	18693	3549	15974
Total	95207	426705	95465	437804
Average/Serving Day (53)(55)	1796	8051	1736	7960
Variance over Last Year/Serving Day	60	91		

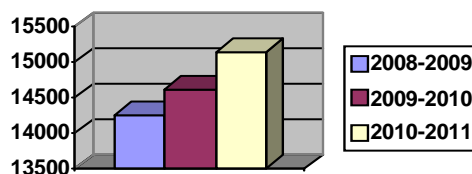
Below is a summary of total reimbursable meals served for the Quarter, along with numbers from the previous period. (Does not include meal equivalents).

	Meals Served 2010-2011 3 rd Quarter	Meals Served 2009-2010 3 rd Quarter	Variance
Breakfast	121,206	123,143	-1937
Average Breakfast/Day	2,287	2,239	+48
Lunch	809,095	827,265	-18170
Average Lunch/Day	15,266	15,041	+225

3rd Quarter - Breakfast/Day Average



3rd Quarter - Lunch/Day Average



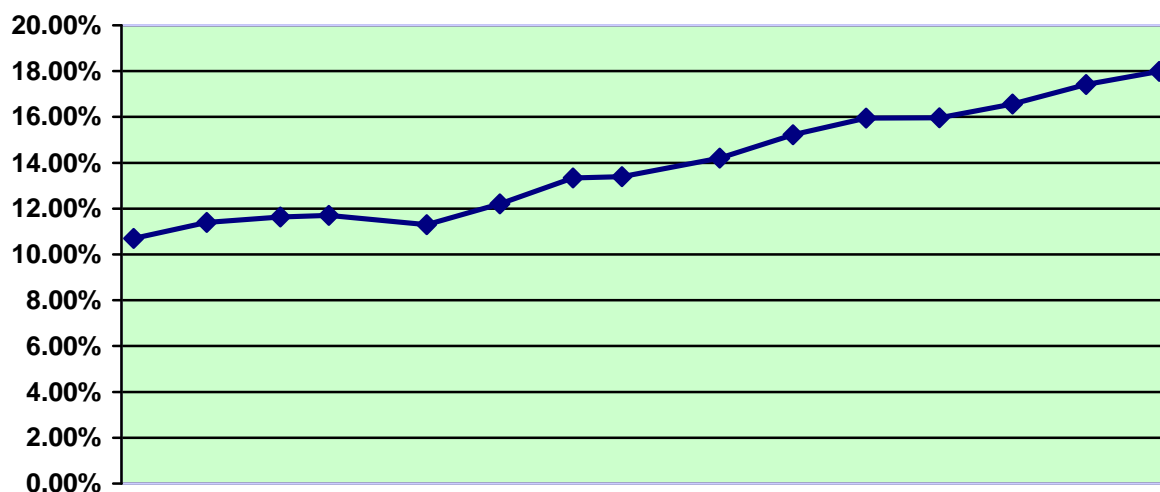
	Meals Served 2010-2011 YTD	Meals Served 2009-2010 YTD	Variance
Breakfast	316,784	301,377	+15,407
Average Breakfast/Day	2,231	2,168	+63
Lunch	2,154,933	2,084,713	+70,220
Average Lunch/Day	15,176	14,998	+178



Executive Summary January – March 2011 Quarterly Review

Below is a summary of the Free and Reduced students currently enrolled at Millard Public Schools, along with the percentage as it relates to total enrollment. (As of March 2011)

	Free	Reduced	Free & Reduced Percentage
2010- 2011 (Mar)	3017	1002	17.99%
2009-2010 (Mar)	2493	1025	15.95%
2008-2009 (Mar)	1984	909	13.34%
2007-2008 (Mar)	1740	773	11.63%



	Sep-07	Dec-07	Mar-08	May-08	Sep-08	Dec-08	Mar-09	May-09	Sep-09	Dec-09	Mar-10	Jun-10	Sep-10	Dec-10	11-Mar
◆ Percentage	10.70%	11.40%	11.63%	11.70%	11.30%	12.20%	13.34%	13.40%	14.20%	15.22%	15.95%	15.96%	16.56%	17.41%	17.99%

AGENDA SUMMARY SHEET

AGENDA ITEM: Quarterly Summer Projects Construction Report

MEETING DATE: April 18, 2011

DEPARTMENT: General Administration

TITLE & BRIEF DESCRIPTION: Quarterly Summer Projects Report – A report of the on-going progress on summer construction projects in the District.

ACTION DESIRED: Approval Discussion Information Only

BACKGROUND: n/a

OPTIONS AND ALTERNATIVES: n/a

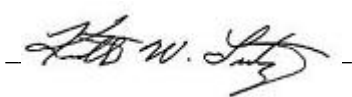
RECOMMENDATION: n/a

STRATEGIC PLAN REFERENCE: n/a

IMPLICATIONS OF ADOPTION/REJECTION: n/a

TIMELINE: n/a

RESPONSIBLE PERSON: Ed Rockwell (Gen. Mgr. for Support Services) and Ken Fossen (Assoc. Supt. Gen. Admin.)

SUPERINTENDENT'S APPROVAL: 

Construction Report to the Board of Education

Board meeting date: April 18, 2011

For quarter ending: March 31, 2011

Location: **Reeder Elementary**
 Project Title: **Classroom & Multi-purpose Additions**
 Architect / Engineer: **Schemmer Associates**
 Contractor: **Construct, Inc**

Project Manager: **Ed Rockwell**
 Bid Award: **\$ 1,344,000**
 Change Orders: **\$ 00,00 (0.0%)**
 Amended Contract: **\$ 1,344,000**


Description of work:

Using a design very similar to that used for both Reagan and Wheeler previously, a 6-room, 2-story classroom addition and a single-story multi-purpose addition will be built to ease demand for space due to enrollment.

Status of progress:

Contractor mobilized at the earliest opportunity on March 1. Demolition of the classroom addition nearly completed, along with early phases of foundations, electrical, special systems, etc.

Change Order information:



Location: **Cather Elementary**
Project Title: **Re-roofing Phase II of II**
Architect / Engineer: **BVH Architects**
Contractor: **Prairie Construction**

Project Manager: **Ed Rockwell**
Bid Award: **\$ 319,000**
Change Orders: **\$ 00,000 (0.0%)**
Amended Contract: **\$ 319,000**

Description of work:

This project will complete the replacement of the roof area, similar to the west half completed in the summer of 2010. There will be no new RTU's or ventilation fans replaced in this phase, as all were replaced in Phase I.

Status of progress:

Contract has been executed. Contractor is ordering materials and preparing to mobilize.

Change Order information:



Location: **South High School**
Project Title: **Re-roofing Phase II-2011**
Architect / Engineer: **BVH Architects**
Contractor: **McKinnis Roofing**

Project Manager: **Ed Rockwell**
Bid Award: **\$ 341,433**
Change Orders: **\$ 0,000 (0.0%)**
Amended Contract: **\$ 341,433**

Description of work:

This phase will replace several more significant areas of existing roof over the auditorium and south (9-10) portions of the building. This project is the second phase of multiple phases over the next few years to replace all older areas of the roof requiring attention.

Status of progress:

Contract has been executed. Contractor is ordering materials and preparing to mobilize.

Change Order information:



Location: **North High School (emergency project)**
Project Title: **Re-roofing Area G Phase III**
Architect / Engineer: **BVH Architects**
Contractor: **RL Craft Roofing-Omaha**

Project Manager: **Ed Rockwell**
Bid Award: **\$ 210,000**
Change Orders: **\$ 00,000 (0.0%)**
Amended Contract: **\$ 210,000**

Description of work:

This emergency project addresses a multitude of roof leaks that appeared in late winter over the kitchen food prep area and music rooms to the west. RSI believes the primary causes of this unexpected roof failure were extreme thermal shock and extreme movement of the roof components due to high structural snow loads. As bids for other summer projects were favorable, we added this project within the revised budget.

Status of progress:

Contract has been executed. Contractor is ordering materials and preparing to mobilize.

Change Order information:



Location: **Morton Elementary**
Project Title: **Playground Erosion Improvements**
Architect / Engineer: **E & A Consulting**
Contractor: **Dostals Construction**

Project Manager: **Ed Rockwell**
Bid Award: **\$ 48,960**
Change Orders: **\$ 0,000 (0.0%)**
Amended Contract: **\$ 48,960**

Description of work:

This work will correct several areas of severe erosion and prevent future erosion problems. The project will also include installing under-drains throughout the playground to alleviate ponding and will replace the existing gravel under play equipment with approved wood mulch, consistent with other District playgrounds.

Status of progress:

Contract has been executed. Contractor is ordering materials and preparing to mobilize.

Change Order information:



Location: **Ezra Elementary**
Project Title: **Sidewalk Replacements**
Architect / Engineer: **Lamp-Rynearson Associates**
Contractor: **Mackie Construction**

Project Manager: **Ed Rockwell**
Bid Award: **\$ 22,268**
Change Orders: **\$ 0,000 (0.0%)**
Amended Contract: **\$ 22,268**

Description of work:

The sidewalks adjacent to the main drives east and north of the building will be replaced. The current sidewalks have offset elevations between slabs causing trip hazards, particularly in below-freezing weather.

Status of progress:

Contract has been executed. Contractor is ordering materials and preparing to mobilize.

Change Order information:



Location: **North High School**
Project Title: **Concrete Bleacher Pad Replacement**
Architect / Engineer: **Olsson Associates**
Contractor: **Mackie Construction**

Project Manager: **Ed Rockwell**
Bid Award: **\$ 59,767**
Change Orders: **\$ 0,000 (0.0%)**
Amended Contract: **\$ 59,767**

Description of work:

A badly cracked and deteriorated concrete slab will be replaced to support the soccer bleachers and to provide safe walk paths for spectators. Geo-technical engineering will be utilized to alleviate extremely wet, poorly draining soils under the new concrete slab.

Status of progress:

Contract has been executed. Contractor is ordering materials and preparing to mobilize.

Change Order information:



Location: **Disney Elementary**
Project Title: **Cedar Soffit Replacements**
Architect / Engineer: **Schemmer Associates**
Contractor: **Rife Construction**

Project Manager: **Kim Thompson**
Bid Award: **\$ 46,585**
Change Orders: **\$ 0,000 (0.0%)**
Amended Contract: **\$ 46,585**


Description of work:

Similar to work done in recent years at Cottonwood and Neihardt, the deteriorated wooden (cedar) soffits will be replaced by application of a high quality EIFS at all soffit locations.

Status of progress:

Contract has been executed. Contractor is ordering materials and preparing to mobilize.

Change Order information:



Location: Willowdale, Russell Middle, West High
Project Title: **Metal Door & Frame Replacements**
Architect / Engineer: Schemmer Associates
Contractor: Rife Construction

Project Manager: **Kim Thompson**
Bid Award: **\$ 15,965**
Change Orders: **\$ 0,000 (0.0%)**
Amended Contract: **\$ 15,965**

Description of work:

In multiple locations at the three buildings, exterior and vestibule metal door frames, metal doors and door hardware are being replaced due to deterioration.

Status of progress:

Contract has been executed. Contractor is ordering materials and preparing to mobilize.

Change Order information:



Willowdale



Willowdale



Russell Middle



West High

Location: **South High School**
Project Title: **Weatherproofing Phase I of III**
Architect / Engineer: **none**
Contractor: **McGill Restoration**

Project Manager: **Maintenance**
Contract Amount: **\$ 70,000**
Change Orders: **\$ 0,000 (0.0%)**
Amended Contract: **\$ 70,000**

Description of work:

The project will feature a scope of work that typically includes replacement of damaged brick, brick mortar tuck pointing, brick sealing, removal and replacement of exterior caulking, flashing repairs, etc. Due to the size of the campus, we expect two additional phases will be required over the next two years to complete all work at this location. The remnants of the destructive ivy at the north elevation will be completely removed.

Status of progress:

Purchase orders have been executed. Contractor is ordering materials and preparing to mobilize.

Change Order information



Location: **Ezra Elementary**
Project Title: **Wall Covering Renovations**
Architect / Engineer: **Schemmer Associates**
Contractor: **Rife Construction**

Project Manager: **Kim Thompson**
Contract Amount: **\$ 42,998**
Change Orders: **\$ 0,000 (0.0%)**
Amended Contract: **\$ 42,998**

Description of work:

The scope of this project will replace the carpet-like heavy fabrics that were originally installed on the corridor walls with painted, maintainable surfaces. Buildings including Cottonwood, Disney and Morton received similar treatment in the 1997 bond work. Select areas of vinyl wall covering will also be renovated.

Status of progress:

Contract has been executed. Contractor is ordering materials and preparing to mobilize.

Change Order information:



Location: **Black Elk Elementary**
Project Title: **Flooring Replacements**
Architect / Engineer: **BCDM Architects**
Contractor: **Floors, Inc.**

Project Manager: **Kim Thompson**
Contract Amount: **\$ 114,289**
Change Orders: **\$ 0,000 (0.0%)**
Amended Contract: **\$ 114,289**


Description of work:

All carpeting and vinyl cove base throughout the building will be replaced. Ceramic floor treatments will be installed beneath corridor water fountains, similar to successful improvements previously installed in other buildings.

Status of progress:

Contract has been executed. Contractor is ordering materials and preparing to mobilize.

Change Order information:



Location: **Norris Elementary**
Project Title: **Flooring Replacements**
Architect / Engineer: **BCDM Architects**
Contractor: **Floors, Inc.**

Project Manager: **Kim Thompson**
Contract Amount: **\$ 82,132**
Change Orders: **\$ 0,000 (0.0%)**
Amended Contract: **\$ 82,132**


Description of work:

All carpeting and vinyl base will be replaced throughout the building. The original asbestos-composition tile (ACT) will also be abated and replaced with new VCT in the gymnasium and several minor storage areas.

Status of progress:

Contract has been executed. Contractor is ordering materials and preparing to mobilize.

Change Order information



Location: **Rockwell Elementary**
 Project Title: **HVAC Improvements**
 Architect / Engineer: **Morrissey Engineering**
 Contractor: **Pitlor & Son**

Project Manager: **Kim Thompson**
 Bid Award: **\$ 174,900**
 Change Orders: **\$ 00,000 (0.0%)**
 Amended Contract: **\$ 174,900**

Description of work:

The original air handler for the gymnasium will be replaced and upgraded. Improvements will be made to the conditioning of make-up air (fresh air) brought into the building's air handlers to reduce humidity and improve indoor air quality. Pneumatic controls will be replaced with improved digital controls for the HVAC system.

Status of progress:

Contract has been executed. Contractor is ordering materials and preparing to mobilize.

Change Order information:



Location: **Cather Elementary**
Project Title: **Fire Detection System Replacement**
Architect / Engineer: **Morrissey Engineering**
Contractor: **Hiller Electric**

Project Manager: **Kim Thompson**
Contract Award: **\$ 67,500**
Change Orders: **\$ 0,000 (0.0 %)**
Amended Contract: **\$ 67,500**

Description of work:

The main fire alarm panels and all other fire detection equipment throughout the building will be replaced and upgraded to current standards.

Status of progress:

Contract has been executed. Contractor is ordering materials and preparing to mobilize.

Change Order information:



Location: **Neihardt Elementary**
Project Title: **Intercom System Replacement**
Architect / Engineer: **Morrissey Engineering**
Contractor: **Electronic Sound**

Project Manager: **Kim Thompson**
Contract Award: **\$ 25,600**
Change Orders: **\$ 0,000 (0.0 %)**
Amended Contract: **\$ 25,600**

Description of work:

This project will replace the existing intercom system throughout the building, including the central control unit in the main office. The system will also be upgraded to current District standards.

Status of progress:

Contract has been executed. Contractor is ordering materials and preparing to mobilize.

Change Order information:



Location: **Sandoz Elementary**
Project Title: **Intercom System Replacement**
Architect / Engineer: **Morrissey Engineering**
Contractor: **Electronic Sound**

Project Manager: **Kim Thompson**
Contract Award: **\$ 25,200**
Change Orders: **\$ 0,000 (0.0 %)**
Amended Contract: **\$ 25,200**

Description of work:

This project will replace the existing intercom system throughout the building, including the central control unit in the main office. The system will also be upgraded to current District standards.

Status of progress:

Contract has been executed. Contractor is ordering materials and preparing to mobilize.

Change Order information:



Current Summary Status of 2011 Summer Project Budget

From original board committee presentation of November 8, 2010:

Estimated total construction awards	3,431,850
Construction contingency (10%)	343,185
Estimated total soft costs (20%)	<u>686,370</u>
Total Summer 2011 budget request	\$4,461,405

Revised budget (includes Reeder Additions) of December 7, 2010:

Estimated total construction awards	3,420,000
Construction contingency (10%)	342,000
Estimated total soft costs (20%)	<u>684,000</u>
Total Summer 2011 budget request	\$4,446,000

Revised budget – projects added: Reeder Additions

Revised budget – projects deleted: Cather, DSAC Paving
 Bryan, Cody, Norris Exterior Wall Study
 DSAC HVAC Improvements
 KMS Interior Painting
 DSAC Restroom Renovations
 WHS Tennis Court Replacements
 KMS, RMS, Track Replacements
 NHS, SHS Track Surface Renovations
 SHS irrigation replacements, mezzanine bleacher improvements

Current budget through March 31, 2011:

Actual total construction awards	3,012,597
Construction contingency (10%)	342,000
Estimated total soft costs (20%)	<u>684,000</u>
Current Summer 2011 budget	\$4,038,597

Revised budget – projects added: NHS Phs III Area G Re-roof

Budget and schedule details follow on next page.....

MPS Summer Projects 2011 A-E Worksheet - Revised 4-4-11

Location	Project Description	MPS Project Manager	Architect or Engineering Firm	A-E Project Numbers	Architect or Engineering Fees	Consulting or Commissioning Firm	Consulting or Commissioning Fees	Surveyor	Surveyor Fees	Geotech and Materials Testing	Geotech and Materials Testing Fees	Bids Due & Time	Date Award (Mondays)	Contract Start Date	FINAL Completion Date (demobilized, punch complete and off-site)	Liquidated Damages Start Date	Amount of Liquidated Damages Per Calendar Day	Contractor Awarded	Alternates Accepted	Amount of Original Contract Award	A/E Original Cost Estimate	Variance from A/E Estimate to Contract Award	Net Change Orders	Total of Current Construction Contract	NIC (not in contract) Products and/or Services	NIC Amount	Total Fees & Costs	Total Current Project Amount (includes all fees & costs)	
Reader	Classroom and Multi-purpose Additions	ER	TSA	5367	90,000	MEI	11,200	TSA	3,500	Thiele Geotech	11,501	2/9/11 2:00 PM	02/21/11	03/01/11	multiple	multiple	2,000 / 1,000	Construct, Inc.	na	1,344,000	1,600,000	256,000		1,344,000	Daily Record A & D	15	117,948	1,461,948	
						RSI	10,800																		2,434				
Ezra	Main Sidewalk Replacements	ER	LRA	110093.01-025/325	7,900			LRA		Thiele Geotech	1,124	RFP 2/17/11	na	06/03/11	07/29/11	08/01/11	1,500	Mackie Construction	na	22,268	23,000	732		22,268					
Morton	Playground Erosion Improvements	ER	E & A	M2010.397.001	19,900			E & A	1,700	Thiele Geotech	835	2/17/11 2:00 PM	03/07/11	06/03/11	08/05/11	08/08/11	500	Dostals Construction		48,960	60,000	11,040		48,960	Daily Record A & D	14	22,513	71,473	
																										64			
North High	Soccer Bleacher Paving Replacement	ER	OAC		14,850			OAC		Thiele Geotech	2,820	2/16/11 11:00 AM	03/07/11	06/03/11	07/29/11	08/01/11	1,500	Mackie Construction	na	59,767	60,000	233		59,767	Daily Record A & D	14	17,884	77,650	
																										200			
Cather	Re-roof Phase II of II	ER	BVH/MEI	M10074	37,000	RSI	43,800					3/2/11 1:30 PM	03/21/11	06/03/11	07/29/11	08/01/11	1,500	Prairie Construction	1 & 2	319,000	370,000	51,000		319,000	Daily Record	13	80,813	399,813	
South High	Re-roof Phase II: Areas BB, CC, DD, EE, FF, O	ER	BVH	M10075	48,120	RSI	47,200					3/2/11 2:00 PM	03/21/11	06/03/11	07/29/11	08/01/11	1,500	McKinnis Roofing	na	341,433	496,000	154,567		341,433	Daily Record	13	95,333	436,766	
South High	Weatherproofing Phase I of III	Maint Dept	na	na	na							na	na	06/03/11	07/29/11	na	na	McGill Restoration	na	70,000	70,000	0		70,000			0	70,000	
Willowdale																					9,500				SEI	260			
Russell Middle	Hollow Metal Door Replacements	KT	TSA	5985.001	8,500	na	na	na	na	na	na	RFP 2/15/11	na	06/03/11	SC 7/15/2011 FINAL 8/5/11	7/18/2011 8/5/2011	500 / 100	Rife Construction	na	15,965	15,355	1,535		15,965	Siemens	4,475	13,235	29,200	
West High																					4,000								
																					4,000								
Disney	Cedar Soffit Replacements	KT	TSA	5984.001	20,000							3/3/11 1:30 PM	03/21/11	06/03/11	SC 7/29/2011 FINAL 8/9/11	8/1/2011 8/9/2011	1500 / 100	Rife Construction	na	46,585	80,000	33,415		46,585	Daily Record	29	20,985	67,570	
																										Miller Electric A & D	670	286	
Black Elk	Flooring Replacements	KT	BCDM	3004-07	13,000							3/1/11 1:30 PM	03/21/11	06/08/11	SC 7/22/2011 FINAL 8/5/2011	7/25/2011 8/5/2011	2500 / 100	Floors Inc	na	114,289	130,000	15,711		114,289	Daily Record	28	13,157	127,446	
																										A & D	129		
																										Misc Support Contract			
Norris	Flooring Replacements	KT	BCDM	3017-07	11,500	AMI	15,030					3/1/11 2:00 PM	03/21/11	06/08/11	SC 7/22/2011 FINAL 8/5/2011	7/25/2011 8/5/2011	2500 / 100	Floors Inc	na	84,132	110,000	25,868		84,132	Daily Record	29	43,780	127,912	
																										A & D	121		
																										Misc Support Contract			
																										McGill Asbestos	17,100		
Ezra	Fabric Wall Covering Improvements	KT	TSA	5983.001	18,000							3/3/11 2:00 PM	03/21/11	06/03/11	SC 7/22/2011 FINAL 7/29/2011	7/25/2011 7/29/2011	2500 / 100	Rife Construction	na	42,998	57,000	14,002		42,998	Daily Record	28	18,300	61,298	
																										A & D	271		
Rockwell	HVAC Improvements	KT	MEI	10264	29,000	MEI	6,600					2/15/11 1:30 PM	03/07/11	06/03/11	SC 7/29/2011	08/01/11	2,500	Pittor	na	174,900	195,000	20,100		174,900	Daily Record	25	35,815	210,715	
																										A&D	190		
Cather	Fire Detection System Replacement	KT	MEI	10265	9,000	na	0					2/15/11 2:00 PM	03/07/11	06/03/11	07/22/11	07/25/11	2,500	Hiller Electric	na	67,500	70,460	2,960		67,500	Daily Record	21	9,089	76,589	
																										A&D	68		
Neihardt	Intercom System Replacement	KT	MEI	10267	7,000	na	0					2/15/11 2:15 PM	03/07/11	06/03/11	07/29/11	08/01/11	2,500	Electronic Sound		25,600	50,000	24,400		25,600	Daily Record	21	7,021	32,621	
Sandoz	Intercom System Replacement	KT	MEI	10268	6,300	na	0					2/15/11 2:30 PM	03/07/11	06/03/11	07/29/11	08/01/11	2,500	Electronic Sound		25,200	34,000	8,800		25,200	Daily Record	21	6,321	31,521	
					250,070		112,630		5,200		16,280										2,802,597	3,422,960	620,363					370,906	3,282,526
EMERGENCY PROJECT NOT ORIGINALLY IN SUMMER BUDGET																													
North High	Re-roof Phase III Area G	ER	BVH	M11018	20,760	RSI	33,000	na	na	na	na	3/16/11 10:00 AM	03/21/11	06/03/11	07/29/11	08/01/11	1,500	RL Craft	na	210,000	247,000	37,000		210,000	Daily Record	14	53,903	263,903	
																										A & D	129		
					270,830		145,630														3,012,597	3,669,960	657,363					424,808	3,546,428

AGENDA SUMMARY SHEET

AGENDA ITEM: Attendance Report

MEETING DATE: April 18, 2011

DEPARTMENT: Pupil Services

TITLE & BRIEF DESCRIPTION: LB 800 requires that a monthly report pertaining to student attendance be completed and sent to the Nebraska Department of Education and the Learning Community by the 10th of each month.

ACTION DESIRED: Information only

BACKGROUND: See above

OPTIONS AND ALTERNATIVES: n/a

RECOMMENDATION: n/a

STRATEGIC PLAN

REFERENCE: n/a

IMPLICATIONS OF ADOPTION

/REJECTION: n/a

TIMELINE: n/a

RESPONSIBLE PERSON(S): Dr. Kraig Lofquist, Director of Pupil Services

Dr. Jim Sutfin, Executive Director of Human Resources

SUPERINTENDENT'S APPROVAL: _____  _____

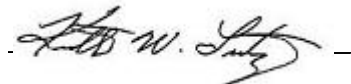
Excessive Absenteeism Monthly Report	October	November	December	January	February	March	April
(Days are reported in the following month: ex: Aug/Sept. absenses were reported in "October").	Unduplicated Count of Students	Unduplicated Count of Students	Unduplicated Count of Students	Unduplicated Count of Students	Unduplicated Count of Students	Unduplicated Count of Students	Unduplicated Count of Students
1a. Report the number of students enrolled in kindergarten through 12th grade who were absent from school for more than # days (or the hourly equivalent) during the calendar month:	> 2 days 1891	> 4 days 1279	> 6 days 2241	> 8 days 1198	> 10 days 1350	> 12 days 1400	> 14 days 2297
1B. Reason							
Long Term Suspension	69	29	45	14	10	13	38
Expulsion (without services)	0	0	0	0	0	0	0
Medical	0	0	562	897	1046	1081	1933
Other	1891	1279	2228	795	923	858	1507
II.Cumulative Counts-Report the number of students enrolled in kindergarten thourgh 12th grade who were absent from school for more than () or the hourly equivalent from the first day of school through the last day of the month.	0	2153	1844	1428	1244	1034	1054
III. Report the number of referrals during the calendar month to the office of the county attorney for excessive absenteeism of a student enrolled in kindergarten through 12th grade.	0	23	16	30	13	28	84
IV. Report the number of contacts with law enforcement officials during the clendar month by the district or system relative to a student enrolled in kindergarten through 12th grade who is in the district or system.	0	0	0	0	1	0	0

AGENDA SUMMARY SHEET**AGENDA ITEM:** Instructional Time Allowance**MEETING DATE:** April 18, 2011**DEPARTMENT:** Educational Services**TITLE AND BRIEF DESCRIPTION:** Instructional Time Options to Recapture State Aid Allocation**ACTION DESIRED:** X Information

BACKGROUND: The 2010-2011 State Aid Instructional Time Allowance was \$7,180,300.53. For 2011-2012 the allowance has dropped to \$0.00. Attached are options that may result in re-establishing a State Aid Instructional Time Allowance in State Aid for the Millard Public Schools. Said options revolve around adding time to the instructional day, eliminating or reducing late starts and early releases, and the elimination of the 20 flex hours at the high schools. Also attached are assumptions, benefits and costs that need to be considered regarding the options and a copy of the applicable state statute.

RECOMMENDATIONS: Discussion**STRATEGIC PLAN REFERENCE:** None**TIMELINE:** N/A

RESPONSIBLE PERSON(S): Mark Feldhausen, Associate Superintendent for Educational Services
Ken Fossen, Associate Superintendent for General Administration

SUPERINTENDENT'S APPROVAL:

BOARD ACTION:

Instructional Time Scenarios II

Grade	Current Hrs (with 0 or 8 hr and all hrs and days off counted)	Current Hrs (w/o zero or 8th and all hrs and days off counted)	Option #1 (inc. Elem. 15 min on M, T, Th, & F or 12 min/day avg & retain Wed early release)	Option #2 Eliminates Wed. early release	Option #3 (Retains Wed. Early Release and adds 30 min. per day to Elementary)	Option #4 Adds 30 min/day to middle schools only	Option #5 (combines options 3 & 4)	Option #6 (Includes options 3 & 4 and Eliminates HS Monday late start)	Option #7 (Includes options 3 & 4 and Eliminates HS Monday late start and eliminates 20 hrs)	Option #8 (Includes options 3, 4, & 5 and Eliminates HS Monday late start and 20 hrs; Eliminates Elem Wed Early Out)	Option #9 (Includes option #8 and adds 30 min/day for H.S.)
K	1071.00	1071.00	1116	1125	1142.25	1071.00	1142.25	1142.25	1142.25	1214.25	1214.25
1	1077.00	1077.00	1116	1125	1148.25	1077.00	1148.25	1148.25	1148.25	1220.75	1220.75
2	1077.00	1077.00	1116	1125	1148.25	1077.00	1148.25	1148.25	1148.25	1220.75	1220.75
3	1077.00	1077.00	1116	1125	1148.25	1077.00	1148.25	1148.25	1148.25	1220.75	1220.75
4	1077.00	1077.00	1116	1125	1148.25	1077.00	1148.25	1148.25	1148.25	1220.75	1220.75
5	1077.00	1077.00	1116	1125	1148.25	1077.00	1148.25	1148.25	1148.25	1220.75	1220.75
6	1159.53	1159.53	1159.53	1159.53	1159.53	1248.53	1248.53	1248.53	1248.53	1248.53	1248.53
7	1158.53	1158.53	1158.53	1158.53	1158.53	1247.53	1247.53	1247.53	1247.53	1247.53	1247.53
8	1158.52	1158.52	1158.52	1158.52	1158.52	1247.52	1247.52	1247.52	1247.52	1247.52	1247.52
9	1168.66	1157.43	1157.43	1157.43	1157.43	1157.43	1157.43	1184.43	1204.43	1204.43	1293.49
10	1159.36	1148.85	1148.85	1148.85	1148.85	1148.85	1148.85	1175.85	1215.00	1215.00	1303.43
11	1169.15	1151.06	1151.06	1151.06	1151.06	1151.06	1151.06	1178.06	1215.00	1215.00	1303.46
12	1158.18	1148.18	1148.18	1148.18	1148.18	1148.18	1148.18	1175.18	1215.00	1215.00	1303.21
MPS Avg.	1122.15	1118.32	1136.78	1140.93	1151.20	1138.85	1171.74	1180.05	1190.50	1223.92	1251.17
Instructional Time Value	\$0.00	\$0.00	\$0.00	\$0.00	\$1,306,413.76	\$0.00	\$4,481,766.26	\$5,766,178.51	\$7,382,516.18	\$12,549,896.95	\$16,761,817.71
Ratio (state avg/MPS Avg)	0.981972	0.9786177	0.9947731	0.998408	1.007394443	0.996591	1.025367282	1.032637194	1.04178584	1.071033775	1.094873702
2010-2011 Statewide Avg.	1142.75										
2010-2011 Formula Students	22168.175		Statewide Avg Gen Fund Expense/Student	\$9,376.19	85% of State Student Avg Exp	\$7,969.76					

Instructional Time Scenarios III

Grade	Current Hrs (with 0 or 8 hr and all hrs and days off counted)	Current Hrs (w/o zero or 8th and all hrs and days off counted)	Option #1 (inc. Elem. 15 min on M, T, Th, & F or 12 min/day avg & retain Wed early release)	Option #2 Eliminates Wed. early release	Option #3 (Retains Wed. Early Release and adds 30 min. per day to Elementary)	Option #4 Adds 15 min/day to middle schools only	Option #5 (combines options 3 & 4)	Option #6 (Includes options 3 & 4 and Eliminates HS Monday late start)	Option #7 (Includes options 3 & 4 and Eliminates HS Monday late start and eliminates 20 hrs)	Option #8 (Includes options 3, 4, & 5 and Eliminates HS Monday late start and 20 hrs; Eliminates Elem Wed Early Out)	Option #9 (Includes option #8 and adds 30 min/day for H.S.)
K	1071.00	1071.00	1116	1125	1142.25	1071.00	1142.25	1142.25	1142.25	1214.25	1214.25
1	1077.00	1077.00	1116	1125	1148.25	1077.00	1148.25	1148.25	1148.25	1220.75	1220.75
2	1077.00	1077.00	1116	1125	1148.25	1077.00	1148.25	1148.25	1148.25	1220.75	1220.75
3	1077.00	1077.00	1116	1125	1148.25	1077.00	1148.25	1148.25	1148.25	1220.75	1220.75
4	1077.00	1077.00	1116	1125	1148.25	1077.00	1148.25	1148.25	1148.25	1220.75	1220.75
5	1077.00	1077.00	1116	1125	1148.25	1077.00	1148.25	1148.25	1148.25	1220.75	1220.75
6	1159.53	1159.53	1159.53	1159.53	1159.53	1202.09	1202.09	1202.09	1202.09	1202.09	1202.09
7	1158.53	1158.53	1158.53	1158.53	1158.53	1202.09	1202.09	1202.09	1202.09	1202.09	1202.09
8	1158.52	1158.52	1158.52	1158.52	1158.52	1202.09	1202.09	1202.09	1202.09	1202.09	1202.09
9	1168.66	1157.43	1157.43	1157.43	1157.43	1157.43	1157.43	1184.43	1204.43	1204.43	1293.49
10	1159.36	1148.85	1148.85	1148.85	1148.85	1148.85	1148.85	1175.85	1215.00	1215.00	1303.43
11	1169.15	1151.06	1151.06	1151.06	1151.06	1151.06	1151.06	1178.06	1215.00	1215.00	1303.46
12	1158.18	1148.18	1148.18	1148.18	1148.18	1148.18	1148.18	1175.18	1215.00	1215.00	1303.21
MPS Avg.	1122.15	1118.32	1136.78	1140.93	1151.20	1128.29	1161.18	1169.48	1179.94	1213.36	1240.60
Instructional Time Value	\$0.00	\$0.00	\$0.00	\$0.00	\$1,306,413.76	\$0.00	\$2,848,778.80	\$4,133,191.05	\$5,749,528.72	\$10,916,909.48	\$15,128,830.24
Ratio (state avg/MPS Avg)	0.981972	0.9786177	0.9947731	0.998408	1.007394443		1.016124396	1.023394309	1.032542955	1.061790889	1.085630816
2010-2011 Statewide Avg.	1142.75										
2010-2011 Formula Students	22168.175		Statewide Avg Gen Fund Expense/Student	\$9,376.19	85% of State Student Avg Exp	\$7,969.76					

Instructional Time Options

Spring 2011 for Fall 2011

Assumptions

1. No change in statewide average instructional time.
2. Transportation start and end times can be coordinated.
3. No change in statewide average of per pupil expenditure.
4. No change to how instructional time is reported to the state.
5. Instructional time remains a state aid allocation with no statutory change.
6. No change to number of formula students.
7. No change in state appropriations to state aid.
8. No significant ripple effect to statewide calculations in state aid formula.

Benefits

1. Return of instructional time allocation to MPS state aid.
2. Increase in available instructional time to cover curriculum.

Costs

1. PLC time lost at elementary and high school levels.
2. Possible increase in transportation cost (reimbursed two years in arrears). Initial analysis depends upon instructional time scenario and whether double routing can be retained. In cases where it cannot the impact range is \$480,000 for 16 additional SPED vans, \$271,382 for six additional SPED buses, and \$1,328,076 for 30 additional buses.
3. Possible increase in instructional time for support staff hours (e.g., worst case scenario of increasing every paraprofessional by 30 minutes per day = \$548,490.81).
4. Temper state aid instructional time allowance increase by deducting pro rata statewide deduction for all schools taken from basic funding (assume real gain is only 93% of calculated instruction time allowance scenario).

**TRANSPORTATION COSTS RELATED TO
INSTRUCTIONAL TIME ALLOWANCE SCENARIOS**

	Current		Option #3		Option #4		Option #5		Option #6		Option #7		Option #8	
	Reg. Hrs.	Mon/Wed	Reg. Hrs.	Mon/Wed	Reg. Hrs.	Mon/Wed	Reg. Hrs.	Mon/Wed	Reg. Hrs.	Mon/Wed	Reg. Hrs.	Mon/Wed	Reg. Hrs.	Mon/Wed
Elem Start	8:45	8:45	8:45	8:45	8:45	8:45	8:45	8:45	8:45	8:45	8:45	8:45	8:45	8:45
Elem End	3:30	2:00	4:00	2:30	3:30	2:00	4:00	2:30	4:00	2:30	4:00	2:30	4:00	4:00
MS Start	7:45	7:45	7:45	7:45	7:45	7:45	7:45	7:45	7:45	7:45	7:45	7:45	7:45	7:45
MS End	2:45	2:45	2:45	2:45	3:15	3:15	3:15	3:15	3:15	3:15	3:15	3:15	3:15	3:15
HS Start	8:00	8:45	8:00	8:45	8:00	8:45	8:00	8:45	8:00	8:00	8:00	8:00	8:00	8:00
HS End	3:15	3:15	3:15	3:15	3:15	3:15	3:15	3:15	3:15	3:15	3:15	3:15	3:15	3:15
Extra Reg. Buses			30		30		0		0		0		0	
Extra Reg. Cost			1,328,076		1,328,076		0		0		0		0	
Extra Sped Buses			6		6		0		0		0		0	
Extra Sped Cost			271,382		271,382		0		0		0		0	
Extra PK Sped Vans			0		16		0		0		0		0	
Extra KP Sped Cost			0		480,000		480,000		480,000		480,000		480,000	

	Current	With Extra Time	Difference
Hours	475,152.09	515,644.09	40,492.00
Average Hourly Rate	\$11.62	\$11.62	
Total Amount	\$5,519,048.42	\$5,989,376.37	\$470,327.95
Variable Benefits (NPERS + FICA/Med.)	\$917,199.62	\$995,362.48	\$78,162.86
TOTALS	\$6,436,248.04	\$6,984,738.85	\$548,490.81

§ 79-1007.23. Instructional time allowance; calculation.

For state aid calculated for school fiscal year 2009-10 and each school fiscal year thereafter:

(1) The department shall calculate an instructional time allowance for each district which submits the information required for the calculation on a form prescribed by the department on or before October 15 of the school fiscal year preceding the school fiscal year for which aid is being calculated. The instructional time allowance shall be equal to the product of the formula students of such district multiplied by the instructional time factor for such district multiplied by eighty-five percent of the statewide average general fund operating expenditures per formula student;

(2) The instructional time factor shall equal the difference of the ratio of the district's average hours of instruction for each full-time student during the regular school year for the most recently available complete data year divided by: (a) For state aid calculated for school fiscal year 2009-10, the comparison group average hours of instruction for each full-time student during the regular school year for the most recently available complete data year minus one; or (b) for state aid calculated for school fiscal year 2010-11 and each school fiscal year thereafter, the statewide average hours of instruction for each full-time student during the regular school year for the most recently available complete data year minus one, except that if the result is less than zero, the instructional time factor shall equal zero;

(3) For school fiscal years 2009-10 and 2010-11, the comparison group average hours of instruction for each full-time student shall be an average of the averages for all school districts in the comparison group. The average hours of instruction shall be defined by the department and shall not include extracurricular activities outside of the regular school day or time designated for students to eat lunch. The statewide average hours of instruction for each full-time student shall be an average of the averages for all school districts; and

(4) For school fiscal year 2011-12 and each school fiscal year thereafter, the average hours of instruction shall be defined by the department and shall be based on scheduled time for courses and the number of students participating in such courses as reported to the department for the most recently available complete data year. Hours of instruction shall not include extracurricular activities outside of the regular school day or time designated for students to eat lunch. The statewide average hours of instruction for each student shall be an average of the averages for all school districts.

Source: Laws 2008, LB 988, § 25; Laws 2009, LB 545, § 10; Laws 2009, First Spec. Sess., LB 5, § 9; Laws 2010, LB 1071, § 16.

Operative date: July 15, 2010

Effect of Amendments. The 2010 amendment, in (1), added "which submits the information required for the calculation on a form prescribed by the department on or before October 15 of the school fiscal year preceding the school fiscal year for which aid is being calculated" in the first sentence and "The instructional time allowance shall be" in the second sentence.

The 2009 amendment added "For school fiscal years 2009-10 and 2010-11" in the first sentence of (3); added (4); and made related and stylistic changes.

The 2009 amendment, in (2), added "(a) For state aid calculated for school fiscal year 2009-10" and "minus one; or (b) for state aid calculated for school fiscal year 2010-11 and each school fiscal year thereafter, the statewide average hours of instruction for each full-time student during the regular school year for the most recently available complete data year"; and in (3), deleted the former first sentence, which read: "The department shall develop a form for determining the district's average hours of instruction for each full-time student" and added the last two sentences; and made stylistic changes.