



**ACKNOWLEDGMENT OF RECEIPT  
OF NOTICE OF MEETING**


The undersigned members of the Board of Education of Millard, District #017, Omaha, Nebraska, hereby acknowledge receipt of advance notice of a meeting of said Board of Education and the agenda for such meeting held at 6:00 P.M. on October 3, 2011, at Don Stroh Administrative Center 5606 South 147th Street Omaha, NE 68137


Dated this 3rd day of October, 2011.

  
\_\_\_\_\_  
Dave Anderson - President

  
\_\_\_\_\_  
Linda Poole - Vice President

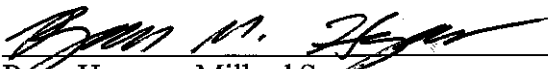
  
\_\_\_\_\_  
Mike Kennedy - Secretary

  
\_\_\_\_\_  
Mike Pate - Treasurer

  
\_\_\_\_\_  
Patrick Ricketts

  
\_\_\_\_\_  
Todd Clarke

\_\_\_\_\_  
Elisha Desmangles - Millard North

  
\_\_\_\_\_  
Ryan Hogan - Millard South

  
\_\_\_\_\_  
Yan Zhang - Millard West

**SCHOOL DISTRICT NO. 17  
NOTICE OF MEETING**

Notice is hereby given of a Special Board of Education meeting of School District No. 17, in the County of Douglas, which will be held at 8:00 p.m. on **Monday, October 3, 2011** at 5606 South 147th Street, Omaha, Nebraska.

An agenda for such meeting, kept continuously current, is available for public inspection at the Office of the Superintendent at 5606 South 147th Street, Omaha, Nebraska.

MIKE KENNEDY  
Secretary

9-30-11

**THE DAILY RECORD  
OF OMAHA**  
**RONALD A. HENNINGSEN, Publisher**  
**PROOF OF PUBLICATION**

**UNITED STATES OF AMERICA,**  
The State of Nebraska,  
District of Nebraska,  
County of Douglas,  
City of Omaha,

} ss.

**J. BOYD**


being duly sworn, deposes and says that she is

**LEGAL EDITOR**

of **THE DAILY RECORD**, of Omaha, a legal newspaper, printed and published daily in the English language, having a bona fide paid circulation in Douglas County in excess of 300 copies, printed in Omaha, in said County of Douglas, for more than fifty-two weeks last past; that the printed notice hereto attached was published in **THE DAILY RECORD**, of Omaha, on \_\_\_\_\_

September 30, 2011

That said Newspaper during that time was regularly published and in general circulation in the County of Douglas, and State of Nebraska.



Subscribed in my presence and sworn to before  
me this 30th \_\_\_\_\_ day of  
September 20 11

Notary Public in and for Douglas County,  
State of Nebraska

BOARD OF EDUCATION MEETING

OCTOBER 3, 2011

<u>NAME:</u>	<u>REPRESENTING:</u>
Dianna Ringleb	Black Elk
Lisa Wurtel	Black Elk
Casey Lundgren	Leadership Academy
Eva Van Lent	Black Elk
Amber Gumbel	Clarkson College
Molly Erickson	MEA
Kelly Pugh	Black Elk
Jill Edwards	Black Elk
Cody Roberts	IBEW Local 22
Dianna Ringleb	BLACK ELK
Lisa Bower	UNMC
Amber Reja	MNHS
Lindsey Vogel	Black Elk
Meredith Wright	UNMC
Kara Havick	UNMC
Dawn Lanham	Black Elk
Gina Hill	Black Elk
Kristina Berzina	Millard West
Marcia Schaefer	Millard West
Glean Schaefer	West
Kristina Backlund	Clarkson College





*BOARD OF EDUCATION*  
MEETING



*OCTOBER 3, 2011*

BOARD OF EDUCATION  
MILLARD PUBLIC SCHOOLS  
OMAHA, NEBRASKA

BOARD MEETING  
6:00 P.M.

STROH ADMINISTRATION CENTER  
5606 SOUTH 147th STREET  
OCTOBER 3, 2011

AGENDA

A. Call to Order

**The Public Meeting Act is posted on the Wall and Available for Public Inspection**

B. Pledge of Allegiance

C. Roll Call

D. Public Comments on agenda items – This is the proper time for public questions and comments on agenda items only. Please make sure a request form is given to the Board President before the meeting begins.

E. Routine Matters

1. \*Approval of Board of Education Minutes – September 19, 2011
2. \*Approval of Bills
3. \*Receive the Treasurer's Report and Place on File

F. Information Items

1. Employees of the Month
2. Superintendent's Comments
3. Board Comments/Announcements
4. Report from Student Representatives

G. Unfinished Business:

1. Approval of Policy 6001 – Curriculum, Instruction, and Assessment – Millard Education Program

H. New Business

1. Appointment of Official Representative to Educational Service Unit #3
2. Approval of Rule 6001.1 – Curriculum, Instruction, and Assessment – Millard Education Program
3. \*Reaffirm Policy 8220 – Internal Board Policies – Opportunities for Development
4. \*Reaffirm Policy 8230 – Internal Board Policies – Remuneration and Reimbursement
5. \*Reaffirm Policy 8270 – Internal Board Policies – Remembrances and Congratulatory
6. \*Reaffirm Policy 8320 – Internal Board Policies – Formulation of Bylaws
7. \*Reaffirm Policy 8342 – Internal Board Policies – Determining the Agenda
8. Negotiation (Executive Session)
9. Litigation (Executive Session)

I. Reports

1. Enrollment Report
2. Summer School Report
3. Finance Report

J. Future Agenda Items/Board Calendar.

1. NASB Area Membership Meeting on Wednesday, October 12, 2011 at LaVista Embassy Suites Conference Center
2. Board of Education Meeting on Monday, October 17, 2011 at 6:00 p.m. at the Don Stroh Administration Center, 5606 South 147<sup>th</sup> Street
3. Bond Presentation at 6:30 p.m. October 18, 2011 at Millard South High School
4. Bond Presentation at 6:30 p.m. October 20, 2011 at Millard North High School
5. Bond Presentation at 6:30 p.m. October 24, 2011 at Millard West High School
6. Board of Education Meeting on Monday, November 7, 2011 at 6:00 p.m. at the Don Stroh Administration Center, 5606 South 147<sup>th</sup> Street

Agenda  
October 3, 2011  
Page 2

7. Committee of the Whole Meeting on Monday, November 14, 2011 at 6:00 p.m. at the Don Stroh Administration Center, 5606 South 147<sup>th</sup> Street
8. NASB State Education Conference November 16-18, 2011 at the LaVista Embassy Suite Conference Center, 12520 Westport Parkway
9. Board of Education Meeting on Monday, November 21, 2010, 2011 at 6:00 p.m. at the Don Stroh Administration Center, 5606 South 147<sup>th</sup> Street
10. Board of Education Meeting on Monday, December 5, 2011 at 6:00 p.m. at the Don Stroh Administration Center, 5606 South 147<sup>th</sup> Street
11. Board of Education Meeting on Monday, December 19, 2011 at 6:00 p.m. at the Don Stroh Administration Center, 5606 South 147<sup>th</sup> Street

K. Public Comments - This is the proper time for public questions and comments on any topic. Please make sure a request form is given to the Board President before the meeting begins.

L. Adjournment:

All items indicated by an asterisk (\*) will comprise the Consent Agenda and may be acted on in a single motion. Items may be deleted from the Consent Agenda by request of any board member.

BOARD OF EDUCATION  
MILLARD PUBLIC SCHOOLS  
OMAHA, NEBRASKA

BOARD MEETING  
6:00 P.M.

STROH ADMINISTRATION CENTER  
5606 SOUTH 147TH STREET  
OCTOBER 3, 2011

ADMINISTRATIVE MEMORANDUM

A. Call to Order

**The Public Meeting Act is posted on the Wall and Available for Public Inspection**

B. Pledge of Allegiance

C. Roll Call

D. Public Comments on agenda items - This is the proper time for public questions and comments on agenda items only. Please make sure a request form is given to the Board President prior to the meeting.

- \*E.1. Motion by \_\_\_\_\_, seconded by \_\_\_\_\_, to approve the Board of Education Minutes – September 19, 2011. (See enclosure.)
- \*E.2. Motion by \_\_\_\_\_, seconded by \_\_\_\_\_, to approve the bills. (See enclosures.)
- \*E.3. Motion by \_\_\_\_\_, seconded by \_\_\_\_\_, to receive the Treasurer’s Report and Place on File. (See enclosure.)
- F.1. Employees of the Month
- F. 2. Superintendent’s Comments
- F.3. Board Comments/Announcements
- F.4. Report from Student Representatives
- G.1. Motion by \_\_\_\_\_, seconded by \_\_\_\_\_, to approve Policy 6001 – Curriculum, Instruction, and Assessment – Millard Education Program
- H.1. Motion by \_\_\_\_\_, seconded by \_\_\_\_\_, to appoint Keith Lutz as the official representative to ESU #3 (See enclosure.)
- H.2. Motion by \_\_\_\_\_, seconded by \_\_\_\_\_, to approve Rule 6001.1 – Curriculum, Instruction, and Assessment – Millard Education Program - (See enclosure.)
- \*H.3. Motion by \_\_\_\_\_, seconded by \_\_\_\_\_, to reaffirm Policy 8220 – Internal Board Policies – Opportunities for Development (See enclosure.)
- \*H.4. Motion by \_\_\_\_\_, seconded by \_\_\_\_\_, to reaffirm Policy 8230 – Internal Board Policies – Remuneration and Reimbursement (See enclosure.)
- \*H.5. Motion by \_\_\_\_\_, seconded by \_\_\_\_\_, to reaffirm Policy 8270 – Internal Board Policies – Remembrances and Congratulations (See enclosure.)
- \*H.6. Motion by \_\_\_\_\_, seconded by \_\_\_\_\_, to reaffirm Policy 8320 – Internal Board Policies – Formulation of Bylaws (See enclosure.)
- \*H.7. Motion by \_\_\_\_\_, seconded by \_\_\_\_\_, to reaffirm Policy 8342 – Internal Board Policies – Determining the Agenda (See enclosure.)



Administrative Memorandum  
October 3, 2011  
Page 2

H.8. Negotiations (Executive Session)

H.9. Litigation (Executive Session)

I. Reports:

1. Enrollment Report
2. Summer School Report
3. Finance Report

J. Future Agenda Items/Board Calendar

1. NASB Area Membership Meeting on Wednesday, October 12, 2011 at 5:30 p.m. at the LaVista Embassy Suites Conference Center
2. Board of Education Meeting on Monday, October 17, 2010, 2011 at 6:30 p.m. at the Don Stroh Administration Center, 5606 South 147<sup>th</sup> Street
3. Bond Presentation at 6:30 p.m. October 18, 2011 at Millard South High School
4. Bond Presentation at 6:30 p.m. October 20, 2011 at Millard North High School
5. Bond Presentation at 6:30 p.m. October 24, 2011 at Millard West High School
6. Board of Education Meeting on Monday, November 7, 2011 at 6:00 p.m. at the Don Stroh Administration Center, 5606 South 147<sup>th</sup> Street
7. Committee of the Whole Meeting on Monday, November 14, 2011 at 6:00 p.m. at the Don Stroh Administration Center, 5606 South 147<sup>th</sup> Street
8. NASB State Education Conference November 16-18, 2011 at the LaVista Embassy Suite Conference Center, 12520 Westport Parkway
9. Board of Education Meeting on Monday, November 21, 2010, 2011 at 6:00 p.m. at the Don Stroh Administration Center, 5606 South 147<sup>th</sup> Street
10. Board of Education Meeting on Monday, December 5, 2011 at 6:00 p.m. at the Don Stroh Administration Center, 5606 South 147<sup>th</sup> Street
11. Board of Education Meeting on Monday, December 19, 2011 at 6:00 p.m. at the Don Stroh Administration Center, 5606 South 147<sup>th</sup> Street

K. Public Comments - This is the proper time for public questions and comments on any topic. Please make sure a request form is given to the Board President before the meeting begins.

L. Adjournment All items indicated by an asterisk (\*) will comprise the Consent Agenda and may be acted on in a single motion. Items may be deleted from the Consent Agenda by request of any board member.

## MILLARD PUBLIC SCHOOLS SCHOOL DISTRICT NO. 17

A meeting was held of the Board of Education of the School District No. 17, in the County of Douglas in the State of Nebraska. The meeting was convened in open and public session at 6:00 p.m., Monday, September 19, 2011, at the Don Stroh Administration Center, 5606 South 147<sup>th</sup> Street.

Present: Dave Anderson, Mike Pate, Mike Kennedy, Linda Poole, and Patrick Ricketts

Absent: Todd Clarke

Notice of this meeting was given in advance thereof by publication in the Daily Record on Friday, September 16, 2011; a copy of the publication is being attached to these minutes. Notice of this meeting was given to all members of the Board of Education and a copy of their Acknowledgment of Receipt of Notice and the agenda are attached to these minutes. Availability of the agenda was communicated in advance notice and in the notice of the Board of Education of this meeting. All proceedings hereafter shown were taken while the convened meeting was open to the attendance of the public.

---

At 6:00 p.m. Dave Anderson called the meeting to order and announced the Public Meeting Act is posted on the wall and available for public inspection. Mr. Anderson asked everyone to say the Pledge of Allegiance

Roll call was taken and members present were: Dave Anderson, Linda Poole, Mike Pate, Mike Kennedy, and Patrick Ricketts. Absent was Todd Clarke.

Motion by Mike Kennedy, seconded by Linda Poole to excuse Todd Clarke from the meeting, upon roll call vote, all members voted aye. Motion carried.

A Millard resident spoke in regards to the Inter-Local Agreement and the implications of LB 463 and LB 800, and if the policies of the district are followed first, or is the GOALS (Superintendent's truancy plan) rules in charge first?

Motion by Mike Kennedy, seconded by Linda Poole, to approve the Board of Education Minutes from September 6, 2011, the Special Board of Education meeting minutes from September 12, 2011, to approve the bills, and receive the treasurer's report and place on file, upon roll call vote, all members voted aye. Motion carried.

Linda Poole summarized both of the Committee of the Whole meetings on September 12, 2011. The topics of discussion were the school day, calendar and early dismissal.

Superintendent's Comments:

- 1 Tomorrow there will be a meeting of the GOALS group, which constitutes the superintendents attendance plans, but allows the superintendent to sign the plan.
- 2 The Learning Community sub-council #4 will be meeting on Thursday, September 22, 2011 in Elkhorn.
- 3 The next Board of Education meeting will be on October 3, 2011

Dave Anderson acknowledged a Boy Scout troop attending the meeting.

Board Comments:

Linda Poole reported she will be attending the Millard South honors night.

Mrs. Poole said in mid-October she will be attending the Governor's technical advisory committee meeting. She said at this time she did not have an agenda, but if there were any questions about the state-wide assessments to please let her know and she will share the questions at the meeting, and as soon as the agenda becomes available she will provide the it to others.

Board of Education Minutes  
September 19, 2011  
Page 2

Mike Pate said he was unable to attend the Learning Community meeting, but does have a copy of the agenda, and he said he saw nothing on the agenda that would be a topic to go into executive session. He said he had a call into the CEO of the Learning Community as to why they did go into executive session for the purpose of redistricting. Mr. Pate said he believes, statutorily the topic doesn't meet any parameters, legal or otherwise, for a public board to go in to executive session to discuss the topic of redistricting LC boundaries. Mr. Pate said he feels the LC board violated the open meeting law, particularly on the subject of redistricting which is something that affects the whole Learning Community.

Mr. Pate also attended the Metropolitan Area Boards of Education meeting, and there were six districts represented. Mr. Pate put two items on the agenda with one being superintendent transition plans since there are a few superintendents retiring this year, and what districts are doing to formalize their process. Most engaged a search firm, which was not surprise, he added. Mr. Pate's second topic was what impact, if any, the Learning Community has had with regards to student achievement in each district. He indicated that none could come up with anything tangible the Learning Community has done to improve the student achievement gap, or narrow it. He said as the discussion moved forward he asked what their boards would think if legislation was introduced to repeal the law, and no one at the meeting objected. He hoped that if any member approved of the Learning Community they would have indicated they did. The members indicated they would ask the question of their respective boards and would bring back their findings to the next meeting in November..

Mike Kennedy agreed with Mr. Pate that when the Learning Community went into executive session they may have violated the open meeting law. Mr. Kennedy said it was the Learning Community job to redistrict, and to equalize the districts as normal population shifts dismissing the explanation given by a Learning Community member as to the reason for the Executive Session. Mr. Kennedy said in 2007 the Learning Community had to redistrict in accordance with the 2000 census, also in 2010 they needed to take up those areas that were not included in the 2000 census. He said once again it was the Learning Community's responsibility to make compact and contiguous equal proportion districts, and he didn't know why they would go into executive session for redistricting. He said he has not seen any maps, but to be fair the Learning Community should redirect MAPA, in open session, to make sure there is a minimum variance as humanly possible, and MAPA should be able to do this under a 1% variance.

Dave Anderson said he will be attending the NASB Western Region meeting from Wednesday to Sunday.

Ryan Hogan, student representative from Millard South High School and Yan Zhang, student representative from Millard West High School reported on academic and athletic activities.

Mike Kennedy provided the final reading of Policy 6235 – Curriculum, Instruction, and Assessment – Taught Curriculum – Make-Up Work. Motion by Mike Kennedy, seconded by Linda Poole, to approve Policy 6235 – Curriculum, Instruction, and Assessment – Taught Curriculum – Make-Up Work, upon roll call vote, all members voted aye. Motion carried.

Motion by Linda Poole, seconded by Mike Kennedy, to approve Rule 6235.1 – Curriculum, Instruction, and Assessment – Taught Curriculum – Make-Up Work, upon roll call vote, all members voted aye. Motion carried.

Motion by Linda Poole, seconded by Mike Pate, to approve the Inter-Local Agreement, upon roll call vote, all members voted aye. Motion carried.

Linda Poole provided the first reading of Policy 6001 – Curriculum, Instruction, and Assessment – Millard Education Program. This policy will be on the next board agenda for approval.

Motion by Mike Pate, seconded by Linda Poole, to reaffirm Policy 8225 – Internal Board Policies – Use of Public Funds, Policy 8260 – Internal Board Policies – Employee Recognition, and Policy 8330 – Internal Board Policies – Formulation of Administrative Regulations, upon roll call vote, all members voted aye. Motion carried.

Motion by Linda Poole, seconded by Patrick Ricketts, to approve Personnel Action: New Hire: Beverly J. Kahler, upon roll call vote, all members voted aye. Motion carried.

Board of Education Minutes  
September 19, 2011  
Page 3

Reports included an Exiting Senior Survey Report 2011, an Advanced Placement Report, and the Dual Enrollment Program.

Future Agenda Items/Board Calendar: A Committee of the Whole Meeting will be held on Monday, September 12, 2011 at 6:30 p.m. at the Don Stroh Administration Center, 5606 South 147<sup>th</sup> Street. A Board of Education Meeting will be held on Monday, September 19, 2010, 2011 at 6:30 p.m. at the Don Stroh Administration Center, 5606 South 147<sup>th</sup> Street. A Board of Education Meeting on Monday, October 3, 2011 at 6:30 p.m. at the Don Stroh Administration Center, 5606 South 147<sup>th</sup> Street. A Committee of the Whole Meeting will be held on Monday, October 10, 2011 at 6:30 p.m. at the Don Stroh Administration Center, 5606 South 147<sup>th</sup> Street. A Board of Education Meeting will be held on Monday, October 17, 2010, 2011 at 6:30 p.m. at the Don Stroh Administration Center, 5606 South 147<sup>th</sup> Street. A Board of Education Meeting will be held on Monday, November 7, 2011 at 6:00 p.m. at the Don Stroh Administration Center, 5606 South 147<sup>th</sup> Street. A Committee of the Whole Meeting will be held on Monday, November 14, 2011 at 6:00 p.m. at the Don Stroh Administration Center, 5606 South 147<sup>th</sup> Street. The NASB State Education Conference will be on November 16-18, 2011 at the LaVista Embassy Suite Conference Center, 12520 Westport Parkway. A Board of Education Meeting will be held on Monday, November 21, 2010, 2011 at 6:00 p.m. at the Don Stroh Administration Center, 5606 South 147<sup>th</sup> Street

Dave Anderson adjourned the meeting.



---

SECRETARY

**Millard Public Schools**  
October 3, 2011

**Millard Public Schools**

10

**Check Register****Prepared for the Board Meeting of October 3, 2011**

Check No	Vend No	Vendor Name	Amount
327140	131277	PATRICK J ACQUAZZINNO	50.00
327142	100301	BELLEVUE EAST HIGH SCHOOL	150.00
327144	135663	COLUMBUS HIGH SCHOOL	150.00
327145	026057	CONTROL MASTERS INC	136.66
327146	033901	DOUGLAS COUNTY TREASURER	0.00
327148	136846	MOC-FLOYD VALLEY COMMUNITY SCHOOL	150.00
327150	056820	HARRY A KOCH COMPANY	64,730.00
327152	133403	AMERICAN NATIONAL BANK	5,263.16
327153	099928	NATIONAL FORENSIC LEAGUE	230.00
327154	070810	OMAHA PUBLIC SCHOOLS	150.00
327155	071891	PAYFLEX SYSTEMS USA INC	4,720.00
327156	137440	PETTY CASH/AUTISM	200.00
327157	081630	SAMS CLUB DIRECT	129.38
327159	090677	UNITED WAY OF THE MIDLANDS	25.00
327161	135863	RUDOLPH A VLCEK III	56.25
327178	138831	CARL FISCHER LLC	45.00
327179	108436	COX COMMUNICATIONS INC	44,010.33
327180	138496	WRIGHT EXPRESS FINANCIAL SVCS CORP	26,024.16
327181	133397	HY-VEE INC	272.55
327182	049850	HY-VEE INC	267.28
327183	138837	ROUTE 46 MANAGEMENT ASSOCIATES CORP	836.46
327184	058755	LIDLAW TRANSIT INC	556,246.00
327185	131586	LYMM CONSTRUCTION CO.	42,277.00
327186	068315	NEBRASKA ACADEMY OF SCIENCES INC	110.00
327187	067027	NEBRASKA STATE BANDMASTERS ASSN	35.00
327188	138504	TODD L REESON	106.25
327189	081630	SAMS CLUB DIRECT	173.29
327190	137443	DHM SALT LAKE CITY HOTEL LESSEE LP	824.22
327191	132974	TEACHING STRATEGIES INC	3,131.22
327192	138834	WEST DES MOINES COMM SCHOOL DIST	425.00
327193	138833	IA LODGING WEST DES MOINES TRS LLC	918.40
327195	138695	ABLE ENGRAVERS INC	36,362.75
327197	130729	ACCOUNTEMPS	50.58
327198	010298	TEK INDUSTRIES INC	40.00
327199	099601	ADA BADMINTON & TENNIS	680.00
327200	133402	KAREN S ADAMS	45.45
327201	010808	AIR-SIDE COMPONENTS, INC.	290.00
327202	108351	AIRGAS NORTH CENTRAL INC	0.00
327204	133620	AKSARBEN PIPE & SEWER CLEANING LLC	1,076.25
327205	136365	ALEGENT HEALTH	4,916.66
327206	011051	ALL MAKES OFFICE EQUIPMENT	1,846.61
327207	011180	ALLIED CONSTRUCTION SERVICES	24,716.00
327208	107651	AMAZON.COM INC	968.80
327209	138750	AMERICAN 3B SCIENTIFIC LP	320.00
327210	130704	AMERICAN PLASTICS SUPPLY & FAB CO	722.50
327211	012450	AMERICAN RED CROSS HEARTLAND	320.58

Date: 9/28/2011

**Millard Public Schools**

11

**Check Register****Prepared for the Board Meeting of October 3, 2011**

Check No	Vend No	Vendor Name	Amount
327212	133174	ENCOREONE LLC	150.00
327213	138205	AMERICAN WOODCRAFTERS SUPPLY CO	200.85
327214	069689	AMSAN LLC	49,316.57
327215	012896	NANCY G ANDERSON	111.22
327216	138550	APPERSON PRINT RESOURCES INC	177.27
327217	012989	APPLE COMPUTER INC	2,503.00
327218	106436	AQUA-CHEM INC	2,433.78
327219	133770	DIANE ARAUJO	31.80
327220	102729	ARID RESOURCES INC	5,775.00
327221	130277	ART VIDEO WORLD	99.80
327222	134235	SARAH A ASCHENBRENNER	148.35
327224	108092	ARNOLD MOTOR SUPPLY LP	432.58
327225	135245	BAHR VERMEER HAECKER ARCHITECTS	5,294.00
327226	138348	BAILEIGH INDUSTRIAL INC	678.50
327228	017900	BARCO MUNICIPAL PRODUCTS, INC.	179.75
327229	017908	REX J BARKER	117.94
327230	099646	BARNES & NOBLE BOOKSTORE	1,291.31
327231	017877	CYNTHIA L BARR-MCNAIR	93.10
327232	107979	LORI A BARTELS	92.41
327233	138305	MEAGAN L BASYE	87.79
327234	099749	BAUDVILLE INC	261.31
327235	138054	BAXTER FORD INC	216.26
327236	130674	BEADLE MIDDLE SCHOOL	725.00
327237	107540	BRIAN F BEGLEY	57.17
327238	134884	JULIE K BERGSTROM	29.19
327239	133480	BERINGER CIACCIO DENNELL MABREY	36,961.31
327240	134945	NOLAN J BEYER	231.53
327241	130683	BEYOND PLAY	135.47
327242	138712	RYANDEAN M BIRGE	31.86
327243	019111	BISHOP BUSINESS EQUIPMENT	480.52
327244	099220	DICK BLICK CO	1,939.03
327245	138841	MATTHEW J BLOMENKAMP	166.31
327246	134478	TIFFANY M BOCK SMITH	72.15
327247	130899	KIMBERLY M BOLAN	147.08
327248	019559	BOUND TO STAY BOUND BOOKS INC	7,856.94
327250	130576	PAMELA A BRENNAN	216.20
327251	019861	BRIGGS, INC.	2.47
327252	138640	ALLISON M BROWN	11.10
327253	099431	BUSINESS MEDIA INC	10,158.00
327254	020800	JANET S BUTLER	51.04
327255	134237	SCOTT G BUTLER	16.87
327256	137274	EILEEN CABRERA	26.92
327257	023831	CALLOWAY HOUSE INC	27.94
327258	134350	CAMBIUM LEARNING	880.00
327259	136308	INTER STATE STUDIO & PUBLISHING CO	399.60
327260	106806	ELIZABETH J CAREY	69.57

Date: 9/28/2011

**Millard Public Schools**

12

**Check Register****Prepared for the Board Meeting of October 3, 2011**

Check No	Vend No	Vendor Name	Amount
327262	023970	CAROLINA BIOLOGICAL SUPPLY CO	551.51
327263	131158	CURTIS R CASE	31.64
327264	133970	CCS PRESENTATION SYSTEMS	2,774.09
327265	133589	CDW GOVERNMENT, INC.	1,929.77
327266	051572	CENGAGE LEARNING	8,688.23
327267	138613	CENTRAL SALES INC	2,273.04
327268	135648	SUSAN M CHADWICK	49.84
327269	132271	ERIK P CHAUSSEE	129.63
327270	138698	GRANT T CHRISTIANSEN	54.39
327271	138843	JILL R CLASSEN	38.46
327272	099222	SCHOOL SPECIALTY INC	1,688.27
327273	025235	DALE CLAUSEN	199.80
327274	136334	RUTH A CLEMENS	26.86
327275	131135	PATRICIA A CLIFTON	76.48
327276	137013	NANCY S COLE	99.90
327277	138630	CARRIER ENTERPRISE LLC	8.34
327278	022701	SHARON R COMISAR-LANGDON	130.88
327279	138546	CFI TIRE SERVICE INC	344.25
327280	106902	COMMUNICATION SERVICES INC.	94.25
327281	136791	COMPUTYPE INC	842.40
327282	135082	OCCUPATIONAL HEALTH CTRS OF NE PC	720.00
327284	026057	CONTROL MASTERS INC	8,169.11
327285	136922	JENIFER P COOK	15.36
327286	138835	BETH A COUGHLIN	7.50
327287	024157	COUNCIL FOR EXCEPTIONAL CHILDREN	960.33
327289	138658	RICHARD NORTON	283.80
327290	109021	PATRICIA A CRUM	208.13
327291	103016	CULINARY INSTITUTE OF AMERICA	72.45
327292	027300	CUMMINS CENTRAL POWER LLC	1,650.48
327293	027345	CURRICULUM ASSOCIATES INC	635.55
327294	130900	CHERYL L CUSTARD	131.54
327295	130731	D & D COMMUNICATIONS	6,618.60
327296	132671	JEAN T DAIGLE	225.05
327297	131003	DAILY RECORD	170.40
327298	138306	STACY DARNOLD	88.80
327299	032246	PAMELA M DAVIS	40.52
327300	032497	CHERYL R DECKER	51.06
327301	107469	DEFFENBAUGH INDUSTRIES	14,476.00
327302	032800	DEMCO INC	587.43
327303	032872	DENNIS SUPPLY COMPANY	5,462.42
327304	136316	EVA DENTON	33.47
327305	138665	DEPCO LLC	13,465.00
327306	137331	BASTIAN DERICHS	30.25
327307	109850	DEX MEDIA EAST LLC	232.95
327308	130685	VOGEL WEST INC	495.60
327309	132750	JOHN D DICKEY	26.53

Date: 9/28/2011



**Millard Public Schools**

13

**Check Register****Prepared for the Board Meeting of October 3, 2011**

Check No	Vend No	Vendor Name	Amount
327310	137713	DIESEL POWER EQUIPMENT CO INC	203.40
327311	033473	DIETZE MUSIC HOUSE INC	1,367.11
327312	132669	DIGITAL DOT SYSTEMS INC	504.95
327314	135973	MATTHEW L DOMINY	1,831.40
327315	135373	LINDA K DONOHUE	66.60
327316	130648	DOSTALS CONSTRUCTION CO INC	7,373.20
327320	130908	DOUGLAS COUNTY SCHOOL DIST.28-0001	418,252.40
327321	135689	SUSAN M DULANY	114.78
327322	137117	JEANNE J DYMOND	11.99
327323	107033	DYNAVOX SYSTEMS LLC	25.00
327324	131740	EAGLE SOFTWARE INC,	3,515.60
327325	138426	KELLY EALY	78.95
327326	052370	ECHO ELECTRIC SUPPLY CO	589.19
327327	138816	ED'S WIRE ROPE & RIGGING PTP	30.85
327328	036830	EDITORIAL PROJECTS IN EDUCATION INC	29.00
327329	037525	EDUCATIONAL SERVICE UNIT #3	25,329.78
327330	133823	REBECCA S EHRHORN	270.14
327331	108082	ELECTRONIC CONTRACTING COMPANY	150.00
327332	038140	ELECTRONIC SOUND INC.	2,551.26
327333	138810	JAMES J LEONARD	2,039.85
327334	132066	ENGINEERED CONTROLS INC	973.50
327335	138390	SCHOOL SPECIALTY INC	83.05
327336	109066	TED H ESSER	106.72
327337	135656	NEBRASKA ESU COOP PURCHASING	12,164.35
327338	106735	JOHN T FABRY	225.05
327339	133896	FASTENAL COMPANY	63.93
327340	131927	RLB ENTERPRISE LLC	5.88
327341	137477	FAT BRAIN TOYS LLC	283.77
327342	056724	FEDEX OFFICE AND PRINT SERVICES INC	121.24
327343	131826	ALICIA C FEIST	133.09
327344	040470	MARK W FELDHAUSEN	241.14
327345	040537	FERGUSON ENTERPRISES INC	1,048.98
327346	137016	ANGELA L FERGUSON	112.19
327347	133919	FILTER SHOP INC	1,844.54
327348	132001	BETH L FINK	223.00
327349	133960	FIREGUARD INC	234.00
327350	040902	FIRST NATIONAL BANK TRUST DEPT	500.00
327351	109855	SHANNON M FISCHER	84.30
327352	040919	FISHER SCIENTIFIC	221.19
327353	041086	FLINN SCIENTIFIC INC	841.97
327354	041100	FOLLETT LIBRARY RESOURCES	227.36
327355	041146	KENNETH J FOSSEN	396.87
327356	041463	FREE SPIRIT PUBLISHING INC	142.89
327357	041530	DELTA EDUCATION LLC	457.10
327358	041543	AMY J FRIEDMAN	316.00
327359	134168	ERIC W FULLER	50.62

Date: 9/28/2011

**Millard Public Schools**

14

**Check Register****Prepared for the Board Meeting of October 3, 2011**

Check No	Vend No	Vendor Name	Amount
327361	131565	GARTNER & ASSOCIATES CO, INC.	860.78
327362	106894	TAMMY GEBHART	47.56
327363	108300	MICHELE L GEHRINGER	16.54
327364	044470	GEYER INSTRUCTIONAL AIDS CO.	162.15
327366	106660	GLASSMASTERS INC	11,193.33
327367	044886	GOODWILL INDUSTRIES INC	1,280.00
327368	044891	GOPHER	2,095.56
327369	044896	KAREN A GORDON	32.02
327370	136192	DIANE K GOSE	15.10
327371	043609	GP DIRECT	956.35
327372	044950	GRAINGER INDUSTRIAL SUPPLY	2,624.55
327373	044965	KATHERINE A GRAY	61.88
327374	138845	KRISTIN R GREENWALD	62.16
327375	130083	HARRY S GRIMMINGER	37.74
327376	135016	CANDRA R GUENTHER	54.72
327377	059223	HAL LEONARD CORPORATION	175.00
327378	134436	MICHELLE R HALL	51.06
327379	047800	SCHOOL SPECIALTY	83.09
327380	138797	HANOVER RESEARCH COUNCIL LLC	34,500.00
327381	138483	VIRGINIA J HANSEN	51.59
327384	047853	HAPPY CAB COMPANY INC	19,525.50
327385	133748	KATHLEEN A HARDENBERGH	133.88
327386	F03042	HARRIS COMPUTER CORP	368.31
327387	056820	HARRY A KOCH COMPANY	73,197.33
327388	136458	JEAN M HASTINGS	21.31
327390	138212	HAUSMAN ENTERPRISES INC	700.00
327391	138844	SANDRA HAVENS	141.53
327392	132489	CHARLES E HAYES III	50.73
327393	048475	HEARTLAND FOUNDATION	3,600.00
327394	100782	HEARTLAND SCENIC STUDIO INC	239.58
327395	108273	MARGARET HEBENSTREIT PT	128.77
327396	048517	GREENWOOD PUBLISHING GROUP INC	935.00
327397	134288	HEMPEL SHEET METAL	1,250.00
327398	108478	DAVID C HEMPHILL	40.52
327399	132423	HEWLETT PACKARD CO	11,170.22
327400	138687	HIGHSMITH LLC	324.40
327401	134441	ELAINE HILL	22.52
327402	108432	HILLER ELECTRIC COMPANY	11,666.00
327403	048845	CAMILLE H HINZ	48.95
327404	132721	HODGES BADGE COMPANY	161.75
327405	131694	HOLLING HEIGHTS ELEMENTARY	185.50
327407	049330	RICK W HOOK	516.45
327408	132592	WILLIAM SPRAGUE, JR.	134.91
327409	137943	STACY M HORSHAM	129.40
327410	095520	LINDA D HORTON	132.93
327411	049600	HOUCHEM BINDERY LTD	76.75

Date: 9/28/2011

**Millard Public Schools**

15

**Check Register****Prepared for the Board Meeting of October 3, 2011**

Check No	Vend No	Vendor Name	Amount
327412	049650	HOUGHTON MIFFLIN HARCOURT PUB CO	3,286.15
327413	101533	DIANE F HOWARD	14.54
327414	101032	HUSKER MIDWEST PRINTING	66.42
327415	134807	MONICA A HUTFLES	41.50
327416	133397	HY-VEE INC	1,867.97
327417	132878	HY-VEE INC	894.12
327419	049850	HY-VEE INC	163.75
327420	049844	HYDRONIC ENERGY INC	3,325.30
327421	067004	RAND WORLDWIDE SUBSIDIARY INC	895.00
327422	137862	INSIGHT PUBLIC SECTOR INC	498.06
327423	101991	J A SEXAUER	2,157.30
327424	100928	J W PEPPER & SON INC.	1,524.91
327425	138616	JACKSON-JACKSON & ASSOCIATES INC	1,569.50
327426	131157	CHRISTINE A JANOVEC-POEHLMAN	95.29
327427	054240	HANNELORE W JASA	137.85
327428	136953	JSDO I LLC	364.63
327429	135735	GEORGE W JELKIN	69.74
327430	133059	DEBBIE A JENKINS	139.75
327431	133037	JENSEN TIRE COMPANY	2,720.63
327432	130994	JOHNSON CONTROLS INC	2,269.79
327433	059573	NANCY A JOHNSTON	63.21
327434	026300	JP COOKE COMPANY	1,097.93
327435	138759	VIALANGUAGE INC	309.52
327437	132265	CATHERINE A KEISER	106.12
327438	132272	SUSAN L KELLEY	31.64
327439	056276	KELVIN ELECTRONICS	2,101.82
327440	134801	JULIE B KEMP	48.84
327441	132676	DENNIS F KIMBERLIN	333.20
327442	056770	BETTY H KLESITZ	91.58
327443	133944	SUSAN R KLOPP	27.97
327444	138308	GERALD S KNAPP	50.00
327445	138807	KNOWLEDGELAKE INC	7,283.40
327446	138846	ELIZABETH A KOCIS	29.86
327447	106582	KOHL'S PHARMACY & HOMECARE INC	453.50
327448	138273	KENT KRAUSE	43.35
327450	137612	ARNIE KULA	594.00
327451	109033	AMANDA J KUNES	404.93
327452	137694	MCKAYLA LABORDE	95.16
327453	137010	CHRISTINA A LAGRONE	49.67
327454	058755	LAIDLAW TRANSIT INC	95,013.93
327455	099217	LAKESHORE LEARNING MATERIALS	485.37
327456	058775	LAMP RYNEARSON ASSOCIATES INC	1,845.00
327457	135257	LANGUAGE LINE SERVICES	174.46
327458	058800	LANOHA NURSERIES, INC.	3,600.00
327459	121124	LORENE M LARSEN	45.29
327460	136518	JANET L LARSON	79.25

Date: 9/28/2011

**Millard Public Schools**

16

**Check Register****Prepared for the Board Meeting of October 3, 2011**

Check No	Vend No	Vendor Name	Amount
327461	102491	LARUE DISTRIBUTING INC	1,073.64
327462	136951	LASEREQUIPMENT INC	385.50
327463	131828	MONICA R LAWSON	31.80
327464	134162	NATIONAL STAFF DEVELOPMENT COUNCIL	238.00
327465	059150	LEARNING SERVICES	119.90
327466	102496	LEARNING ZONE EXPRESS	89.90
327467	137296	LIBERTY HARDWOODS INC	867.65
327468	059380	LIBRARY VIDEO COMPANY	267.23
327470	059470	LIEN TERMITE & PEST CONTROL INC	2,321.00
327471	136219	LIFELOC TECHNOLOGIES INC	555.45
327472	099395	LINCOLN PUBLIC SCHOOLS	2,272.80
327473	059577	LINGUISYSTEMS, INC.	927.75
327474	059560	MATHESON TRI-GAS INC	3,194.55
327475	135139	LOGAN CONTRACTORS SUPPLY	28.25
327476	136315	COURTNEY LOHRENZ	27.36
327477	059866	STACY L LONGACRE	54.17
327478	060100	JOE MCDERMOTT & ASSOCIATES INC	349.50
327479	060111	LOVELESS MACHINE & GRINDING	681.40
327480	131397	LOWE'S HOME CENTERS INC	2,805.72
327481	136319	ZACHARY B LOWE	95.46
327482	057770	LRP PUBLICATIONS INC	616.00
327483	060125	LUCKS MUSIC LIBRARY INC	89.91
327484	134568	NATASHA E LUDWIG	17.65
327485	137690	LOUISA A LUKE	104.04
327486	107602	LUMBERMEN'S BRICK & SUPPLY INC	153.52
327488	099321	MACKIN BOOK CO	3,165.06
327489	137007	KAREN M MARBLE	79.37
327490	101167	MARKERBOARD PEOPLE	118.80
327491	133505	SUSAN N MARLATT	1,058.36
327492	133201	DAWN M MARTEN	27.20
327493	099328	MATHEMATICAL OLYMPIADS	99.00
327494	108052	MAX I WALKER	977.15
327495	100944	AMERICAN BUSINESS NETWORK	173.95
327496	063349	MCGRAW-HILL COMPANIES	2,616.44
327497	137014	RYE L MCINTOSH	111.22
327498	137947	MECHANICAL SALES PARTS INC	7,021.71
327499	102560	MEDCO SUPPLY COMPANY	1,472.86
327500	101274	MEDICAL TECHNOLOGIES INC	423.62
327501	121126	PATRICIA A MEEKER	38.63
327502	137820	KURT A MEHLIN	14.40
327503	133998	SUZANNE R MELLIGER	25.00
327504	064413	MENARDS INC	167.59
327505	135331	MENTORING MINDS LP	41.85
327506	017611	ANGELA R MERCIER	53.28
327508	133403	AMERICAN NATIONAL BANK	11,047.73
327509	102466	MID-WEST 3D SOLUTIONS LLC	98.64

Date: 9/28/2011

**Millard Public Schools**

17

**Check Register****Prepared for the Board Meeting of October 3, 2011**

Check No	Vend No	Vendor Name	Amount
327510	102870	MIDLAND COMPUTER INC	1,202.92
327511	101068	MIDWEST BOX COMPANY	147.00
327512	064950	MIDWEST METAL WORKS INC	390.00
327513	131899	MIDWEST STORAGE SOLUTIONS	480.93
327514	065200	MIDWEST SHOP SUPPLIES INC	59.16
327515	065233	MIDWEST TURF & IRRIGATION INC	52,018.82
327516	065400	MILLARD LUMBER INC	1,349.28
327517	135388	ANNE C MILLER	21.47
327518	132412	SANDRA R MILLER	39.24
327519	099352	MINNESOTA CLAY CO	907.62
327520	066010	MONEY HANDLING MACHINES, INC.	208.35
327521	066083	KAREN F MONTGOMERY	36.02
327522	138838	SARAH L MORRISON	33.67
327523	132491	DONITA L MOSEMAN	7.77
327524	063150	MSC INDUSTRIAL SUPPLY CO	527.12
327525	137052	DEVONYE J MULLINS	79.86
327526	066490	JANIS R MULLINS	17.76
327527	066580	MUSIC IN MOTION INC	22.90
327528	100883	MUSIC THEATRE INTERNATIONAL	665.00
327529	131395	DARREN D MYERS	39.96
327530	066671	NCTM	96.79
327531	101560	NATIONAL COUNCIL FOR SOCIAL STUDIES	79.00
327532	107416	NATIONAL GEOGRAPHIC SOCIETY	90.00
327533	138316	NATL RESTAURANT ASSN SOLUTIONS LLC	967.89
327534	134321	STATE OF NEBRASKA	3,348.00
327535	068334	NEBRASKA AIR FILTER INC	2,184.63
327536	068343	NEBRASKA ASSN OF SCHOOL BOARDS	275.00
327537	068340	NEBRASKA ASSOCIATION FOR THE GIFTED	150.00
327538	068415	NEBRASKA COUNCIL OF SCHOOL	320.00
327539	068445	NEBRASKA FURNITURE MART INC	159.99
327540	068463	NEBRASKA MUSIC EDUCATORS ASSN	75.00
327541	134231	NEBRASKA SAFETY CENTER	450.00
327542	138801	NEBRASKA SAFETY COUNCIL INC	380.00
327543	068684	NEBRASKA SCIENTIFIC	850.00
327544	138778	NEBRASKA WELDING LTD	3,176.00
327546	069561	LYNNE NEWVILLE	45.51
327547	109843	NEXTEL PARTNERS INC	5,864.18
327548	069576	NIENHUIS MONTESSORI USA INC	1,092.00
327549	136715	CARISSA N NIETFELDT	19.98
327550	069930	NOVA HEALTH EQUIPMENT COMPANY	1,586.70
327551	133368	KELLY R O'TOOLE	65.49
327552	137648	KAREN I ODEGARD	209.88
327553	131582	ODEYS INC	1,971.98
327554	137402	ODYSSEYWARE INC	13,295.00
327555	050042	ANNE M OETH	114.89
327560	100013	OFFICE DEPOT 84133510	17,798.41

Date: 9/28/2011

**Millard Public Schools**

18

**Check Register****Prepared for the Board Meeting of October 3, 2011**

Check No	Vend No	Vendor Name	Amount
327561	107192	OH-K FAST PRINT	972.00
327562	070245	OHARCO DISTRIBUTORS	148.16
327563	136898	OLSSON ASSOCIATES INC	1,071.90
327564	132460	OMAHA BOX CO	264.57
327565	099932	OMAHA RUBBER STAMP	82.60
327566	071053	OMAHA WORLD HERALD (EDUC)	85.80
327567	137824	OMBUDSMAN EDUCATIONAL SVCS LTD	108,150.00
327568	133850	ONE SOURCE	929.00
327570	130092	MARY M OSTERLOH	69.60
327571	138662	KELLY D OSTRAND	38.46
327572	107193	OTIS ELEVATOR COMPANY	2,724.55
327574	071240	OXFORD UNIVERSITY PRESS INC	39.10
327575	132443	OZANAM/BIST	106.95
327576	134428	ELIZABETH A PACHTA	127.37
327577	071515	PAINTIN PLACE CERAMICS INC	1,200.47
327578	071545	PAPER CORPORATION	21,789.60
327579	102485	CURRENT USA INC	194.81
327586	138288	PAPIO TRANSPORT SCHOOL SERVICE INC	47,500.00
327587	134636	JANIE L PAPP	39.83
327588	137015	GEORGE PARKER	47.18
327589	132006	ANDREA L PARSONS	121.55
327590	108098	ANGELO D PASSARELLI	99.90
327591	135569	CYNTHIA L PAVONE	79.59
327592	071850	PAXTON PATTERSON LLC	3,200.00
327593	071891	PAYFLEX SYSTEMS USA INC	4,765.00
327594	071353	WARFIELD PCI LIMITED	244.90
327595	102699	PEARSON EDUCATION	1,998.14
327596	082652	PEARSON EDUCATION	3,378.78
327597	107783	HEIDI T PENKE	47.73
327598	133775	SONJA PETERS	100.00
327599	137009	ANGELA J PETERSON	40.40
327600	134365	VICKY L PETERSON	173.16
327601	072382	SHEILA M PHELPS	17.12
327602	133390	HEATHER C PHIPPS	29.82
327603	130721	MARY J PILLE	143.19
327604	073040	PITNEY BOWES PRESORT SERVICES INC	20,000.00
327605	072760	PITSCO INC	226.24
327606	072785	PLANK ROAD PUBLISHING INC	107.25
327607	136003	MELISSA J POLONCIC	1,046.05
327608	079051	POSITIVE PROMOTIONS INC	497.25
327609	073210	PRAIRIE CONSTRUCTION COMPANY	32,221.20
327610	134598	PRIME COMMUNICATIONS INC	8,224.13
327611	133745	PRIMEX WIRELESS INC	392.00
327612	073427	PRO-ED INC	220.00
327613	138487	PRODUCTIVITY INC	3,300.00
327614	073610	PROGRESS PUBLICATIONS	765.76

Date: 9/28/2011

**Millard Public Schools**

19

**Check Register****Prepared for the Board Meeting of October 3, 2011**

Check No	Vend No	Vendor Name	Amount
327615	134817	METROPOLITAN CHILD ADVOCACY	50.00
327617	132713	PROTEX CENTRAL INC	13,262.75
327618	133921	QUALITY AUTO REPAIR & TOWING INC	61.00
327619	137779	JARDINE QUALITY IRRIGATION INC	2,481.69
327621	077750	QUILL CORP	53.07
327622	099219	RADIOSHACK CORP	7.99
327623	135838	RONDA S RANKIN	80.00
327624	078420	RAWSON & SONS ROOFING, INC.	14,143.00
327625	109810	BETHANY B RAY	133.20
327626	138357	DANIELLE R RAYMAN	117.66
327627	100642	REALLY GOOD STUFF INC	510.97
327628	135690	DEIDRE REEH	10.43
327629	134858	JENNIFER L REID	54.21
327631	109192	KIMBERLI R RICE	87.52
327632	106416	RIFE CONSTRUCTION INC	82,257.30
327633	136847	RIVERSIDE TECHNOLOGIES INC	1,705.00
327634	131376	ROBERT BROOKE & ASSOCIATES, INC.	1,006.00
327635	138312	PAIGE E ROBERTS	45.73
327636	135301	KATHY ROCCO	80.00
327637	134882	LINDA A ROHMILLER	20.76
327638	138847	ASHLEY L ROMSHEK	58.28
327639	134081	EILEEN A RONCI	179.27
327640	079440	ROSENBAUM ELECTRIC INC	6,954.75
327641	072286	JEAN M RUCHTI	208.13
327642	131615	RUSSELL MIDDLE SCHOOL	1,163.00
327643	130477	KATHRYN I RYAN	19.98
327644	136595	THOMAS J RZEMYK	157.62
327645	081491	SAGE PUBLICATIONS, INC.	85.64
327646	081495	LEONARD E SAGENBRECHT	13.10
327647	081604	JEFFREY A SALBERG	98.24
327648	081725	KIMBERLEY K SAUM-MILLS	50.39
327649	109806	BRENT J SCHADE	58.83
327650	081880	SCHEMMER ASSOCATES INC	47,016.80
327651	138274	RONALD P SCHINSTOCK	12.51
327652	106432	KELLI J SCHINSTOCK	69.93
327653	137012	SHELLEY L SCHMITZ	21.92
327654	082100	SCHOLASTIC INC	591.42
327655	082140	SCHOLASTIC MAGAZINES	48.69
327656	082200	SCHOOL HEALTH CORPORATION	631.44
327658	082350	SCHOOL SPECIALTY INC	1,872.28
327660	138410	EDLINE LLC	1,550.00
327661	099808	SCHOOL-TECH INC	564.80
327662	082905	KIMBERLY A SECORA	35.80
327663	098765	SECURITY BENEFIT LIFE INS CO	390,354.38
327664	098765	SECURITY BENEFIT LIFE INS CO	3,038.88
327665	082910	SECURITY EQUIPMENT INC	3,748.21

Date: 9/28/2011

**Millard Public Schools**

20

**Check Register****Prepared for the Board Meeting of October 3, 2011**

Check No	Vend No	Vendor Name	Amount
327666	108161	STAN J SEGAL	173.72
327667	082941	KELLY M SELTING	105.45
327668	138544	KEGLER BOWLING LLC	130.00
327669	134189	JODY L SEMPEK	51.62
327670	133498	SHARED MOBILITY COACH INC	1,968.75
327671	109800	AMY L SHATTUCK	179.27
327672	137697	LARIA K SHEA	214.67
327673	130645	SHERWIN-WILLIAMS	7.78
327674	083188	SHIFFLER EQUIPMENT SALES, INC.	1,742.56
327675	102558	SHURLEY INSTRUCTIONAL MATERIALS	243.00
327676	131887	SIEMENS INDUSTRY INC.	2,912.80
327677	138176	SIGNAL 88 SECURITY GROUP LLC	636.00
327678	083400	SIMPLEXGRINNELL	686.00
327679	083452	SIMPSON SUPPLY	671.75
327680	133949	SKAR ADVERTISING	3,212.50
327681	132108	SKATELAND 132ND INC	52.00
327682	084900	SMARTERVILLE EDUCATIONAL LLC	74.95
327683	099592	SMILE MAKERS INC.	38.98
327684	138275	LORI L SMITH	26.64
327685	107093	CHARLENE S SNYDER	33.78
327687	084081	SOUTH OMAHA TERMINAL WAREHOUSE CO	1,478.00
327688	131714	JOHN D SOUTHWORTH	58.28
327689	134731	HEATHER N SPESSARD	44.89
327690	109836	AMY ST AMOUR	143.47
327691	137481	STAPLES CONTRACT & COMMERCIAL INC	308.03
327692	134116	STATE STEEL OF OMAHA	512.67
327693	136440	JULIE A STEDNITZ	27.97
327694	131099	STENHOUSE PUBLISHERS	30.00
327695	138276	SUSAN STODDARD	33.30
327696	136735	SARAH STURGEON	25.42
327697	138848	ERIN SULLIVAN	29.97
327698	084930	SUPER DUPER INC	343.36
327699	102869	SUPER SAVER #20	169.44
327700	137011	CARRIE A SWANEY	161.51
327701	132417	JAMES D SWITZER	47.18
327702	099302	SYSCO LINCOLN INC	1,603.13
327703	088654	TARGET	511.76
327704	103050	DRAPHIX, LLC	134.68
327705	131910	TEACHER INSTITUTE	109.00
327706	109041	AMERICAN EAGLE COMPANY INC	1,605.74
327707	132962	CHILDCRAFT EDUCATION CORPORATION	92.82
327708	133969	TENNANT SALES & SERVICE COMPANY	2,092.05
327710	135066	TERENCE J THIELEN	15.54
327711	136381	ANNETTE J THOMAS	16.65
327712	107959	NANCY C THORNBLAD	58.22
327713	132140	TILT GOLF	120.00

Date: 9/28/2011



**Millard Public Schools**

21

**Check Register****Prepared for the Board Meeting of October 3, 2011**

Check No	Vend No	Vendor Name	Amount
327714	099272	TIME FOR KIDS	1,094.50
327715	099272	TIME FOR KIDS	641.00
327716	138304	TIME MANAGEMENT SYSTEMS	16,375.00
327717	136578	PEGGI S TOMLINSON	14.85
327718	106807	JEAN M TOOHER	38.02
327719	089572	TOOL SHED INC	662.65
327720	131446	TOSHIBA AMERICA INFO SYS INC	2,577.88
327721	131446	TOSHIBA AMERICA INFO SYS INC	15,248.00
327722	132138	TOYOTA FINANCIAL SERVICES	499.88
327723	108055	TRADE WELL PALLET INC	5,000.00
327724	138812	THE TRAINING CONSORTIUM LLC	5,395.00
327725	106364	AMERICAN STANDARD INC	1,735.00
327726	089765	TRI-V TOOL & MFG. CO.	1,800.00
327727	135247	MARIELA J TRIBULATO	20.00
327728	107719	KIMBERLY P TRISLER	32.47
327730	106493	TRITZ PLUMBING, INC.	17,771.67
327731	132593	LORI A TRITZ	37.96
327732	136110	DONNA R TROMBLA	78.48
327733	132268	LYNNE A TRUMAN	34.97
327734	138047	AUTO PROS OF MILLARD INC	680.74
327735	138663	ELISE M TURILLE	8.88
327736	135505	TY'S OUTDOOR POWER & SERVICE INC	167.92
327737	131819	JEAN R UBBELOHDE	147.08
327738	090678	UNISOURCE WORLDWIDE INC	1,230.00
327739	090242	UNITED PARCEL SERVICE	468.32
327740	068840	UNIVERSITY OF NEBRASKA AT OMAHA	500.00
327741	100923	UNL EXTENSION IN DOUGLAS/SARPY CO	895.00
327742	138736	HIGHSMITH LLC	37.40
327743	090632	US TOY CO/CONSTRUCTIVE PLAYTHINGS	44.94
327744	138661	USA-CLEAN INC	1,686.50
327745	138813	USF HOLLAND INC	1,119.55
327746	137707	UTILITY TRENCHING INC	3,309.00
327747	138046	AUTO LUBE INC	318.03
327748	092280	VERNIER SOFTWARE & TECHNOLOGY LLC	2,624.00
327749	136318	JENNIFER L VEST	206.06
327750	092323	VIRCO INC	4,290.97
327751	102529	VOCATIONAL BIOGRAPHIES INC	296.25
327752	138311	DAWN R WAGNER	17.21
327753	093008	BARBARA N WALLER	113.59
327754	131112	LINDA WALTERS	20.70
327755	093650	WARD'S NATURAL SCIENCE EST LLC	4,029.36
327756	093765	WATER ENGINEERING, INC.	1,810.00
327757	132263	JILL E WEDDINGTON	59.01
327758	093978	BECKY S WEGNER	105.01
327760	131142	CHERA A WENZL	9.44
327761	094174	WEST MUSIC COMPANY	654.73

Date: 9/28/2011

# Millard Public Schools

## Check Register

Prepared for the Board Meeting of October 3, 2011

Check No	Vend No	Vendor Name	Amount
327762	107563	CAROL M WEST	134.97
327764	105619	WESTERN TRAILER LEASING INC	2,475.00
327765	094245	WESTLAKE ACE HARDWARE INC	19.99
327766	134658	CRAIG T WHALEY	99.60
327767	094751	DEBBY A WHITAKER	178.49
327768	137878	WHITE WOLF WEB PRINTERS INC	480.00
327769	137892	SARA M WIESE-JOHNSON	37.63
327770	136162	CHRISTINA L WILCOXEN	90.47
327771	136323	STACIE A WITHERSPOON	40.24
327772	109073	CRAIG J WOLF	36.85
327773	095355	WOODWORKERS SUPPLY, INC.	1,997.61
327774	095491	GLEN E WRAGGE	370.07
327776	100578	WT COX SUBSCRIPTIONS INC	15,192.46
327777	109852	WURTH BAER SUPPLY CO	2,190.29
327778	095674	XEROX CORPORATION (LEASES)	10,834.97
327779	138356	JEFFREY YOST	36.69
327780	096200	YOUNG & WHITE	25,459.41
327781	136855	PAUL R ZOHLEN	43.90
327782	135647	LACHELLE ZUHLKE	35.02
327783	033901	DOUGLAS COUNTY TREASURER	154.00
<b>Total for GENERAL FUND</b>			<b>3,008,402.65</b>
23236	132423	HEWLETT PACKARD CO	798.01
23237	109843	NEXTEL PARTNERS INC	214.90
23238	100013	OFFICE DEPOT 84133510	121.84
<b>Total for FOOD SERVICE</b>			<b>1,134.75</b>
327223	010053	ATD AMERICAN CO	835.00
327227	017670	BALCON	2,750.00
327264	133970	CCS PRESENTATION SYSTEMS	639.14
327280	106902	COMMUNICATION SERVICES INC.	573.80
327283	135287	CONSTRUCT INC	114,837.70
327399	132423	HEWLETT PACKARD CO	1,747.62
327650	081880	SCHEMMER ASSOCIATES INC	12,200.00
327658	082350	SCHOOL SPECIALTY INC	37.52
327676	131887	SIEMENS INDUSTRY INC.	1,505.00
327709	108099	THIELE GEOTECH INC	725.80
<b>Total for SPECIAL BUILDING</b>			<b>135,851.58</b>
327147	107948	DARREL DRAPER	75.00
327160	107354	STEPHEN W. VENTEICHER	87.50
327161	135863	RUDOLPH A VLCEK III	131.25
327177	138539	TERENCE G CABRAL	100.00
327188	138504	TODD L REESON	106.25
327191	132974	TEACHING STRATEGIES INC	3,131.23
327194	135974	WILDLIFE LEARNING ENCOUNTERS	650.00
327196	010278	ACADEMIC HALLMARKS INC	78.00
327208	107651	AMAZON.COM INC	1,695.35

# Millard Public Schools

## Check Register

Prepared for the Board Meeting of October 3, 2011

Check No	Vend No	Vendor Name	Amount
327214	069689	AMSAN LLC	77.92
327230	099646	BARNES & NOBLE BOOKSTORE	1,378.65
327241	130683	BEYOND PLAY	446.14
327249	134129	FWD MEDIA INC	1,575.00
327293	027345	CURRICULUM ASSOCIATES INC	1,043.46
327313	099552	DISCOUNT SCHOOL SUPPLY	26.90
327360	132586	DIANNE L FULTON	20.00
327368	044891	GOPHER	643.80
327389	102784	HATCH INC	280.54
327412	049650	HOUGHTON MIFFLIN HARCOURT PUB CO	8,294.17
327418	049851	HY-VEE INC	13.56
327454	058755	LIDLAW TRANSIT INC	166.81
327455	099217	LAKESHORE LEARNING MATERIALS	24.95
327487	135420	MUSICIAN'S FRIEND INC	449.00
327554	137402	ODYSSEYWARE INC	2,100.00
327560	100013	OFFICE DEPOT 84133510	287.68
327596	082652	PEARSON EDUCATION	2,484.34
327630	138839	JOANN REYNOLDS	230.75
327658	082350	SCHOOL SPECIALTY INC	125.69
327686	F03032	SOFTCHOICE CORPORATION	104.88
<b>Total for GRANT FUND</b>			<b>25,828.82</b>
327288	136587	COVENTRY HEALTH & LIFE INS CO	124,361.23
<b>Total for</b>			<b>124,361.23</b>
327203	134903	AMERICAN RESIDENTIAL SERVICES LLC	30,627.00
327253	099431	BUSINESS MEDIA INC	734.00
327264	133970	CCS PRESENTATION SYSTEMS	7,347.98
327365	131937	SPORTS SUPPLY GROUP INC	735.00
327573	071178	OUTDOOR RECREATION PRODUCTS	793.00
327627	100642	REALLY GOOD STUFF INC	360.00
327658	082350	SCHOOL SPECIALTY INC	783.86
327759	094130	WENGER CORPORATION	879.00
<b>Total for DEPRECIATION</b>			<b>42,259.84</b>
327141	138830	DENNIS J AQUILINA	350.00
327143	138820	ANNE WINFIELD CHAPMAN	2,530.00
327149	138828	JAMES DWYER	350.00
327151	138829	RICHARD J KEMP	350.00
327158	137059	SQUARE ONE PRODUCTIONS OF S DAKOTA	3,020.00
327162	138287	DELORES J ELY	350.00
327163	138286	TIMOTHY BRIAN GRAY	350.00
327230	099646	BARNES & NOBLE BOOKSTORE	44.76
327244	099220	DICK BLICK CO	92.39
327261	138324	REGGIE CARNES	45.00
327368	044891	GOPHER	548.48
327399	132423	HEWLETT PACKARD CO	95.00
327406	138849	JUDE F HOLZER	65.00

**Millard Public Schools**

24

**Check Register****Prepared for the Board Meeting of October 3, 2011**

Check No	Vend No	Vendor Name	Amount
327424	100928	J W PEPPER & SON INC.	607.72
327436	131423	DON P KADEREIT	90.00
327449	138836	DANA S KRUSE	45.00
327545	099737	NEWS BOWL	309.00
327560	100013	OFFICE DEPOT 84133510	97.20
327569	071138	ORIENTAL TRADING COMPANY	578.60
327620	075376	QUALITY PRODUCTS INC	162.06
327654	082100	SCHOLASTIC INC	762.89
327658	082350	SCHOOL SPECIALTY INC	48.39
327659	099808	SCHOOL-TECH INC	138.74
327661	099808	SCHOOL-TECH INC	168.20
327714	099272	TIME FOR KIDS	175.12
327761	094174	WEST MUSIC COMPANY	304.02
327776	100578	WT COX SUBSCRIPTIONS INC	609.77
<b>Total for ACTIVITY FUND</b>			<b>12,287.34</b>
327143	138820	ANNE WINFIELD CHAPMAN	-101.20
327158	137059	SQUARE ONE PRODUCTIONS OF S DAKOTA	-112.00
<b>Total for</b>			<b>-213.20</b>
<b>Report Total</b>			<b>3,349,913.01</b>

### Millard Public Schools - Planned Disposition of Surplus Property

BOE Packet Due Date: **9/27/2011**

BOE Meeting Date: **10/3/2011**

Sale or Disposals Scheduled After: **10/3/2011**

Lot	Quantity	Description
1	20	laptop computers
2	4	vollyball standards
3	9	chairs
4	4	TV's
5	1	kiln
6	35	mugs
7	1	GPS antenna
8	1	stereo mixer
9	1	pallet kitchen kettles
10		
11		
12		
13		
14		
15		
16		
17		
18		
19		
20		
21		
22		
23		
24		
25		
26		
27		
28		
29		
30		



Don Stroh Administration Center • 5606 So. 147<sup>th</sup> Street • Omaha, NE 68137-2647 • (402) 715-8200 • (Fax) (402) 715- 8409

September 28, 2011

TO: Board Members

FROM: Amy Friedman

RE: Employees of the Month

The Employees of the Month for October are Tyler Berzina, science teacher, Millard West High School and Sixto Vasquez, custodian at Black Elk Elementary.

AF:sp

**AGENDA SUMMARY SHEET**

**AGENDA ITEM:** Policy 6001—Millard Education Program

**MEETING DATE:** October 3, 2011

**DEPARTMENT:** Educational Services

**TITLE AND BRIEF DESCRIPTION:** Approve Policy 6001—Millard Education Program

**ACTION DESIRED:**  Approval

**BACKGROUND:** The policy has been revised to reflect the language of the District's Mission.

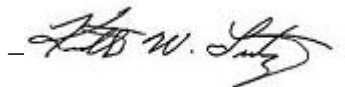
**RECOMMENDATIONS:** None

**STRATEGIC PLAN REFERENCE:** None

**TIMELINE:** Immediately

**RESPONSIBLE PERSON(S):** Mark Feldhausen, Assoc. Supt. (Educational Services)

**SUPERINTENDENT'S APPROVAL:**



**BOARD ACTION:**

## Curriculum, Instruction, and Assessment

### Millard Education Program (MEP)

**6001**

#### Philosophy

The educational programs of the Millard Public Schools shall comply with all state and federal laws and regulations and shall guarantee that each student develops the character traits and masters the knowledge and skills necessary for personal excellence and responsible citizenship ~~afford all students the opportunity to learn the academic and life skills necessary for personal success and responsible living~~. The educational program will be called the Millard Education Program.

The Millard Education Program (MEP) will consist of content curriculum, appropriate instructional strategies, and valid assessment methodologies. This program will utilize a standards-driven, accountability-based model.

#### Operationalization

District-wide planning will result in the alignment of the written, taught and assessed curriculum. A comprehensive staff development program shall provide all staff with the skills to deliver the curriculum and assess student learning.

Related Policies and Rules: 6001.1

Policy Adopted: April 19, 1999

Revised: August 2, 2004; [October 3, 2011](#)

Millard Public Schools  
Omaha, Nebraska



**AGENDA SUMMARY SHEET**

**AGENDA ITEM:** Appointment of Educational Service Unit #3 Representative

**MEETING DATE:** October 3, 2011

**DEPARTMENT:** Office of the Superintendent

**TITLE AND BRIEF DESCRIPTION:** The Board of Education will appoint Keith Lutz as the official representative to Educational Service Unit #3

**ACTION DESIRED:** Approval

**BACKGROUND:**

**OPTIONS/ALTERNATIVE CONSIDERATIONS:**

**RECOMMENDATIONS:** Appoint Keith Lutz as the official representative to Educational Service Unit #3

**STRATEGIC PLAN REFERENCE:**

**IMPLICATIONS OF ADOPTION OR REJECTION:**

**TIME LINE:**

**PERSONS RESPONSIBLE:** Keith Lutz

**SUPERINTENDENT'S APPROVAL:** \_\_\_\_\_  \_\_\_\_\_

**AGENDA SUMMARY SHEET**

**AGENDA ITEM:** Rule 6001.1—Millard Education Program

**MEETING DATE:** October 3, 2011

**DEPARTMENT:** Educational Services

**TITLE AND BRIEF DESCRIPTION:** Approve Rule 6001.1—Millard Education Program

**ACTION DESIRED:**  Approval

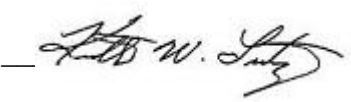
**BACKGROUND:** The rule has been revised to reflect state standards and indicator language.

**RECOMMENDATIONS:** None

**STRATEGIC PLAN REFERENCE:** None

**TIMELINE:** Immediately

**RESPONSIBLE PERSON(S):** Mark Feldhausen, Assoc. Supt. (Educational Services)

**SUPERINTENDENT'S APPROVAL:** 

**BOARD ACTION:**

## Curriculum, Instruction, and Assessment

### Millard Education Program (MEP)

**6001.1**

For the purpose of the Millard Education Program the following definitions shall apply.

Content curriculum – identified knowledge, skills, and processes

Instructional strategies – teaching practices that support student learning

Assessment methodologies – processes by which student performance and mastery are judged

Millard Standards – District developed ~~and state approved~~ essential learner outcomes for academic and life skills [that are based on state academic content standards and indicators](#)

Accountability – roles and responsibilities of the board of education, superintendent, central office personnel, building personnel, and students, relative to the MEP

Alignment – demonstrated relationship among written, taught, and assessed curriculum

Staff Development – Professional opportunities whereby employees gain the knowledge and skills necessary to implement the District curriculum to improve student learning

Related Policies & Rules: 6001, 6110

Legal Reference: Neb. State Law § 79-830; [§ 79-760.01 - .03](#); [Title 92, Nebraska Administrative Code, Chapter 10](#)

Rule Approved: April 19, 1999

Revised: August 2, 2004; [October 3, 2011](#)

Millard Public Schools  
Omaha, Nebraska

**AGENDA SUMMARY SHEET**

**AGENDA ITEM:** Reaffirm Policy 8220 – Internal Board Policies – Opportunities for Development

**MEETING DATE:** October 3, 2011

**DEPARTMENT:** Office of the Superintendent

**TITLE AND BRIEF DESCRIPTION:** It has been several years since the policies and rules in the 8000 series have been updated or reaffirmed.

**ACTION DESIRED:** Reaffirm

**BACKGROUND:**

**OPTIONS/ALTERNATIVE CONSIDERATIONS:**

**RECOMMENDATIONS:** Reaffirm

**STRATEGIC PLAN REFERENCE:**

**IMPLICATIONS OF ADOPTION OR REJECTION:**

**TIME LINE:**

**PERSONS RESPONSIBLE:** Keith Lutz

**SUPERINTENDENT'S APPROVAL:** \_\_\_\_\_  \_\_\_\_\_

## Internal Board Policies

### Opportunities for Development

8220

The School Board places a high priority on the importance of a planned and continuing program for the education for its members. The ultimate purpose of the program is to enhance the quality and effectiveness of public school governance in the Millard School District community and a well informed Board of Education is a key part in accomplishing that purpose.

Funds shall be budgeted annually to support this program. Individual school Board members shall be reimbursed for out-of-pocket costs incurred in participation in approved activities in accordance with District policy and State law. Members of the Board may select the method and means for improving the Board member's ability to perform Board duties and subject to the authority of the Board to approve or disapprove of the Board member's selection of means and methods of Board development.

The following are types of activities and services among others appropriate for implementing this policy:

1. Participation in school board conferences, workshops and conventions conducted by the Nebraska and the National School Boards Association and the National Federation of Urban and Suburban Schools.
2. District sponsored training sessions for school Board members.
3. Publications provided by the District that address the concerns of Board members.

Policy Adopted: February 4, 1974  
Revised: December 16, 2002  
Reaffirmed: [October 3, 2011](#)

Millard Public Schools  
Omaha, NE

**AGENDA SUMMARY SHEET**

**AGENDA ITEM:** Reaffirm Policy 8230 – Internal Board Policies – Remuneration and Reimbursement

**MEETING DATE:** October 3, 2011

**DEPARTMENT:** Office of the Superintendent

**TITLE AND BRIEF DESCRIPTION:** It has been several years since the policies and rules in the 8000 series have been updated or reaffirmed.

**ACTION DESIRED:** Reaffirm

**BACKGROUND:**

**OPTIONS/ALTERNATIVE CONSIDERATIONS:**

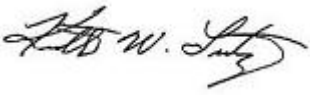
**RECOMMENDATIONS:** Reaffirm

**STRATEGIC PLAN REFERENCE:**

**IMPLICATIONS OF ADOPTION OR REJECTION:**

**TIME LINE:**

**PERSONS RESPONSIBLE:** Keith Lutz

**SUPERINTENDENT'S APPROVAL:** \_\_\_\_\_  \_\_\_\_\_

**Internal Board Policies****Remuneration and Reimbursement****8230**

Members of the Board shall be reimbursed for all necessary expenses incurred in attending any meetings or in making any trips on official business for the School District when so authorized by the Board.

Legal Reference: Neb. Rev. Stat. § 79-807 Board of Education; compensation, and;  
79-546 Association of school boards, membership dues; payment authorized

Related Policies & Rules: 8230.1

Policy Adopted: February 4, 1974

Revised: September 9, 1996; August 3, 1998; March 3, 2003

Reaffirmed: [October 3, 2011](#)

Millard Public Schools  
Omaha, NE

**AGENDA SUMMARY SHEET**

**AGENDA ITEM:** Reaffirm Policy 8270 – Internal Board Policies – Remembrances and Congratulations

**MEETING DATE:** October 3, 2011

**DEPARTMENT:** Office of the Superintendent

**TITLE AND BRIEF DESCRIPTION:** It has been several years since the policies and rules in the 8000 series have been updated or reaffirmed.

**ACTION DESIRED:** Reaffirm

**BACKGROUND:**

**OPTIONS/ALTERNATIVE CONSIDERATIONS:**

**RECOMMENDATIONS:** Reaffirm

**STRATEGIC PLAN REFERENCE:**

**IMPLICATIONS OF ADOPTION OR REJECTION:**

**TIME LINE:**

**PERSONS RESPONSIBLE:** Keith Lutz

**SUPERINTENDENT'S APPROVAL:** \_\_\_\_\_  \_\_\_\_\_



**Internal Board Policies****Remembrances and Congratulations****8270**

Reasonable and appropriate expressions of sympathy or congratulations in the name of the District may be sent to members of the community, elected officials and employees of the District as directed by the Board President.

Related Policies & Rules: 8225P

Policy Adopted: September 9, 1996

Revised: March 3, 2003

Reaffirmed: [October 3, 2011](#)

Millard Public Schools  
Omaha, NE

**AGENDA SUMMARY SHEET**

**AGENDA ITEM:** Reaffirm Policy 8320 – Internal Board Policies – Formulation of Bylaws

**MEETING DATE:** October 3, 2011

**DEPARTMENT:** Office of the Superintendent

**TITLE AND BRIEF DESCRIPTION:** It has been several years since the policies and rules in the 8000 series have been updated or reaffirmed.

**ACTION DESIRED:** Reaffirm

**BACKGROUND:**

**OPTIONS/ALTERNATIVE CONSIDERATIONS:**

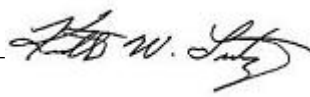
**RECOMMENDATIONS:** Reaffirm

**STRATEGIC PLAN REFERENCE:**

**IMPLICATIONS OF ADOPTION OR REJECTION:**

**TIME LINE:**

**PERSONS RESPONSIBLE:** Keith Lutz

**SUPERINTENDENT'S APPROVAL:** \_\_\_\_\_  \_\_\_\_\_

## **Internal Board Policies**

### **Formulation of Bylaws**

**8320**

The Board's bylaws are rules designed to organize and control its internal procedures and operations. Some bylaws are in accordance with requirements of statute. Other bylaws may be formulated and adopted by the Board itself as long as they not inconsistent with any statutes.

In its deliberations leading to the establishment or amendment of its bylaws, the Board's concern and objective will be the increased efficiency and effectiveness in carrying out its legally mandated tasks and for the best interests of the District in performing its educational responsibilities.

The Board will formulate and adopt a bylaw safeguarding the right of Board members to be informed of and to participate fully in the discussion of each proposed new or amended bylaw. The amendment of bylaws shall be amended, repealed or enacted after two readings. The readings shall be at successive regular meetings unless tabled in accordance with Robert's Rules of Order.

Rev. Stat. §§79-520

Policy Adopted: February 4, 1974

Revised: December 16, 2002

Reaffirmed: [October 3, 2011](#)

Millard Public Schools  
Omaha, NE

**AGENDA SUMMARY SHEET**

**AGENDA ITEM:** Reaffirm Policy 8342 – Internal Board Policies – Determining the Agenda

**MEETING DATE:** October 3, 2011

**DEPARTMENT:** Office of the Superintendent

**TITLE AND BRIEF DESCRIPTION:** It has been several years since the policies and rules in the 8000 series have been updated or reaffirmed.

**ACTION DESIRED:** Reaffirm

**BACKGROUND:**

**OPTIONS/ALTERNATIVE CONSIDERATIONS:**

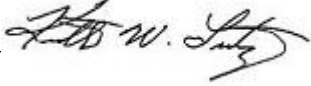
**RECOMMENDATIONS:** Reaffirm

**STRATEGIC PLAN REFERENCE:**

**IMPLICATIONS OF ADOPTION OR REJECTION:**

**TIME LINE:**

**PERSONS RESPONSIBLE:** Keith Lutz

**SUPERINTENDENT'S APPROVAL:** \_\_\_\_\_  \_\_\_\_\_

**Internal Board Policies****Determining the Agenda****8342**

The Superintendent of Schools and the President of the School Board shall have the responsibility for developing the agenda.

Policy Adopted: February 4, 1974

Reaffirmed: December 16, 2002; [October 3, 2011](#)

Millard Public Schools  
Omaha, NE

**September 20, 2011  
Millard Public Schools  
Total Enrollment**

Elementary		K	1	2	3	4	5	SpEd	Current	Current	YTD	Official 11/12
								Cluster				
Abbott	(3 unit)	71	63	75	86	69	69		433	--	--	--
Ackerman	(4 unit)	78	70	85	91	95	89		508	--	--	--
Aldrich	(3 unit)	62	62	89	66	68	93		440	--	--	--
Black Elk	(4 unit)	57	71	85	83	95	103		494	--	--	--
Bryan	(3 unit)	61	57	60	66	57	62		363	--	--	--
Cather	(3 unit)	68	78	71	91	82	59		449	--	--	--
Cody	(2 unit)	43	30	32	26	30	37	11	209	--	--	--
Cottonwood	(3 unit)	58	62	61	53	54	60		348	--	--	--
Disney	(3 unit)	59	44	40	44	45	40	16	288	--	--	--
Ezra Millard	(3 unit)	73	61	61	62	66	60	14	397	--	--	--
Harvey Oaks	(2 unit)	41	40	54	47	46	48		276	--	--	--
Hitchcock	(2 unit)	46	37	40	30	30	38	18	239	--	--	--
Holling Heights	(3 unit)	54	62	66	62	54	55	8	361	--	--	--
Montclair	(4 unit)	86	90	90	82	82	88		518	--	--	--
Morton	(3 unit)	44	55	54	49	59	62	11	334	--	--	--
Neihardt	(4 unit)	79	81	101	90	93	105		549	--	--	--
Norris	(3 unit)	62	57	71	55	49	54		348	--	--	--
Reagan	(4 unit)	130	123	112	124	109	97		695	--	--	--
Reeder	(3 unit)	98	79	93	65	97	84	14	530	--	--	--
Rockwell	(3 unit)	58	56	54	60	51	56	14	349	--	--	--
Rohwer	(3 unit)	70	89	55	67	86	80	17	464	--	--	--
Sandoz	(3 unit)	63	47	49	51	58	39		307	--	--	--
Upchurch	(3 unit)	97	110	112	85	73	63		540	--	--	--
Wheeler	(4 unit)	88	77	96	102	101	112	23	599	--	--	--
Willowdale	(3 unit)	58	60	59	63	73	67		380	--	--	--
<b>Totals</b>		1704	1661	1765	1700	1722	1720	146	<b>10418</b>	--	--	--

Middle	6	7	8	SpEd	Total	Change	Change	Official 11/12
				Prgm*				
Andersen MS	271	243	255	0	769	--	--	--
Beadle MS	360	328	269	22	957	--	--	--
Central MS	246	252	255	20	753	--	--	--
Kiewit MS	296	304	283	0	883	--	--	--
North MS	261	245	317	21	823	--	--	--
Russell MS	296	288	288	0	872	--	--	--
MS Alternative	0	6	15		21	--	--	--
<b>Totals</b>	1730	1666	1682	63	<b>5078</b>	--	--	--

High	9	10	11	12	SpEd	Total	Change	Change	Official 11/12
					Prgm*				
North HS	620	620	616	593	20	2449	--	--	--
South HS	506	505	499	470	31	1980	--	--	--
West HS	606	592	545	515	35	2258	--	--	--
Horizon HS	0	0	30	92		122	--	--	--
<b>Totals</b>	1732	1717	1690	1670	86	<b>6809</b>	--	--	--

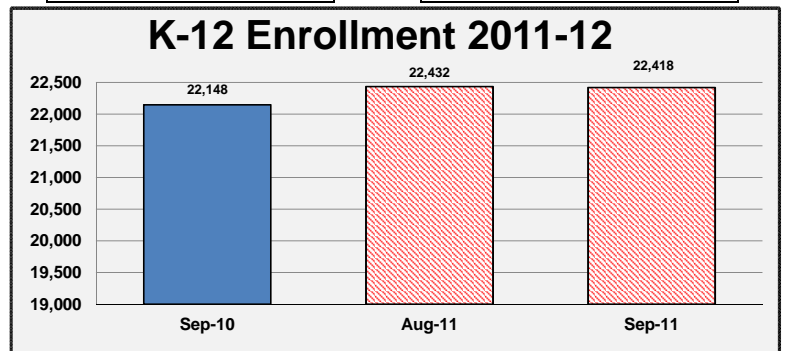
**\*Sped Program Included in MS/HS Grade Level totals**

Contracted SPED	49	--	--	--
Young Adult Program	50	--	--	--
Ombudsman (Primary)	14	--	--	--
<b>Total District K-12</b>	<b>22418</b>	--	--	--
<b>Total District PreK-12</b>	<b>23050</b>	--	--	--

Preschool	SPED	Not SPED	Total
Bryan	2	35	37
Cody	61	38	99
Cody Early Start	6	6	12
Disney	16	18	34
Hitchcock	27	8	35
Holling Heights	0	19	19
Montclair	22	8	30
Montclair Montessori	1	84	85
Neihardt	2	61	63
Norris ELL	2	16	18
Norris Montessori	0	17	17
Rockwell	17	1	18
Sandoz	4	13	17
Sandoz ELL	5	31	36
Wheeler	23	9	32
Homebased Infants			80
<b>TOTAL</b>	<b>632</b>		

Career Academies	NHS	SHS	WHS	HHS	TOTAL
Culinary	10	7	8		25
Education	9	7	24		40
Entrepreneurship	4	7	14		25
Finance	7	1	6		14
Health Services	26	19	25		70
Dist/Log Mgmt	4	0	5	2	11
Ombudsman	(Primary and Secondary Assignment)				22

9/20/2011		9/23/2010	
Elementary	10418	Elementary	10386
Middle School	5078	Middle Sch	4978
High School	6809	High Sch	6663
Contracted	49	Contracted	40
Young Adult	50	Young Adult	52
Ombudsman (Primary)	14	Ombudsman (Primary)	29
<b>TOTAL</b>	<b>22418</b>	<b>TOTAL</b>	<b>22148</b>



Elementary		Classroom Enrollment										43	Class Size W/out SPED
	K	1	2	3	4	5	Current Total	Current Change	YTD Change	Official 11/12 Enrollment			
Abbott	25	21	18	20	24	23							
	23	21	19	22	23	23							
	23	21	19	22	22	23							
			19	22									
Total Students	71	63	75	86	69	69	433	--	--	--		433	
Total Teachers	3	3	4	4	3	3	20					20	
Classroom Avg	23.67	21.0	18.8	22.0	23.0	23.0	22					22	
Ackerman	20	22	21	22	23	21							
	20	24	22	23	24	25							
	18	24	22	23	24	19							
	20		20	23	24	24							
Total Students	78	70	85	91	95	89	508	--	--	--		508	
Total Teachers	4	3	4	4	4	4	23					23	
Classroom Avg	19.5	23.3	21.3	22.8	23.8	22.3	22					22	
Aldrich	21	21	23	20	24	22							
	21	21	23	23	21	24							
	20	20	22	23	23	23							
			21			24							
Total Students	62	62	89	66	68	93	440	--	--	--		440	
Total Teachers	3	3	4	3	3	3	19					19	
Classroom Avg	20.7	20.7	22.0	22.0	22.7	23.7	23					23	
Black Elk	19	23	21	23	23	26							
	19	23	21	23	24	25							
	19	25	22	17	24	25							
			21	20	24	27							
Total Students	57	71	85	83	95	103	494	--	--	--		494	
Total Teachers	3	3	4	4	4	4	22					22	
Classroom Avg	19.0	23.7	21.3	20.8	23.8	25.8	22					22	
Bryan	21	20	19	21	18	20							
	20	18	20	22	20	21							
	20	19	21	23	19	21							
Total Students	61	57	60	66	57	62	363	--	--	--		363	
Total Teachers	3	3	3	3	3	3	18					18	
Classroom Avg	20.3	19.0	20.0	22.0	19.0	20.7	20					20	
Cather	20	15	14	24	25	15							
	24	15	12	25	25								
Total Students	44	30	26	49	50	15	449	--	--	--		449	
Total Teachers	2	2	2	2	2	1	22					22	
Classroom Avg	22.0	15.0	13.0	24.0	25.0	15.0	20					20	
Cody	21	15	16	11	15	20							
	22	15	16	15	15	17							
Total Students	43	30	32	26	30	37	209	--	--	--		198	
Total Teachers	2	2	2	2	2	2	14					12	
Classroom Avg	21.5	15.0	16.0	13.0	15.0	18.5	15					17	
Cottonwood	19	21	21	26	27	20							
	19	20	20	27	27	19							
	20	21	20			21							
Total Students	58	62	61	53	54	60	348	--	--	--		348	
Total Teachers	3	3	3	2	2	3	16					16	
Classroom Avg	19.3	20.7	20.3	26.5	27.0	20.0	22					22	
Disney	20	23	20	22	23	20							
	20	21	20	22	22	20							
	19												
Total Students	59	44	40	44	45	40	288	--	--	--		272	
Total Teachers	3	2	2	2	2	2	15					13	
Classroom Avg	19.67	22.00	20.00	22.00	22.50	20.00	19					21	

	K	1	2	3	4	5	SpEd Cluster	Current Total	Current Change	YTD Change	Official 11/12 Enrollment	Class Size W/out SPED
												44
Ezra Millard	17	21	22	21	22	20	5					
	19	20	20	20	22	19	9					
	18	20	19	21	22	21						
	19											
Total Students	73	61	61	62	66	60	14	397	--	--	--	383
Total Teachers	4	3	3	3	3	3	2	21				19
Classroom Avg	18.3	20.3	20.3	20.7	22.0	20.0	7	19				20

	K	1	2	3	4	5	SpEd Cluster	Current Total	Current Change	YTD Change	Official 11/12 Enrollment	Class Size W/out SPED
												44
Harvey Oaks	21	20	19	23	23	23						
	20	20	17	24	23	25						
			18									
Total Students	41	40	54	47	46	48		276	--	--	--	276
Total Teachers	2	2	3	2	2	2		13				13
Classroom Avg	20.5	20.0	18.0	23.5	23.0	24.0		21				21

	K	1	2	3	4	5	SpEd Cluster	Current Total	Current Change	YTD Change	Official 11/12 Enrollment	Class Size W/out SPED
												44
Hitchcock	23	17	19	15	14	20	18					
	23	20	21	15	16	18						
Total Students	46	37	40	30	30	38	18	239	--	--	--	221
Total Teachers	2	2	2	2	2	2	2	14				12
Classroom Avg	23.0	18.5	20.0	15.0	15.0	19.0	18.0	17				18

	K	1	2	3	4	5	SpEd Cluster	Current Total	Current Change	YTD Change	Official 11/12 Enrollment	Class Size W/out SPED
												44
Holling Heights	18	20	23	20	19	18	4					
	19	22	21	21	17	18	4					
	17	20	22	21	18	19						
Total Students	54	62	66	62	54	55	8	361	--	--	--	353
Total Teachers	3	3	3	3	3	3	2	20				18
Classroom Avg	18.0	20.7	22.0	20.7	18.0	18.3	4.0	18				20

	K	1	2	3	4	5	M-K	M1-3	M4-5	SpEd Cluster	Current Total	Current Change	YTD Change	Official 11/12 Enrollment	Class Size W/out SPED
															44
Montclair	19	23	21	21	20	22	16	21	22						
	19	22	22	23	18	23	16	20	22						
							16	22	21						
								23	22						
								22							
								22							
Total Students	38	45	43	44	38	45	48	130	87		518	--	--	--	518
Total Teachers	2	2	2	2	2	2	3	6	4		25				25
Classroom Avg	19.0	22.5	21.5	22.0	19.0	22.5	16.0	21.7	21.8		21				21

	K	1	2	3	4	5	SpEd Cluster	Current Total	Current Change	YTD Change	Official 11/12 Enrollment	Class Size W/out SPED
												44
Morton	21	16	18	14	18	21	5					
	23	19	18	17	21	21	6					
		20	18	18	20	20						
Total Students	44	55	54	49	59	62	11	334	--	--	--	323
Total Teachers	2	3	3	3	3	3	2.0	19				17
Classroom Avg	22.0	19.5	18.0	16.3	19.7	20.7	5.5	18				19

	K	1	2	3	4	5	SpEd Cluster	Current Total	Current Change	YTD Change	Official 11/12 Enrollment	Class Size W/out SPED
												44
Neihardt	20	20	20	23	24	26						
	20	19	20	23	22	26						
	20	21	21	23	24	26						
	19	21	20	21	23	27						
			20									
Total Students	79	81	101	90	93	105		549	--	--	--	549
Total Teachers	4	4	4	4	4	4		24				24
Classroom Avg	19.8	20.3	20.3	22.5	23.3	26.3		23				23

	K	1	2	3	4	5	M-K	M1-3	M4-5	SpEd Cluster	Current Total	Current Change	YTD Change	Official 11/12 Enrollment	Class Size W/out SPED
															44
Norris	20	18	24	17	19	19	13	21	14						
	18	18	24	21	19	17	11	21	15						
								19							
Total Students	38	36	48	38	38	36	24	61	29		348	--	--	--	348
Total Teachers	2	2	2	2	2	2	2	3	2		19				19
Classroom Avg	19.0	18.0	24.0	19.0	19.0	18.0	12.0	20.3	14.5		18				18

	K	1	2	3	4	5	SpEd Cluster	Current Total	Current Change	YTD Change	Official 11/12 Enrollment	Class Size W/out SPED
												44
Reagan	22	22	23	23	22	24						
	22	21	22	22	23	25						
	21	22	22	23	21	24						
	22	22	22	22	21	24						
	21	22	23	22	22							
	22	14		12								
Total Students	130	123	112	124	109	97		695	--	--	--	695
Total Teachers	6	6	5	6	5	4		32				32
Classroom Avg	21.7	21.8	22.4	20.7	22.0	24.3		22				22



	K	1	2	3	4	5	SpEd Cluster	Current	Current	YTD	Official 11/12	
								Total	Change	Change	Enrollment	
Reeder	20	20	24	21	25	20	7					45
	19	19	22	21	22	21	7					
	20	20	24	23	25	22						
	19	20	23		25	21						
	20											
Total Students	98	79	93	65	97	84	14	530	--	--	--	516
Total Teachers	5	4	4	3	4	4	2	26				24
Classroom Avg	19.7	19.7	23.3	21.0	24.0	21.0	7.0	20				22

	K	1	2	3	4	5	SpEd Cluster	Current	Current	YTD	Official 11/12	
								Total	Change	Change	Enrollment	
Rockwell	20	19	19	20	26	19	7					
	18	19	16	20	25	18	7					
	20	18	19	20		19						
Total Students	58	56	54	60	51	56	14	349	--	--	--	335
Total Teachers	3	3	3	3	2	3	2	19				17
Classroom Avg	19.3	19.0	17.5	20.0	25.5	18.7	7.0	18				20

	K	1	2	3	4	5	SpEd Cluster	Current	Current	YTD	Official 11/12	
								Total	Change	Change	Enrollment	
Rohwer	23	22	18	22	21	27	9					
	24	24	19	23	21	26	8					
	23	24	18	22	22	27						
Total Students	70	89	55	67	86	80	17	464	--	--	--	447
Total Teachers	3	4	3	3	4	3	2	22				20
Classroom Avg	23.3	22.3	18.3	22.3	21.5	26.7	8.0	21				22

	K	1	2	3	4	5	SpEd Cluster	Current	Current	YTD	Official 11/12	
								Total	Change	Change	Enrollment	
Sandoz	20	15	16	17	19	19						
	22	16	16	17	20	20						
	21	16	17	17	19							
Total Students	63	47	49	51	58	39		307	--	--	--	307
Total Teachers	3	3	3	3	3	2		17				17
Classroom Avg	21.0	15.7	16.3	17.0	19.3	19.5		18				18

	K	1	2	3	4	5	SpEd Cluster	Current	Current	YTD	Official 11/12	
								Total	Change	Change	Enrollment	
Upchurch	20	23	22	23	24	22						
	19	20	22	22	25	21						
	19	23	23	20	24	20						
	19	20	23	20								
	20	24	22									
Total Students	97	110	112	85	73	63		540	--	--	--	540
Total Teachers	5	5	5	4	3	3		25				25
Classroom Avg	19.4	22.0	22.4	21.3	24.3	21.0		22				22

	K	1	2	3	4	5	SpEd Cluster	Current	Current	YTD	Official 11/12	
								Total	Change	Change	Enrollment	
Wheeler	24	20	21	21	23	23	9					
	20	20	20	21	25	20	8					
	20	18	17	19	26	23	6					
	24	19	21	21	27	23						
			17	20		23						
Total Students	88	77	96	102	101	112	23	599	--	--	--	576
Total Teachers	4	4	5	5	4	5	3	30				27
Classroom Avg	22.0	19.3	19.2	20.3	25.3	22.4	7.7	20				21

	K	1	2	3	4	5	SpEd Cluster	Current	Current	YTD	Official 11/12	
								Total	Change	Change	Enrollment	
Willowdale	20	20	20	22	23	23						
	18	20	20	21	25	23						
	20	20	19	20	25	21						
Total Students	58	60	59	63	73	67		380	--	--	--	380
Total Teachers	3	3	3	3	3	3		18				18
Classroom Avg	19.3	20.0	19.7	21.0	24.3	22.3		21				21

Elementary Totals											SpEd Cluster	Current Total	Current Change	YTD Change	Official 11/12 Enrollment		
Grade	K	1	2	3	4	5	M-1	M-2	M-3	M-4							M-5
Students	1704	1661	1765	1700	1722	1720	66	70	55	55	61	146	10418	--	--	--	10272
Teachers	85	79	83	79	76	75	9			6		21	513				492
Classroom Avg	20.0	21.0	21.3	21.5	22.7	22.9						7.0	20.31				20.878

	6	7	8	9	10	11	12	SpEd Cluster	Current	Current	YTD	Official 11/12	
									Total	Change	Change	Enrollment	
Andersen MS	271	243	255					0	769	--	--	--	
Beadle MS	360	328	269					22	957	--	--	--	
Central MS	246	252	255					20	753	--	--	--	
Kiewit MS	296	304	283					0	883	--	--	--	
North MS	261	245	317					21	823	--	--	--	
Russell MS	296	288	288					0	872	--	--	--	
MS Alternative	0	6	15						21	--	--	--	
Totals	1730	1666	1682					63	5078	--	--	--	
North HS				620	620	616	593	20	2449	--	--	--	
South HS				506	505	499	470	31	1980	--	--	--	
West HS				606	592	545	515	35	2258	--	--	--	
Horizon HS				0	0	30	92		122	--	--	--	
Totals				1732	1717	1690	1670	86	6809	--	--	--	
									49	--	--	--	
									50	--	--	--	
									14	--	--	--	
									22418	--	--	--	

Contracted SPED	49	--	--	--
Young Adult Program	50	--	--	--
Ombudsman (Primary Enrollment)	14	--	--	--
<b>Total District Enrollment</b>	<b>22418</b>	--	--	--

**AGENDA SUMMARY SHEET**

**Agenda Item:** Summer School Report

**Meeting Date:** October 3, 2011

**Department:** Educational Services

**Title and Brief Description:** Summer School Report

**Action Desired:** Information Only

**Background:** The opportunity to participate in extended school offerings during the summer was provided to Pre-K through Grade 12 students. Opportunities to continue to develop competency in reading, math, and writing skills were offered to all students.

A total of 1,450 students attended MPS summer school, which is an increase of 96 students from the previous year. These students had more than 1,866 course enrollments, an increase of 142 courses enrollments from 2010.

The 2011 Summer School Program end-of-year financial statements reflect a deficit of \$3,354.12. This contrasts with the 2010 deficit of more than \$34,000.

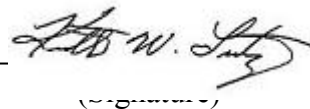
**Recommendations:** Receive the report

**Strategic Plan Reference:** Strategies 4, 5 and 6

**Timeline:** An annual report for the Board of Education

**Responsible Persons:** Kara Hutton, Aaron Bearinger, Jason Weber, Julia Siniard, Andrew DeFreece, Charlene Snyder and Dr. Nancy Johnston

**Associate Superintendent's Approval:** \_\_\_\_\_

  
\_\_\_\_\_  
(Signature)

**Superintendent's Approval:** \_\_\_\_\_

(Signature)

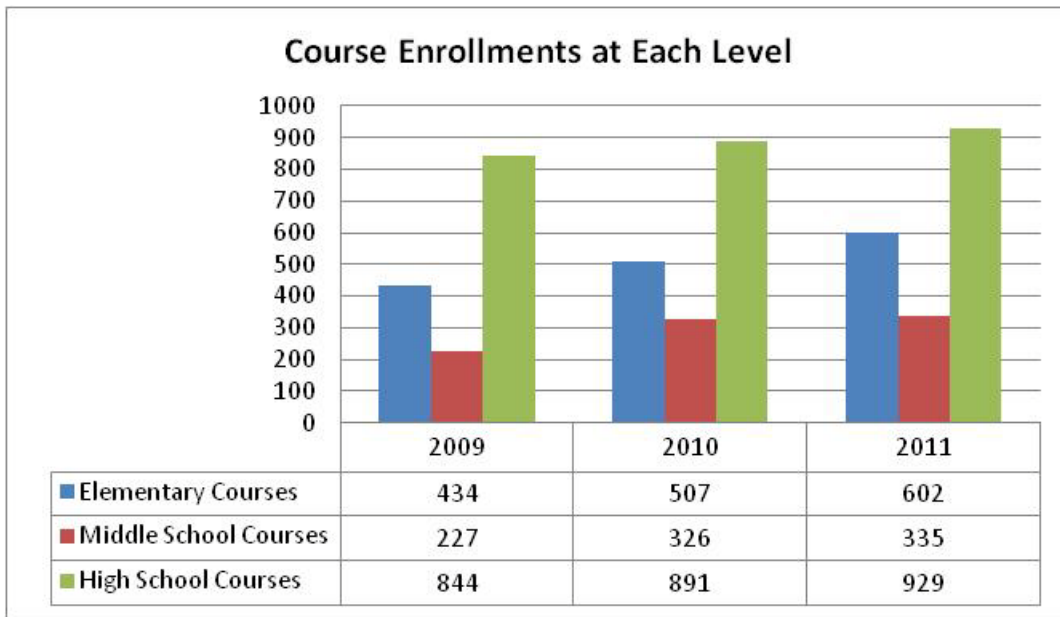
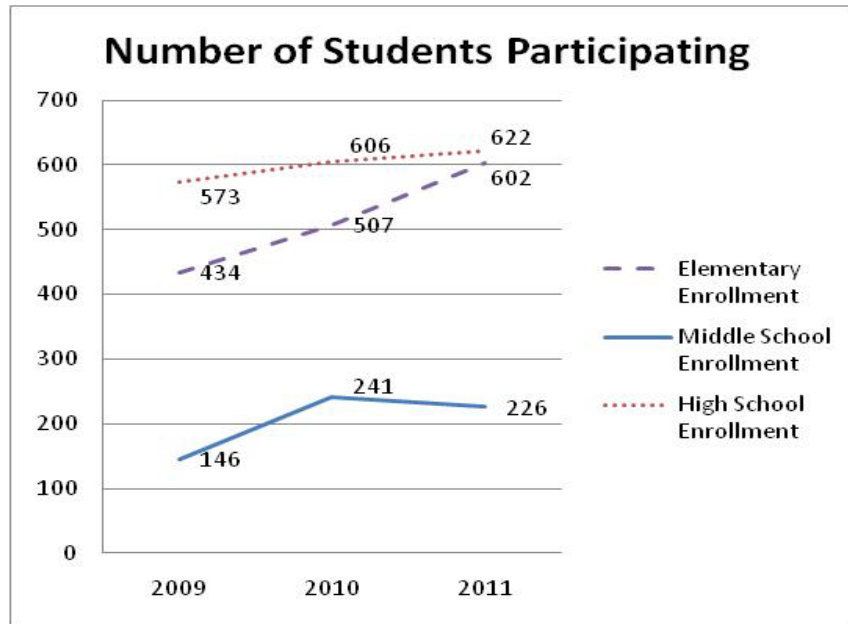
### 2011 Summer School Data

	Elementary			Elementary Alternate Curriculum Program			Middle Level			High School			6 <sup>th</sup> Grade –Age 21 Alternate Curriculum Program		
	2009	2010	2011	2009	2010	2011	2009	2010	2011	2009	2010	2011	2009	2010	2011
<b>Courses Held</b>	17	19	21	2	2	2	14	18	16	32	38	35	1	1	NA
<b>Sections Held</b>	27	32	38	2	2	2	13	21	20	47	55	47	1	2	NA
<b>Students Enrolled</b>	434	507	602	15	17	20	146	241	226	573	606	622	8	13	NA
<b>Course Enrollments</b>	434	507	602	15	17	20	227	326	335	844	891	929	8	13	NA
<b>In-District Tuition</b>	\$100	\$100	\$115	\$95	\$95	\$115	\$100	\$100	\$115*	\$100	\$100	\$135	\$100	\$100	NA
<b>In-District Non-Public Enrollments</b>	12	10	15	0	0	1	1	6	0	7	19	4	0	0	NA
<b>Out-of-Dist. Tuition \$</b>	\$150	\$150	\$165				\$150	\$150	\$165**	\$150	\$150	\$185			
<b>Out-of-Dist. Students</b>	8	13	8				6	4	5	29	27	21			
<b>Free/Red. Students</b>	104	105	192	5	0	7	42	41	81	102	71	130	1	0	NA
<b>Free/Red. Course Enrollments</b>	104	105	192	5	0	7	72	73	106	157	111	211	1	0	NA
<b>Course Failures</b>										29	23	27			
<b>Graduates</b>										18	21	12			

\*In district tuition rate of \$115 for 3 week classes. In district tuition rate of \$60 for 1 week class.

\*\*Out of district tuition rate for 3 week class was \$165. Out of district tuition rate for 1 week class was \$75.

- Total student enrollment in Summer School increased by 96 to 1,450 students.
- The total number of course enrollments went from 1,724 to 1,866, an increase of 142.



- Tuition rates increased at all levels; elementary and middle school tuition increased from \$100 to \$115 and high school increased from \$100 to \$135. Tuition for students who live outside of Millard increased to \$165 and \$185 for elementary/middle school and high school respectively.
- Over the last two years the number of students participating in summer school who are eligible for the Free and Reduced Price Lunch Program has increased by nearly 63%. In 2011 these students accounted for 509 course enrollments.

## Elementary Summer School Report

The 2011 elementary summer program was held at Montclair Elementary School. A total of 36 three-week courses were held for three hours per day. Enrollment increased from 507 students in 2010 to 602 students in 2011. Elementary Alternate Curriculum Program courses were offered concurrently in June at Montclair for students with moderate to severe disabilities.

### Summary Information

Location:	Montclair
Dates:	June 13-June 30, M-Th
Time:	8:30-11:50
Administrator:	Julia Siniard
Number of Teachers:	36
Number of Students:	602

### The following courses were held during the 3 week summer session:

Kindergarten Readiness (4)	Computers and the Internet
Reading and Math Skills 1 (4)	Applications for Computers
Reading and Math Skills 2-3 (6)	Music, Movement and Drama (2)
Reading and Math Skills 4-5 (3)	Music Explosion
Fizzing Liquids (2)	HAL Math Pentathlon Games (2)
Spanish (2)	Creative Writing
Lego Technics and Math Applications (2)	Primarily Physics
Animal Habitats	English Language Learners (3)

No courses were cancelled in 2011. However, two grade levels of Spanish were combined.

### Points of Special Note:

- The average number of absences per day was 25, or a 96% attendance rate.
- 64 preschoolers experienced the four *Kindergarten Readiness* classes.
- 210 first through fifth grade students participated in reading and math reteaching courses, compared to 181 in 2010. Three sections of these courses were added to accommodate the additional students and maintain appropriate class sizes.
- 100 first through fifth grade students learned more about science in Fizzing Liquids, Lego Technics, Books and Bugs, and Primarily Physics.
- 35 students in second through fifth grade enrolled in the HAL Math Pentathlon courses.
- Three courses were offered for students with Limited English Proficiency and 47 students attended.
- The number of students receiving tuition waivers due eligibility for the free and reduced priced lunch program increased from 105 to 192.

## Middle Level Summer School Report

The middle level summer program was offered at Beadle Middle School. Enrollment decreased slightly from 241 in 2010 to 226 in 2011.

### Summary Information

Location:	Beadle Middle School
Dates:	June 13-June 30, M-Th
Time:	8:00-11:15, 11:50-3:00
Administrator:	Jason Weber
Number of Teachers:	18
Number of Students:	226
Number of Course Enrollments:	335

### The following courses were held during the 3 week summer session:

6 Grade Reading and Writing	6 Grade Master your Math
6 Grade Be Cool in Middle School	6 Grade Pre-Algebra Prep
7 Grade Reading/Writing	7 Grade Master your Math
8 Grade Reading/Writing	8 Grade Master your Math
6, 7, 8 Art Expressions	6, 7, 8 Guitar
6, 7, 8 Computer/Multi-media	6, 7, 8 Digital Art/Photoshop
6, 7, 8 Intro to Photojournalism	6, 7, 8 Drama

### Mini-courses-One week

*Forensics (1 session)*

*Babysitting (3 sessions)*

### The following courses were offered in the spring, but cancelled due to low enrollment during the final week of May:

6, 7, 8 Math Plus (HAL)	Forensics (1 session only)
Get A Move On-Physical Fitness	6, 7, 8 Spanish
Going Green	

### Points of Special Note:

- The daily average lunch population was approximately 68 students. The daily average of meals served to students who were eligible for free or reduced lunch was 42, which was an increase from 15 during 2010 Summer School.
- The average number of absences was 12 per day, or a 95% daily attendance rate.
- 121 incoming 6<sup>th</sup> grade students accounted for 177 course enrollments, or 52% of all middle school enrollments.
- In 2011, one hundred twenty-five students participated in reading and math reteaching courses compared to 70 in 2010. This is an increase of 79% and constitutes 37% of all middle school course enrollments for 2011.

- Popular elective courses were: *Art Expressions*: 20, *Be Cool in Middle School*: 20, *Intro to Photojournalism*: 19, 3 sessions of *Babysitting*: 55 total.
- Enrollment in the one-week mini-courses dropped from 127 in 2010 to 70 in 2011. Conversely, enrollments in regular 3 week courses increased from 199 in 2010 to 265 in 2011.
- Eight students dropped one or more courses after June 13<sup>th</sup>, where twelve students dropped by the similar date in 2010.

**The number of students from each middle school in Millard is reflected below:**

School	Beadle	Andersen	Kiewit	Russell	North	Central	Out of District & Private
2008	23	10	<b>38</b>	36	21	9	8
2009	13	12	<b>38</b>	21	38	18	7
2010	30	33	42	<b>58</b>	41	29	10
2011	<b>52</b>	35	28	47	38	21	5

\*Bold numbers indicate summer school site each year

## High School Summer Session Report

The high school program offers students the opportunity to repeat courses they have not yet passed, to take courses that may be difficult to schedule during the regular school year or out of interest to take a course towards completion of graduation requirements. The program was held at Millard West High School from June 13 – July 15, 2011 with a total of 622 students participating in 929 course enrollments.

### Summary Information

Location:	Millard West High School
Dates:	June 13-July 15
Time:	7:45-10:50, 11:25-2:30
Administrator:	Aaron Bearinger
Number of Teachers:	23
Number of Students:	622
Number of Course Enrollments:	929
Students with 1 Course:	313
Students with 2 Courses:	308
Students with Mini-course	24

### The following courses were held during the 5 week summer session: (number of sections)

English 9, 11	Ethnic Studies
Summer Literacy Enrichment	Computer Tech Applications (2)
Speech (2)	Personal Finance (3)
Creative Writing (2)	Foods of the World
Algebra (2)	Everyday Living (2)
Geometry (2)	Art Foundations
Algebra II	Sports Skills and Fitness (2)
Physical Science	Cross Training (2)
Biology	Lifetime Fitness (3)
American History	ELO Math
World Geography	ACT/SAT Preparation
US Government (3)	

### The courses below were offered in the spring, but cancelled due to low enrollment:

English 10	Color and Design
Geometry 1 <sup>st</sup> Semester	Environmental Science
Algebra 1-1 <sup>st</sup> Semester	ELO Science
Pre-Algebra Warm-Up	ELO Social Studies

### Points of Special Note:

- On average, 82 lunches were served each day at the high school. The daily average of meals served to students who qualify for free or reduced lunch was 46, twice as high as 2010.
- The average number of absences was 31 per day, or a 95% attendance rate.
- 89 incoming freshmen accounted for 139 course enrollments, or 15% of all high school enrollments.
- 173 non-elective course enrollments, or 43%, were taken for credit recovery.



- 24 students completed the ACT/SAT prep class.
- 12 students graduated at the end of summer school, 100% of eligible students participating in Summer School. Four of the graduates were juniors.
- 47 students completed the full year courses: Algebra (20), and Geometry (27), in the full-day, 3-week semester classes.
- The 6<sup>th</sup> grade through age 21 Alternate Curriculum Program course was cancelled due to low enrollment.
- Physical Education classes continue to be very popular. A third section of Lifetime Fitness was added and held at Beadle Middle School. Two hundred four students took a PE course. This is 22% of all high school course enrollments.
- Five students participated in the ELO Math Course. Two students dropped before the end of the course. 100% of the remaining students met the cutscore for the 10<sup>th</sup> grade Math ELO.
- Eight students took Summer Literacy Enrichment and ELO Reading was merged into this course. Three students took the 9<sup>th</sup> grade Reading ELO and one student met the cutscore.
- The number of students who failed one or more courses increased from 23 in 2010 to 27 in 2011 including 7 Withdrawal Failures (WF).
- 50 students dropped one or more courses after June 13<sup>th</sup> which is a decrease from 81 in 2010. Thirty-three drops were before June 29<sup>th</sup> (decrease from 69 in 2010) and 17 were after (increase of 5), resulting in a failing grade. Twenty-one or 42% of the drops were from English and Math courses.

### Enrollment from each of the Millard High Schools

	Incoming 9 <sup>th</sup> Grade	MSHS	MNHS	MWHS	Horizon
2008	65	119	212	110	5
2009	88	95	271	76	2
2010	83	96	281	112	8
2011	89	112	266	132	7

### Summer School Program Considerations and Recommendations:

- The increase in tuition only prompted a slight negative effect on enrollment. At the middle school level the number of students participating decreased by 15. This reduction was primarily from the mini-classes, as enrollment in the 3 week courses increased by 66 course enrollments. In 2011 *Drama*, previously a mini-course, was increased to a 3 week offering. It may be appropriate to change the *Forensic Science* course to the longer duration as well.
- In 2011 three courses were offered at the elementary level for students with Limited English Proficiency. Transportation was provided. Although 39 students dropped from the other courses, not one student dropped from the ELL courses.
- At 602 students, the elementary program used every available classroom space at Montclair, including the stage and a conference room. It will be necessary to select future locations purposefully. It may be appropriate to explore the option of using two elementary sites.

## 2011 Summer School Programs Financial Report

<p><b>Elementary</b></p> <p style="padding-left: 40px;">Receipts</p> <p style="padding-left: 80px;">Tuition Rcvd.     \$47,030.00</p> <p style="padding-left: 40px;">Elem. Revenue</p>	<p>Expenditures</p> <p style="padding-left: 40px;">Salary/Benefits     \$83,756.06</p> <p style="padding-left: 40px;">Supplies                 \$1,064.25</p> <p style="padding-left: 40px;">Elem. Expenditures     \$84,820.31</p> <p style="padding-left: 40px;"><i>FRPL Tuition Waiver*</i>                 \$22,080.00</p>
<p><b>Middle School</b></p> <p style="padding-left: 40px;">Receipts</p> <p style="padding-left: 80px;">Tuition Rcvd.     \$24,195.00</p> <p style="padding-left: 40px;">M.S. Revenue</p>	<p>Expenditures</p> <p style="padding-left: 40px;">Salary/Benefits     \$38,337.69</p> <p style="padding-left: 40px;">Supplies                 \$444.15</p> <p style="padding-left: 40px;">Other                         \$1460.00</p> <p style="padding-left: 40px;">M.S. Expenditures     \$40,241.84</p> <p style="padding-left: 40px;"><i>FRPL Tuition Waiver*</i>                 \$12,190.00</p>
<p><b>High School</b></p> <p style="padding-left: 40px;">Receipts</p> <p style="padding-left: 80px;">Tuition Rcvd.     \$98,652.00</p> <p style="padding-left: 40px;">H.S. Revenue</p>	<p>Expenditures</p> <p style="padding-left: 40px;">Salary/Benefits     \$191,982.34</p> <p style="padding-left: 40px;">Supplies                 \$1,777.52</p> <p style="padding-left: 40px;">Transportation         \$623.40</p> <p style="padding-left: 40px;">Other                         \$588.67</p> <p style="padding-left: 40px;">H.S. Expenditures     \$195,168.97</p> <p style="padding-left: 40px;"><i>FRPL Tuition Waiver*</i>                 \$28,485.00</p>
<p><b>K-12 Summer School Program</b></p> <p style="padding-left: 40px;">Total Receipts                 \$169,877.00</p> <p style="padding-left: 40px;">Strategic Planning Budget     \$147,000.00</p> <p style="padding-left: 40px;">Total Operating Budget         \$316,877.00</p>	<p style="padding-left: 40px;">Total Expenditures             \$320,231.12</p>
	<p><b>Summer School Balance             -\$3,354.12</b></p> <p style="padding-left: 40px;"><i>Total FRPL Tuition Waiver*</i>             \$62,755.00</p> <p style="padding-left: 40px;"><i>* Cost of Services to FRPL students embedded in expenditure statements</i></p>

## AGENDA SUMMARY SHEET

**AGENDA ITEM:** Finance Report

**MEETING DATE:** October 3, 2011

**DEPARTMENT:** General Administration

**TITLE & BRIEF DESCRIPTION:** Finance Report – An update on the Learning Community finances after the Sarpy County Court decision declaring the common levy unconstitutional.

**ACTION DESIRED:** Approval  Discussion  Information Only

**BACKGROUND:** In light of the recent decision in Sarpy County, we would like to review briefly how state aid and property taxes are distributed within the Learning Community.

At the time of preparation of these materials, there was a lot happening. Therefore, there may be more information to share prior to or at the board meeting.

**OPTIONS AND ALTERNATIVES:** n/a


**RECOMMENDATION:** n/a

**STRATEGIC PLAN REFERENCE:** n/a

**IMPLICATIONS OF ADOPTION/REJECTION:** n/a

**TIMELINE:** n/a

**RESPONSIBLE PERSON:** Ken Fossen, Associate Superintendent (General Administration)

**SUPERINTENDENT'S APPROVAL:** 

**LEARNING COMMUNITY 2011/2012 GENERAL FUND COMMON LEVY**

<u>DISTRICT</u>	<u>Douglas County 2011 Certified Property Values</u>	<u>Sarpy County 2011 Certified Property Values</u>	<u>Washington County 2011 Certified Property Values</u>	<u>Total 2011 Certified Property Values *</u>	<u>PT = N-SA-OAR</u>	<u>Gen. Fund Distribution Ratio</u>			
Omaha Public Schools	\$ 18,430,036,470	\$ 802,884,825	\$ -	\$ 19,232,921,295	\$ 236,425,361	\$ 225,245,883	<b>48.430191%</b>	48.0042%	0.4260%
Elkhorn Public Schools	\$ 3,827,740,195	\$ -	\$ -	\$ 3,827,740,195	25,158,986	23,533,424	<b>5.153654%</b>	5.0154%	0.1383%
DC West Community Schools	\$ 723,695,170	\$ -	\$ -	\$ 723,695,170	3,686,975	3,723,036	<b>0.755253%</b>	0.7935%	-0.0382%
Millard Public Schools	\$ 7,726,893,365	\$ 1,433,421,904	\$ -	\$ 9,160,315,269	85,507,214	86,344,259	<b>17.515594%</b>	18.4016%	-0.8860%
Ralston Public Schools	\$ 1,516,507,365	\$ -	\$ -	\$ 1,516,507,365	11,159,272	11,199,665	<b>2.285904%</b>	2.3869%	-0.1010%
Bennington Public Schools	\$ 712,444,485	\$ -	\$ 38,298,480	\$ 750,742,965	6,555,150	6,495,241	<b>1.342780%</b>	1.3843%	-0.0415%
Westside Community Schools	\$ 3,241,522,035	\$ -	\$ -	\$ 3,241,522,035	17,845,096	13,701,039	<b>3.655451%</b>	2.9200%	0.7355%
Bellevue Public Schools	\$ -	\$ 2,426,175,792	\$ -	\$ 2,426,175,792	39,887,956	37,422,874	<b>8.170787%</b>	7.9755%	0.1953%
Papillion-LaVista Public Schools	\$ -	\$ 4,113,352,450	\$ -	\$ 4,113,352,450	42,480,091	42,873,175	<b>8.701769%</b>	9.1371%	-0.4353%
Gretna Public Schools	\$ 134,476,450	\$ 1,344,429,903	\$ -	\$ 1,478,906,353	13,831,283	12,942,605	<b>2.833248%</b>	2.7583%	0.0749%
South Sarpy District #46	\$ -	\$ 1,074,296,755	\$ -	\$ 1,074,296,755	5,640,254	5,739,695	<b>1.155369%</b>	1.2232%	-0.0678%
	<b>\$ 36,313,315,535</b>	<b>\$ 11,194,561,629</b>	<b>\$ 38,298,480</b>	<b>\$ 47,546,175,644</b>	<b>\$ 488,177,639</b>	<b>\$ 469,220,896</b>	<b>100.000000%</b>		

**LEARNING COMMUNITY INFORMATION**

LC Property Values	\$ 36,313,315,535	\$ 11,194,561,629	\$ 38,298,480	\$ 47,546,175,644
LC GF Common Levy (\$0.90 - \$0.95)	\$ 0.95	\$ 0.95	\$ 0.95	\$ 0.95
LC GF Common Levy Receipts (100%)	\$ 344,976,498	\$ 106,348,335	\$ 363,836	\$ 451,688,668.62
LC GF Common Levy Receipts (99%)	<b>\$ 341,526,733</b>	<b>\$ 105,284,852</b>	<b>\$ 360,197</b>	<b>\$ 447,171,781.93</b>

<u>DISTRIBUTIONS TO DISTRICTS</u>	<u>Douglas County Gen. Fund Distribution</u>	<u>Sarpy County Gen. Fund Distribution</u>	<u>Washington County Gen. Fund Distribution</u>	<u>\$0.95 Gen. Fund Distribution</u>	<u>1% County Collection</u>	<u>General Fund Common Levy Net Distribution</u>	<u>FY11 Net Dis</u>	
Omaha Public Schools	\$ 167,072,775.58	\$ 51,504,701.66	\$ 176,206.26	\$ 218,753,683.50	\$ 2,187,536.84	<b>\$ 216,566,146.67</b>	<b>212,129,339.41</b>	\$ 4,436,807.26
Elkhorn Public Schools	\$ 17,778,894.97	\$ 5,480,825.22	\$ 18,750.83	\$ 23,278,471.02	\$ 232,784.71	<b>\$ 23,045,686.31</b>	<b>22,163,023.20</b>	\$ 882,663.11
DC West Community Schools	\$ 2,605,444.30	\$ 803,198.67	\$ 2,747.88	\$ 3,411,390.85	\$ 34,113.91	<b>\$ 3,377,276.94</b>	<b>3,506,236.19</b>	\$ (128,959.25)
Millard Public Schools	\$ 60,424,683.52	\$ 18,627,542.92	\$ 63,727.96	\$ 79,115,954.40	\$ 791,159.54	<b>\$ 78,324,794.86</b>	<b>81,316,249.90</b>	\$ (2,991,455.04)
Ralston Public Schools	\$ 7,885,831.64	\$ 2,431,020.88	\$ 8,316.93	\$ 10,325,169.45	\$ 103,251.69	<b>\$ 10,221,917.76</b>	<b>10,547,484.70</b>	\$ (325,566.94)
Bennington Public Schools	\$ 4,632,274.47	\$ 1,428,023.89	\$ 4,885.51	\$ 6,065,183.87	\$ 60,651.84	<b>\$ 6,004,532.03</b>	<b>6,117,009.70</b>	\$ (112,477.67)
Westside Community Schools	\$ 12,610,448.11	\$ 3,887,511.69	\$ 13,299.83	\$ 16,511,259.63	\$ 165,112.60	<b>\$ 16,346,147.03</b>	<b>12,903,198.76</b>	\$ 3,442,948.27
Bellevue Public Schools	\$ 28,187,295.47	\$ 8,689,496.17	\$ 29,728.23	\$ 36,906,519.87	\$ 369,065.20	<b>\$ 36,537,454.67</b>	<b>35,243,660.81</b>	\$ 1,293,793.86
Papillion-LaVista Public Schools	\$ 30,019,058.05	\$ 9,254,186.53	\$ 31,660.13	\$ 39,304,904.71	\$ 393,049.05	<b>\$ 38,911,855.66</b>	<b>40,376,579.42</b>	\$ (1,464,723.76)
Gretna Public Schools	\$ 9,774,039.43	\$ 3,013,112.00	\$ 10,308.36	\$ 12,797,459.79	\$ 127,974.60	<b>\$ 12,669,485.19</b>	<b>12,188,929.38</b>	\$ 480,555.81
South Sarpy District #46	\$ 3,985,752.04	\$ 1,228,715.86	\$ 4,203.64	\$ 5,218,671.54	\$ 52,186.72	<b>\$ 5,166,484.82</b>	<b>5,405,460.43</b>	\$ (238,975.61)
Total Amount Levied	\$ 344,976,497.58	\$ 106,348,335.49	\$ 363,835.56	\$ 451,688,668.63	\$ 4,516,886.69	<b>\$ 447,171,781.94</b>		
County Collection Fee	<u>3,449,764.98</u>	<u>1,063,483.35</u>	<u>3,638.36</u>	<u>4,516,886.69</u>				
Net amount to be Collected	<b><u>341,526,732.60</u></b>	<b><u>105,284,852.14</u></b>	<b><u>360,197.20</u></b>	<b><u>447,171,781.94</u></b>				

## 2011-2012 State Aid Certification

	OPS	Elkhorn	DC West	Millard	Ralston	Bennington	Westside	Bellevue	Papillion	Gretna	South Sarpy	Learning Community
<b>Total Formula Students</b>	47,295.80	5,584.40	648.11	22,168.17	2,918.07	1,321.39	5,936.01	9,573.76	9,919.52	3,009.60	976.11	<b>109,350.94</b>
<b>Formula Needs Calculation</b>												
Special Education Allowance	31,419,422	2,788,168	512,666	13,174,727	2,335,794	421,958	2,964,374	6,269,088	6,307,088	1,357,035	804,224	<b>68,354,544</b>
Transportation Allowance	12,877,989	452,748	192,944	1,423,285	-	112,144	239,700	1,229,364	410,127	443,436	368,921	<b>17,750,657</b>
Poverty Allowance	40,026,760	59,925	190,271	488,750	850,000	20,525	255,000	960,490	473,889	52,183	26,674	<b>43,404,467</b>
LEP Allowance	15,370,661	246,994	32,817	786,250	482,789	36,723	320,896	377,901	479,749	41,126	-	<b>18,175,906</b>
DETA Allowance	881,360	47,243	27,892	693,620	108,384	11,819	388,551	-	69,981	11,876	23,604	<b>2,264,331</b>
Elementary Site Allowance	-	-	-	-	-	-	-	-	-	-	-	-
Class Size Allowance	15,675,119	1,657,711	395,675	6,133,905	1,323,918	960,122	2,300,918	3,769,230	4,397,434	2,004,630	391,925	<b>39,010,588</b>
Summer School Allowance	14,331,030	178,921	5,180	462,047	65,950	43,435	295,678	1,953,190	361,429	-	-	<b>17,696,861</b>
Instructional Time Allowance	-	123,639	-	-	-	-	348,002	2,584,913	-	-	-	<b>3,056,553</b>
Teacher Education Allowance	-	1,504,350	161,246	3,728,516	712,971	363,526	1,964,876	1,452,955	1,347,703	439,760	194,568	<b>11,870,472</b>
Basic Funding	321,007,544	37,133,607	5,290,794	149,374,218	19,282,649	9,390,695	39,701,028	64,022,097	66,752,333	19,954,200	7,341,193	<b>739,250,359</b>
Local Choice Adjustment	-	-	-	-	-	-	-	-	-	-	-	-
System Averaging Adjustment	8,587,733	1,706,101	-	5,002,870	1,000,505	-	1,607,046	2,311,004	2,317,519	971,827	-	<b>23,504,603</b>
Student Growth Adjustment	-	2,009,586	-	938,905	-	621,834	-	-	1,026,400	683,308	71,449	<b>5,351,481</b>
New School Adjustment	-	1,935,011	-	138,808	-	213,200	-	-	-	-	-	<b>2,287,019</b>
LC Transportation Adjustment	1,451,187	27,000	24,804	519,000	132,929	9,000	330,000	408,000	730,625	12,240	27,810	<b>3,672,595</b>
Poverty Correction Adjustment	-	-	(28,780)	-	-	(2,404)	-	(85,802)	-	-	-	<b>(116,986)</b>
LEP Correction Adjustment	-	-	-	-	-	-	-	-	-	-	-	-
Student Growth Correction	-	109,034	-	282,459	-	488,036	-	-	(141,922)	430,331	-	<b>1,167,938</b>
<b>Total Calculated Formula Needs</b>	<b>461,628,805</b>	<b>49,980,038</b>	<b>6,805,511</b>	<b>183,147,360</b>	<b>26,295,890</b>	<b>12,690,614</b>	<b>50,716,068</b>	<b>85,252,429</b>	<b>84,532,354</b>	<b>26,401,950</b>	<b>9,250,368</b>	<b>996,701,388</b>
Formula Needs Stabilization	-	-	919,036	4,198,934	487,208	-	5,083,166	-	-	-	2,456,466	<b>13,144,810</b>
<b>Total Formula Needs</b>	<b>461,628,805</b>	<b>49,980,038</b>	<b>7,724,547</b>	<b>187,346,295</b>	<b>26,783,097</b>	<b>12,690,614</b>	<b>55,799,234</b>	<b>85,252,429</b>	<b>84,532,354</b>	<b>26,401,950</b>	<b>11,706,834</b>	<b>1,009,846,198</b>
<b>Formula Resources Calculation</b>												
Valuation (Oct 2010 Cert Adj Value Report)	19,149,341,187	3,668,815,358	689,533,159	9,065,312,639	1,488,536,429	708,450,847	3,225,901,375	2,391,391,888	4,027,791,487	1,421,744,060	1,049,321,370	<b>46,886,139,799</b>
Yield From Local Efforts	199,057,402	38,137,336	7,167,697	94,233,925	15,473,336	7,364,347	33,533,245	24,858,519	41,868,893	14,779,030	10,907,696	<b>487,381,423</b>
Net Option Funding	-	-	-	8,555,985	1,875,990	-	12,160,827	6,150,304	397,268	-	-	<b>29,140,374</b>
Allocated Income Tax Funds	4,618,611	789,023	204,363	2,111,331	178,656	169,589	545,144	621,777	790,624	281,239	122,114	<b>10,432,470</b>
Other Actual Receipts	68,598,939	7,924,162	1,416,985	29,781,892	4,652,579	1,853,136	6,856,170	10,249,138	12,975,853	3,643,815	2,100,538	<b>150,053,206</b>
Minimum Levy Adjustment	-	-	-	-	-	-	-	-	-	-	-	-
Retirement Aid	2,520,666	214,404	42,264	968,198	155,513	46,417	312,306	509,222	463,682	114,332	58,500	<b>5,405,504</b>
<b>Total Formula Resources</b>	<b>274,795,617</b>	<b>47,064,924</b>	<b>8,831,309</b>	<b>135,651,331</b>	<b>22,336,074</b>	<b>9,433,489</b>	<b>53,407,692</b>	<b>42,388,960</b>	<b>56,496,319</b>	<b>18,818,416</b>	<b>13,188,847</b>	<b>682,412,977</b>
<b>State Aid Calculation</b>												
Equalization Aid	186,833,188	2,915,114	-	51,694,964	4,447,023	3,257,125	2,391,543	42,863,469	28,036,035	7,583,535	-	<b>330,021,996</b>
Net Option Funding	-	-	-	8,555,985	1,875,990	-	12,160,827	6,150,304	397,268	-	-	<b>29,140,374</b>
Allocated Income Tax Funds	4,618,611	789,023	204,363	2,111,331	178,656	169,589	545,144	621,777	790,624	281,239	122,114	<b>10,432,470</b>
Retirement Aid	2,520,666	214,404	42,264	968,198	155,513	46,417	312,306	509,222	463,682	114,332	58,500	<b>5,405,504</b>
Non-Equalized Minimum Levy Adjustment	-	-	-	-	-	-	-	-	-	-	-	-
Total State Aid Calculated	193,972,465	3,918,541	246,627	63,330,477	6,657,182	3,473,132	15,409,819	50,144,772	29,687,609	7,979,106	180,614	<b>375,000,344</b>
Prior Year (2010/11) State Aid Correction	(363,972)	(39,407)	(6,090)	(147,714)	(21,117)	(10,006)	(43,995)	(67,218)	(66,650)	(20,817)	(9,230)	<b>(796,216)</b>
<b>Total State Aid</b>	<b>193,608,493</b>	<b>3,879,134</b>	<b>240,537</b>	<b>63,182,763</b>	<b>6,636,065</b>	<b>3,463,126</b>	<b>15,365,824</b>	<b>50,077,554</b>	<b>29,620,959</b>	<b>7,958,289</b>	<b>171,384</b>	<b>374,204,128</b>
Previous Year State Aid (2010/11)	203,866,248	5,012,319	158,706	76,330,585	8,950,840	4,186,965	15,878,978	52,553,659	34,306,718	7,872,338	163,540	<b>409,280,895</b>

	<b>Learning Community State Aid</b>	<b>Individual District State Aid *</b>
Omaha Public Schools	156,604,505	193,608,493
Elkhorn Public Schools	16,896,890	3,879,134
DC West Community Schools	2,620,587	240,537
Millard Public Schools	72,057,188	63,182,763
Ralston Public Schools	10,971,246	6,636,065
Bennington Public Schools	4,282,328	3,463,126
Westside Community Schools	31,097,968	15,365,824
Bellevue Public Schools	35,115,335	50,077,554
Papillion-LaVista Public Schools	29,076,411	29,620,959
Gretna Public Schools	8,926,853	7,958,289
South Sarpy District #46	3,966,042	171,384
	<u>371,615,353</u>	<u>374,204,128</u>
Negative equalization aid for DC West and South Sarpy #46	<u>2,588,775</u>	
	<u><u>374,204,128</u></u>	

\* As reported on the 2011/2012 State Aid Certification forms as reported by the Nebraska Department of Education

<u>DISTRICT</u>	<u>Formula Students</u>	<u>Special Building Common Levy Distribution Ratio</u>
Omaha Public Schools	47,295.80	<b>43.251389%</b>
Elkhorn Public Schools	5,584.40	<b>5.106861%</b>
DC West Community Schools	648.11	<b>0.592688%</b>
Millard Public Schools	22,168.17	<b>20.272501%</b>
Ralston Public Schools	2,918.07	<b>2.668537%</b>
Bennington Public Schools	1,321.39	<b>1.208394%</b>
Westside Community Schools	5,936.01	<b>5.428403%</b>
Bellevue Public Schools	9,573.76	<b>8.755078%</b>
Papillion-LaVista Public Schools	9,919.52	<b>9.071271%</b>
Gretna Public Schools	3,009.60	<b>2.752240%</b>
South Sarpy District #46	976.11	<b>0.892640%</b>
	<hr/> 109,350.94	<hr/> <b>100.000000%</b>