



BOARD OF EDUCATION
MEETING



OCTOBER 17, 2011

BOARD OF EDUCATION
MILLARD PUBLIC SCHOOLS
OMAHA, NEBRASKA

BOARD MEETING
6:00 P.M.

STROH ADMINISTRATION CENTER
5606 SOUTH 147th STREET
OCTOBER 17, 2011

AGENDA

A. Call to Order

The Public Meeting Act is posted on the Wall and Available for Public Inspection

B. Pledge of Allegiance

C. Roll Call

D. Public Comments on agenda items – This is the proper time for public questions and comments on agenda items only. Please make sure a request form is given to the Board President before the meeting begins.

E. Routine Matters

1. *Approval of Board of Education Minutes – October 3, 2011
2. *Approval of Special Board of Education Minutes – October 6, 2011
3. *Approval of Bills
4. *Receive the Treasurer's Report and Place on File

F. Information Items

1. Superintendent's Comments
2. Board Comments/Announcements
3. Report from Student Representatives

G. Unfinished Business:

H. New Business

1. Approval to Enter into Collective Bargaining Negotiation with the Millard Education Association for 2012-2013
2. Appointment of Negotiations Team for Teachers Contract
3. *Reaffirm Policy 1347 – Community Relations – Smoking and Use of Tobacco
4. *Reaffirm Rule 1347.1 – Community – Smoking and Using Tobacco
5. *Reaffirm Policy 4110 – Human Resources – Personnel Records
6. Approval of Rule 4110.1 – Human Resources – Personnel Records
7. Approval of Rule 4110.2 – Human Resources – Personnel Records Retention
8. *Reaffirm Policy 4172 – Human Resources – Smoking and Use of Tobacco
9. *Reaffirm Rule 4172.1 – Human Resources – Smoking and Using Tobacco
10. Litigation (Executive Session)

I. Reports

1. International Baccalaureate Report 2010-2011
2. Quarterly Investment Report
3. Quarterly Maintenance and Operation Report
4. Quarterly Food Service Report
5. Summer Construction Projects Report
6. Personnel Report

J. Future Agenda Items/Board Calendar.

1. Bond Presentation at 6:30 p.m. October 18, 2011 at Millard South High School
2. Bond Presentation at 6:30 p.m. October 20, 2011 at Millard North High School
3. Bond Presentation at 6:30 p.m. October 24, 2011 at Millard West High School
4. Board of Education Meeting on Monday, November 7, 2011 at 6:00 p.m. at the Don Stroh Administration Center, 5606 South 147th Street

Agenda
October 17, 2011
Page 2

5. Committee of the Whole Meeting on Monday, November 14, 2011 at 6:00 p.m. at the Don Stroh Administration Center, 5606 South 147th Street
6. NASB State Education Conference November 16-18, 2011 at the LaVista Embassy Suite Conference Center, 12520 Westport Parkway
7. Board of Education Meeting on Monday, November 21, 2010, 2011 at 6:00 p.m. at the Don Stroh Administration Center, 5606 South 147th Street
8. Board of Education Meeting on Monday, December 5, 2011 at 6:00 p.m. at the Don Stroh Administration Center, 5606 South 147th Street
9. Board of Education Meeting on Monday, December 19, 2011 at 6:00 p.m. at the Don Stroh Administration Center, 5606 South 147th Street

K. Public Comments - This is the proper time for public questions and comments on any topic. Please make sure a request form is given to the Board President before the meeting begins.

L. Adjournment:

All items indicated by an asterisk (*) will comprise the Consent Agenda and may be acted on in a single motion. Items may be deleted from the Consent Agenda by request of any board member.

BOARD OF EDUCATION
MILLARD PUBLIC SCHOOLS
OMAHA, NEBRASKA

BOARD MEETING
6:00 P.M.

STROH ADMINISTRATION CENTER
5606 SOUTH 147TH STREET
OCTOBER 17, 2011

ADMINISTRATIVE MEMORANDUM

A. Call to Order

The Public Meeting Act is posted on the Wall and Available for Public Inspection

B. Pledge of Allegiance

C. Roll Call

D. Public Comments on agenda items - This is the proper time for public questions and comments on agenda items only. Please make sure a request form is given to the Board President prior to the meeting.

*E.1. Motion by _____, seconded by _____, to approve the Board of Education Minutes – October 3, 2011 (See enclosure.)

*E.2. Motion by _____, seconded by _____, to approve the Special Board of Education Minutes – October 6, 2011 (See enclosure.)

*E.3. Motion by _____, seconded by _____, to approve the bills. (See enclosures.)

*E.4. Motion by _____, seconded by _____, to receive the Treasurer's Report and Place on File. (See enclosure.)

F.1. Superintendent's Comments

F.2. Board Comments/Announcements

F.3. Report from Student Representatives

H.1. Motion by _____, seconded by _____, that the District recognize the MEA as the collective bargaining agent for teachers in the District; and further that the District meet and confer with the MEA to negotiate the FYE13 employment contract for said employee group at times and places mutually agreed to by the parties (See enclosure.)

H.2. Motion by _____, seconded by _____, that the Board appoint Ken Fossen, Duncan Young, Jim Sutfin and Chad Meisgeier for the District's negotiations team for collective bargaining related to the FYE13 employment contract for teachers; and that the Board appoint Chad Meisgeier as the lead negotiator for the team (See enclosure.)

*H.3. Motion by _____, seconded by _____, to reaffirm Policy 1347 – Community Relations – Smoking and Use of Tobacco (See enclosure.)

*H.4. Motion by _____, seconded by _____, to reaffirm Rule 1347.1 – Community – Smoking and Using Tobacco (See enclosure.)

*H.5. Motion by _____, seconded by _____, to reaffirm Policy 4110 – Human Resources – Personnel Records (See enclosure.)

H.6. Motion by _____, seconded by _____, to approve Rule 4110.1 – Human Resources – Personnel Records (See enclosure.)

H.7. Motion by _____, seconded by _____, to approve Rule 4110.2 – Human Resources – Personnel Records Retention (See enclosure.)

Administrative Memorandum
 October 17, 2011
 Page 2

- *H8. Motion by _____, seconded by _____, to reaffirm Policy 4172 – Human Resources – Smoking and Use of Tobacco (See enclosure.)
- *H.9. Motion by _____, seconded by _____, to reaffirm Rule 4172.1 – Human Resources – Smoking and Using Tobacco (See enclosure.)
- H.10. Litigation (Executive Session)

I. Reports:

1. International Baccalaureate Report 2010-2011
2. Quarterly Investment Report
3. Quarterly Maintenance and Operation Report
4. Quarterly Food Service Report
5. Summer Construction Projects Report
6. Personnel Report

J. Future Agenda Items/Board Calendar

1. Bond Presentation at 6:30 p.m. October 18, 2011 at Millard South High School
2. Bond Presentation at 6:30 p.m. October 20, 2011 at Millard North High School
3. Bond Presentation at 6:30 p.m. October 24, 2011 at Millard West High School
4. Board of Education Meeting on Monday, November 7, 2011 at 6:00 p.m. at the Don Stroh Administration Center, 5606 South 147th Street
5. Committee of the Whole Meeting on Monday, November 14, 2011 at 6:00 p.m. at the Don Stroh Administration Center, 5606 South 147th Street
6. NASB State Education Conference November 16-18, 2011 at the LaVista Embassy Suite Conference Center, 12520 Westport Parkway
7. Board of Education Meeting on Monday, November 21, 2010, 2011 at 6:00 p.m. at the Don Stroh Administration Center, 5606 South 147th Street
8. Board of Education Meeting on Monday, December 5, 2011 at 6:00 p.m. at the Don Stroh Administration Center, 5606 South 147th Street
9. Board of Education Meeting on Monday, December 19, 2011 at 6:00 p.m. at the Don Stroh Administration Center, 5606 South 147th Street

- K. Public Comments - This is the proper time for public questions and comments on any topic. Please make sure a request form is given to the Board President before the meeting begins.
- L. Adjournment All items indicated by an asterisk (*) will comprise the Consent Agenda and may be acted on in a single motion. Items may be deleted from the Consent Agenda by request of any board member.

MILLARD PUBLIC SCHOOLS SCHOOL DISTRICT NO. 17

A meeting was held of the Board of Education of the School District No. 17, in the County of Douglas in the State of Nebraska. The meeting was convened in open and public session at 6:00 p.m., Monday, October 3, 2011, at the Don Stroh Administration Center, 5606 South 147th Street.

Present: Dave Anderson, Mike Pate, Mike Kennedy, Linda Poole, Todd Clarke, and Patrick Ricketts

Notice of this meeting was given in advance thereof by publication in the Daily Record on Friday, September 30, 2011; a copy of the publication is being attached to these minutes. Notice of this meeting was given to all members of the Board of Education and a copy of their Acknowledgment of Receipt of Notice and the agenda are attached to these minutes. Availability of the agenda was communicated in advance notice and in the notice of the Board of Education of this meeting. All proceedings hereafter shown were taken while the convened meeting was open to the attendance of the public.

At 6:00 p.m. Dave Anderson called the meeting to order and announced the Public Meeting Act is posted on the wall and available for public inspection. Mr. Anderson asked everyone to say the Pledge of Allegiance

Roll call was taken and all members were present.

Motion by Mike Kennedy, seconded by Patrick Ricketts, to approve the Board of Education Minutes from September 19, 2011, the, to approve the bills, and receive the treasurer's report and place on file, upon roll call vote, all members voted aye. Motion carried.

Employees of the Month for October were Tyler Berzina, science teacher, Millard West High School and Sixto Vasquez, custodian at Black Elk Elementary.

Superintendent's Comments:

- 1 Reminder of the Special Board meeting on Thursday to amend the budget and levy.
- 2 The National Federation of Urban Suburban School Districts conference begins this week end.
- 3 There was a meeting with a parent from the Millard Parent Society and tried to answer her questions about attendance policies. It was a good meeting.
- 4 The County Attorney called and said he will not require letters to go out to parents who have students missing 5, 10, or 15 days, so the District's attendance policy will come back to the Board for a revision.

Board Comments:

Todd Clarke reported that a small parent organization at Millard West has purchased 400 copies of the book called *Raising a Drug Free Kid* and distributed them to freshman parents, they will sponsor five speakers to present on drugs, suicide, and coping with other problems, this past week they sponsored an activity that was attended by 954 students from Millard West, which the parent group was expecting around 300 students. The group has three other social activities planned for the students this school year.

Mr. Anderson asked about the speaker series if the other schools could come. Mr. Clarke said initially they are planning for Millard West students, but did say he would check to see if other schools could attend. He did request that if anyone wanted to provide donations they would be helpful.

Mike Kennedy congratulated Mr. Clarke in sponsoring the activity, and said this shows there is a lack of these types of activities for students.

Board of Education Minutes
October 3, 2011
Page 2

Mr. Kennedy reported that the Learning community will not have election boundary maps available until their October 20th Learning Community meeting. Mr. Kennedy said no one will explain what happened when they went into Executive Session, but was told they didn't discuss the election maps. Mr. Kennedy did make a request of Mr. Pate if he would be able to find out what exactly happened during the meeting in regards to the election maps and if they would become available to see he would let the board know.

Mr. Pate said he has asked for minutes of the executive session conducted by the Learning Community, but has not received an answer yet. He would not be able to come out public with what happened in executive session. Mr. Pate said he has a real concern that there is a close knit group in the Learning Community, being the Executive Committee, that seems to dictate what goes on, and this group is dictating how the election boundaries are drawn. These decision should be made with the whole Learning Community board, not just a small inside group, and should be public information and the public's business. Mr. Pate said has not seen a copy of the election boundary maps to date, but will share when he does receive the information.

Mr. Pate informed the board the diversity task force met and talked about approval of Wilson Elementary in the Omaha Public Schools, that was identified as a focus school program. Mr. Pate was impressed with the program and curriculum was very well done, it includes extended days, and other innovative ideas. The Diversity Task Force approved the focus school program and will now go to the full Learning Community board for final approval on October 20th.

Mr. Pate said he wanted to thank Millard South for asking him to be the key note speaker at the National Honor Society induction. He said it was quite a celebration.

Linda Poole also thanked Todd Clarke for being involved in establishing the 5th Quarter at Millard West. She had heard many good comments, and was glad for the help to keep the Millard schools drug and alcohol free.

Mrs. Poole attended, along with Dave Anderson, the National Honor Society's induction, and thanked Millard South's administration for asking them to help hand out the awards at this event.

Pat Ricketts thanked Mr. Clarke for his great work, and had heard many good comments about the 5th Quarter endeavors.

Mr. Ricketts is appreciative of the administrations being proactive in the communication that is taken as it relates to the Learning Community.

Mr. Ricketts said he plans on being at the meeting on Thursday, unless some family obligation would prevent it.

Dave Anderson reported he attended the National School Boards Association western region meeting as an officer with the Nebraska Association of School Boards. He said it was agenda items from the federal level. One of the speakers was the Director of Economic and Education for the National Governor's Association, and she was very complimentary to Governor Heineman as the head of the Governor's Association. The speaker provided what impact the economic issues and times have had on a state-by-state basis. After her talk, she said at this time the economic timeline looks flat through 2013- 2015, with some signs of improvement, but did predict not much positive economic news until around 2016-2018.

Mr. Anderson encouraged members of the Board of Education to attend the NASB Area Membership meeting and the NASB State Education Conference.

Yan Zhang, student representative from Millard West High School, and Ryan Hogan, student representative from Millard South reported on the schools activities in academics and athletic for the last couple of weeks.

Mike Pate provided the final reading of Policy 6001 – Curriculum, Instruction, and Assessment – Millard Education Program. Motion by Mike Pate, seconded by Mike Kennedy, to approve Policy 6001 – Curriculum, Instruction, and Assessment – Millard Education Program, upon roll call vote, all members voted aye. Motion carried.

Board of Education Minutes
October 3, 2011
Page 3

Motion by Linda Poole, seconded by Pat Ricketts, to appoint Keith Lutz as the official representative to ESU #3, upon roll call vote, all members voted aye. Motion carried.

Motion by Mike Pate, seconded by Mike Kennedy, to approve Rule 6001.1 – Curriculum, Instruction, and Assessment – Millard Education Program, upon roll call vote, all members voted aye. Motion carried.

Motion by Linda Poole, seconded by Mike Pate, to reaffirm Policy 8220 – Internal Board Policies – Opportunities for Development, Policy 8230 – Internal Board Policies – Remuneration and Reimbursement, Policy 8270 – Internal Board Policies – Remembrances and Congratulations, Policy 8320 – Internal Board Policies – Formulation of Bylaws, and Policy 8342 – Internal Board Policies – Determining the Agenda, upon roll call vote, all members voted aye. Motion carried.

Dave Anderson delayed Negotiations and Litigation to the end of the meeting for Executive Session.

Report provided were an Enrollment Report, the Summer School Report, and Finance Report.

Future Agenda Items/Board Calendar: The NASB Area Membership Meeting on Wednesday, October 12, 2011 at 5:30 p.m. at the LaVista Embassy Suites Conference Center. A Board of Education Meeting on Monday, October 17, 2011 at 6:30 p.m. at the Don Stroh Administration Center, 5606 South 147th Street. A Bond Presentation will be held at 6:30 p.m. October 18, 2011 at Millard South High School. A Bond Presentation will be held at 6:30 p.m. October 20, 2011 at Millard North High School. A Bond Presentation will be held at 6:30 p.m. October 24, 2011 at Millard West High School. A Board of Education Meeting will be held on Monday, November 7, 2011 at 6:00 p.m. at the Don Stroh Administration Center, 5606 South 147th Street. A Committee of the Whole Meeting will be held on Monday, November 14, 2011 at 6:00 p.m. at the Don Stroh Administration Center, 5606 South 147th Street. The NASB State Education Conference will be November 16-18, 2011 at the LaVista Embassy Suite Conference Center, 12520 Westport Parkway. A Board of Education Meeting will be held on Monday, November 21, 2011 at 6:00 p.m. at the Don Stroh Administration Center, 5606 South 147th Street. A Board of Education Meeting will be held on Monday, December 5, 2011 at 6:00 p.m. at the Don Stroh Administration Center, 5606 South 147th Street. A Board of Education Meeting will be held on Monday, December 19, 2011 at 6:00 p.m. at the Don Stroh Administration Center, 5606 South 147th Street.

Dave Anderson announced the board would go into Executive Session for the purpose of litigation and negotiation.

At 6:56 p.m. a motion by Mike Kennedy, seconded by Mike Pate, to go into for the purpose of litigation and negotiation, upon roll call vote, all members voted aye. Motion carried.

Mr. Anderson said the board would go into Executive Session for the purpose of litigation and negotiation.

Motion by Mike Kennedy, seconded by Mike Pate, to come out of Executive Session, upon roll call vote, all members voted aye. Motion carried.

Dave Anderson adjourned the meeting.

SECRETARY

MILLARD PUBLIC SCHOOLS
SCHOOL DISTRICT NO 17

A special meeting was held of the Board of Education of the School District No. 17, in the County of Douglas in the State of Nebraska. The meeting was convened at 12:00 Noon p.m. Thursday, October 6, 2011, at the Don Stroh Administration Center, 5606 South 147th Street after the Committee of the Whole meeting.

Present: Dave Anderson, Mike Pate, Mike Kennedy, and Todd Clarke

Absent: Linda Poole and Patrick Ricketts

Notice of this meeting was given in advance thereof by publication in the Daily Record on Friday, September 30, 2011; a copy of the publication is being attached to these minutes. Notice of this meeting was given to all members of the Board of Education and a copy of their Acknowledgment of Receipt of Notice and the agenda are attached to these minutes. Availability of the agenda was communicated in advance notice and in the notice of the Board of Education of this meeting. All proceedings hereafter shown were taken while the convened meeting was open to the attendance of the public.

At 12:00 Noon p.m. Dave Anderson called the meeting to order, and asked for a motion to go into Executive Session for the purpose of negotiation.

Roll call was taken and Dave Anderson, Mike Pate, Mike Kennedy, and Todd Clarke were present. Linda Poole and Patrick Ricketts were absent.

Dave Anderson opened the hearing on adopting the Proposed Amended FYE 12 budget. There were no requests from the public to speak. The hearing was closed.

Dave Anderson opened the hearing on the proposed Amended FYE12 Property Tax Request. There were no requests from the public to speak. The hearing was closed.

Motion by Mike Pate, seconded by Mike Kennedy, to adopt the resolution adopting the 2011-2012 Budget, upon roll call vote, all members voted aye. Motion carried.

Motion by Mike Pate, seconded by Mike Kennedy, to the resolution adopting 2011-2012 Final Tax Request, upon roll call vote, all members voted aye. Motion carried.

Dave Anderson adjourned the meeting.

SECRETARY

RESOLUTION ADOPTING 2011-12 BUDGET

**Millard Public Schools
Douglas County, Nebraska
(28-0017)**

WHEREAS, public notice was given at least five days in advance of a Special Public Hearing called for the purpose of discussing, amending, and approving the District's Budget for the 2011-2012 school fiscal year, and

WHEREAS, such Special Public Hearing was held before the Board of Education said school district at the time, date, and place announced in the notice published in a newspaper of general circulation, a copy of which notice and proof of publication is attached hereto as Exhibit A and incorporated herein by this reference, all as required by law; and,

WHEREAS, the Board provided an opportunity to receive comment, information and evidence from persons in attendance at such Special Hearing; and,

WHEREAS, on September 23, 2011 (after the school district filed its 2011-12 budget but prior to the county boards of equalization having set the tax levies for such year) a decision was rendered in *Sarpy County Farm Bureau, et al. v. Learning Community of Douglas and Sarpy Counties, et al.* Doc. CI-10 Page 2509 (Sarpy Co. Dist. Ct. 9-23-11) declaring the Learning Community common levies unconstitutional, and,

WHEREAS, the administration has presented the board with detailed budgets and proposed amendments, if any, for all funds utilized by the District, and,

WHEREAS, the Board, after having reviewed the District's proposed budget and amendments thereto, and, after public consideration of the matter, has determined that the budget for the funds described below is necessary in order to carry out the functions of the District, as determined by the Board for the 2011-2012 school fiscal year.

NOW THEREFORE BE IT RESOLVED as follows:

1. In the event the decision in *Sarpy County Farm Bureau, et al. v. Learning Community of Douglas and Sarpy Counties, et al.* Doc. CI-10 Paged 2509 (Sarpy Co. Dist. Ct. 9-23-11) is stayed or enjoined prior to or at the time of the certification of tax levies by the county board of equalization pursuant to Neb. Rev. Stat. Sections 77-1601 and 79-1075, or in the event that the Sarpy County Board of Equalization levies the amount for the Learning Community for the general fund budget of the member school districts equal to the maximum local effort rate (.95) prescribed in Section 79-1015.01, the budget recommendations of the administration are adopted as submitted. Such budgets include the following total budget disbursements and transfers for each fund described below (as previously adopted by this board):

<u>Fund</u>	<u>Disbursements and Transfers</u>
General Fund	\$ 210,680,828
Depreciation	\$ 5,135,665
Employee Benefit	\$ 25,000,000
Activities	\$ 9,000,000
School Lunch	\$ 13,000,000
Bond Fund	\$ 13,297,780
Special Bldg Fund	\$ 22,467,608
Student Fee	\$ 1,900,000

2. In the event the decision in *Sarpy County Farm Bureau, et al. v. Learning Community of Douglas and Sarpy Counties, et al.* Doc. CI-10 Paged 2509 (Sarpy Co. Dist. Ct. 9-23-11) is not stayed or enjoined prior to or at the time

of the certification of tax levies by the county board of equalization pursuant to Neb. Rev. Stat. Sections 77-1601 and 79-1075, or in the event that the Sarpy County Board of Equalization does not levy the amount for the Learning Community for the general fund budgets of the member school districts equal to the maximum local effort rate (.95), the budget amendment recommendations of the administration are adopted as submitted. Such budgets include the following total budget disbursements and transfers for each fund described below (an amendment of the previously adopted budget):

<u>Fund</u>	<u>Disbursements and Transfers</u>
General Fund	\$ 218,508,800
Depreciation	\$ 5,135,665
Employee Benefit	\$ 25,000,000
Activities	\$ 9,000,000
School Lunch	\$ 13,000,000
Bond Fund	\$ 13,297,780
Special Bldg Fund	\$ 22,467,608
Student Fee	\$ 1,900,000

It was moved by Mike Pate and seconded by Mike Kennedy to adopt the RESOLUTION ADOPTING 2011-12 BUDGET.

Roll Call vote as follows:

Pat Ricketts	YES	NO	<u>ABSENT</u>	ABSTAINED
Linda Poole	YES	NO	<u>ABSENT</u>	ABSTAINED
Dave Anderson	<u>YES</u>	NO	ABSENT	ABSTAINED
Mike Pate	<u>YES</u>	NO	ABSENT	ABSTAINED
Todd Clark	<u>YES</u>	NO	ABSENT	ABSTAINED
Mike Kennedy	<u>YES</u>	NO	ABSENT	ABSTAINED

The undersigned herewith certifies, as Secretary of the Board of Education of the School District #17 of Douglas County, NE (Millard Public Schools), that the above Resolution was duly adopted by a majority of said Board at a duly constituted public meeting of said Board on the 6th day of October, 2011.


Mike Kennedy, Secretary

RESOLUTION ADOPTING 2011-12 FINAL TAX REQUEST
--

Millard Public Schools
Douglas County, Nebraska
(28-0017)

WHEREAS, public notice was given at least five days in advance of a Special Public Hearing called for the purpose of discussing and approving or modifying the above District's Final Tax Requests for the 2011-2012 school fiscal year for the General Fund, Bond Fund, Special Building Fund, and Quality Capital Purpose Undertaking Fund (QCPUF), formerly the Hazardous Material Abatement/Handicapped Accessibility Fund of the school district noted above; and,

WHEREAS, such Special Public Hearing was held before the Board of Education said school district at the time, date, and place announced in the notice published in a newspaper of general circulation, a copy of which notice and proof of publication is attached hereto as Exhibit A and incorporated herein by this reference, all as required by law; and,

WHEREAS, the Board provided an opportunity to receive comment, information and evidence from persons in attendance at such Special Hearing; and,

WHEREAS, on September 23, 2011 (after the school district filed its 2011-12 budget but prior to the county boards of equalization having set the tax levies for such year) a decision was rendered in *Sarpy County Farm Bureau, et al. v. Learning Community of Douglas and Sarpy Counties, et al.* Doc. CI-10 Page 2509 (Sarpy Co. Dist. Ct. 9-23-11) declaring the Learning Community common levies unconstitutional, and,

WHEREAS, the Board, after having reviewed the District's Tax Requests for each said fund, and after public consideration of the matter, has determined that the Final Tax Requests as listed below are necessary in order to carry out the functions of the District, as determined by the Board for the 2011-2012 school fiscal year.

NOW THEREFORE BE IT RESOLVED as follows:

1. In the event the decision in *Sarpy County Farm Bureau, et al. V. Learning Community of Douglas and Sarpy Counties, et al.* Doc. CI-10 Page 2509 (Sarpy Co. Dist. Ct. 9-23-11) is stayed or enjoined prior to or at the time of the certification of tax levies by the county board of equalization pursuant to Neb. Rev. Stat. Sections 77-1601 and 79-1075, or in the event that the Sarpy County Board of Equalization levies the amount for the Learning Community for the general fund budget of the member school districts equal to the maximum local effort rate (.95) prescribed in Section 79-1015.01, the following Final Tax Request is adopted (as previously adopted by this board):

<u>Fund</u>	<u>Tax Request</u>	<u>Tax Rate</u>
General Fund	\$ 8,244,283	\$0.09000
Bond Fund	\$ 14,656,505	\$0.16000
Special Bldg Fund	\$ 916,031	\$0.01000
QCPUF	\$ -0-	\$ -0-

2. In the event the decision in *Sarpy County Farm Bureau, et al. v. Learning Community of Douglas and Sarpy Counties, et al.* Doc. CI-10 Paged 2509 (Sarpy Co. Dist. Ct. 9-23-11) is not stayed or enjoined prior to or at the time of the certification of tax levies by the county board of equalization pursuant to Neb. Rev. Stat. Sections 77-1601 and 79-1075, or in the event that the Sarpy County Board of Equalization does not levy the amount for the Learning Community for the general fund budgets of the member school districts equal to the maximum local effort rate (.95), the following Final Tax Request is adopted (and the previously adopted Request is withdrawn):


<u>Fund</u>	<u>Tax Request</u>	<u>Tax Rate</u>
General Fund	\$ 95,267,279	\$1.04000
Bond Fund	\$ 14,656,505	\$0.16000
Special Bldg Fund	\$ 916,031	\$0.01000
QCPUF	\$ -0-	\$ -0-

It was moved by Mike Pate and seconded by Mike Kennedy to adopt the RESOLUTION ADOPTING 2011-12 FINAL TAX REQUEST.

Roll Call vote as follows:

Pat Ricketts	YES	NO	<u>ABSENT</u>	ABSTAINED
Linda Poole	YES	NO	<u>ABSENT</u>	ABSTAINED
Dave Anderson	<u>YES</u>	NO	ABSENT	ABSTAINED
Mike Pate	<u>YES</u>	NO	ABSENT	ABSTAINED
Todd Clark	<u>YES</u>	NO	ABSENT	ABSTAINED
Mike Kennedy	<u>YES</u>	NO	ABSENT	ABSTAINED

The undersigned herewith certifies, as Secretary of the Board of Education of the School District #17 of Douglas County, NE (Millard Public Schools), that the above Resolution was duly adopted by a majority of said Board at a duly constituted public meeting of said Board on the 6th day of October, 2011.



 Mike Kennedy, Secretary

Millard Public Schools
October 17, 2011

Millard Public Schools

15

Check Register**Prepared for the Board Meeting of October 17, 2011**

Check No	Vend No	Vendor Name	Amount
327784	011651	AMERICAN EXPRESS	4,721.37
327785	138853	COLLABORATIVE PD LLC	246.65
327786	132240	EDUCATION LOGISTICS, INC	438.75
327787	108193	NATIONAL FEDERATION OF HIGH SCHOOLS	245.00
327788	132625	NE SPEECH COMMUNICATION & THEATRE	50.00
327789	138852	PETTY CASH/MILLARD WEST	100.00
327791	138504	TODD L REESON	50.00
327792	130044	SCHOOL SOCIAL WORK ASSN OF NE	25.00
327793	098765	SECURITY BENEFIT LIFE INS CO	792.50
327796	131446	TOSHIBA AMERICA INFO SYS INC	91.00
327797	068834	UNIVERSITY OF NEBRASKA-LINCOLN	130.00
327798	135863	RUDOLPH A VLCEK III	100.00
327815	132240	EDUCATION LOGISTICS, INC	5,937.50
327816	138858	RONALD W GUSTAFSON	2,500.00
327817	138858	RONALD W GUSTAFSON	1,000.00
327819	137753	MILT'S GOLF CENTER	64.00
327820	068840	UNIVERSITY OF NEBRASKA AT OMAHA	64.00
327821	099997	WESTSIDE HIGH SCHOOL	175.00
327822	130625	SUE Z. BEERS	3,000.00
387829	010083	ATS MOBILE TELEPHONE CO INC	75.69
387830	138233	FRANK W ATWATER	7.50
387831	136956	RAYMOND J SAVARD	3,000.00
387834	138613	CENTRAL SALES INC	458.88
387835	132271	ERIK P CHAUSSEE	1,029.50
387836	106836	KEVIN J CHICK	1,029.50
387837	130246	KATHLEEN CLIFFORD	47.07
387838	108436	COX COMMUNICATIONS INC	42.76
387839	106893	CULLIGAN WATER CONDITIONING	58.15
387840	136988	CHERYL A CURTIS	368.83
387841	133737	SUSAN L DEROY	342.90
387842	109850	DEX MEDIA EAST LLC	236.45
387844	138860	DOUGLAS W FRANK	188.16
387845	134623	BRENDA K GRAUMANN	16.28
387846	138870	SARAH A HAEFNER	13.96
387847	108273	MARGARET HEBENSTREIT PT	10.68
387848	048517	GREENWOOD PUBLISHING GROUP INC	75.00
387849	134807	MONICA A HUTFLES	53.49
387850	133397	HY-VEE INC	1,529.15
387851	135004	HY-VEE INC	455.44
387852	049851	HY-VEE INC	1,034.51
387853	F03011	INTERNATIONAL BACCALAUREATE ORG.	118.65
387855	135931	JEFFREY S KERNS	1,029.50
387856	137689	MELISSA A KOSCH	101.75
387857	134864	BRIDGET K KOWAL	74.76
387859	136518	JANET L LARSON	207.90
387861	136704	ROBERT A MARCEAU	74.60

Date: 10/12/2011

Millard Public Schools

16

Check Register

Prepared for the Board Meeting of October 17, 2011

Check No	Vend No	Vendor Name	Amount
387862	138862	JARITZA MEDINA	200.00
387863	106393	WALTER B MERTZ	62.56
387864	131309	MIDWEST IB SCHOOLS	175.00
387865	130605	SHERYL K MOELLER	37.57
387866	066185	MOSS ENTERPRISES INC	45,187.00
387867	107539	MUELLER ROBAK LLC	12,500.00
387868	137052	DEVONYE J MULLINS	9.98
387869	132854	NATIONAL SAFETY COUNCIL	40.00
387870	138863	KAREN L NAYLOR	74.70
387871	109843	NEXTEL PARTNERS INC	914.36
387872	136759	ROSHNI R NORONHA	50.00
387876	138288	PAPIO TRANSPORT SCHOOL SERVICE INC	23,070.00
387877	130721	MARY J PILLE	186.27
387879	137470	AMBER E RIPA	378.50
387880	138864	ALEX SCHEIDELER	200.00
387881	137965	SUSAN K SCHILTZ	40.32
387882	130758	BARBARA E SHEPPARD	95.34
387883	109822	BRAD D SULLIVAN	1,056.05
387884	136515	DYLAN SUTTON	200.00
387885	132493	GREGORY E TIEMANN	2,633.30
387886	131819	JEAN R UBBELOHDE	54.80
387887	090242	UNITED PARCEL SERVICE	274.26
387888	133061	JACKIE L WHISENHUNT	50.00
387889	130745	PATRICIA H WRIGHT	51.25
387890	096200	YOUNG & WHITE	22,508.09
Total for GENERAL FUND			141,461.18
23239	137889	SARAH J BANIK	125.10
23240	135057	KATHERINE L BOYLE	28.31
23241	138827	ANTHONY J CLARK	83.40
23242	137669	JILL M EADES	20.32
23243	138039	JASON FIGGINS	41.70
23244	138040	JUSTIN FIGGINS	27.80
23245	137000	MARLEY J FLEMING	132.05
23246	137730	PRESTON A GOCKE	27.80
23247	138466	DREW A GRANDGENETT	31.28
23248	138574	LAUREN N GRIEB	27.80
23249	102229	ROWAN W LANG	149.85
23250	137633	ANGELA M LEUSCHEN	22.20
23251	138334	ZAKARY R LINES	27.80
23252	137729	AVERY K LOVGREN	27.80
23253	137251	ANDREW E LUCAS JR	59.08
23254	138824	TRAYTAISA S MAYFIELD	83.40
23255	138865	JOSHUA C MESSICK	6.95
23256	136279	MILLARD PUBLIC SCHOOL CLEARING ACCT	643.35
23257	137786	SOPHIA O NICHOLS	20.85
23258	102445	EDRIE K PEARCE	203.13

Date: 10/12/2011

Millard Public Schools

17

Check Register

Prepared for the Board Meeting of October 17, 2011

Check No	Vend No	Vendor Name	Amount
23259	138825	ASHLEY M PETERS	13.90
23260	138826	CONNOR J ROTERT	83.40
23261	138336	DALTON J RYAN	41.70
23262	138083	SAMSON SANDERS	72.98
23263	132047	BARBARA J SHIFFERMILLER	61.05
23264	136367	KAITLYN C SNODDY	83.40
23265	138491	MARISOL SORIANO	83.40
23266	138866	BRITTANY A STRENGER	20.85
23267	138402	ZEFFREY A TRUSLER	6.95
23268	135739	ELIJAH TYNES	132.05
23269	138867	BRANDI R WASHINGTON	62.55
23270	137785	BRET A WATSON	62.55
23271	137672	CARLY J WHITE	41.70
23272	131241	MARCIA L WILLIAMS	26.68
23273	137003	AUSTIN K WILSON	20.85
23274	138868	JOSHUA E ZACH	41.70
Total for FOOD SERVICE			2,645.68
387843	136245	DONOVAN PROPERTIES LLC	1,689.64
Total for SPECIAL BUILDING			1,689.64
327785	138853	COLLABORATIVE PD LLC	4,053.35
327790	078170	RAINBOW PRESS INC	7,096.00
327791	138504	TODD L REESON	81.25
327794	138544	KEGLER BOWLING LLC	390.00
387832	138869	KRISTEN KATHLEEN BURTON	60.00
387858	121124	LORENE M LARSEN	14.00
387860	138861	MARGO R LIVINGSTON	57.56
Total for GRANT FUND			11,752.16
327795	134633	THERESE STRASESKI	780.00
327814	138151	MADISON BESCH	240.00
327818	138815	JAMES LINEHAN	595.00
387833	138324	REGGIE CARNES	45.00
387854	138351	JOHN E KENNEDY	72.00
387878	130904	JERRY REA	125.00
Total for ACTIVITY FUND			1,857.00
327785	138853	COLLABORATIVE PD LLC	-144.00
327818	138815	JAMES LINEHAN	-47.60
327822	130625	SUE Z. BEERS	-120.00
Total for			-311.60
Report Total			159,094.06

Current Cash Balance Report

Arranged by:

ALL Data

Group ID and Activity Number

Date: 08/01/2011 thru 08/31/2011

Activity Number and Name	Beginning Cash	Receipts	Disbursements	Adjustments	Cash Balance
A General Funds					
100 General	145,845.01	18.17	0.00	692.98	146,556.16
150 Petty Cash	0.00	0.00	0.00	0.00	0.00
170 DSAC Vending	8,841.01	226.05	0.00	0.00	9,067.06
180 Interest Earned - Checking	683.31	9.67	0.00	-692.98	0.00
190 Interest on Savings	0.00	0.00	0.00	0.00	0.00
A General Funds Totals:	155,369.33	253.89	0.00	0.00	155,623.22
B Administrative Custody Accts					
200 Staff Development	0.00	0.00	0.00	0.00	0.00
209 MPS Activities Calendar	15,000.00	5,000.00	15,000.00	0.00	5,000.00
210 Activity Express	71,396.40	3,200.00	9,647.54	0.00	64,948.86
211 Logo Sales	1,117.68	0.00	0.00	0.00	1,117.68
213 Student Showcase	60.00	0.00	0.00	0.00	60.00
215 HAL Field Trips/Preschool	-12,096.07	565.17	0.00	11,536.90	6.00
220 WF Student Donation	5,660.18	230.80	230.80	0.00	5,660.18
225 STOP Hunger	4.84	0.00	0.00	0.00	4.84
230 Hospitality	29.59	0.00	0.00	0.00	29.59
235 Educational Services Hospitality	31.72	0.00	0.00	0.00	31.72
240 NFUSSD	0.00	0.00	0.00	0.00	0.00
245 Paybac	0.00	0.00	0.00	0.00	0.00
B Administrative Custody Accts Totals:	81,204.34	8,995.97	24,878.34	11,536.90	76,858.87
C School Custody Accts					
300 Instrument Rental	57,979.08	0.00	0.00	0.00	57,979.08
310 South Swim Lessons	37,185.00	6,430.00	0.00	0.00	43,615.00
320 North Swim Lessons	22,860.00	5,880.00	0.00	0.00	28,740.00
325 West Swim Lessons	27,980.00	5,390.00	0.00	0.00	33,370.00
330 North Open Swim	0.00	0.00	0.00	0.00	0.00
335 West Open Swim	2,080.00	0.00	0.00	0.00	2,080.00
340 South Open Swim	614.00	897.00	0.00	0.00	1,511.00
350 Maintenance Vending	601.62	0.00	0.00	0.00	601.62
355 Tech Vending	1,362.54	0.00	0.00	0.00	1,362.54
360 Facility Use Rental Fee	129,964.96	25,271.28	0.00	0.00	155,236.24
365 Facility Use Building Access	56,862.00	24,787.50	0.00	0.00	81,649.50
366 Facility Use Staffing	24,186.75	10,600.25	0.00	0.00	34,787.00
370 No Longer Used	0.00	0.00	0.00	0.00	0.00
400 Check Collection	384.65	0.00	0.00	0.00	384.65
500 District Wide Coca-Cola	0.00	0.00	0.00	0.00	0.00
C School Custody Accts Totals:	362,060.60	79,256.03	0.00	0.00	441,316.63
D Investments					
900 Savings	-157,378.17	0.00	0.00	0.00	-157,378.17
D Investments Totals:	-157,378.17	0.00	0.00	0.00	-157,378.17
Q Extra-Curriculars					
1020 HAL Field Trips	11,536.90	0.00	0.00	-11,536.90	0.00
1030 Parent Pay PreSchool	0.00	0.00	0.00	0.00	0.00
Q Extra-Curriculars Totals:	11,536.90	0.00	0.00	-11,536.90	0.00
Report Totals:	452,793.00	88,505.89	24,878.34	0.00	516,420.55

Current Cash Balance

Site ID	Site Name	Sorted by Site, Group, Activity. From 08/01/2011 to 08/31/2011.				
Group ID	Group Name	Beginning Cash	Receipts	Disbursements	Adjustments	Cash Balance
Abbott	Abbott Elementary					
A	ACTIVITY GENERAL					
1010	General Admin	\$ 26,648.49	\$ 122.83	\$ 1,006.04	\$ 0.00	\$ 25,765.28
1030	Staff Vending	\$ 802.34	\$ 0.00	\$ 0.00	\$ 0.00	\$ 802.34
	A Totals:	\$ 27,450.83	\$ 122.83	\$ 1,006.04	\$ 0.00	\$ 26,567.62
D	CLUBS AND ORGANIZATIONS					
4040	Art	\$ 0.00	\$ 0.00	\$ 0.00	\$ 0.00	\$ 0.00
4230	Environmental Club	\$ 0.00	\$ 0.00	\$ 0.00	\$ 0.00	\$ 0.00
4440	Leadership Club	\$ 0.00	\$ 0.00	\$ 0.00	\$ 0.00	\$ 0.00
4500	Music	\$ 0.00	\$ 0.00	\$ 0.00	\$ 0.00	\$ 0.00
4540	Other Clubs	\$ 0.00	\$ 0.00	\$ 0.00	\$ 0.00	\$ 0.00
4580	Reading	\$ 0.00	\$ 0.00	\$ 0.00	\$ 0.00	\$ 0.00
4620	Safety Patrol	\$ 0.00	\$ 0.00	\$ 0.00	\$ 0.00	\$ 0.00
4660	Spanish Club	\$ 0.00	\$ 0.00	\$ 0.00	\$ 0.00	\$ 0.00
4710	Student Council	\$ 850.68	\$ 18.00	\$ 326.96	\$ 0.00	\$ 541.72
4760	World Language	\$ 102.48	\$ 0.00	\$ 0.00	\$ 0.00	\$ 102.48
	D Totals:	\$ 953.16	\$ 18.00	\$ 326.96	\$ 0.00	\$ 644.20
E	ADMINISTRATIVE CUSTODIAL					
5040	Fundraising-General	\$ 0.00	\$ 0.00	\$ 0.00	\$ 0.00	\$ 0.00
5060	Hospitality	\$ 0.00	\$ 0.00	\$ 0.00	\$ 0.00	\$ 0.00
5080	Media	\$ 1,999.36	\$ 0.00	\$ 389.97	\$ 0.00	\$ 1,609.39
5180	Teacher Fund/Grants	\$ 0.00	\$ 0.00	\$ 0.00	\$ 0.00	\$ 0.00
	E Totals:	\$ 1,999.36	\$ 0.00	\$ 389.97	\$ 0.00	\$ 1,609.39
Q	STUDENT FEE FUND					
7000	KG Field Trips	\$ 1,236.65	\$ 0.00	\$ 0.00	\$ 0.00	\$ 1,236.65
7010	1st Grade Field Trips	\$ 1,166.25	\$ 0.00	\$ 0.00	\$ 0.00	\$ 1,166.25
7020	2nd Grade Field Trips	\$ 987.45	\$ 0.00	\$ 0.00	\$ 0.00	\$ 987.45
7030	3rd Grade Field Trips	\$ 777.21	\$ 0.00	\$ 0.00	\$ 0.00	\$ 777.21
7040	4th Grade Field Trips	\$ 1,307.35	\$ 0.00	\$ 0.00	\$ 0.00	\$ 1,307.35
7050	5th Grade Field Trips	\$ 164.35	\$ 0.00	\$ 0.00	\$ 0.00	\$ 164.35
7900	Field Trips-Other	-\$ 4,862.17	\$ 0.00	\$ 0.00	\$ 0.00	-\$ 4,862.17
	Q Totals:	\$ 777.09	\$ 0.00	\$ 0.00	\$ 0.00	\$ 777.09
	Abbott Totals:	\$ 31,180.44	\$ 140.83	\$ 1,722.97	\$ 0.00	\$ 29,598.30

Current Cash Balance

Site ID	Site Name						
Group ID	Group Name		Beginning Cash	Receipts	Disbursements	Adjustments	Cash Balance
Ackerm	Ackerman Elementary						
A	ACTIVITY GENERAL						
1010	General Admin		\$ 9,419.63	\$ 1.52	\$ 7,641.55	\$ 0.00	\$ 1,779.60
1030	Staff Vending		\$ 492.05	\$ 0.00	\$ 0.00	\$ 0.00	\$ 492.05
	A Totals:		\$ 9,911.68	\$ 1.52	\$ 7,641.55	\$ 0.00	\$ 2,271.65
D	CLUBS AND ORGANIZATIONS						
4040	Art		\$ 5,612.14	\$ 0.00	\$ 0.00	\$ 0.00	\$ 5,612.14
4070	Birthday Book Club		\$ 372.04	\$ 0.00	\$ 0.00	\$ 0.00	\$ 372.04
4140	Choir		\$ 0.00	\$ 0.00	\$ 0.00	\$ 0.00	\$ 0.00
4270	Field Day		\$ 1,005.00	\$ 0.00	\$ 0.00	\$ 0.00	\$ 1,005.00
4580	Reading		\$ 30.56	\$ 0.00	\$ 0.00	\$ 0.00	\$ 30.56
4710	Student Council		\$ 498.87	\$ 0.00	\$ 0.00	\$ 0.00	\$ 498.87
4770	Yearbook		\$ 2,656.75	\$ 0.00	\$ 0.00	\$ 0.00	\$ 2,656.75
	D Totals:		\$ 10,175.36	\$ 0.00	\$ 0.00	\$ 0.00	\$ 10,175.36
E	ADMINISTRATIVE CUSTODIAL						
5040	Fundraising-General		\$ 498.12	\$ 0.00	\$ 0.00	\$ 0.00	\$ 498.12
5060	Hospitality		\$ 0.00	\$ 0.00	\$ 0.00	\$ 0.00	\$ 0.00
5070	Library		\$ 4,735.30	\$ 0.00	\$ 37.42	\$ 0.00	\$ 4,697.88
5110	Other Student Activities		\$ 0.00	\$ 0.00	\$ 0.00	\$ 0.00	\$ 0.00
5140	PayBac		\$ 71.90	\$ 0.00	\$ 0.00	\$ 0.00	\$ 71.90
5180	Teacher Fund/Grants		\$ 1,660.77	\$ 0.00	\$ 109.04	\$ 0.00	\$ 1,551.73
	E Totals:		\$ 6,966.09	\$ 0.00	\$ 146.46	\$ 0.00	\$ 6,819.63
Q	STUDENT FEE FUND						
7000	KG Field Trips		\$ 0.00	\$ 0.00	\$ 0.00	\$ 0.00	\$ 0.00
7010	1st Grade Field Trips		\$ 0.00	\$ 0.00	\$ 0.00	\$ 0.00	\$ 0.00
7020	2nd Grade Field Trips		\$ 0.00	\$ 0.00	\$ 0.00	\$ 0.00	\$ 0.00
7030	3rd Grade Field Trips		\$ 0.00	\$ 0.00	\$ 0.00	\$ 0.00	\$ 0.00
7040	4th Grade Field Trips		\$ 0.00	\$ 0.00	\$ 0.00	\$ 0.00	\$ 0.00
7050	5th Grade Field Trips		\$ 847.34	\$ 0.00	\$ 0.00	\$ 0.00	\$ 847.34
7900	Field Trips-Other		\$ 0.00	\$ 0.00	\$ 0.00	\$ 0.00	\$ 0.00
	Q Totals:		\$ 847.34	\$ 0.00	\$ 0.00	\$ 0.00	\$ 847.34
	Ackerma Totals:		\$ 27,900.47	\$ 1.52	\$ 7,788.01	\$ 0.00	\$ 20,113.98

Current Cash Balance

Site ID	Site Name	Sorted by Site, Group, Activity.					
Group ID	Group Name	From 08/01/2011 to 08/31/2011.					
	Activity ID	Activity Name	Beginning Cash	Receipts	Disbursements	Adjustments	Cash Balance
Aldrich	Aldrich Elementary						
A	ACTIVITY GENERAL						
	1010	General Admin	\$ 20,298.39	\$ 7,385.45	\$ 7,031.40	\$ 1.00	\$ 20,653.44
	1030	Staff Vending	\$ 345.36	\$ 0.00	\$ 0.00	\$ 0.00	\$ 345.36
	A	Totals:	\$ 20,643.75	\$ 7,385.45	\$ 7,031.40	\$ 1.00	\$ 20,998.80
D	CLUBS AND ORGANIZATIONS						
	4040	Art	\$ 0.00	\$ 0.00	\$ 0.00	\$ 0.00	\$ 0.00
	4070	Birthday Book Club	\$ 174.84	\$ 20.00	\$ 0.00	\$ 0.00	\$ 194.84
	4710	Student Council	\$ 72.49	\$ 0.00	\$ 0.00	\$ 0.00	\$ 72.49
	D	Totals:	\$ 247.33	\$ 20.00	\$ 0.00	\$ 0.00	\$ 267.33
E	ADMINISTRATIVE CUSTODIAL						
	5040	Fundraising-General	\$ 0.00	\$ 0.00	\$ 0.00	\$ 0.00	\$ 0.00
	5060	Hospitality	\$ 0.00	\$ 0.00	\$ 0.00	\$ 0.00	\$ 0.00
	5070	Library	\$ 288.82	\$ 0.00	\$ 40.86	\$ 0.00	\$ 247.96
	E	Totals:	\$ 288.82	\$ 0.00	\$ 40.86	\$ 0.00	\$ 247.96
Q	STUDENT FEE FUND						
	7000	KG Field Trips	\$ 138.16	\$ 0.00	\$ 0.00	\$ 0.00	\$ 138.16
	7010	1st Grade Field Trips	\$ 691.83	\$ 0.00	\$ 0.00	\$ 0.00	\$ 691.83
	7020	2nd Grade Field Trips	\$ 209.92	\$ 0.00	\$ 0.00	\$ 0.00	\$ 209.92
	7030	3rd Grade Field Trips	\$ 264.00	\$ 0.00	\$ 0.00	\$ 0.00	\$ 264.00
	7040	4th Grade Field Trips	\$ 739.48	\$ 0.00	\$ 0.00	\$ 0.00	\$ 739.48
	7050	5th Grade Field Trips	-\$ 19.64	\$ 0.00	\$ 0.00	\$ 0.00	-\$ 19.64
	7900	Field Trips-Other	-\$ 2,599.43	\$ 0.00	\$ 0.00	\$ 0.00	-\$ 2,599.43
	Q	Totals:	-\$ 575.68	\$ 0.00	\$ 0.00	\$ 0.00	-\$ 575.68
	Aldrich	Totals:	\$ 20,604.22	\$ 7,405.45	\$ 7,072.26	\$ 1.00	\$ 20,938.41

Current Cash Balance

Site ID	Site Name						
Group ID	Group Name						
Activity ID	Activity Name	Beginning Cash	Receipts	Disbursements	Adjustments	Cash Balance	
BlackEl	Black Elk Elementary						
A	ACTIVITY GENERAL						
1010	General Admin	\$ 30,286.88	\$ 0.00	\$ 5,030.78	\$ 0.00	\$ 25,256.10	
1020	General-VIP	\$ 2,171.40	\$ 0.00	\$ 0.00	\$ 0.00	\$ 2,171.40	
1030	Staff Vending	\$ 146.46	\$ 0.00	\$ 0.00	\$ 0.00	\$ 146.46	
	A Totals:	\$ 32,604.74	\$ 0.00	\$ 5,030.78	\$ 0.00	\$ 27,573.96	
D	CLUBS AND ORGANIZATIONS						
4040	Art	\$ 4,772.15	\$ 0.00	\$ 181.93	\$ 0.00	\$ 4,590.22	
4070	Birthday Book Club	\$ 3,288.39	\$ 0.00	\$ 0.00	\$ 0.00	\$ 3,288.39	
4140	Choir	\$ 303.50	\$ 0.00	\$ 0.00	\$ 0.00	\$ 303.50	
4270	Field Day	\$ 2,541.52	\$ 0.00	\$ 0.00	\$ 0.00	\$ 2,541.52	
4540	Other Clubs	\$ 1,395.21	\$ 0.00	\$ 0.00	\$ 0.00	\$ 1,395.21	
4580	Reading	\$ 50.65	\$ 0.00	\$ 0.00	\$ 0.00	\$ 50.65	
4710	Student Council	\$ 1,413.63	\$ 0.00	\$ 306.20	\$ 0.00	\$ 1,107.43	
	D Totals:	\$ 13,765.05	\$ 0.00	\$ 488.13	\$ 0.00	\$ 13,276.92	
E	ADMINISTRATIVE CUSTODIAL						
5040	Fundraising-General	\$ 1,593.46	\$ 0.00	\$ 0.00	\$ 0.00	\$ 1,593.46	
5060	Hospitality	\$ 1,771.77	\$ 0.00	\$ 0.00	\$ 0.00	\$ 1,771.77	
5065	Hospitality-VIP	-\$ 154.40	\$ 0.00	\$ 493.00	\$ 0.00	-\$ 647.40	
5080	Media	\$ 5,050.16	\$ 0.00	\$ 14.96	\$ 0.00	\$ 5,035.20	
5110	Other Student Activities	\$ 72.10	\$ 0.00	\$ 0.00	\$ 0.00	\$ 72.10	
	E Totals:	\$ 8,333.09	\$ 0.00	\$ 507.96	\$ 0.00	\$ 7,825.13	
Q	STUDENT FEE FUND						
7000	KG Field Trips	\$ 457.74	\$ 0.00	\$ 0.00	\$ 0.00	\$ 457.74	
7010	1st Grade Field Trips	\$ 283.34	\$ 0.00	\$ 0.00	\$ 0.00	\$ 283.34	
7020	2nd Grade Field Trips	\$ 104.27	\$ 0.00	\$ 0.00	\$ 0.00	\$ 104.27	
7030	3rd Grade Field Trips	\$ 531.94	\$ 0.00	\$ 0.00	\$ 0.00	\$ 531.94	
7040	4th Grade Field Trips	-\$ 295.12	\$ 0.00	\$ 0.00	\$ 0.00	-\$ 295.12	
7050	5th Grade Field Trips	-\$ 117.25	\$ 0.00	\$ 0.00	\$ 0.00	-\$ 117.25	
7900	Field Trips-Other	-\$ 2,567.62	\$ 0.00	\$ 0.00	\$ 0.00	-\$ 2,567.62	
	Q Totals:	-\$ 1,602.70	\$ 0.00	\$ 0.00	\$ 0.00	-\$ 1,602.70	
	BlackElk Totals:	\$ 53,100.18	\$ 0.00	\$ 6,026.87	\$ 0.00	\$ 47,073.31	

Current Cash Balance

Site ID	Site Name	Sorted by Site, Group, Activity.				
Group ID	Group Name	From 08/01/2011 to 08/31/2011.				
Activity ID	Activity Name	Beginning Cash	Receipts	Disbursements	Adjustments	Cash Balance
Bryan	Bryan Elementary School					
A	ACTIVITY GENERAL					
1010	General Admin	\$ 8,339.07	\$ 14.68	\$ 473.18	\$ 0.00	\$ 7,880.57
1030	Staff Vending	\$ 432.37	\$ 0.00	\$ 0.00	\$ 0.00	\$ 432.37
	A Totals:	\$ 8,771.44	\$ 14.68	\$ 473.18	\$ 0.00	\$ 8,312.94
D	CLUBS AND ORGANIZATIONS					
4040	Art	-\$ 7.77	\$ 0.00	\$ 0.00	\$ 0.00	-\$ 7.77
4220	Drama Club	-\$ 151.31	\$ 0.00	\$ 0.00	\$ 0.00	-\$ 151.31
4710	Student Council	\$ 706.56	\$ 0.00	\$ 0.00	\$ 0.00	\$ 706.56
	D Totals:	\$ 547.48	\$ 0.00	\$ 0.00	\$ 0.00	\$ 547.48
E	ADMINISTRATIVE CUSTODIAL					
5040	Fundraising-General	\$ 582.84	\$ 0.00	\$ 0.00	\$ 0.00	\$ 582.84
5060	Hospitality	\$ 0.00	\$ 0.00	\$ 0.00	\$ 0.00	\$ 0.00
5080	Media	\$ 3,703.80	\$ 0.00	\$ 1,980.31	\$ 0.00	\$ 1,723.49
	E Totals:	\$ 4,286.64	\$ 0.00	\$ 1,980.31	\$ 0.00	\$ 2,306.33
Q	STUDENT FEE FUND					
7000	KG Field Trips	\$ 207.82	\$ 0.00	\$ 0.00	\$ 0.00	\$ 207.82
7010	1st Grade Field Trips	\$ 214.83	\$ 0.00	\$ 0.00	\$ 0.00	\$ 214.83
7020	2nd Grade Field Trips	-\$ 352.87	\$ 0.00	\$ 0.00	\$ 0.00	-\$ 352.87
7030	3rd Grade Field Trips	\$ 797.79	\$ 0.00	\$ 0.00	\$ 0.00	\$ 797.79
7040	4th Grade Field Trips	\$ 468.42	\$ 0.00	\$ 0.00	\$ 0.00	\$ 468.42
7050	5th Grade Field Trips	-\$ 901.45	\$ 0.00	\$ 0.00	\$ 0.00	-\$ 901.45
7900	Field Trips-Other	-\$ 1,015.34	\$ 0.00	\$ 0.00	\$ 0.00	-\$ 1,015.34
	Q Totals:	-\$ 580.80	\$ 0.00	\$ 0.00	\$ 0.00	-\$ 580.80
	Bryan Totals:	\$ 13,024.76	\$ 14.68	\$ 2,453.49	\$ 0.00	\$ 10,585.95

Current Cash Balance

Site ID	Site Name						
Group ID	Group Name						
Activity ID	Activity Name	Beginning Cash	Receipts	Disbursements	Adjustments	Cash Balance	
Cather	Cather Elementary						
A	ACTIVITY GENERAL						
1010	General Admin	\$ 11,499.71	\$ 1.33	\$ 246.00	\$ 0.00	\$ 11,255.04	
1030	Staff Vending	-\$ 43.46	\$ 0.00	\$ 0.00	\$ 0.00	-\$ 43.46	
	A Totals:	\$ 11,456.25	\$ 1.33	\$ 246.00	\$ 0.00	\$ 11,211.58	
D	CLUBS AND ORGANIZATIONS						
4040	Art	\$ 0.00	\$ 0.00	\$ 0.00	\$ 0.00	\$ 0.00	
4090	Bowling Club	\$ 14.95	\$ 0.00	\$ 0.00	\$ 0.00	\$ 14.95	
4540	Other Clubs	\$ 0.00	\$ 0.00	\$ 0.00	\$ 0.00	\$ 0.00	
4610	SAFE/DARE/Drug Free	\$ 77.23	\$ 0.00	\$ 0.00	\$ 0.00	\$ 77.23	
4710	Student Council	\$ 2,861.55	\$ 0.00	\$ 632.86	\$ 0.00	\$ 2,228.69	
	D Totals:	\$ 2,953.73	\$ 0.00	\$ 632.86	\$ 0.00	\$ 2,320.87	
E	ADMINISTRATIVE CUSTODIAL						
5040	Fundraising-General	\$ 0.00	\$ 0.00	\$ 0.00	\$ 0.00	\$ 0.00	
5060	Hospitality	\$ 0.00	\$ 0.00	\$ 0.00	\$ 0.00	\$ 0.00	
5070	Library	\$ 4,832.04	\$ 0.00	\$ 0.00	\$ 0.00	\$ 4,832.04	
5140	PayBac	\$ 3,152.33	\$ 268.24	\$ 705.04	\$ 0.00	\$ 2,715.53	
	E Totals:	\$ 7,984.37	\$ 268.24	\$ 705.04	\$ 0.00	\$ 7,547.57	
Q	STUDENT FEE FUND						
7000	KG Field Trips	\$ 0.00	\$ 0.00	\$ 0.00	\$ 0.00	\$ 0.00	
7010	1st Grade Field Trips	\$ 0.00	\$ 0.00	\$ 0.00	\$ 0.00	\$ 0.00	
7020	2nd Grade Field Trips	\$ 0.00	\$ 0.00	\$ 0.00	\$ 0.00	\$ 0.00	
7030	3rd Grade Field Trips	\$ 0.00	\$ 0.00	\$ 0.00	\$ 0.00	\$ 0.00	
7040	4th Grade Field Trips	\$ 0.00	\$ 0.00	\$ 0.00	\$ 0.00	\$ 0.00	
7050	5th Grade Field Trips	\$ 0.00	\$ 0.00	\$ 170.00	\$ 0.00	-\$ 170.00	
7900	Field Trips-Other	\$ 0.00	\$ 0.00	\$ 0.00	\$ 0.00	\$ 0.00	
	Q Totals:	\$ 0.00	\$ 0.00	\$ 170.00	\$ 0.00	-\$ 170.00	
	Cather Totals:	\$ 22,394.35	\$ 269.57	\$ 1,753.90	\$ 0.00	\$ 20,910.02	

Current Cash Balance

Site ID	Site Name	Sorted by Site, Group, Activity.				
Group ID	Group Name	From 08/01/2011 to 08/31/2011.				
Activity ID	Activity Name	Beginning Cash	Receipts	Disbursements	Adjustments	Cash Balance
Cody	Cody Elementary School					
A	ACTIVITY GENERAL					
1010	General Admin	\$ 2,909.75	\$ 55.73	\$ 502.89	\$ 0.00	\$ 2,462.59
1030	Staff Vending	\$ 245.52	\$ 0.00	\$ 7.76	\$ 0.00	\$ 237.76
1050	Projects/Support	\$ 28.60	\$ 0.00	\$ 0.00	\$ 0.00	\$ 28.60
	A Totals:	\$ 3,183.87	\$ 55.73	\$ 510.65	\$ 0.00	\$ 2,728.95
D	CLUBS AND ORGANIZATIONS					
4040	Art	\$ 0.00	\$ 0.00	\$ 0.00	\$ 0.00	\$ 0.00
4140	Choir	\$ 67.66	\$ 0.00	\$ 0.00	\$ 0.00	\$ 67.66
4540	Other Clubs	\$ 320.22	\$ 0.00	\$ 0.00	\$ 0.00	\$ 320.22
4710	Student Council	\$ 634.46	\$ 0.00	\$ 459.94	\$ 0.00	\$ 174.52
	D Totals:	\$ 1,022.34	\$ 0.00	\$ 459.94	\$ 0.00	\$ 562.40
E	ADMINISTRATIVE CUSTODIAL					
5040	Fundraising-General	\$ 0.00	\$ 0.00	\$ 0.00	\$ 0.00	\$ 0.00
5060	Hospitality	\$ 141.03	\$ 361.00	\$ 101.34	\$ 0.00	\$ 400.69
5080	Media	\$ 2,990.20	\$ 8.00	\$ 557.10	\$ 0.00	\$ 2,441.10
5110	Other Student Activities	\$ 493.00	\$ 90.00	\$ 0.00	\$ 0.00	\$ 583.00
5165	Logo Sales	\$ 569.26	\$ 559.00	\$ 0.00	\$ 0.00	\$ 1,128.26
5170	Student Notebooks	\$ 0.00	\$ 0.00	\$ 0.00	\$ 0.00	\$ 0.00
	E Totals:	\$ 4,193.49	\$ 1,018.00	\$ 658.44	\$ 0.00	\$ 4,553.05
Q	STUDENT FEE FUND					
7000	KG Field Trips	\$ 8.50	\$ 0.00	\$ 0.00	\$ 0.00	\$ 8.50
7010	1st Grade Field Trips	\$ 114.00	\$ 0.00	\$ 0.00	\$ 0.00	\$ 114.00
7020	2nd Grade Field Trips	\$ 7.25	\$ 0.00	\$ 0.00	\$ 0.00	\$ 7.25
7030	3rd Grade Field Trips	-\$ 8.50	\$ 0.00	\$ 0.00	\$ 0.00	-\$ 8.50
7040	4th Grade Field Trips	\$ 0.00	\$ 0.00	\$ 0.00	\$ 0.00	\$ 0.00
7050	5th Grade Field Trips	\$ 140.00	\$ 0.00	\$ 0.00	\$ 0.00	\$ 140.00
7900	Field Trips-Other	-\$ 788.98	\$ 0.00	\$ 0.00	\$ 0.00	-\$ 788.98
	Q Totals:	-\$ 527.73	\$ 0.00	\$ 0.00	\$ 0.00	-\$ 527.73
	Cody Totals:	\$ 7,871.97	\$ 1,073.73	\$ 1,629.03	\$ 0.00	\$ 7,316.67

Current Cash Balance

Site ID	Site Name						
Group ID	Group Name						
Activity ID	Activity Name	Beginning Cash	Receipts	Disbursements	Adjustments	Cash Balance	
Cottonw	Cottonwood Elementary						
A	ACTIVITY GENERAL						
1010	General Admin	\$ 17,577.55	\$ 0.00	\$ 0.00	\$ 0.00	\$ 17,577.55	
1030	Staff Vending	-\$ 353.53	\$ 0.00	\$ 0.00	\$ 0.00	-\$ 353.53	
	A Totals:	\$ 17,224.02	\$ 0.00	\$ 0.00	\$ 0.00	\$ 17,224.02	
D	CLUBS AND ORGANIZATIONS						
4040	Art	\$ 0.00	\$ 0.00	\$ 0.00	\$ 0.00	\$ 0.00	
4580	Reading	\$ 0.00	\$ 0.00	\$ 0.00	\$ 0.00	\$ 0.00	
4610	SAFE/DARE/Drug Free	\$ 0.00	\$ 0.00	\$ 0.00	\$ 0.00	\$ 0.00	
4710	Student Council	\$ 1,788.12	\$ 0.00	\$ 0.00	\$ 0.00	\$ 1,788.12	
4750	Volunteer Club	\$ 0.00	\$ 0.00	\$ 0.00	\$ 0.00	\$ 0.00	
	D Totals:	\$ 1,788.12	\$ 0.00	\$ 0.00	\$ 0.00	\$ 1,788.12	
E	ADMINISTRATIVE CUSTODIAL						
5040	Fundraising-General	\$ 0.00	\$ 0.00	\$ 0.00	\$ 0.00	\$ 0.00	
5060	Hospitality	\$ 0.00	\$ 0.00	\$ 0.00	\$ 0.00	\$ 0.00	
5070	Library	-\$ 576.27	\$ 0.00	\$ 0.00	\$ 0.00	-\$ 576.27	
5180	Teacher Fund/Grants	\$ 191.00	\$ 0.00	\$ 0.00	\$ 0.00	\$ 191.00	
	E Totals:	-\$ 385.27	\$ 0.00	\$ 0.00	\$ 0.00	-\$ 385.27	
Q	STUDENT FEE FUND						
7000	KG Field Trips	\$ 0.00	\$ 0.00	\$ 0.00	\$ 0.00	\$ 0.00	
7010	1st Grade Field Trips	\$ 178.25	\$ 0.00	\$ 0.00	\$ 0.00	\$ 178.25	
7020	2nd Grade Field Trips	\$ 306.50	\$ 0.00	\$ 0.00	\$ 0.00	\$ 306.50	
7030	3rd Grade Field Trips	\$ 215.66	\$ 0.00	\$ 0.00	\$ 0.00	\$ 215.66	
7040	4th Grade Field Trips	\$ 198.75	\$ 0.00	\$ 0.00	\$ 0.00	\$ 198.75	
7050	5th Grade Field Trips	\$ 70.25	\$ 0.00	\$ 0.00	\$ 0.00	\$ 70.25	
7900	Field Trips-Other	-\$ 5,117.86	\$ 0.00	\$ 0.00	\$ 0.00	-\$ 5,117.86	
	Q Totals:	-\$ 4,148.45	\$ 0.00	\$ 0.00	\$ 0.00	-\$ 4,148.45	
	Cottonw Totals:	\$ 14,478.42	\$ 0.00	\$ 0.00	\$ 0.00	\$ 14,478.42	

Current Cash Balance

Site ID	Site Name	Sorted by Site, Group, Activity. From 08/01/2011 to 08/31/2011.				
Group ID	Group Name	Beginning Cash	Receipts	Disbursements	Adjustments	Cash Balance
Disney	Disney Elementary					
A	ACTIVITY GENERAL					
1010	General Admin	\$ 5,593.12	\$ 0.54	\$ 155.16	\$ 0.00	\$ 5,438.50
1030	Staff Vending	\$ 645.68	\$ 0.00	\$ 0.00	\$ 0.00	\$ 645.68
	A Totals:	\$ 6,238.80	\$ 0.54	\$ 155.16	\$ 0.00	\$ 6,084.18
D	CLUBS AND ORGANIZATIONS					
4040	Art	\$ 0.00	\$ 0.00	\$ 0.00	\$ 0.00	\$ 0.00
4710	Student Council	\$ 734.46	\$ 0.00	\$ 0.00	\$ 0.00	\$ 734.46
	D Totals:	\$ 734.46	\$ 0.00	\$ 0.00	\$ 0.00	\$ 734.46
E	ADMINISTRATIVE CUSTODIAL					
5040	Fundraising-General	\$ 0.00	\$ 0.00	\$ 0.00	\$ 0.00	\$ 0.00
5060	Hospitality	\$ 0.00	\$ 0.00	\$ 0.00	\$ 0.00	\$ 0.00
5070	Library	\$ 1,396.60	\$ 0.00	\$ 0.00	\$ 0.00	\$ 1,396.60
5120	P.E.	\$ 640.27	\$ 0.00	\$ 0.00	\$ 0.00	\$ 640.27
	E Totals:	\$ 2,036.87	\$ 0.00	\$ 0.00	\$ 0.00	\$ 2,036.87
Q	STUDENT FEE FUND					
7000	KG Field Trips	\$ 531.75	\$ 0.00	\$ 0.00	\$ 0.00	\$ 531.75
7010	1st Grade Field Trips	\$ 146.50	\$ 0.00	\$ 0.00	\$ 0.00	\$ 146.50
7020	2nd Grade Field Trips	-\$ 15.75	\$ 0.00	\$ 0.00	\$ 0.00	-\$ 15.75
7030	3rd Grade Field Trips	-\$ 2.75	\$ 0.00	\$ 0.00	\$ 0.00	-\$ 2.75
7040	4th Grade Field Trips	\$ 6.40	\$ 0.00	\$ 0.00	\$ 0.00	\$ 6.40
7050	5th Grade Field Trips	\$ 2.50	\$ 0.00	\$ 0.00	\$ 0.00	\$ 2.50
7090	ACP (SpEd) Trips	\$ 0.00	\$ 0.00	\$ 0.00	\$ 0.00	\$ 0.00
7900	Field Trips-Other	-\$ 662.88	\$ 0.00	\$ 0.00	\$ 0.00	-\$ 662.88
	Q Totals:	\$ 5.77	\$ 0.00	\$ 0.00	\$ 0.00	\$ 5.77
	Disney Totals:	\$ 9,015.90	\$ 0.54	\$ 155.16	\$ 0.00	\$ 8,861.28

Current Cash Balance

Site ID	Site Name						Sorted by Site, Group, Activity.	
Group ID	Group Name						From 08/01/2011 to 08/31/2011.	
	Activity ID	Activity Name	Beginning Cash	Receipts	Disbursements	Adjustments	Cash Balance	
Ezra	Ezra Elementary							
A	ACTIVITY GENERAL							
	1010	General Admin	\$ 8,786.97	\$ 960.65	\$ 0.00	\$ 1,222.85	\$ 10,970.47	
	1030	Staff Vending	-\$ 284.27	\$ 0.00	\$ 0.00	\$ 284.27	\$ 0.00	
	A	Totals:	\$ 8,502.70	\$ 960.65	\$ 0.00	\$ 1,507.12	\$ 10,970.47	
D	CLUBS AND ORGANIZATIONS							
	4010	40 Assets	\$ 0.00	\$ 0.00	\$ 0.00	\$ 0.00	\$ 0.00	
	4040	Art	\$ 0.00	\$ 0.00	\$ 0.00	\$ 0.00	\$ 0.00	
	4090	Bowling Club	\$ 1,031.50	\$ 0.00	\$ 0.00	-\$ 1,031.50	\$ 0.00	
	4500	Music	\$ 0.00	\$ 0.00	\$ 0.00	\$ 0.00	\$ 0.00	
	D	Totals:	\$ 1,031.50	\$ 0.00	\$ 0.00	-\$ 1,031.50	\$ 0.00	
E	ADMINISTRATIVE CUSTODIAL							
	5040	Fundraising-General	-\$ 1,547.05	\$ 0.00	\$ 0.00	\$ 1,547.05	\$ 0.00	
	5060	Hospitality	\$ 91.18	\$ 0.00	\$ 0.00	-\$ 91.18	\$ 0.00	
	5070	Library	\$ 1,202.88	\$ 0.00	\$ 0.00	\$ 0.00	\$ 1,202.88	
	5110	Other Student Activities	\$ 0.00	\$ 0.00	\$ 0.00	\$ 0.00	\$ 0.00	
	5165	Logo Sales	\$ 1,407.00	\$ 0.00	\$ 0.00	-\$ 1,407.00	\$ 0.00	
	5170	Student Notebooks	\$ 774.00	\$ 0.00	\$ 0.00	-\$ 774.00	\$ 0.00	
	E	Totals:	\$ 1,928.01	\$ 0.00	\$ 0.00	-\$ 725.13	\$ 1,202.88	
Q	STUDENT FEE FUND							
	7000	KG Field Trips	\$ 1,659.25	\$ 0.00	\$ 0.00	-\$ 1,659.25	\$ 0.00	
	7010	1st Grade Field Trips	\$ 1,365.00	\$ 0.00	\$ 0.00	-\$ 1,365.00	\$ 0.00	
	7020	2nd Grade Field Trips	\$ 1,200.75	\$ 0.00	\$ 0.00	-\$ 1,200.75	\$ 0.00	
	7030	3rd Grade Field Trips	\$ 1,455.50	\$ 0.00	\$ 0.00	-\$ 1,455.50	\$ 0.00	
	7040	4th Grade Field Trips	\$ 1,641.60	\$ 0.00	\$ 0.00	-\$ 1,641.60	\$ 0.00	
	7050	5th Grade Field Trips	\$ 2,344.24	\$ 0.00	\$ 0.00	-\$ 2,344.24	\$ 0.00	
	7090	ACP (SpEd) Trips	\$ 0.00	\$ 0.00	\$ 0.00	\$ 0.00	\$ 0.00	
	7900	Field Trips-Other	-\$ 9,915.85	\$ 0.00	\$ 0.00	\$ 9,915.85	\$ 0.00	
	Q	Totals:	-\$ 249.51	\$ 0.00	\$ 0.00	\$ 249.51	\$ 0.00	
	Ezra	Totals:	\$ 11,212.70	\$ 960.65	\$ 0.00	\$ 0.00	\$ 12,173.35	

Current Cash Balance

Site ID	Site Name						
Group ID	Group Name						
Activity ID	Activity Name	Beginning Cash	Receipts	Disbursements	Adjustments	Cash Balance	
HarveyO Harvey Oaks Elementary							
A	ACTIVITY GENERAL						
1010	General Admin	\$ 7,367.26	\$ 0.37	\$ 1,255.96	-\$ 20.00	\$ 6,091.67	
1030	Staff Vending	\$ 29.18	\$ 0.00	\$ 0.00	\$ 0.00	\$ 29.18	
	A Totals:	\$ 7,396.44	\$ 0.37	\$ 1,255.96	-\$ 20.00	\$ 6,120.85	
D	CLUBS AND ORGANIZATIONS						
4040	Art	\$ 0.00	\$ 0.00	\$ 0.00	\$ 0.00	\$ 0.00	
4140	Choir	\$ 0.00	\$ 0.00	\$ 0.00	\$ 0.00	\$ 0.00	
4620	Safety Patrol	\$ 0.00	\$ 0.00	\$ 0.00	\$ 0.00	\$ 0.00	
4710	Student Council	\$ 341.09	\$ 0.00	\$ 0.00	\$ 0.00	\$ 341.09	
	D Totals:	\$ 341.09	\$ 0.00	\$ 0.00	\$ 0.00	\$ 341.09	
E	ADMINISTRATIVE CUSTODIAL						
5040	Fundraising-General	-\$ 1,381.76	\$ 0.00	\$ 98.70	\$ 20.00	-\$ 1,460.46	
5050	HAL	\$ 0.00	\$ 0.00	\$ 34.15	\$ 0.00	-\$ 34.15	
5060	Hospitality	\$ 0.00	\$ 0.00	\$ 0.00	\$ 0.00	\$ 0.00	
5070	Library	\$ 252.87	\$ 0.00	\$ 0.00	\$ 0.00	\$ 252.87	
5180	Teacher Fund/Grants	\$ 0.00	\$ 0.00	\$ 0.00	\$ 0.00	\$ 0.00	
	E Totals:	-\$ 1,128.89	\$ 0.00	\$ 132.85	\$ 20.00	-\$ 1,241.74	
Q	STUDENT FEE FUND						
7000	KG Field Trips	\$ 261.30	\$ 0.00	\$ 0.00	\$ 0.00	\$ 261.30	
7010	1st Grade Field Trips	-\$ 118.05	\$ 0.00	\$ 0.00	\$ 0.00	-\$ 118.05	
7020	2nd Grade Field Trips	\$ 238.35	\$ 0.00	\$ 0.00	\$ 0.00	\$ 238.35	
7030	3rd Grade Field Trips	-\$ 41.03	\$ 0.00	\$ 0.00	\$ 0.00	-\$ 41.03	
7040	4th Grade Field Trips	-\$ 181.66	\$ 0.00	\$ 0.00	\$ 0.00	-\$ 181.66	
7050	5th Grade Field Trips	\$ 117.46	\$ 0.00	\$ 0.00	\$ 0.00	\$ 117.46	
7900	Field Trips-Other	-\$ 364.81	\$ 0.00	\$ 0.00	\$ 0.00	-\$ 364.81	
	Q Totals:	-\$ 88.44	\$ 0.00	\$ 0.00	\$ 0.00	-\$ 88.44	
	HarveyO Totals:	\$ 6,520.20	\$ 0.37	\$ 1,388.81	\$ 0.00	\$ 5,131.76	

Current Cash Balance

Site ID	Site Name	Sorted by Site, Group, Activity.				
Group ID	Group Name	From 08/01/2011 to 08/31/2011.				
Activity ID	Activity Name	Beginning Cash	Receipts	Disbursements	Adjustments	Cash Balance
Hitchco	Hitchcock Elementary					
A	ACTIVITY GENERAL					
1010	General Admin	\$ 16,177.80	\$ 0.00	\$ 137.04	\$ 0.00	\$ 16,040.76
1030	Staff Vending	\$ 766.47	\$ 55.52	\$ 0.00	\$ 0.00	\$ 821.99
	A Totals:	\$ 16,944.27	\$ 55.52	\$ 137.04	\$ 0.00	\$ 16,862.75
D	CLUBS AND ORGANIZATIONS					
4040	Art	\$ 3,786.01	\$ 0.00	\$ 0.00	\$ 0.00	\$ 3,786.01
4540	Other Clubs	\$ 0.00	\$ 0.00	\$ 0.00	\$ 0.00	\$ 0.00
4580	Reading	\$ 1,812.00	\$ 0.00	\$ 0.00	\$ 0.00	\$ 1,812.00
4710	Student Council	\$ 438.89	\$ 0.00	\$ 0.00	\$ 0.00	\$ 438.89
	D Totals:	\$ 6,036.90	\$ 0.00	\$ 0.00	\$ 0.00	\$ 6,036.90
E	ADMINISTRATIVE CUSTODIAL					
5040	Fundraising-General	\$ 1,243.00	\$ 0.00	\$ 0.00	\$ 0.00	\$ 1,243.00
5060	Hospitality	\$ 32.50	\$ 0.00	\$ 0.00	\$ 0.00	\$ 32.50
5070	Library	\$ 90.24	\$ 0.00	\$ 7.56	\$ 0.00	\$ 82.68
5165	Logo Sales	\$ 74.62	\$ 0.00	\$ 0.00	\$ 0.00	\$ 74.62
	E Totals:	\$ 1,440.36	\$ 0.00	\$ 7.56	\$ 0.00	\$ 1,432.80
Q	STUDENT FEE FUND					
7000	KG Field Trips	-\$ 5.68	\$ 0.00	\$ 0.00	\$ 0.00	-\$ 5.68
7010	1st Grade Field Trips	\$ 163.56	\$ 0.00	\$ 0.00	\$ 0.00	\$ 163.56
7020	2nd Grade Field Trips	\$ 213.94	\$ 0.00	\$ 0.00	\$ 0.00	\$ 213.94
7030	3rd Grade Field Trips	\$ 5.46	\$ 0.00	\$ 0.00	\$ 0.00	\$ 5.46
7040	4th Grade Field Trips	-\$ 28.38	\$ 0.00	\$ 0.00	\$ 0.00	-\$ 28.38
7050	5th Grade Field Trips	-\$ 80.04	\$ 0.00	\$ 0.00	\$ 0.00	-\$ 80.04
7090	ACP (SpEd) Trips	\$ 0.00	\$ 0.00	\$ 0.00	\$ 0.00	\$ 0.00
7140	Mini-Classes	\$ 0.00	\$ 0.00	\$ 0.00	\$ 0.00	\$ 0.00
7900	Field Trips-Other	-\$ 414.09	\$ 0.00	\$ 0.00	\$ 0.00	-\$ 414.09
	Q Totals:	-\$ 145.23	\$ 0.00	\$ 0.00	\$ 0.00	-\$ 145.23
	Hitchcoc Totals:	\$ 24,276.30	\$ 55.52	\$ 144.60	\$ 0.00	\$ 24,187.22

Current Cash Balance

Site ID	Site Name	Sorted by Site, Group, Activity.				
Group ID	Group Name	From 08/01/2011 to 08/31/2011.				
Activity ID	Activity Name	Beginning Cash	Receipts	Disbursements	Adjustments	Cash Balance
HollingH	Holling Heights					
A	ACTIVITY GENERAL					
1010	General Admin	\$ 13,853.78	\$ 601.37	\$ 363.90	\$ 0.00	\$ 14,091.25
1030	Staff Vending	\$ 1,196.38	\$ 0.00	\$ 54.54	\$ 0.00	\$ 1,141.84
	A Totals:	\$ 15,050.16	\$ 601.37	\$ 418.44	\$ 0.00	\$ 15,233.09
D	CLUBS AND ORGANIZATIONS					
4710	Student Council	\$ 2,594.51	\$ 0.00	\$ 0.00	\$ 0.00	\$ 2,594.51
	D Totals:	\$ 2,594.51	\$ 0.00	\$ 0.00	\$ 0.00	\$ 2,594.51
E	ADMINISTRATIVE CUSTODIAL					
5040	Fundraising-General	\$ 0.00	\$ 0.00	\$ 0.00	\$ 0.00	\$ 0.00
5070	Library	\$ 4,303.26	\$ 0.00	\$ 187.00	\$ 0.00	\$ 4,116.26
5140	PayBac	\$ 446.42	\$ 0.00	\$ 0.00	\$ 0.00	\$ 446.42
5180	Teacher Fund/Grants	\$ 0.00	\$ 0.00	\$ 0.00	\$ 0.00	\$ 0.00
	E Totals:	\$ 4,749.68	\$ 0.00	\$ 187.00	\$ 0.00	\$ 4,562.68
Q	STUDENT FEE FUND					
7000	KG Field Trips	\$ 79.36	\$ 0.00	\$ 0.00	\$ 0.00	\$ 79.36
7010	1st Grade Field Trips	\$ 338.44	\$ 0.00	\$ 0.00	\$ 0.00	\$ 338.44
7020	2nd Grade Field Trips	-\$ 13.14	\$ 0.00	\$ 0.00	\$ 0.00	-\$ 13.14
7030	3rd Grade Field Trips	\$ 84.92	\$ 0.00	\$ 0.00	\$ 0.00	\$ 84.92
7040	4th Grade Field Trips	\$ 279.74	\$ 0.00	\$ 0.00	\$ 0.00	\$ 279.74
7050	5th Grade Field Trips	-\$ 52.30	\$ 0.00	\$ 0.00	\$ 0.00	-\$ 52.30
7900	Field Trips-Other	\$ 77.94	\$ 0.00	\$ 0.00	\$ 0.00	\$ 77.94
	Q Totals:	\$ 794.96	\$ 0.00	\$ 0.00	\$ 0.00	\$ 794.96
	HollingHt Totals:	\$ 23,189.31	\$ 601.37	\$ 605.44	\$ 0.00	\$ 23,185.24

Current Cash Balance

Site ID	Site Name						
Group ID	Group Name		Beginning Cash	Receipts	Disbursements	Adjustments	Cash Balance
Sorted by Site, Group, Activity. From 08/01/2011 to 08/31/2011.							
Montclair	Montclair Elementary						
A	ACTIVITY GENERAL						
1010	General Admin		\$ 11,730.54	\$ 1.17	\$ 1,497.75	\$ 0.00	\$ 10,233.96
1030	Staff Vending		\$ 315.90	\$ 0.00	\$ 0.00	\$ 0.00	\$ 315.90
	A Totals:		\$ 12,046.44	\$ 1.17	\$ 1,497.75	\$ 0.00	\$ 10,549.86
D	CLUBS AND ORGANIZATIONS						
4040	Art		\$ 1,572.52	\$ 0.00	\$ 19.00	\$ 0.00	\$ 1,553.52
4440	Leadership Club		\$ 0.00	\$ 0.00	\$ 0.00	\$ 0.00	\$ 0.00
4570	Play Production		\$ 2,442.21	\$ 0.00	\$ 2,221.69	\$ 0.00	\$ 220.52
4610	SAFE/DARE/Drug Free		\$ 1.84	\$ 0.00	\$ 0.00	\$ 0.00	\$ 1.84
4710	Student Council		\$ 641.44	\$ 0.00	\$ 0.00	\$ 0.00	\$ 641.44
4720	Show Choir		\$ 0.00	\$ 0.00	\$ 0.00	\$ 0.00	\$ 0.00
	D Totals:		\$ 4,658.01	\$ 0.00	\$ 2,240.69	\$ 0.00	\$ 2,417.32
E	ADMINISTRATIVE CUSTODIAL						
5040	Fundraising-General		\$ 0.00	\$ 0.00	\$ 0.00	\$ 0.00	\$ 0.00
5060	Hospitality		\$ 4.82	\$ 0.00	\$ 0.00	\$ 0.00	\$ 4.82
5070	Library		\$ 1,396.37	\$ 0.00	\$ 0.00	\$ 0.00	\$ 1,396.37
5120	P.E.		\$ 154.75	\$ 0.00	\$ 0.00	\$ 0.00	\$ 154.75
	E Totals:		\$ 1,555.94	\$ 0.00	\$ 0.00	\$ 0.00	\$ 1,555.94
Q	STUDENT FEE FUND						
7000	KG Field Trips		-\$ 21.12	\$ 0.00	\$ 0.00	\$ 0.00	-\$ 21.12
7010	1st Grade Field Trips		\$ 306.85	\$ 0.00	\$ 0.00	\$ 0.00	\$ 306.85
7020	2nd Grade Field Trips		\$ 599.20	\$ 0.00	\$ 0.00	\$ 0.00	\$ 599.20
7030	3rd Grade Field Trips		\$ 112.30	\$ 0.00	\$ 0.00	\$ 0.00	\$ 112.30
7040	4th Grade Field Trips		\$ 238.83	\$ 0.00	\$ 0.00	\$ 0.00	\$ 238.83
7050	5th Grade Field Trips		\$ 573.00	\$ 0.00	\$ 0.00	\$ 0.00	\$ 573.00
7110	Montessori PreK		\$ 3,528.09	\$ 0.00	\$ 0.00	\$ 0.00	\$ 3,528.09
7120	Montessori 1-3		\$ 919.37	\$ 0.00	\$ 0.00	\$ 0.00	\$ 919.37
7130	Montessori 4th & 5th		\$ 2,065.54	\$ 0.00	\$ 0.00	\$ 0.00	\$ 2,065.54
7140	Mini-Classes		\$ 1,558.43	\$ 0.00	\$ 72.00	\$ 0.00	\$ 1,486.43
7150	Jumpstart		\$ 0.00	\$ 0.00	\$ 0.00	\$ 0.00	\$ 0.00
7900	Field Trips-Other		-\$ 8,548.25	\$ 0.00	\$ 0.00	\$ 0.00	-\$ 8,548.25
	Q Totals:		\$ 1,332.24	\$ 0.00	\$ 72.00	\$ 0.00	\$ 1,260.24
	Montclair Totals:		\$ 19,592.63	\$ 1.17	\$ 3,810.44	\$ 0.00	\$ 15,783.36

Current Cash Balance

Site ID	Site Name						
Group ID	Group Name						
Activity ID	Activity Name	Beginning Cash	Receipts	Disbursements	Adjustments	Cash Balance	
Morton	Morton Elementary						
A	ACTIVITY GENERAL						
1010	General Admin	\$ 9,347.41	\$ 0.96	\$ 175.00	-\$ 2,073.62	\$ 7,099.75	
1030	Staff Vending	\$ 159.26	\$ 0.00	\$ 0.00	\$ 0.00	\$ 159.26	
	A Totals:	\$ 9,506.67	\$ 0.96	\$ 175.00	-\$ 2,073.62	\$ 7,259.01	
D	CLUBS AND ORGANIZATIONS						
4580	Reading	\$ 78.12	\$ 0.00	\$ 0.00	\$ 0.00	\$ 78.12	
4610	SAFE/DARE/Drug Free	\$ 13.55	\$ 0.00	\$ 0.00	\$ 0.00	\$ 13.55	
4620	Safety Patrol	\$ 0.00	\$ 0.00	\$ 0.00	\$ 0.00	\$ 0.00	
4710	Student Council	-\$ 253.55	\$ 0.00	\$ 0.00	\$ 0.00	-\$ 253.55	
	D Totals:	-\$ 161.88	\$ 0.00	\$ 0.00	\$ 0.00	-\$ 161.88	
E	ADMINISTRATIVE CUSTODIAL						
5040	Fundraising-General	\$ 1,326.76	\$ 0.00	\$ 0.00	\$ 2,073.62	\$ 3,400.38	
5060	Hospitality	\$ 758.10	\$ 0.00	\$ 0.00	\$ 0.00	\$ 758.10	
5070	Library	\$ 3,324.59	\$ 0.00	\$ 0.00	\$ 0.00	\$ 3,324.59	
5140	PayBac	\$ 2,236.91	\$ 0.00	\$ 0.00	\$ 0.00	\$ 2,236.91	
	E Totals:	\$ 7,646.36	\$ 0.00	\$ 0.00	\$ 2,073.62	\$ 9,719.98	
Q	STUDENT FEE FUND						
7000	KG Field Trips	\$ 600.16	\$ 0.00	\$ 0.00	\$ 0.00	\$ 600.16	
7010	1st Grade Field Trips	\$ 400.00	\$ 0.00	\$ 0.00	\$ 0.00	\$ 400.00	
7020	2nd Grade Field Trips	\$ 516.68	\$ 0.00	\$ 0.00	\$ 0.00	\$ 516.68	
7030	3rd Grade Field Trips	-\$ 210.14	\$ 0.00	\$ 0.00	\$ 0.00	-\$ 210.14	
7040	4th Grade Field Trips	\$ 63.56	\$ 0.00	\$ 0.00	\$ 0.00	\$ 63.56	
7050	5th Grade Field Trips	\$ 405.61	\$ 0.00	\$ 0.00	\$ 0.00	\$ 405.61	
7900	Field Trips-Other	-\$ 2,625.14	\$ 0.00	\$ 0.00	\$ 0.00	-\$ 2,625.14	
	Q Totals:	-\$ 849.27	\$ 0.00	\$ 0.00	\$ 0.00	-\$ 849.27	
	Morton Totals:	\$ 16,141.88	\$ 0.96	\$ 175.00	\$ 0.00	\$ 15,967.84	

Current Cash Balance

Site ID	Site Name						Sorted by Site, Group, Activity. From 08/01/2011 to 08/31/2011.
Group ID	Group Name						
	Activity ID	Activity Name	Beginning Cash	Receipts	Disbursements	Adjustments	Cash Balance
Neihardt Neihardt Elementary							
A	ACTIVITY GENERAL						
	1010	General Admin	\$ 16,045.61	\$ 0.00	\$ 202.01	\$ 0.00	\$ 15,843.60
	1030	Staff Vending	\$ 1,141.20	\$ 0.00	\$ 0.00	\$ 0.00	\$ 1,141.20
		A Totals:	\$ 17,186.81	\$ 0.00	\$ 202.01	\$ 0.00	\$ 16,984.80
D	CLUBS AND ORGANIZATIONS						
	4040	Art	-\$ 987.75	\$ 0.00	\$ 0.00	\$ 0.00	-\$ 987.75
	4140	Choir	\$ 332.40	\$ 0.00	\$ 0.00	\$ 0.00	\$ 332.40
	4620	Safety Patrol	\$ 0.00	\$ 0.00	\$ 0.00	\$ 0.00	\$ 0.00
	4710	Student Council	\$ 1,045.19	\$ 0.00	\$ 0.00	\$ 0.00	\$ 1,045.19
	4770	Yearbook	\$ 78.75	\$ 0.00	\$ 0.00	\$ 0.00	\$ 78.75
		D Totals:	\$ 468.59	\$ 0.00	\$ 0.00	\$ 0.00	\$ 468.59
E	ADMINISTRATIVE CUSTODIAL						
	5040	Fundraising-General	\$ 2,639.84	\$ 0.00	\$ 0.00	\$ 0.00	\$ 2,639.84
	5070	Library	\$ 1,603.70	\$ 0.00	\$ 0.00	\$ 0.00	\$ 1,603.70
	5110	Other Student Activities	-\$ 408.00	\$ 0.00	\$ 0.00	\$ 0.00	-\$ 408.00
	5140	PayBac	\$ 0.00	\$ 0.00	\$ 0.00	\$ 0.00	\$ 0.00
		E Totals:	\$ 3,835.54	\$ 0.00	\$ 0.00	\$ 0.00	\$ 3,835.54
Q	STUDENT FEE FUND						
	7000	KG Field Trips	\$ 846.37	\$ 0.00	\$ 0.00	\$ 0.00	\$ 846.37
	7010	1st Grade Field Trips	\$ 781.35	\$ 0.00	\$ 0.00	\$ 0.00	\$ 781.35
	7020	2nd Grade Field Trips	\$ 741.58	\$ 0.00	\$ 0.00	\$ 0.00	\$ 741.58
	7030	3rd Grade Field Trips	\$ 392.62	\$ 0.00	\$ 0.00	\$ 0.00	\$ 392.62
	7040	4th Grade Field Trips	\$ 1,011.62	\$ 0.00	\$ 0.00	\$ 0.00	\$ 1,011.62
	7050	5th Grade Field Trips	\$ 518.65	\$ 0.00	\$ 0.00	\$ 0.00	\$ 518.65
	7900	Field Trips-Other	-\$ 4,441.96	\$ 0.00	\$ 0.00	\$ 0.00	-\$ 4,441.96
		Q Totals:	-\$ 149.77	\$ 0.00	\$ 0.00	\$ 0.00	-\$ 149.77
		Neihardt Totals:	\$ 21,341.17	\$ 0.00	\$ 202.01	\$ 0.00	\$ 21,139.16

Current Cash Balance

Site ID	Site Name						Sorted by Site, Group, Activity. From 08/01/2011 to 08/31/2011.
Group ID	Group Name						
	Activity ID	Activity Name	Beginning Cash	Receipts	Disbursements	Adjustments	Cash Balance
Norris	Norris Elementary School						
A	ACTIVITY GENERAL						
	1010	General Admin	\$ 12,082.50	\$ 60.00	\$ 230.13	\$ 0.00	\$ 11,912.37
	1030	Staff Vending	\$ 306.95	\$ 40.80	\$ 0.00	\$ 0.00	\$ 347.75
	1050	Projects/Support	\$ 3,689.35	\$ 0.00	\$ 0.00	\$ 0.00	\$ 3,689.35
		A Totals:	\$ 16,078.80	\$ 100.80	\$ 230.13	\$ 0.00	\$ 15,949.47
D	CLUBS AND ORGANIZATIONS						
	4010	40 Assets	\$ 204.66	\$ 0.00	\$ 0.00	\$ 0.00	\$ 204.66
	4040	Art	\$ 1,202.65	\$ 0.00	\$ 0.00	\$ 0.00	\$ 1,202.65
	4500	Music	\$ 0.00	\$ 0.00	\$ 0.00	\$ 0.00	\$ 0.00
	4580	Reading	\$ 521.24	\$ 0.00	\$ 0.00	\$ 0.00	\$ 521.24
	4620	Safety Patrol	\$ 0.00	\$ 0.00	\$ 0.00	\$ 0.00	\$ 0.00
	4710	Student Council	\$ 1,461.66	\$ 0.00	\$ 0.00	\$ 0.00	\$ 1,461.66
		D Totals:	\$ 3,390.21	\$ 0.00	\$ 0.00	\$ 0.00	\$ 3,390.21
E	ADMINISTRATIVE CUSTODIAL						
	5040	Fundraising-General	\$ 0.00	\$ 0.00	\$ 0.00	\$ 0.00	\$ 0.00
	5060	Hospitality	\$ 0.00	\$ 0.00	\$ 0.00	\$ 0.00	\$ 0.00
	5080	Media	\$ 2,414.70	\$ 38.11	\$ 0.00	\$ 0.00	\$ 2,452.81
	5090	Montessori	\$ 1,033.67	\$ 0.00	\$ 0.00	\$ 0.00	\$ 1,033.67
	5140	PayBac	\$ 1,035.70	\$ 0.00	\$ 0.00	\$ 0.00	\$ 1,035.70
	5180	Teacher Fund/Grants	\$ 31.75	\$ 0.00	\$ 0.00	\$ 0.00	\$ 31.75
		E Totals:	\$ 4,515.82	\$ 38.11	\$ 0.00	\$ 0.00	\$ 4,553.93
Q	STUDENT FEE FUND						
	7000	KG Field Trips	\$ 416.76	\$ 0.00	\$ 0.00	\$ 0.00	\$ 416.76
	7010	1st Grade Field Trips	\$ 47.51	\$ 0.00	\$ 96.00	\$ 0.00	-\$ 48.49
	7020	2nd Grade Field Trips	\$ 204.38	\$ 0.00	\$ 0.00	\$ 0.00	\$ 204.38
	7030	3rd Grade Field Trips	\$ 353.21	\$ 0.00	\$ 0.00	\$ 0.00	\$ 353.21
	7040	4th Grade Field Trips	\$ 207.45	\$ 0.00	\$ 0.00	\$ 0.00	\$ 207.45
	7050	5th Grade Field Trips	\$ 822.00	\$ 0.00	\$ 0.00	\$ 0.00	\$ 822.00
	7090	ACP (SpEd) Trips	\$ 0.00	\$ 0.00	\$ 0.00	\$ 0.00	\$ 0.00
	7110	Montessori PreK	\$ 769.76	\$ 0.00	\$ 0.00	\$ 0.00	\$ 769.76
	7120	Montessori 1-3	\$ 779.72	\$ 0.00	\$ 0.00	\$ 0.00	\$ 779.72
	7130	Montessori 4th & 5th	\$ 255.20	\$ 0.00	\$ 0.00	\$ 0.00	\$ 255.20
	7150	Jumpstart	\$ 0.00	\$ 0.00	\$ 0.00	\$ 0.00	\$ 0.00
	7900	Field Trips-Other	-\$ 4,562.92	\$ 647.90	\$ 0.00	\$ 0.00	-\$ 3,915.02
		Q Totals:	-\$ 706.93	\$ 647.90	\$ 96.00	\$ 0.00	-\$ 155.03
		Norris Totals:	\$ 23,277.90	\$ 786.81	\$ 326.13	\$ 0.00	\$ 23,738.58

Current Cash Balance

Site ID	Site Name						Sorted by Site, Group, Activity. From 08/01/2011 to 08/31/2011.
Group ID	Group Name						
	Activity ID	Activity Name	Beginning Cash	Receipts	Disbursements	Adjustments	Cash Balance
Reagan	Reagan Elementary						
A	ACTIVITY GENERAL						
	1010	General Admin	\$ 27,966.74	\$ 3,201.45	\$ 234.93	\$ 0.00	\$ 30,933.26
	1030	Staff Vending	\$ 1,627.80	\$ 24.00	\$ 42.36	\$ 0.00	\$ 1,609.44
	A	Totals:	\$ 29,594.54	\$ 3,225.45	\$ 277.29	\$ 0.00	\$ 32,542.70
D	CLUBS AND ORGANIZATIONS						
	4540	Other Clubs	\$ 0.00	\$ 0.00	\$ 0.00	\$ 0.00	\$ 0.00
	4710	Student Council	\$ 986.36	\$ 0.00	\$ 0.00	\$ 0.00	\$ 986.36
	D	Totals:	\$ 986.36	\$ 0.00	\$ 0.00	\$ 0.00	\$ 986.36
E	ADMINISTRATIVE CUSTODIAL						
	5040	Fundraising-General	\$ 18,080.10	\$ 0.00	\$ 0.00	\$ 0.00	\$ 18,080.10
	5060	Hospitality	\$ 0.00	\$ 0.00	\$ 0.00	\$ 0.00	\$ 0.00
	5070	Library	\$ 3,942.87	\$ 156.58	\$ 49.69	\$ 0.00	\$ 4,049.76
	5140	PayBac	\$ 0.00	\$ 0.00	\$ 0.00	\$ 0.00	\$ 0.00
	E	Totals:	\$ 22,022.97	\$ 156.58	\$ 49.69	\$ 0.00	\$ 22,129.86
Q	STUDENT FEE FUND						
	7000	KG Field Trips	\$ 1,657.47	\$ 0.00	\$ 0.00	\$ 0.00	\$ 1,657.47
	7010	1st Grade Field Trips	\$ 1,049.79	\$ 0.00	\$ 0.00	\$ 0.00	\$ 1,049.79
	7020	2nd Grade Field Trips	\$ 3,045.19	\$ 0.00	\$ 0.00	\$ 0.00	\$ 3,045.19
	7030	3rd Grade Field Trips	\$ 1,223.74	\$ 0.00	\$ 0.00	\$ 0.00	\$ 1,223.74
	7040	4th Grade Field Trips	\$ 629.81	\$ 0.00	\$ 0.00	\$ 0.00	\$ 629.81
	7050	5th Grade Field Trips	\$ 1,506.28	\$ 0.00	\$ 0.00	\$ 0.00	\$ 1,506.28
	7900	Field Trips-Other	-\$ 9,074.10	\$ 0.00	\$ 0.00	\$ 0.00	-\$ 9,074.10
	Q	Totals:	\$ 38.18	\$ 0.00	\$ 0.00	\$ 0.00	\$ 38.18
	Reagan	Totals:	\$ 52,642.05	\$ 3,382.03	\$ 326.98	\$ 0.00	\$ 55,697.10

Current Cash Balance

Site ID	Site Name						
Group ID	Group Name		Beginning Cash	Receipts	Disbursements	Adjustments	Cash Balance
Reeder	Reeder Elementary						
A	ACTIVITY GENERAL						
	1010	General Admin	\$ 7,712.61	\$ 10,900.00	\$ 1,983.56	\$ 0.00	\$ 16,629.05
	1030	Staff Vending	\$ 267.17	\$ 44.90	\$ 0.00	\$ 0.00	\$ 312.07
		A Totals:	\$ 7,979.78	\$ 10,944.90	\$ 1,983.56	\$ 0.00	\$ 16,941.12
D	CLUBS AND ORGANIZATIONS						
	4500	Music	\$ 1,209.09	\$ 299.00	\$ 0.00	\$ 0.00	\$ 1,508.09
	4580	Reading	\$ 0.00	\$ 0.00	\$ 0.00	\$ 0.00	\$ 0.00
	4710	Student Council	\$ 510.21	\$ 0.00	\$ 0.00	\$ 0.00	\$ 510.21
		D Totals:	\$ 1,719.30	\$ 299.00	\$ 0.00	\$ 0.00	\$ 2,018.30
E	ADMINISTRATIVE CUSTODIAL						
	5040	Fundraising-General	\$ 56.91	\$ 0.00	\$ 0.00	\$ 0.00	\$ 56.91
	5060	Hospitality	\$ 0.00	\$ 0.00	\$ 0.00	\$ 0.00	\$ 0.00
	5070	Library	\$ 3,865.48	\$ 0.00	\$ 1,215.25	\$ 0.00	\$ 2,650.23
	5120	P.E.	\$ 2,027.30	\$ 0.00	\$ 0.00	\$ 0.00	\$ 2,027.30
	5140	PayBac	\$ 6,152.12	\$ 0.00	\$ 0.00	\$ 0.00	\$ 6,152.12
	5180	Teacher Fund/Grants	\$ 0.00	\$ 0.00	\$ 0.00	\$ 0.00	\$ 0.00
		E Totals:	\$ 12,101.81	\$ 0.00	\$ 1,215.25	\$ 0.00	\$ 10,886.56
Q	STUDENT FEE FUND						
	7000	KG Field Trips	\$ 296.73	\$ 0.00	\$ 0.00	\$ 0.00	\$ 296.73
	7010	1st Grade Field Trips	\$ 1,069.86	\$ 0.00	\$ 0.00	\$ 0.00	\$ 1,069.86
	7020	2nd Grade Field Trips	\$ 612.77	\$ 0.00	\$ 0.00	\$ 0.00	\$ 612.77
	7030	3rd Grade Field Trips	\$ 350.85	\$ 0.00	\$ 0.00	\$ 0.00	\$ 350.85
	7040	4th Grade Field Trips	\$ 231.49	\$ 0.00	\$ 0.00	\$ 0.00	\$ 231.49
	7050	5th Grade Field Trips	\$ 514.50	\$ 0.00	\$ 0.00	\$ 0.00	\$ 514.50
	7090	ACP (SpEd) Trips	\$ 47.25	\$ 0.00	\$ 0.00	\$ 0.00	\$ 47.25
	7900	Field Trips-Other	-\$ 2,943.69	\$ 0.00	\$ 0.00	\$ 0.00	-\$ 2,943.69
		Q Totals:	\$ 179.76	\$ 0.00	\$ 0.00	\$ 0.00	\$ 179.76
		Reeder Totals:	\$ 21,980.65	\$ 11,243.90	\$ 3,198.81	\$ 0.00	\$ 30,025.74

Current Cash Balance

Site ID	Site Name						Sorted by Site, Group, Activity.
Group ID	Group Name						From 08/01/2011 to 08/31/2011.
Activity ID	Activity Name	Beginning Cash	Receipts	Disbursements	Adjustments	Cash Balance	
Rockwell Elementary							
A	ACTIVITY GENERAL						
1010	General Admin	\$ 6,795.35	\$ 572.70	\$ 518.84	\$ 0.00	\$ 6,849.21	
1030	Staff Vending	\$ 483.26	\$ 81.60	\$ 63.36	\$ 0.00	\$ 501.50	
1040	Donations	\$ 8,069.45	\$ 150.00	\$ 246.08	\$ 0.00	\$ 7,973.37	
	A Totals:	\$ 15,348.06	\$ 804.30	\$ 828.28	\$ 0.00	\$ 15,324.08	
D	CLUBS AND ORGANIZATIONS						
4230	Environmental Club	\$ 230.24	\$ 0.00	\$ 0.00	\$ 0.00	\$ 230.24	
4540	Other Clubs	\$ 388.16	\$ 0.00	\$ 0.00	\$ 0.00	\$ 388.16	
4610	SAFE/DARE/Drug Free	\$ 203.99	\$ 0.00	\$ 0.00	\$ 0.00	\$ 203.99	
4710	Student Council	\$ 2,317.31	\$ 0.00	\$ 0.00	\$ 0.00	\$ 2,317.31	
	D Totals:	\$ 3,139.70	\$ 0.00	\$ 0.00	\$ 0.00	\$ 3,139.70	
E	ADMINISTRATIVE CUSTODIAL						
5040	Fundraising-General	\$ 2,380.40	\$ 0.00	\$ 736.75	\$ 0.00	\$ 1,643.65	
5070	Library	\$ 3,869.46	\$ 0.00	\$ 0.00	\$ 0.00	\$ 3,869.46	
5110	Other Student Activities	\$ 2,066.55	\$ 0.00	\$ 247.25	\$ 0.00	\$ 1,819.30	
5140	PayBac	\$ 2,193.79	\$ 0.00	\$ 0.00	\$ 0.00	\$ 2,193.79	
	E Totals:	\$ 10,510.20	\$ 0.00	\$ 984.00	\$ 0.00	\$ 9,526.20	
Q	STUDENT FEE FUND						
7000	KG Field Trips	\$ 987.63	\$ 0.00	\$ 0.00	\$ 0.00	\$ 987.63	
7010	1st Grade Field Trips	\$ 197.92	\$ 0.00	\$ 0.00	\$ 0.00	\$ 197.92	
7020	2nd Grade Field Trips	\$ 324.21	\$ 134.12	\$ 134.12	\$ 0.00	\$ 324.21	
7030	3rd Grade Field Trips	\$ 208.56	\$ 0.00	\$ 0.00	\$ 0.00	\$ 208.56	
7040	4th Grade Field Trips	\$ 688.37	\$ 0.00	\$ 0.00	\$ 0.00	\$ 688.37	
7050	5th Grade Field Trips	\$ 588.25	\$ 0.00	\$ 0.00	\$ 0.00	\$ 588.25	
7900	Field Trips-Other	-\$ 3,433.23	\$ 794.15	\$ 0.00	\$ 0.00	-\$ 2,639.08	
	Q Totals:	-\$ 438.29	\$ 928.27	\$ 134.12	\$ 0.00	\$ 355.86	
	Rockwell Totals:	\$ 28,559.67	\$ 1,732.57	\$ 1,946.40	\$ 0.00	\$ 28,345.84	

Current Cash Balance

Site ID	Site Name						
Group ID	Group Name		Beginning Cash	Receipts	Disbursements	Adjustments	Cash Balance
Rohwer	Rohwer Elementary						
A	ACTIVITY GENERAL						
1010	General Admin		\$ 14,772.55	\$ 1.73	\$ 911.39	\$ 0.00	\$ 13,862.89
1030	Staff Vending		\$ 139.64	\$ 0.00	\$ 151.93	\$ 0.00	-\$ 12.29
	A	Totals:	\$ 14,912.19	\$ 1.73	\$ 1,063.32	\$ 0.00	\$ 13,850.60
D	CLUBS AND ORGANIZATIONS						
4070	Birthday Book Club		\$ 1,507.49	\$ 0.00	\$ 0.00	\$ 0.00	\$ 1,507.49
4140	Choir		\$ 0.00	\$ 0.00	\$ 0.00	\$ 0.00	\$ 0.00
4620	Safety Patrol		\$ 25.00	\$ 0.00	\$ 0.00	\$ 0.00	\$ 25.00
4710	Student Council		\$ 389.12	\$ 0.00	\$ 0.00	\$ 0.00	\$ 389.12
	D	Totals:	\$ 1,921.61	\$ 0.00	\$ 0.00	\$ 0.00	\$ 1,921.61
E	ADMINISTRATIVE CUSTODIAL						
5040	Fundraising-General		\$ 0.00	\$ 0.00	\$ 0.00	\$ 0.00	\$ 0.00
5060	Hospitality		\$ 370.92	\$ 0.00	\$ 35.13	\$ 0.00	\$ 335.79
5080	Media		\$ 4,597.87	\$ 0.00	\$ 21.55	\$ 0.00	\$ 4,576.32
5140	PayBac		\$ 5,096.72	\$ 0.00	\$ 577.83	\$ 0.00	\$ 4,518.89
5180	Teacher Fund/Grants		\$ 0.00	\$ 0.00	\$ 0.00	\$ 0.00	\$ 0.00
	E	Totals:	\$ 10,065.51	\$ 0.00	\$ 634.51	\$ 0.00	\$ 9,431.00
Q	STUDENT FEE FUND						
7000	KG Field Trips		\$ 786.69	\$ 0.00	\$ 0.00	\$ 0.00	\$ 786.69
7010	1st Grade Field Trips		\$ 1,039.87	\$ 0.00	\$ 0.00	\$ 0.00	\$ 1,039.87
7020	2nd Grade Field Trips		\$ 358.58	\$ 0.00	\$ 0.00	\$ 0.00	\$ 358.58
7030	3rd Grade Field Trips		\$ 736.43	\$ 0.00	\$ 0.00	\$ 0.00	\$ 736.43
7040	4th Grade Field Trips		\$ 24.95	\$ 0.00	\$ 0.00	\$ 0.00	\$ 24.95
7050	5th Grade Field Trips		\$ 1,194.17	\$ 0.00	\$ 0.00	\$ 0.00	\$ 1,194.17
7900	Field Trips-Other		-\$ 2,484.53	\$ 0.00	\$ 0.00	\$ 0.00	-\$ 2,484.53
	Q	Totals:	\$ 1,656.16	\$ 0.00	\$ 0.00	\$ 0.00	\$ 1,656.16
	Rohwer	Totals:	\$ 28,555.47	\$ 1.73	\$ 1,697.83	\$ 0.00	\$ 26,859.37

Current Cash Balance

Site ID	Site Name						
Group ID	Group Name		Beginning Cash	Receipts	Disbursements	Adjustments	Cash Balance
Sandoz	Sandoz Elementary						
A	ACTIVITY GENERAL						
1010	General Admin		\$ 8,675.50	\$ 1,112.58	\$ 281.58	\$ 0.00	\$ 9,506.50
1030	Staff Vending		\$ 487.78	\$ 0.00	\$ 96.90	\$ 0.00	\$ 390.88
	A Totals:		\$ 9,163.28	\$ 1,112.58	\$ 378.48	\$ 0.00	\$ 9,897.38
D	CLUBS AND ORGANIZATIONS						
4040	Art		\$ 0.00	\$ 0.00	\$ 0.00	\$ 0.00	\$ 0.00
4710	Student Council		\$ 412.60	\$ 0.00	\$ 0.00	\$ 0.00	\$ 412.60
	D Totals:		\$ 412.60	\$ 0.00	\$ 0.00	\$ 0.00	\$ 412.60
E	ADMINISTRATIVE CUSTODIAL						
5040	Fundraising-General		\$ 0.00	\$ 0.00	\$ 0.00	\$ 0.00	\$ 0.00
5070	Library		\$ 1,551.57	\$ 101.79	\$ 99.74	\$ 0.00	\$ 1,553.62
	E Totals:		\$ 1,551.57	\$ 101.79	\$ 99.74	\$ 0.00	\$ 1,553.62
Q	STUDENT FEE FUND						
7000	KG Field Trips		\$ 133.06	\$ 0.00	\$ 0.00	\$ 0.00	\$ 133.06
7010	1st Grade Field Trips		\$ 438.04	\$ 0.00	\$ 0.00	\$ 0.00	\$ 438.04
7020	2nd Grade Field Trips		\$ 130.84	\$ 0.00	\$ 0.00	\$ 0.00	\$ 130.84
7030	3rd Grade Field Trips		\$ 279.00	\$ 0.00	\$ 0.00	\$ 0.00	\$ 279.00
7040	4th Grade Field Trips		\$ 126.98	\$ 0.00	\$ 0.00	\$ 0.00	\$ 126.98
7050	5th Grade Field Trips		\$ 813.05	\$ 0.00	\$ 0.00	\$ 0.00	\$ 813.05
7090	ACP (SpEd) Trips		\$ 0.00	\$ 0.00	\$ 0.00	\$ 0.00	\$ 0.00
7900	Field Trips-Other		-\$ 2,117.06	\$ 0.00	\$ 0.00	\$ 0.00	-\$ 2,117.06
	Q Totals:		-\$ 196.09	\$ 0.00	\$ 0.00	\$ 0.00	-\$ 196.09
	Sandoz Totals:		\$ 10,931.36	\$ 1,214.37	\$ 478.22	\$ 0.00	\$ 11,667.51

Current Cash Balance

Site ID	Site Name	Sorted by Site, Group, Activity.				
Group ID	Group Name	From 08/01/2011 to 08/31/2011.				
Activity ID	Activity Name	Beginning Cash	Receipts	Disbursements	Adjustments	Cash Balance
Upchurc	Upchurch Elementary					
A	ACTIVITY GENERAL					
1010	General Admin	\$ 7,520.25	\$ 1.00	\$ 138.64	\$ 0.00	\$ 7,382.61
1030	Staff Vending	\$ 153.37	\$ 0.00	\$ 0.00	\$ 0.00	\$ 153.37
	A Totals:	\$ 7,673.62	\$ 1.00	\$ 138.64	\$ 0.00	\$ 7,535.98
D	CLUBS AND ORGANIZATIONS					
4710	Student Council	-\$ 4,805.58	\$ 0.00	\$ 166.91	\$ 0.00	-\$ 4,972.49
	D Totals:	-\$ 4,805.58	\$ 0.00	\$ 166.91	\$ 0.00	-\$ 4,972.49
E	ADMINISTRATIVE CUSTODIAL					
5040	Fundraising-General	\$ 11,710.00	\$ 0.00	\$ 0.00	\$ 0.00	\$ 11,710.00
5070	Library	\$ 2,783.02	\$ 0.00	\$ 1,803.64	\$ 0.00	\$ 979.38
	E Totals:	\$ 14,493.02	\$ 0.00	\$ 1,803.64	\$ 0.00	\$ 12,689.38
Q	STUDENT FEE FUND					
7000	KG Field Trips	\$ 671.02	\$ 0.00	\$ 0.00	\$ 0.00	\$ 671.02
7010	1st Grade Field Trips	\$ 670.03	\$ 0.00	\$ 0.00	\$ 0.00	\$ 670.03
7020	2nd Grade Field Trips	\$ 516.42	\$ 0.00	\$ 0.00	\$ 0.00	\$ 516.42
7030	3rd Grade Field Trips	\$ 630.90	\$ 0.00	\$ 0.00	\$ 0.00	\$ 630.90
7040	4th Grade Field Trips	-\$ 254.86	\$ 0.00	\$ 0.00	\$ 0.00	-\$ 254.86
7050	5th Grade Field Trips	\$ 280.47	\$ 0.00	\$ 0.00	\$ 0.00	\$ 280.47
7900	Field Trips-Other	-\$ 2,477.44	\$ 0.00	\$ 0.00	\$ 0.00	-\$ 2,477.44
	Q Totals:	\$ 36.54	\$ 0.00	\$ 0.00	\$ 0.00	\$ 36.54
	Upchurc Totals:	\$ 17,397.60	\$ 1.00	\$ 2,109.19	\$ 0.00	\$ 15,289.41

Current Cash Balance

Site ID	Site Name						Sorted by Site, Group, Activity
Group ID	Group Name						From 08/01/2011 to 08/31/2011.
	Activity ID	Activity Name	Beginning Cash	Receipts	Disbursements	Adjustments	Cash Balance
Wheeler	Wheeler Elementary						
A	ACTIVITY GENERAL						
	1010	General Admin	\$ 10,746.08	\$ 100.00	\$ 2.59	\$ 0.00	\$ 10,843.49
	1030	Staff Vending	\$ 151.85	\$ 0.00	\$ 0.00	\$ 0.00	\$ 151.85
	1040	Donations	\$ 1,709.04	\$ 0.00	\$ 0.00	\$ 0.00	\$ 1,709.04
		A Totals:	\$ 12,606.97	\$ 100.00	\$ 2.59	\$ 0.00	\$ 12,704.38
D	CLUBS AND ORGANIZATIONS						
	4040	Art	\$ 0.00	\$ 0.00	\$ 0.00	\$ 0.00	\$ 0.00
	4070	Birthday Book Club	\$ 973.84	\$ 0.00	\$ 0.00	\$ 0.00	\$ 973.84
	4500	Music	\$ 180.00	\$ 0.00	\$ 0.00	\$ 0.00	\$ 180.00
	4710	Student Council	\$ 189.84	\$ 0.00	\$ 0.00	\$ 0.00	\$ 189.84
		D Totals:	\$ 1,343.68	\$ 0.00	\$ 0.00	\$ 0.00	\$ 1,343.68
E	ADMINISTRATIVE CUSTODIAL						
	5040	Fundraising-General	\$ 0.00	\$ 0.00	\$ 0.00	\$ 0.00	\$ 0.00
	5060	Hospitality	\$ 30.00	\$ 0.00	\$ 0.00	\$ 0.00	\$ 30.00
	5080	Media	\$ 3,183.53	\$ 17.02	\$ 458.21	\$ 0.00	\$ 2,742.34
	5100	Other Adm Custodial	\$ 3,549.62	\$ 0.00	\$ 1,400.00	\$ 0.00	\$ 2,149.62
		E Totals:	\$ 6,763.15	\$ 17.02	\$ 1,858.21	\$ 0.00	\$ 4,921.96
Q	STUDENT FEE FUND						
	7000	KG Field Trips	\$ 623.35	\$ 0.00	\$ 0.00	\$ 0.00	\$ 623.35
	7010	1st Grade Field Trips	\$ 12.21	\$ 0.00	\$ 0.00	\$ 0.00	\$ 12.21
	7020	2nd Grade Field Trips	\$ 558.63	\$ 0.00	\$ 0.00	\$ 0.00	\$ 558.63
	7030	3rd Grade Field Trips	\$ 1,793.71	\$ 0.00	\$ 374.25	\$ 0.00	\$ 1,419.46
	7040	4th Grade Field Trips	\$ 401.46	\$ 0.00	\$ 0.00	\$ 0.00	\$ 401.46
	7050	5th Grade Field Trips	\$ 1,059.69	\$ 0.00	\$ 0.00	\$ 0.00	\$ 1,059.69
	7600	Garden Club	\$ 160.79	\$ 0.00	\$ 0.00	\$ 0.00	\$ 160.79
	7900	Field Trips-Other	-\$ 3,211.88	\$ 0.00	\$ 0.00	\$ 0.00	-\$ 3,211.88
		Q Totals:	\$ 1,397.96	\$ 0.00	\$ 374.25	\$ 0.00	\$ 1,023.71
		Wheeler Totals:	\$ 22,111.76	\$ 117.02	\$ 2,235.05	\$ 0.00	\$ 19,993.73

Current Cash Balance

Site ID	Site Name						
Group ID	Group Name						
Activity ID	Activity Name	Beginning Cash	Receipts	Disbursements	Adjustments	Cash Balance	
Willowd	Willowdale Elementary						
A	ACTIVITY GENERAL						
1010	General Admin	\$ 12,902.72	\$ 1.51	\$ 4,554.71	\$ 0.00	\$ 8,349.52	
1030	Staff Vending	\$ 3,864.76	\$ 0.00	\$ 0.00	\$ 0.00	\$ 3,864.76	
	A Totals:	\$ 16,767.48	\$ 1.51	\$ 4,554.71	\$ 0.00	\$ 12,214.28	
D	CLUBS AND ORGANIZATIONS						
4040	Art	\$ 0.00	\$ 0.00	\$ 0.00	\$ 0.00	\$ 0.00	
4140	Choir	\$ 0.00	\$ 0.00	\$ 0.00	\$ 0.00	\$ 0.00	
4230	Environmental Club	\$ 0.00	\$ 0.00	\$ 0.00	\$ 0.00	\$ 0.00	
4710	Student Council	\$ 349.83	\$ 0.00	\$ 0.00	\$ 0.00	\$ 349.83	
	D Totals:	\$ 349.83	\$ 0.00	\$ 0.00	\$ 0.00	\$ 349.83	
E	ADMINISTRATIVE CUSTODIAL						
5040	Fundraising-General	\$ 706.33	\$ 0.00	\$ 0.00	\$ 0.00	\$ 706.33	
5050	HAL	-\$ 25.64	\$ 0.00	\$ 0.00	\$ 0.00	-\$ 25.64	
5080	Media	\$ 4,717.69	\$ 0.00	\$ 0.00	\$ 0.00	\$ 4,717.69	
5180	Teacher Fund/Grants	\$ 965.72	\$ 0.00	\$ 0.00	\$ 0.00	\$ 965.72	
5200	Outdoor Learning Environment	\$ 300.72	\$ 0.00	\$ 0.00	\$ 0.00	\$ 300.72	
	E Totals:	\$ 6,664.82	\$ 0.00	\$ 0.00	\$ 0.00	\$ 6,664.82	
Q	STUDENT FEE FUND						
7000	KG Field Trips	\$ 1,353.75	\$ 0.00	\$ 0.00	\$ 0.00	\$ 1,353.75	
7010	1st Grade Field Trips	\$ 835.42	\$ 0.00	\$ 0.00	\$ 0.00	\$ 835.42	
7020	2nd Grade Field Trips	\$ 437.00	\$ 0.00	\$ 0.00	\$ 0.00	\$ 437.00	
7030	3rd Grade Field Trips	\$ 1,408.53	\$ 0.00	\$ 0.00	\$ 0.00	\$ 1,408.53	
7040	4th Grade Field Trips	\$ 526.82	\$ 0.00	\$ 0.00	\$ 0.00	\$ 526.82	
7050	5th Grade Field Trips	\$ 351.72	\$ 0.00	\$ 0.00	\$ 0.00	\$ 351.72	
7900	Field Trips-Other	-\$ 2,803.84	\$ 0.00	\$ 0.00	\$ 0.00	-\$ 2,803.84	
	Q Totals:	\$ 2,109.40	\$ 0.00	\$ 0.00	\$ 0.00	\$ 2,109.40	
	Willowda Totals:	\$ 25,891.53	\$ 1.51	\$ 4,554.71	\$ 0.00	\$ 21,338.33	
	Report Totals:	\$ 1,895,810.37	\$ 777,616.55	\$ 365,030.66	\$ 15,709.38	\$ 2,324,105.64	

Current Cash Balance

Site ID	Site Name	Sorted by Site, Group, Activity.					
Group ID	Group Name	From 08/01/2011 to 08/31/2011.					
	Activity ID	Activity Name	Beginning Cash	Receipts	Disbursements	Adjustments	Cash Balance
AMS	Andersen Middle School						
A	ACTIVITY GENERAL						
	1010	General Admin	\$ 23,903.63	\$ 0.00	\$ 182.51	\$ 803.35	\$ 24,524.47
	1025	Savings	-\$ 5,000.00	\$ 4.68	\$ 4.68	\$ 0.00	-\$ 5,000.00
	1030	Staff Vending	\$ 958.12	\$ 0.00	\$ 53.45	\$ 0.00	\$ 904.67
	1035	Student Vending	\$ 7,773.93	\$ 0.00	\$ 0.00	\$ 0.00	\$ 7,773.93
		A Totals:	\$ 27,635.68	\$ 4.68	\$ 240.64	\$ 803.35	\$ 28,203.07
B	Athletics-Girls						
	2013	Misc. Expenditures - Girls	\$ 0.00	\$ 0.00	\$ 0.00	\$ 0.00	\$ 0.00
		B Totals:	\$ 0.00	\$ 0.00	\$ 0.00	\$ 0.00	\$ 0.00
C	Athletics-Boys						
	3013	Misc. Expenditures - Boys	\$ 0.00	\$ 0.00	\$ 0.00	\$ 11,051.25	\$ 11,051.25
		C Totals:	\$ 0.00	\$ 0.00	\$ 0.00	\$ 11,051.25	\$ 11,051.25
D	CLUBS AND ORGANIZATIONS						
	4040	Art	\$ 50.70	\$ 0.00	\$ 0.00	\$ 0.00	\$ 50.70
	4060	Band	\$ 5,161.88	\$ 0.00	\$ 214.52	\$ 1,840.39	\$ 6,787.75
	4080	Book Club	\$ 249.16	\$ 0.00	\$ 0.00	\$ 0.00	\$ 249.16
	4100	Builders Club	\$ 310.92	\$ 0.00	\$ 0.00	\$ 0.00	\$ 310.92
	4220	Drama Club	\$ 0.00	\$ 0.00	\$ 0.00	\$ 0.00	\$ 0.00
	4260	FCS Club	\$ 1,148.78	\$ 596.00	\$ 0.00	\$ 0.00	\$ 1,744.78
	4370	Industrial Arts	\$ 5,961.68	\$ 0.00	\$ 15.79	\$ 0.00	\$ 5,945.89
	4440	Leadership Club	\$ 1,122.15	\$ 0.00	\$ 0.00	\$ 0.00	\$ 1,122.15
	4500	Music	\$ 1,868.19	\$ 10.00	\$ 200.00	\$ 0.00	\$ 1,678.19
	4540	Other Clubs	\$ 174.00	\$ 0.00	\$ 0.00	-\$ 174.00	\$ 0.00
	4560	Photography Club	\$ 79.58	\$ 0.00	\$ 0.00	\$ 0.00	\$ 79.58
	4590	Renaissance Program	\$ 1,140.79	\$ 0.00	\$ 0.00	\$ 0.00	\$ 1,140.79
	4630	Science Club	\$ 0.99	\$ 0.00	\$ 0.00	\$ 0.00	\$ 0.99
	4710	Student Council	\$ 1,730.63	\$ 0.00	\$ 19.92	\$ 0.00	\$ 1,710.71
	4740	Volleyball Club	\$ 0.00	\$ 0.00	\$ 0.00	\$ 0.00	\$ 0.00
	4750	Volunteer Club	\$ 629.35	\$ 0.00	\$ 0.00	-\$ 629.35	\$ 0.00
	4770	Yearbook	\$ 4,298.89	\$ 2,125.00	\$ 3,927.74	\$ 0.00	\$ 2,496.15
	4780	Youth to Youth	\$ 359.41	\$ 283.00	\$ 150.00	\$ 0.00	\$ 492.41
		D Totals:	\$ 24,287.10	\$ 3,014.00	\$ 4,527.97	\$ 1,037.04	\$ 23,810.17
E	ADMINISTRATIVE CUSTODIAL						
	5020	Fines	\$ 8,195.82	\$ 0.00	\$ 354.75	\$ 0.00	\$ 7,841.07
	5030	Counseling Center	\$ 1,419.44	\$ 1,750.00	\$ 180.21	\$ 0.00	\$ 2,989.23
	5040	Fundraising-General	\$ 16,844.22	\$ 0.00	\$ 1,790.00	-\$ 6,102.58	\$ 8,951.64
	5050	HAL	\$ 0.00	\$ 0.00	\$ 0.00	\$ 0.00	\$ 0.00
	5060	Hospitality	\$ 260.49	\$ 0.00	\$ 200.19	\$ 0.00	\$ 60.30
	5070	Library	\$ 1,427.97	\$ 0.00	\$ 16.84	\$ 0.00	\$ 1,411.13
	5100	Other Adm Custodial	-\$ 9,895.35	\$ 12,050.00	\$ 0.00	\$ 0.00	\$ 2,154.65
	5110	Other Student Activities	\$ 809.70	\$ 0.00	\$ 0.00	-\$ 809.70	\$ 0.00

Current Cash Balance

Site ID	Site Name	Sorted by Site, Group, Activity.				
Group ID	Group Name	From 08/01/2011 to 08/31/2011.				
Activity ID	Activity Name	Beginning Cash	Receipts	Disbursements	Adjustments	Cash Balance
5120	P.E.	\$ 721.79	\$ 0.00	\$ 0.00	\$ 0.00	\$ 721.79
5165	Logo Sales	\$ 2,780.17	\$ 0.00	\$ 0.00	\$ 0.00	\$ 2,780.17
5200	Outdoor Learning Environment	\$ 1,260.84	\$ 0.00	\$ 0.00	\$ 0.00	\$ 1,260.84
5215	Special Events	\$ 6,148.51	\$ 0.00	\$ 119.35	\$ 809.70	\$ 6,838.86
E Totals:		\$ 29,973.60	\$ 13,800.00	\$ 2,661.34	-\$ 6,102.58	\$ 35,009.68
Q	STUDENT FEE FUND					
7060	6th Grade Field Trips	-\$ 103.30	\$ 0.00	\$ 0.00	\$ 103.30	\$ 0.00
7070	7th Grade Field Trips	\$ 0.00	\$ 0.00	\$ 0.00	\$ 0.00	\$ 0.00
7080	8th Grade Field Trips	\$ 363.30	\$ 0.00	\$ 0.00	\$ 0.00	\$ 363.30
7150	Jumpstart	\$ 893.37	\$ 1,020.00	\$ 2,023.96	\$ 110.59	\$ 0.00
7170	Participation Fees - Clubs & Orgs	\$ 1,511.01	\$ 0.00	\$ 0.00	-\$ 1,511.01	\$ 0.00
7900	Field Trips-Other	-\$ 49.34	\$ 0.00	\$ 0.00	\$ 49.34	\$ 0.00
Q Totals:		\$ 2,615.04	\$ 1,020.00	\$ 2,023.96	-\$ 1,247.78	\$ 363.30
S	ATHLETIC					
9050	Athletic-General	-\$ 5,854.97	\$ 345.00	\$ 0.00	\$ 5,509.97	\$ 0.00
S Totals:		-\$ 5,854.97	\$ 345.00	\$ 0.00	\$ 5,509.97	\$ 0.00
AMS Totals:		\$ 78,656.45	\$ 18,183.68	\$ 9,453.91	\$ 11,051.25	\$ 98,437.47

Current Cash Balance

Site ID	Site Name						Sorted by Site, Group, Activity From 08/01/2011 to 08/31/2011.
Group ID	Group Name		Beginning Cash	Receipts	Disbursements	Adjustments	Cash Balance
	Activity ID	Activity Name					
BMS	Beadle Middle School						
A	ACTIVITY GENERAL						
	1010	General Admin	\$ 943.10	\$ 33.37	\$ 564.98	-\$ 116.13	\$ 295.36
	1025	Savings	\$ 0.00	\$ 0.00	\$ 0.00	\$ 0.00	\$ 0.00
	1030	Staff Vending	-\$ 3.39	\$ 0.00	\$ 486.51	\$ 0.00	-\$ 489.90
	1035	Student Vending	\$ 14,001.57	\$ 0.00	\$ 2,328.00	\$ 0.00	\$ 11,673.57
	1040	Donations	\$ 10,691.96	\$ 0.00	\$ 0.00	\$ 0.00	\$ 10,691.96
	1070	Start Up Cash	-\$ 200.00	\$ 200.00	\$ 0.00	\$ 0.00	\$ 0.00
	1080	Next Year Monies	\$ 1,490.00	\$ 0.00	\$ 0.00	\$ 0.00	\$ 1,490.00
		A Totals:	\$ 26,923.24	\$ 233.37	\$ 3,379.49	-\$ 116.13	\$ 23,660.99
B	Athletics-Girls						
	2013	Misc. Expenditures - Girls	\$ 0.00	\$ 0.00	\$ 0.00	\$ 0.00	\$ 0.00
		B Totals:	\$ 0.00	\$ 0.00	\$ 0.00	\$ 0.00	\$ 0.00
C	Athletics-Boys						
	3013	Misc. Expenditures - Boys	\$ 4,515.83	\$ 0.00	\$ 0.00	-\$ 1,762.85	\$ 2,752.98
		C Totals:	\$ 4,515.83	\$ 0.00	\$ 0.00	-\$ 1,762.85	\$ 2,752.98
D	CLUBS AND ORGANIZATIONS						
	4040	Art	\$ 33.43	\$ 0.00	\$ 0.00	\$ 0.00	\$ 33.43
	4060	Band	-\$ 388.03	\$ 0.00	\$ 0.00	\$ 0.00	-\$ 388.03
	4170	Cross Country Club	\$ 8.52	\$ 0.00	\$ 0.00	\$ 0.00	\$ 8.52
	4190	Dance Club	\$ 3.71	\$ 0.00	\$ 0.00	\$ 0.00	\$ 3.71
	4200	Debate Team	-\$ 0.10	\$ 0.00	\$ 0.00	\$ 0.00	-\$ 0.10
	4220	Drama Club	\$ 0.00	\$ 0.00	\$ 0.00	\$ 0.00	\$ 0.00
	4230	Environmental Club	\$ 335.40	\$ 0.00	\$ 0.00	\$ 0.00	\$ 335.40
	4260	FCS Club	\$ 312.56	\$ 0.00	\$ 0.00	\$ 0.00	\$ 312.56
	4320	Future Educators	\$ 16.67	\$ 0.00	\$ 0.00	\$ 0.00	\$ 16.67
	4540	Other Clubs	\$ 3,545.19	\$ 0.00	\$ 360.00	-\$ 3,185.19	\$ 0.00
	4570	Play Production	\$ 2,173.83	\$ 0.00	\$ 0.00	\$ 0.00	\$ 2,173.83
	4630	Science Club	\$ 21.95	\$ 0.00	\$ 0.00	\$ 0.00	\$ 21.95
	4690	Spirit Shop	\$ 1,239.37	\$ 630.00	\$ 2,210.20	\$ 0.00	-\$ 340.83
	4710	Student Council	\$ 232.53	\$ 0.00	\$ 0.00	\$ 0.00	\$ 232.53
	4770	Yearbook	\$ 10,739.25	\$ 0.00	\$ 5,414.53	\$ 0.00	\$ 5,324.72
	4780	Youth to Youth	\$ 213.81	\$ 0.00	\$ 0.00	\$ 0.00	\$ 213.81
		D Totals:	\$ 18,488.09	\$ 630.00	\$ 7,984.73	-\$ 3,185.19	\$ 7,948.17
E	ADMINISTRATIVE CUSTODIAL						
	5025	Fines - Library Book	\$ 558.05	\$ 0.00	\$ 19.90	\$ 0.00	\$ 538.15
	5030	Counseling Center	\$ 461.81	\$ 0.00	\$ 0.00	\$ 0.00	\$ 461.81
	5040	Fundraising-General	\$ 0.00	\$ 0.00	\$ 0.00	\$ 0.00	\$ 0.00
	5050	HAL	-\$ 110.23	\$ 0.00	\$ 0.00	\$ 0.00	-\$ 110.23
	5060	Hospitality	\$ 891.77	\$ 840.00	\$ 80.00	\$ 0.00	\$ 1,651.77
	5070	Library	\$ 589.14	\$ 0.00	\$ 0.00	\$ 0.00	\$ 589.14
	5120	P.E.	\$ 672.01	\$ 1,876.00	\$ 0.00	\$ 0.00	\$ 2,548.01

Current Cash Balance

Site ID	Site Name						Sorted by Site, Group, Activity.	
Group ID	Group Name						From 08/01/2011 to 08/31/2011.	
Activity ID	Activity Name	Beginning Cash	Receipts	Disbursements	Adjustments	Cash Balance		
5220	Site Improvements	\$ 6,360.74	\$ 0.00	\$ 0.00	\$ 0.00	\$ 6,360.74		
	E Totals:	\$ 9,423.29	\$ 2,716.00	\$ 99.90	\$ 0.00	\$ 12,039.39		
Q	STUDENT FEE FUND							
7060	6th Grade Field Trips	\$ 438.82	\$ 0.00	\$ 0.00	\$ 0.00	\$ 438.82		
7100	After School Program	\$ 149.80	\$ 0.00	\$ 0.00	\$ 0.00	\$ 149.80		
7150	Jumpstart	-\$ 123.48	\$ 280.00	\$ 0.00	\$ 0.00	\$ 156.52		
7170	Participation Fees - Clubs & Orgs	\$ 0.00	\$ 0.00	\$ 0.00	\$ 0.00	\$ 0.00		
	Q Totals:	\$ 465.14	\$ 280.00	\$ 0.00	\$ 0.00	\$ 745.14		
	BMS Totals:	\$ 59,815.59	\$ 3,859.37	\$ 11,464.12	-\$ 5,064.17	\$ 47,146.67		

Current Cash Balance

Site ID	Site Name	Sorted by Site, Group, Activity. From 08/01/2011 to 08/31/2011.				
Group ID	Group Name	Beginning Cash	Receipts	Disbursements	Adjustments	Cash Balance
CMS	Central Middle School					
A	ACTIVITY GENERAL					
1010	General Admin	\$ 9,226.94	\$ 2,203.00	\$ 5,722.03	\$ 0.00	\$ 5,707.91
1025	Savings	\$ 2.21	\$ 0.00	\$ 0.00	\$ 0.00	\$ 2.21
1030	Staff Vending	\$ 386.19	\$ 0.00	\$ 111.70	\$ 0.00	\$ 274.49
1035	Student Vending	\$ 0.00	\$ 0.00	\$ 0.00	\$ 0.00	\$ 0.00
1040	Donations	\$ 7.99	\$ 0.00	\$ 0.00	\$ 0.00	\$ 7.99
1050	Projects/Support	\$ 0.00	\$ 0.00	\$ 0.00	\$ 0.00	\$ 0.00
	A Totals:	\$ 9,623.33	\$ 2,203.00	\$ 5,833.73	\$ 0.00	\$ 5,992.60
B	Athletics-Girls					
2013	Misc. Expenditures - Girls	\$ 0.00	\$ 0.00	\$ 0.00	\$ 0.00	\$ 0.00
	B Totals:	\$ 0.00	\$ 0.00	\$ 0.00	\$ 0.00	\$ 0.00
C	Athletics-Boys					
3013	Misc. Expenditures - Boys	\$ 0.00	\$ 0.00	\$ 0.00	\$ 0.00	\$ 0.00
	C Totals:	\$ 0.00	\$ 0.00	\$ 0.00	\$ 0.00	\$ 0.00
D	CLUBS AND ORGANIZATIONS					
4010	40 Assets	\$ 0.26	\$ 0.00	\$ 0.00	\$ 0.00	\$ 0.26
4040	Art	\$ 64.83	\$ 0.00	\$ 0.00	\$ 0.00	\$ 64.83
4060	Band	\$ 0.00	\$ 0.00	\$ 0.00	\$ 0.00	\$ 0.00
4090	Bowling Club	\$ 9.18	\$ 0.00	\$ 0.00	\$ 0.00	\$ 9.18
4170	Cross Country Club	\$ 46.50	\$ 0.00	\$ 0.00	\$ 0.00	\$ 46.50
4220	Drama Club	\$ 287.01	\$ 0.00	\$ 0.00	\$ 0.00	\$ 287.01
4260	FCS Club	\$ 20.72	\$ 0.00	\$ 0.00	\$ 0.00	\$ 20.72
4500	Music	\$ 235.78	\$ 0.00	\$ 0.00	\$ 0.00	\$ 235.78
4530	Orchestra	\$ 105.16	\$ 0.00	\$ 0.00	\$ 0.00	\$ 105.16
4540	Other Clubs	\$ 0.00	\$ 0.00	\$ 0.00	\$ 0.00	\$ 0.00
4670	SPARKS	\$ 298.23	\$ 0.00	\$ 0.00	\$ 0.00	\$ 298.23
4710	Student Council	\$ 1,452.90	\$ 0.00	\$ 812.77	\$ 0.00	\$ 640.13
4760	World Language	\$ 0.00	\$ 0.00	\$ 0.00	\$ 0.00	\$ 0.00
4770	Yearbook	\$ 1,413.91	-\$ 60.00	\$ 0.00	\$ 0.00	\$ 1,353.91
	D Totals:	\$ 3,934.48	-\$ 60.00	\$ 812.77	\$ 0.00	\$ 3,061.71
E	ADMINISTRATIVE CUSTODIAL					
5020	Fines	\$ 1,557.36	\$ 72.98	\$ 1,491.55	\$ 0.00	\$ 138.79
5040	Fundraising-General	\$ 762.08	-\$ 98.00	\$ 345.50	\$ 0.00	\$ 318.58
5050	HAL	\$ 0.00	\$ 0.00	\$ 0.00	\$ 0.00	\$ 0.00
5060	Hospitality	\$ 18.61	\$ 0.00	\$ 10.94	\$ 0.00	\$ 7.67
5070	Library	\$ 620.84	\$ 58.43	\$ 453.26	\$ 0.00	\$ 226.01
5075	Mentoring	\$ 231.21	\$ 0.00	\$ 0.00	\$ 0.00	\$ 231.21
5085	MSAP	\$ 349.89	\$ 0.00	\$ 0.00	\$ 0.00	\$ 349.89
5090	Montessori	\$ 60.02	\$ 0.00	\$ 0.00	\$ 0.00	\$ 60.02
5093	Montessori 7/8 Sales	\$ 2,956.38	\$ 0.00	\$ 0.00	\$ 0.00	\$ 2,956.38
5095	Montessori Fundraising	\$ 0.00	\$ 0.00	\$ 0.00	\$ 0.00	\$ 0.00

Current Cash Balance

Site ID	Site Name	Sorted by Site, Group, Activity.				
Group ID	Group Name	From 08/01/2011 to 08/31/2011.				
Activity ID	Activity Name	Beginning Cash	Receipts	Disbursements	Adjustments	Cash Balance
5100	Other Adm Custodial	\$ 0.00	\$ 0.00	\$ 0.00	\$ 0.00	\$ 0.00
5110	Other Student Activities	\$ 0.00	\$ 0.00	\$ 0.00	\$ 0.00	\$ 0.00
5120	P.E.	\$ 0.00	\$ 0.00	\$ 0.00	\$ 0.00	\$ 0.00
5140	PayBac	\$ 192.16	\$ 0.00	\$ 168.82	\$ 0.00	\$ 23.34
5170	Student Notebooks	\$ 168.82	\$ 0.00	\$ 0.00	\$ 0.00	\$ 168.82
5180	Teacher Fund/Grants	\$ 1,461.85	\$ 0.00	\$ 66.00	\$ 0.00	\$ 1,395.85
5185	Technology	\$ 0.00	\$ 0.00	\$ 0.00	\$ 0.00	\$ 0.00
5210	Zone	\$ 279.59	\$ 0.00	\$ 0.00	\$ 0.00	\$ 279.59
E Totals:		\$ 8,658.81	\$ 33.41	\$ 2,536.07	\$ 0.00	\$ 6,156.15
Q	STUDENT FEE FUND					
7060	6th Grade Field Trips	\$ 282.41	\$ 78.00	\$ 0.00	\$ 0.00	\$ 360.41
7070	7th Grade Field Trips	\$ 0.00	\$ 0.00	\$ 0.00	\$ 0.00	\$ 0.00
7080	8th Grade Field Trips	\$ 0.00	\$ 0.00	\$ 0.00	\$ 0.00	\$ 0.00
7135	Montessori 6-8	\$ 0.00	\$ 37.00	\$ 0.00	\$ 0.00	\$ 37.00
7150	Jumpstart	\$ 0.00	\$ 0.00	\$ 0.00	\$ 0.00	\$ 0.00
7170	Participation Fees - Clubs & Orgs	\$ 1,070.00	\$ 340.00	\$ 307.41	\$ 0.00	\$ 1,102.59
7900	Field Trips-Other	\$ 0.00	\$ 0.00	\$ 0.00	\$ 0.00	\$ 0.00
Q Totals:		\$ 1,352.41	\$ 455.00	\$ 307.41	\$ 0.00	\$ 1,500.00
S	ATHLETIC					
9070	Miscellaneous Receipts	\$ 575.85	\$ 0.00	\$ 0.00	\$ 0.00	\$ 575.85
S Totals:		\$ 575.85	\$ 0.00	\$ 0.00	\$ 0.00	\$ 575.85
CMS Totals:		\$ 24,144.88	\$ 2,631.41	\$ 9,489.98	\$ 0.00	\$ 17,286.31

Current Cash Balance

Site ID	Site Name	Sorted by Site, Group, Activity.					
Group ID	Group Name	From 08/01/2011 to 08/31/2011.					
	Activity ID	Activity Name	Beginning Cash	Receipts	Disbursements	Adjustments	Cash Balance
KMS	Kiewit Middle School						
A	ACTIVITY GENERAL						
	1010	General Admin	-\$ 917.61	\$ 5,628.50	\$ 2,544.84	\$ 0.00	\$ 2,166.05
	1025	Savings	-\$ 24,402.00	\$ 0.00	\$ 0.00	\$ 0.00	-\$ 24,402.00
	1030	Staff Vending	\$ 4,112.10	\$ 8.79	\$ 185.00	\$ 0.00	\$ 3,935.89
	1035	Student Vending	\$ 39,477.17	\$ 0.00	\$ 1,790.00	\$ 0.00	\$ 37,687.17
	1050	Projects/Support	\$ 47,693.47	\$ 0.00	\$ 67.00	\$ 0.00	\$ 47,626.47
		A Totals:	\$ 65,963.13	\$ 5,637.29	\$ 4,586.84	\$ 0.00	\$ 67,013.58
B	Athletics-Girls						
	2013	Misc. Expenditures - Girls	-\$ 2,165.40	\$ 0.00	\$ 28.50	\$ 0.00	-\$ 2,193.90
		B Totals:	-\$ 2,165.40	\$ 0.00	\$ 28.50	\$ 0.00	-\$ 2,193.90
C	Athletics-Boys						
	3013	Misc. Expenditures - Boys	-\$ 6,213.33	\$ 0.00	\$ 148.49	\$ 0.00	-\$ 6,361.82
	3052	Camps - Boys Basketball	\$ 3,416.51	\$ 0.00	\$ 575.00	\$ 0.00	\$ 2,841.51
		C Totals:	-\$ 2,796.82	\$ 0.00	\$ 723.49	\$ 0.00	-\$ 3,520.31
D	CLUBS AND ORGANIZATIONS						
	4040	Art	\$ 4.75	\$ 0.00	\$ 0.00	\$ 0.00	\$ 4.75
	4060	Band	\$ 0.00	\$ 0.00	\$ 0.00	\$ 0.00	\$ 0.00
	4130	Chess Club	\$ 0.00	\$ 0.00	\$ 0.00	\$ 0.00	\$ 0.00
	4220	Drama Club	\$ 2,570.11	\$ 0.00	\$ 25.00	\$ 0.00	\$ 2,545.11
	4260	FCS Club	\$ 200.96	\$ 0.00	\$ 0.00	\$ 0.00	\$ 200.96
	4370	Industrial Arts	\$ 14,300.96	\$ 0.00	\$ 0.00	\$ 0.00	\$ 14,300.96
	4380	International Club	-\$ 211.21	\$ 0.00	\$ 0.00	\$ 0.00	-\$ 211.21
	4500	Music	-\$ 2.00	\$ 0.00	\$ 0.00	\$ 0.00	-\$ 2.00
	4540	Other Clubs	\$ 0.00	\$ 0.00	\$ 135.00	\$ 0.00	-\$ 135.00
	4630	Science Club	\$ 113.34	\$ 0.00	\$ 98.51	\$ 0.00	\$ 14.83
	4680	Speech Club	\$ 84.00	\$ 0.00	\$ 0.00	\$ 0.00	\$ 84.00
	4710	Student Council	\$ 2,804.18	\$ 0.00	\$ 59.13	\$ 0.00	\$ 2,745.05
	4750	Volunteer Club	\$ 6,048.01	\$ 0.00	\$ 1,893.00	\$ 0.00	\$ 4,155.01
	4770	Yearbook	\$ 42,226.72	\$ 17,080.00	\$ 4,803.54	\$ 0.00	\$ 54,503.18
	4780	Youth to Youth	\$ 1,665.36	\$ 0.00	\$ 0.00	\$ 0.00	\$ 1,665.36
		D Totals:	\$ 69,805.18	\$ 17,080.00	\$ 7,014.18	\$ 0.00	\$ 79,871.00
E	ADMINISTRATIVE CUSTODIAL						
	5040	Fundraising-General	\$ 20,428.52	\$ 3,565.00	\$ 5,398.38	\$ 0.00	\$ 18,595.14
	5050	HAL	\$ 42.35	\$ 0.00	\$ 0.00	\$ 0.00	\$ 42.35
	5060	Hospitality	\$ 1,253.06	\$ 0.00	\$ 25.00	\$ 0.00	\$ 1,228.06
	5070	Library	\$ 4,024.71	\$ 0.00	\$ 39.86	\$ 0.00	\$ 3,984.85
	5120	P.E.	\$ 1,574.93	\$ 0.00	\$ 0.00	\$ 0.00	\$ 1,574.93
	5140	PayBac	\$ 8,530.77	\$ 0.00	\$ 0.00	\$ 0.00	\$ 8,530.77
	5165	Logo Sales	\$ 33,624.16	\$ 11,320.00	\$ 0.00	\$ 0.00	\$ 44,944.16
	5175	Student Scholarships	\$ 2,236.06	\$ 0.00	\$ 0.00	\$ 0.00	\$ 2,236.06
	5180	Teacher Fund/Grants	\$ 610.61	\$ 0.00	\$ 0.00	\$ 0.00	\$ 610.61

Current Cash Balance

Site ID	Site Name	Sorted by Site, Group, Activity. From 08/01/2011 to 08/31/2011.						
Group ID	Group Name	Activity ID	Activity Name	Beginning Cash	Receipts	Disbursements	Adjustments	Cash Balance
5185	Technology			\$ 0.00	\$ 0.00	\$ 0.00	\$ 0.00	\$ 0.00
	E	Totals:		\$ 72,325.17	\$ 14,885.00	\$ 5,463.24	\$ 0.00	\$ 81,746.93
Q	STUDENT FEE FUND							
7060	6th Grade Field Trips			\$ 181.75	\$ 0.00	\$ 0.00	\$ 0.00	\$ 181.75
7070	7th Grade Field Trips			\$ 10.25	\$ 0.00	\$ 12.00	\$ 0.00	-\$ 1.75
7080	8th Grade Field Trips			\$ 0.00	\$ 0.00	\$ 0.00	\$ 0.00	\$ 0.00
7100	After School Program			\$ 1,746.15	\$ 785.00	\$ 1,747.30	\$ 0.00	\$ 783.85
7140	Mini-Classes			\$ 0.00	\$ 1,370.00	\$ 0.00	\$ 0.00	\$ 1,370.00
7170	Participation Fees - Clubs & Orgs			\$ 0.00	\$ 0.00	\$ 0.00	\$ 0.00	\$ 0.00
	Q	Totals:		\$ 1,938.15	\$ 2,155.00	\$ 1,759.30	\$ 0.00	\$ 2,333.85
	KMS	Totals:		\$ 205,069.41	\$ 39,757.29	\$ 19,575.55	\$ 0.00	\$ 225,251.15

Current Cash Balance

Site ID	Site Name	Sorted by Site, Group, Activity, From 08/01/2011 to 08/31/2011.				
Group ID	Group Name	Beginning Cash	Receipts	Disbursements	Adjustments	Cash Balance
Activity ID	Activity Name					
NMS	North Middle School					
A	ACTIVITY GENERAL					
1010	General Admin	\$ 8,280.06	\$ 9,807.21	\$ 1,759.22	\$ 0.00	\$ 16,328.05
1025	Savings	-\$ 28,807.26	-\$ 15.09	\$ 0.00	\$ 0.00	-\$ 28,822.35
1030	Staff Vending	\$ 290.61	\$ 0.00	\$ 423.00	\$ 0.00	-\$ 132.39
1035	Student Vending	\$ 28,805.75	\$ 77.00	\$ 0.00	\$ 0.00	\$ 28,882.75
1040	Donations	\$ 864.59	\$ 110.00	\$ 0.00	\$ 0.00	\$ 974.59
1080	Next Year Monies	\$ 1,860.00	\$ 11,167.50	\$ 0.00	\$ 0.00	\$ 13,027.50
	A Totals:	\$ 11,293.75	\$ 21,146.62	\$ 2,182.22	\$ 0.00	\$ 30,258.15
D	CLUBS AND ORGANIZATIONS					
4040	Art	\$ 1.97	\$ 0.00	\$ 0.00	\$ 0.00	\$ 1.97
4060	Band	-\$ 1,251.25	\$ 0.00	\$ 0.00	\$ 0.00	-\$ 1,251.25
4130	Chess Club	-\$ 252.28	\$ 28.00	\$ 0.00	\$ 0.00	-\$ 224.28
4140	Choir	\$ 0.00	\$ 0.00	\$ 0.00	\$ 0.00	\$ 0.00
4170	Cross Country Club	-\$ 189.08	\$ 0.00	\$ 0.00	\$ 0.00	-\$ 189.08
4220	Drama Club	\$ 4,490.83	\$ 0.00	\$ 357.95	\$ 0.00	\$ 4,132.88
4260	FCS Club	\$ 0.00	\$ 0.00	\$ 0.00	\$ 0.00	\$ 0.00
4290	Forensics	\$ 33.85	\$ 0.00	\$ 0.00	\$ 0.00	\$ 33.85
4370	Industrial Arts	\$ 8,805.09	\$ 0.00	\$ 207.40	\$ 0.00	\$ 8,597.69
4380	International Club	-\$ 116.65	\$ 0.00	\$ 0.00	\$ 0.00	-\$ 116.65
4490	M-Club	\$ 0.00	\$ 0.00	\$ 0.00	\$ 0.00	\$ 0.00
4540	Other Clubs	\$ 0.00	\$ 0.00	\$ 0.00	\$ 0.00	\$ 0.00
4600	Robotics & Engineering Club	-\$ 42.18	\$ 0.00	\$ 0.00	\$ 0.00	-\$ 42.18
4690	Spirit Shop	\$ 92.85	\$ 0.00	\$ 0.00	\$ 0.00	\$ 92.85
4710	Student Council	\$ 2,897.47	\$ 0.00	\$ 0.00	\$ 0.00	\$ 2,897.47
4720	Show Choir	-\$ 767.44	\$ 0.00	\$ 0.00	\$ 0.00	-\$ 767.44
4750	Volunteer Club	-\$ 24.34	\$ 0.00	\$ 0.00	\$ 0.00	-\$ 24.34
4770	Yearbook	\$ 1,797.05	\$ 15.00	\$ 2,625.00	\$ 0.00	-\$ 812.95
4780	Youth to Youth	\$ 307.37	\$ 0.00	\$ 0.00	\$ 0.00	\$ 307.37
	D Totals:	\$ 15,783.26	\$ 43.00	\$ 3,190.35	\$ 0.00	\$ 12,635.91
E	ADMINISTRATIVE CUSTODIAL					
5040	Fundraising-General	\$ 27,177.65	\$ 2,789.00	\$ 0.00	\$ 0.00	\$ 29,966.65
5050	HAL	\$ 68.83	\$ 0.00	\$ 0.00	\$ 0.00	\$ 68.83
5060	Hospitality	\$ 329.43	\$ 177.50	\$ 108.09	\$ 0.00	\$ 398.84
5070	Library	\$ 391.33	\$ 0.00	\$ 552.83	\$ 0.00	-\$ 161.50
5120	P.E.	\$ 0.00	\$ 0.00	\$ 0.00	\$ 0.00	\$ 0.00
5200	Outdoor Learning Environment	-\$ 2,091.78	\$ 0.00	\$ 0.00	\$ 0.00	-\$ 2,091.78
	E Totals:	\$ 25,875.46	\$ 2,966.50	\$ 660.92	\$ 0.00	\$ 28,181.04
Q	STUDENT FEE FUND					
7060	6th Grade Field Trips	-\$ 65.00	\$ 0.00	\$ 0.00	\$ 0.00	-\$ 65.00
7070	7th Grade Field Trips	-\$ 287.74	\$ 0.00	\$ 0.00	\$ 0.00	-\$ 287.74
7080	8th Grade Field Trips	-\$ 615.79	\$ 0.00	\$ 0.00	\$ 0.00	-\$ 615.79
7150	Jumpstart	-\$ 13.54	\$ 0.00	\$ 0.00	\$ 0.00	-\$ 13.54

Current Cash Balance

Site ID	Site Name						
Group ID	Group Name						
Activity ID	Activity Name	Beginning Cash	Receipts	Disbursements	Adjustments	Cash Balance	
7170	Participation Fees - Clubs & Orgs	\$ 1,137.16	\$ 0.00	\$ 0.00	\$ 0.00	\$ 1,137.16	
	Q	Totals:	\$ 155.09	\$ 0.00	\$ 0.00	\$ 0.00	\$ 155.09
	NMS	Totals:	\$ 53,107.56	\$ 24,156.12	\$ 6,033.49	\$ 0.00	\$ 71,230.19

Sorted by Site, Group, Activity.
From 08/01/2011 to 08/31/2011.

Current Cash Balance

Site ID	Site Name	Sorted by Site, Group, Activity.					
Group ID	Group Name	From 08/01/2011 to 08/31/2011.					
	Activity ID	Activity Name	Beginning Cash	Receipts	Disbursements	Adjustments	Cash Balance
RMS	Russell Middle School						
A	ACTIVITY GENERAL						
	1010	General Admin	\$ 2,598.28	\$ 21.85	\$ 459.24	\$ 153.13	\$ 2,314.02
	1030	Staff Vending	-\$ 197.59	\$ 105.00	\$ 63.82	-\$ 31.72	-\$ 188.13
	1035	Student Vending	\$ 3,338.47	\$ 5.00	\$ 2,692.43	\$ 0.00	\$ 651.04
	1040	Donations	\$ 16,442.07	\$ 200.00	\$ 0.00	\$ 0.00	\$ 16,642.07
		A Totals:	\$ 22,181.23	\$ 331.85	\$ 3,215.49	\$ 121.41	\$ 19,419.00
B	Athletics-Girls						
	2013	Misc. Expenditures - Girls	\$ 0.00	\$ 0.00	\$ 0.00	\$ 0.00	\$ 0.00
		B Totals:	\$ 0.00	\$ 0.00	\$ 0.00	\$ 0.00	\$ 0.00
C	Athletics-Boys						
	3013	Misc. Expenditures - Boys	\$ 0.00	\$ 0.00	\$ 0.00	\$ 0.00	\$ 0.00
		C Totals:	\$ 0.00	\$ 0.00	\$ 0.00	\$ 0.00	\$ 0.00
D	CLUBS AND ORGANIZATIONS						
	4040	Art	-\$ 102.14	\$ 0.00	\$ 0.00	\$ 102.14	\$ 0.00
	4180	Culinary Competition	\$ 6.62	\$ 0.00	\$ 0.00	\$ 0.00	\$ 6.62
	4260	FCS Club	\$ 622.08	\$ 0.00	\$ 0.00	\$ 0.00	\$ 622.08
	4370	Industrial Arts	\$ 1,412.06	\$ 0.00	\$ 69.54	\$ 0.00	\$ 1,342.52
	4500	Music	-\$ 208.29	\$ 0.00	\$ 118.61	\$ 326.90	\$ 0.00
	4530	Orchestra	-\$ 50.00	\$ 0.00	\$ 0.00	\$ 50.00	\$ 0.00
	4540	Other Clubs	-\$ 0.76	\$ 0.00	\$ 0.00	\$ 61.47	\$ 60.71
	4710	Student Council	\$ 1,681.79	\$ 0.00	\$ 376.18	-\$ 339.00	\$ 966.61
	4770	Yearbook	\$ 26,191.89	\$ 0.00	\$ 0.00	\$ 0.00	\$ 26,191.89
		D Totals:	\$ 29,553.25	\$ 0.00	\$ 564.33	\$ 201.51	\$ 29,190.43
E	ADMINISTRATIVE CUSTODIAL						
	5025	Fines - Library Book	\$ 11,931.39	\$ 0.00	\$ 482.15	\$ 0.00	\$ 11,449.24
	5030	Counseling Center	\$ 132.69	\$ 395.25	\$ 0.00	\$ 0.00	\$ 527.94
	5040	Fundraising-General	\$ 8,073.93	\$ 0.00	\$ 0.00	\$ 0.00	\$ 8,073.93
	5050	HAL	\$ 142.04	\$ 0.00	\$ 0.00	\$ 0.00	\$ 142.04
	5060	Hospitality	-\$ 8.98	\$ 0.00	\$ 22.74	\$ 31.72	\$ 0.00
	5070	Library	\$ 445.16	\$ 0.00	\$ 14.44	\$ 0.00	\$ 430.72
	5100	Other Adm Custodial	\$ 17,189.99	\$ 6,064.00	\$ 287.36	\$ 0.00	\$ 22,966.63
	5110	Other Student Activities	\$ 1,451.34	\$ 0.00	\$ 0.00	\$ 0.00	\$ 1,451.34
	5120	P.E.	\$ 520.80	\$ 0.00	\$ 0.00	\$ 0.00	\$ 520.80
	5165	Logo Sales	\$ 118.42	\$ 5,755.00	\$ 911.42	\$ 60.00	\$ 5,022.00
		E Totals:	\$ 39,996.78	\$ 12,214.25	\$ 1,718.11	\$ 91.72	\$ 50,584.64
Q	STUDENT FEE FUND						
	7060	6th Grade Field Trips	\$ 336.47	\$ 0.00	\$ 0.00	-\$ 336.47	\$ 0.00
	7070	7th Grade Field Trips	\$ 704.73	\$ 0.00	\$ 0.00	-\$ 704.73	\$ 0.00
	7080	8th Grade Field Trips	\$ 300.30	\$ 0.00	\$ 750.00	\$ 449.70	\$ 0.00
	7150	Jumpstart	\$ 1,220.00	\$ 430.00	\$ 477.41	\$ 279.00	\$ 1,451.59
	7170	Participation Fees - Clubs & Orgs	\$ 76.21	\$ 0.00	\$ 0.00	-\$ 102.14	-\$ 25.93

Current Cash Balance

Site ID	Site Name	Sorted by Site, Group, Activity.					From 08/01/2011 to 08/31/2011.	
Group ID	Group Name	Activity ID	Activity Name	Beginning Cash	Receipts	Disbursements	Adjustments	Cash Balance
7900	Field Trips-Other			\$ 0.00	\$ 0.00	\$ 0.00	\$ 0.00	\$ 0.00
		Q	Totals:	\$ 2,637.71	\$ 430.00	\$ 1,227.41	-\$ 414.64	\$ 1,425.66
S	ATHLETIC							
9070	Miscellaneous Receipts			\$ 578.50	\$ 0.00	\$ 0.00	\$ 0.00	\$ 578.50
		S	Totals:	\$ 578.50	\$ 0.00	\$ 0.00	\$ 0.00	\$ 578.50
		RMS	Totals:	\$ 94,947.47	\$ 12,976.10	\$ 6,725.34	\$ 0.00	\$ 101,198.23

Current Cash Balance Report

ALL Data

Date: 08/01/2011 thru 08/31/2011

Activity Number and Name	Beginning Cash	Receipts	Disbursements	Adjustments	Cash Balance
A General Funds					
100 General Account	518.55	0.41	38.32	19.07	499.71
110 Interest Earned - Checking	18.87	0.20	0.00	-19.07	0.00
120 Staff Vending	9,660.69	0.00	0.00	0.00	9,660.69
A General Funds Totals:	10,198.11	0.61	38.32	0.00	10,160.40
D Clubs and Organizations					
4690 Student Council	113.00	0.00	0.00	0.00	113.00
D Clubs and Organizations Totals:	113.00	0.00	0.00	0.00	113.00
Report Totals:	10,311.11	0.61	38.32	0.00	10,273.40

Current Cash Balance

Site ID	Site Name	Sorted by Site, Group, Activity.					
Group ID	Group Name	From 08/01/2011 to 08/31/2011.					
	Activity ID	Activity Name	Beginning Cash	Receipts	Disbursements	Adjustments	Cash Balance
NHS	Millard North High School						
A	ACTIVITY GENERAL						
	1010	General Admin	\$ 14,535.29	\$ 7,202.00	\$ 1,336.01	-\$ 80.00	\$ 20,321.28
	1025	Savings	-\$ 369,673.12	-\$ 2,434.16	\$ 0.00	\$ 0.00	-\$ 372,107.28
	1030	Staff Vending	\$ 113,136.62	\$ 0.00	\$ 2,213.06	-\$ 108,079.90	\$ 2,843.66
	1035	Student Vending	\$ 13,183.57	\$ 0.00	\$ 528.35	-\$ 981.37	\$ 11,673.85
	1040	Donations	\$ 0.00	\$ 0.00	\$ 0.00	\$ 0.00	\$ 0.00
	1050	Projects/Support	\$ 0.00	\$ 0.00	\$ 0.00	\$ 0.00	\$ 0.00
	1070	Start Up Cash	-\$ 600.00	\$ 8,400.00	\$ 9,800.00	\$ 700.00	-\$ 1,300.00
	1090	Other Revenue	\$ 151,348.43	\$ 2,434.16	\$ 6,453.19	-\$ 39,753.66	\$ 107,575.74
	1110	Extracurr Transportation	-\$ 38,778.65	\$ 0.00	\$ 1,200.00	\$ 38,778.65	-\$ 1,200.00
		A Totals:	-\$ 116,847.86	\$ 15,602.00	\$ 21,530.61	-\$ 109,416.28	-\$ 232,192.75
B	Athletics-Girls						
	2001	Awards - Girls	\$ 0.00	\$ 0.00	\$ 0.00	\$ 0.00	\$ 0.00
	2002	Camps - Girls	\$ 0.00	\$ 0.00	\$ 0.00	\$ 0.00	\$ 0.00
	2003	Entry Fees - Girls	\$ 5,848.75	\$ 265.00	\$ 0.00	-\$ 5,848.75	\$ 265.00
	2004	Equipment - Girls	\$ 0.00	\$ 0.00	\$ 0.00	\$ 0.00	\$ 0.00
	2005	Lodging - Girls	\$ 0.00	\$ 0.00	\$ 0.00	\$ 0.00	\$ 0.00
	2006	Meals - Girls	\$ 0.00	\$ 0.00	\$ 0.00	\$ 0.00	\$ 0.00
	2007	Officials - Girls	\$ 0.00	\$ 0.00	\$ 0.00	\$ 0.00	\$ 0.00
	2009	Scouting - Girls	\$ 0.00	\$ 0.00	\$ 0.00	\$ 0.00	\$ 0.00
	2010	Security - Girls	\$ 0.00	\$ 0.00	\$ 0.00	\$ 0.00	\$ 0.00
	2011	Transportation - Girls	\$ 0.00	\$ 0.00	\$ 0.00	\$ 0.00	\$ 0.00
	2012	Uniforms/Apparel - Girls	\$ 0.00	\$ 0.00	\$ 0.00	\$ 0.00	\$ 0.00
	2013	Misc. Expenditures - Girls	\$ 0.00	\$ 0.00	\$ 0.00	\$ 0.00	\$ 0.00
	2051	Awards - Girls Basketball	\$ 0.00	\$ 0.00	\$ 0.00	\$ 0.00	\$ 0.00
	2052	Camps - Girls Basketball	\$ 1,739.33	\$ 0.00	\$ 0.00	\$ 0.00	\$ 1,739.33
	2053	Entry Fees - Girls Basketball	-\$ 2,396.37	\$ 0.00	\$ 0.00	\$ 2,396.37	\$ 0.00
	2054	Equipment - Girls Basketball	\$ 0.00	\$ 0.00	\$ 0.00	\$ 0.00	\$ 0.00
	2055	Lodging - Girls Basketball	\$ 0.00	\$ 0.00	\$ 0.00	\$ 0.00	\$ 0.00
	2056	Meals - Girls Basketball	\$ 0.00	\$ 0.00	\$ 0.00	\$ 0.00	\$ 0.00
	2057	Officials - Girls Basketball	\$ 0.00	\$ 0.00	\$ 0.00	\$ 0.00	\$ 0.00
	2058	Prof. Development - Girls Basketball	\$ 0.00	\$ 0.00	\$ 0.00	\$ 0.00	\$ 0.00
	2059	Scouting - Girls Basketball	\$ 0.00	\$ 0.00	\$ 0.00	\$ 0.00	\$ 0.00
	2060	Security - Girls Basketball	\$ 0.00	\$ 0.00	\$ 0.00	\$ 0.00	\$ 0.00
	2061	Transportation - Girls Basketball	\$ 0.00	\$ 0.00	\$ 0.00	\$ 0.00	\$ 0.00
	2062	Uniforms/Apparel - Girls Basketball	\$ 0.00	\$ 0.00	\$ 0.00	\$ 0.00	\$ 0.00
	2063	Misc. Expenditures - Girls Basketball	\$ 0.00	\$ 0.00	\$ 0.00	\$ 0.00	\$ 0.00
	2101	Awards - Girls Cross Country	\$ 0.00	\$ 0.00	\$ 0.00	\$ 0.00	\$ 0.00
	2102	Camps - Girls Cross Country	\$ 61.40	\$ 0.00	\$ 0.00	\$ 0.00	\$ 61.40
	2103	Entry Fees - Girls Cross Country	\$ 0.00	\$ 0.00	\$ 65.00	\$ 0.00	-\$ 65.00
	2104	Equipment - Girls Cross Country	\$ 0.00	\$ 0.00	\$ 0.00	\$ 0.00	\$ 0.00
	2105	Lodging - Girls Cross Country	\$ 0.00	\$ 0.00	\$ 0.00	\$ 0.00	\$ 0.00
	2106	Meals - Girls Cross Country	\$ 0.00	\$ 0.00	\$ 0.00	\$ 0.00	\$ 0.00

Current Cash Balance

Site ID	Site Name	Sorted by Site, Group, Activity.				
Group ID	Group Name	From 08/01/2011 to 08/31/2011.				
Activity ID	Activity Name	Beginning Cash	Receipts	Disbursements	Adjustments	Cash Balance
2107	Officials - Girls Cross Country	\$ 0.00	\$ 0.00	\$ 0.00	\$ 0.00	\$ 0.00
2108	Prof. Development - Girls Cross Country	\$ 0.00	\$ 0.00	\$ 0.00	\$ 0.00	\$ 0.00
2109	Scouting - Girls Cross Country	\$ 0.00	\$ 0.00	\$ 0.00	\$ 0.00	\$ 0.00
2110	Security - Girls Cross Country	\$ 0.00	\$ 0.00	\$ 0.00	\$ 0.00	\$ 0.00
2111	Transportation - Girls Cross Country	\$ 0.00	\$ 0.00	\$ 0.00	\$ 0.00	\$ 0.00
2112	Uniforms/Apparel - Girls Cross Country	\$ 0.00	\$ 0.00	\$ 0.00	\$ 0.00	\$ 0.00
2113	Misc. Expenditures - Girls Cross Country	\$ 0.00	\$ 0.00	\$ 0.00	\$ 0.00	\$ 0.00
2151	Awards - Girls Golf	\$ 0.00	\$ 0.00	\$ 0.00	\$ 0.00	\$ 0.00
2152	Camps - Girls Golf	\$ 951.33	\$ 0.00	\$ 0.00	\$ 0.00	\$ 951.33
2153	Entry Fees - Girls Golf	\$ 0.00	\$ 0.00	\$ 165.00	\$ 0.00	-\$ 165.00
2154	Equipment - Girls Golf	\$ 0.00	\$ 0.00	\$ 0.00	\$ 0.00	\$ 0.00
2155	Lodging - Girls Golf	\$ 0.00	\$ 0.00	\$ 0.00	\$ 0.00	\$ 0.00
2156	Meals - Girls Golf	\$ 0.00	\$ 0.00	\$ 0.00	\$ 0.00	\$ 0.00
2157	Officials - Girls Golf	\$ 0.00	\$ 0.00	\$ 0.00	\$ 0.00	\$ 0.00
2158	Prof. Development - Girls Golf	\$ 0.00	\$ 0.00	\$ 0.00	\$ 0.00	\$ 0.00
2159	Scouting - Girls Golf	\$ 0.00	\$ 0.00	\$ 0.00	\$ 0.00	\$ 0.00
2160	Security - Girls Golf	\$ 0.00	\$ 0.00	\$ 0.00	\$ 0.00	\$ 0.00
2161	Transportation - Girls Golf	\$ 0.00	\$ 0.00	\$ 0.00	\$ 0.00	\$ 0.00
2162	Uniforms/Apparel - Girls Golf	\$ 0.00	\$ 0.00	\$ 0.00	\$ 0.00	\$ 0.00
2163	Misc. Expenditures - Girls Golf	\$ 0.00	\$ 0.00	\$ 0.00	\$ 0.00	\$ 0.00
2201	Awards - Girls Soccer	\$ 0.00	\$ 0.00	\$ 0.00	\$ 0.00	\$ 0.00
2202	Camps - Girls Soccer	\$ 1,028.58	\$ 0.00	\$ 0.00	\$ 0.00	\$ 1,028.58
2203	Entry Fees - Girls Soccer	-\$ 9,275.47	\$ 0.00	\$ 0.00	\$ 9,275.47	\$ 0.00
2204	Equipment - Girls Soccer	\$ 0.00	\$ 0.00	\$ 0.00	\$ 0.00	\$ 0.00
2205	Lodging - Girls Soccer	\$ 0.00	\$ 0.00	\$ 0.00	\$ 0.00	\$ 0.00
2206	Meals - Girls Soccer	\$ 0.00	\$ 0.00	\$ 0.00	\$ 0.00	\$ 0.00
2207	Officials - Girls Soccer	\$ 0.00	\$ 0.00	\$ 0.00	\$ 0.00	\$ 0.00
2208	Prof. Development - Girls Soccer	\$ 0.00	\$ 0.00	\$ 90.00	\$ 0.00	-\$ 90.00
2209	Scouting - Girls Soccer	\$ 0.00	\$ 0.00	\$ 0.00	\$ 0.00	\$ 0.00
2210	Security - Girls Soccer	\$ 0.00	\$ 0.00	\$ 0.00	\$ 0.00	\$ 0.00
2211	Transportation - Girls Soccer	\$ 0.00	\$ 0.00	\$ 0.00	\$ 0.00	\$ 0.00
2212	Uniforms/Apparel - Girls Soccer	\$ 0.00	\$ 0.00	\$ 0.00	\$ 0.00	\$ 0.00
2213	Misc. Expenditures - Girls Soccer	\$ 0.00	\$ 0.00	\$ 0.00	\$ 0.00	\$ 0.00
2251	Awards - Girls Swimming	\$ 0.00	\$ 0.00	\$ 0.00	\$ 0.00	\$ 0.00
2252	Camps - Girls Swimming	\$ 282.16	\$ 550.00	\$ 0.00	\$ 0.00	\$ 832.16
2253	Entry Fees - Girls Swimming	\$ 0.00	\$ 0.00	\$ 0.00	\$ 0.00	\$ 0.00
2254	Equipment - Girls Swimming	\$ 0.00	\$ 0.00	\$ 0.00	\$ 0.00	\$ 0.00
2255	Lodging - Girls Swimming	\$ 0.00	\$ 0.00	\$ 0.00	\$ 0.00	\$ 0.00
2256	Meals - Girls Swimming	\$ 0.00	\$ 0.00	\$ 0.00	\$ 0.00	\$ 0.00
2257	Officials - Girls Swimming	\$ 0.00	\$ 0.00	\$ 0.00	\$ 0.00	\$ 0.00
2258	Prof. Development - Girls Swimming	\$ 0.00	\$ 0.00	\$ 0.00	\$ 0.00	\$ 0.00
2259	Scouting - Girls Swimming	\$ 0.00	\$ 0.00	\$ 0.00	\$ 0.00	\$ 0.00
2260	Security - Girls Swimming	\$ 0.00	\$ 0.00	\$ 0.00	\$ 0.00	\$ 0.00
2261	Transportation - Girls Swimming	\$ 0.00	\$ 0.00	\$ 0.00	\$ 0.00	\$ 0.00
2262	Uniforms/Apparel - Girls Swimming	\$ 0.00	\$ 0.00	\$ 0.00	\$ 0.00	\$ 0.00
2263	Misc. Expenditures - Girls Swimming	\$ 0.00	\$ 0.00	\$ 0.00	\$ 0.00	\$ 0.00

Current Cash Balance

Site ID	Site Name					Sorted by Site, Group, Activity, From 08/01/2011 to 08/31/2011.
Group ID	Group Name					
Activity ID	Activity Name	Beginning Cash	Receipts	Disbursements	Adjustments	Cash Balance
2301	Awards - Girls Tennis	\$ 0.00	\$ 0.00	\$ 0.00	\$ 0.00	\$ 0.00
2302	Camps - Girls Tennis	\$ 0.00	\$ 0.00	\$ 0.00	\$ 0.00	\$ 0.00
2303	Entry Fees - Girls Tennis	\$ 0.00	\$ 0.00	\$ 0.00	\$ 0.00	\$ 0.00
2304	Equipment - Girls Tennis	\$ 0.00	\$ 0.00	\$ 0.00	\$ 0.00	\$ 0.00
2305	Lodging - Girls Tennis	\$ 0.00	\$ 0.00	\$ 0.00	\$ 0.00	\$ 0.00
2306	Meals - Girls Tennis	\$ 0.00	\$ 0.00	\$ 0.00	\$ 0.00	\$ 0.00
2307	Officials - Girls Tennis	\$ 0.00	\$ 0.00	\$ 0.00	\$ 0.00	\$ 0.00
2308	Prof. Development - Girls Tennis	\$ 0.00	\$ 0.00	\$ 0.00	\$ 0.00	\$ 0.00
2309	Scouting - Girls Tennis	\$ 0.00	\$ 0.00	\$ 0.00	\$ 0.00	\$ 0.00
2310	Security - Girls Tennis	\$ 0.00	\$ 0.00	\$ 0.00	\$ 0.00	\$ 0.00
2311	Transportation - Girls Tennis	\$ 0.00	\$ 0.00	\$ 0.00	\$ 0.00	\$ 0.00
2312	Uniforms/Apparel - Girls Tennis	\$ 0.00	\$ 0.00	\$ 0.00	\$ 0.00	\$ 0.00
2313	Misc. Expenditures - Girls Tennis	\$ 0.00	\$ 0.00	\$ 0.00	\$ 0.00	\$ 0.00
2351	Awards - Girls Track	\$ 0.00	\$ 0.00	\$ 0.00	\$ 0.00	\$ 0.00
2352	Camps - Girls Track	\$ 1,451.37	\$ 416.88	\$ 201.34	\$ 0.00	\$ 1,666.91
2353	Entry Fees - Girls Track	-\$ 2,181.90	\$ 0.00	\$ 0.00	\$ 2,181.90	\$ 0.00
2354	Equipment - Girls Track	\$ 0.00	\$ 0.00	\$ 0.00	\$ 0.00	\$ 0.00
2355	Lodging - Girls Track	\$ 0.00	\$ 0.00	\$ 0.00	\$ 0.00	\$ 0.00
2356	Meals - Girls Track	\$ 0.00	\$ 0.00	\$ 0.00	\$ 0.00	\$ 0.00
2357	Officials - Girls Track	\$ 0.00	\$ 0.00	\$ 0.00	\$ 0.00	\$ 0.00
2358	Prof. Development - Girls Track	\$ 0.00	\$ 0.00	\$ 0.00	\$ 0.00	\$ 0.00
2359	Scouting - Girls Track	\$ 0.00	\$ 0.00	\$ 0.00	\$ 0.00	\$ 0.00
2360	Security - Girls Track	\$ 0.00	\$ 0.00	\$ 0.00	\$ 0.00	\$ 0.00
2361	Transportation - Girls Track	\$ 0.00	\$ 0.00	\$ 0.00	\$ 0.00	\$ 0.00
2362	Uniforms/Apparel - Girls Track	\$ 0.00	\$ 0.00	\$ 0.00	\$ 0.00	\$ 0.00
2363	Misc. Expenditures - Girls Track	\$ 0.00	\$ 0.00	\$ 0.00	\$ 0.00	\$ 0.00
2401	Awards - Girls Volleyball	\$ 0.00	\$ 0.00	\$ 0.00	\$ 0.00	\$ 0.00
2402	Camps - Girls Volleyball	\$ 11,143.50	\$ 450.00	\$ 4,198.95	\$ 0.00	\$ 7,394.55
2403	Entry Fees - Girls Volleyball	-\$ 25,673.50	\$ 0.00	\$ 130.00	\$ 25,673.50	-\$ 130.00
2404	Equipment - Girls Volleyball	\$ 0.00	\$ 0.00	\$ 0.00	\$ 0.00	\$ 0.00
2405	Lodging - Girls Volleyball	\$ 0.00	\$ 0.00	\$ 0.00	\$ 0.00	\$ 0.00
2406	Meals - Girls Volleyball	\$ 0.00	\$ 0.00	\$ 0.00	\$ 0.00	\$ 0.00
2407	Officials - Girls Volleyball	\$ 0.00	\$ 0.00	\$ 0.00	\$ 0.00	\$ 0.00
2408	Prof. Development - Girls Volleyball	\$ 0.00	\$ 0.00	\$ 90.00	\$ 0.00	-\$ 90.00
2409	Scouting - Girls Volleyball	\$ 0.00	\$ 0.00	\$ 0.00	\$ 0.00	\$ 0.00
2410	Security - Girls Volleyball	\$ 0.00	\$ 0.00	\$ 0.00	\$ 0.00	\$ 0.00
2411	Transportation - Girls Volleyball	\$ 0.00	\$ 0.00	\$ 0.00	\$ 0.00	\$ 0.00
2412	Uniforms/Apparel - Girls Volleyball	\$ 0.00	\$ 0.00	\$ 0.00	\$ 0.00	\$ 0.00
2413	Misc. Expenditures - Girls Volleyball	\$ 0.00	\$ 0.00	\$ 0.00	\$ 0.00	\$ 0.00
2451	Awards - Girls Softball	\$ 0.00	\$ 0.00	\$ 0.00	\$ 0.00	\$ 0.00
2452	Camps - Girls Softball	\$ 811.12	\$ 645.00	\$ 300.00	\$ 0.00	\$ 1,156.12
2453	Entry Fees - Girls Softball	-\$ 9,733.98	\$ 0.00	\$ 150.00	\$ 9,733.98	-\$ 150.00
2454	Equipment - Girls Softball	\$ 0.00	\$ 0.00	\$ 0.00	\$ 0.00	\$ 0.00
2455	Lodging - Girls Softball	\$ 0.00	\$ 0.00	\$ 0.00	\$ 0.00	\$ 0.00
2456	Meals - Girls Softball	\$ 0.00	\$ 0.00	\$ 0.00	\$ 0.00	\$ 0.00
2457	Officials - Girls Softball	\$ 0.00	\$ 0.00	\$ 304.00	\$ 0.00	-\$ 304.00

Current Cash Balance

Site ID	Site Name						Sorted by Site, Group, Activity. From 08/01/2011 to 08/31/2011.
Group ID	Group Name						
Activity ID	Activity Name	Beginning Cash	Receipts	Disbursements	Adjustments	Cash Balance	
2458	Prof. Development - Girls Softball	\$ 0.00	\$ 0.00	\$ 180.00	\$ 0.00	-\$ 180.00	
2459	Scouting - Girls Softball	\$ 0.00	\$ 0.00	\$ 0.00	\$ 0.00	\$ 0.00	
2460	Security - Girls Softball	\$ 0.00	\$ 0.00	\$ 0.00	\$ 0.00	\$ 0.00	
2461	Transportation - Girls Softball	\$ 0.00	\$ 0.00	\$ 0.00	\$ 0.00	\$ 0.00	
2462	Uniforms/Apparel - Girls Softball	\$ 0.00	\$ 0.00	\$ 0.00	\$ 0.00	\$ 0.00	
2463	Misc. Expenditures - Girls Softball	\$ 0.00	\$ 0.00	\$ 111.59	\$ 0.00	-\$ 111.59	
	B Totals:	-\$ 25,943.68	\$ 2,326.88	\$ 5,985.88	\$ 43,412.47	\$ 13,809.79	

Current Cash Balance

Site ID	Site Name	Sorted by Site, Group, Activity.						
Group ID	Group Name	From 08/01/2011 to 08/31/2011.						
	Activity ID	Activity Name	Beginning Cash	Receipts	Disbursements	Adjustments	Cash Balance	
C	Athletics-Boys							
	3001	Awards - Boys	\$ 0.00	\$ 0.00	\$ 0.00	\$ 0.00	\$ 0.00	
	3002	Camps - Boys	\$ 0.00	\$ 0.00	\$ 0.00	\$ 0.00	\$ 0.00	
	3004	Equipment - Boys	\$ 0.00	\$ 0.00	\$ 0.00	\$ 0.00	\$ 0.00	
	3005	Lodging - Boys	\$ 0.00	\$ 0.00	\$ 0.00	\$ 0.00	\$ 0.00	
	3006	Meals - Boys	\$ 0.00	\$ 0.00	\$ 0.00	\$ 0.00	\$ 0.00	
	3007	Officials - Boys	-\$ 36,595.26	\$ 0.00	-\$ 35.00	\$ 36,595.26	\$ 35.00	
	3008	Prof. Development - Boys	\$ 0.00	\$ 0.00	\$ 0.00	\$ 0.00	\$ 0.00	
	3009	Scouting - Boys	\$ 0.00	\$ 0.00	\$ 0.00	\$ 0.00	\$ 0.00	
	3010	Security - Boys	\$ 0.00	\$ 0.00	\$ 0.00	\$ 0.00	\$ 0.00	
	3011	Transportation - Boys	-\$ 69,301.25	\$ 0.00	\$ 0.00	\$ 69,301.25	\$ 0.00	
	3012	Uniforms/Apparel - Boys	-\$ 741.61	\$ 0.00	\$ 0.00	\$ 741.61	\$ 0.00	
	3013	Misc. Expenditures - Boys	\$ 0.00	\$ 0.00	\$ 0.00	\$ 0.00	\$ 0.00	
	3051	Awards - Boys Basketball	\$ 0.00	\$ 0.00	\$ 0.00	\$ 0.00	\$ 0.00	
	3052	Camps - Boys Basketball	\$ 4,413.76	\$ 1,200.00	\$ 1,433.25	\$ 0.00	\$ 4,180.51	
	3053	Entry Fees - Boys Basketball	-\$ 7,428.38	\$ 0.00	\$ 0.00	\$ 7,428.38	\$ 0.00	
	3054	Equipment - Boys Basketball	\$ 0.00	\$ 0.00	\$ 0.00	\$ 0.00	\$ 0.00	
	3055	Lodging - Boys Basketball	\$ 0.00	\$ 0.00	\$ 0.00	\$ 0.00	\$ 0.00	
	3056	Meals - Boys Basketball	\$ 0.00	\$ 0.00	\$ 0.00	\$ 0.00	\$ 0.00	
	3057	Officials - Boys Basketball	\$ 0.00	\$ 0.00	\$ 0.00	\$ 0.00	\$ 0.00	
	3058	Prof. Development - Boys Basketball	\$ 0.00	\$ 0.00	\$ 0.00	\$ 0.00	\$ 0.00	
	3059	Scouting - Boys Basketball	\$ 0.00	\$ 0.00	\$ 0.00	\$ 0.00	\$ 0.00	
	3060	Security - Boys Basketball	\$ 0.00	\$ 0.00	\$ 0.00	\$ 0.00	\$ 0.00	
	3061	Transportation - Boys Basketball	\$ 0.00	\$ 0.00	\$ 0.00	\$ 0.00	\$ 0.00	
	3062	Uniforms/Apparel - Boys Basketball	\$ 0.00	\$ 0.00	\$ 0.00	\$ 0.00	\$ 0.00	
	3063	Misc. Expenditures - Boys Basketball	\$ 0.00	\$ 0.00	\$ 0.00	\$ 0.00	\$ 0.00	
	3101	Awards - Boys Cross Country	\$ 0.00	\$ 0.00	\$ 0.00	\$ 0.00	\$ 0.00	
	3102	Camps - Boys Cross Country	\$ 61.41	\$ 0.00	\$ 0.00	\$ 0.00	\$ 61.41	
	3103	Entry Fees - Boys Cross Country	-\$ 1,249.58	\$ 0.00	\$ 65.00	\$ 1,249.58	-\$ 65.00	
	3104	Equipment - Boys Cross Country	\$ 0.00	\$ 0.00	\$ 0.00	\$ 0.00	\$ 0.00	
	3105	Lodging - Boys Cross Country	\$ 0.00	\$ 0.00	\$ 0.00	\$ 0.00	\$ 0.00	
	3106	Meals - Boys Cross Country	\$ 0.00	\$ 0.00	\$ 0.00	\$ 0.00	\$ 0.00	
	3107	Officials - Boys Cross Country	\$ 0.00	\$ 0.00	\$ 0.00	\$ 0.00	\$ 0.00	
	3108	Prof. Development - Boys Cross Country	\$ 0.00	\$ 0.00	\$ 0.00	\$ 0.00	\$ 0.00	
	3109	Scouting - Boys Cross Country	\$ 0.00	\$ 0.00	\$ 0.00	\$ 0.00	\$ 0.00	
	3110	Security - Boys Cross Country	\$ 0.00	\$ 0.00	\$ 0.00	\$ 0.00	\$ 0.00	
	3111	Transportation - Boys Cross Country	\$ 0.00	\$ 0.00	\$ 0.00	\$ 0.00	\$ 0.00	
	3112	Uniforms/Apparel - Boys Cross Country	\$ 0.00	\$ 0.00	\$ 0.00	\$ 0.00	\$ 0.00	
	3113	Misc. Expenditures - Boys Cross Country	\$ 0.00	\$ 0.00	\$ 0.00	\$ 0.00	\$ 0.00	
	3151	Awards - Boys Golf	\$ 0.00	\$ 0.00	\$ 0.00	\$ 0.00	\$ 0.00	
	3152	Camps - Boys Golf	\$ 821.47	\$ 0.00	\$ 0.00	\$ 0.00	\$ 821.47	
	3153	Entry Fees - Boys Golf	-\$ 7,467.84	\$ 0.00	\$ 0.00	\$ 7,467.84	\$ 0.00	
	3154	Equipment - Boys Golf	\$ 0.00	\$ 0.00	\$ 0.00	\$ 0.00	\$ 0.00	
	3155	Lodging - Boys Golf	\$ 0.00	\$ 0.00	\$ 0.00	\$ 0.00	\$ 0.00	
	3156	Meals - Boys Golf	\$ 0.00	\$ 0.00	\$ 0.00	\$ 0.00	\$ 0.00	
	3157	Officials - Boys Golf	\$ 0.00	\$ 0.00	\$ 0.00	\$ 0.00	\$ 0.00	

Current Cash Balance

Site ID	Site Name	Sorted by Site, Group, Activity, From 08/01/2011 to 08/31/2011.				
Group ID	Group Name	Beginning Cash	Receipts	Disbursements	Adjustments	Cash Balance
Activity ID	Activity Name					
3158	Prof. Development - Boys Golf	\$ 0.00	\$ 0.00	\$ 0.00	\$ 0.00	\$ 0.00
3159	Scouting - Boys Golf	\$ 0.00	\$ 0.00	\$ 0.00	\$ 0.00	\$ 0.00
3160	Security - Boys Golf	\$ 0.00	\$ 0.00	\$ 0.00	\$ 0.00	\$ 0.00
3161	Transportation - Boys Golf	\$ 0.00	\$ 0.00	\$ 0.00	\$ 0.00	\$ 0.00
3162	Uniforms/Apparel - Boys Golf	\$ 0.00	\$ 0.00	\$ 0.00	\$ 0.00	\$ 0.00
3163	Misc. Expenditures - Boys Golf	\$ 0.00	\$ 0.00	\$ 0.00	\$ 0.00	\$ 0.00
3201	Awards - Boys Soccer	\$ 0.00	\$ 0.00	\$ 0.00	\$ 0.00	\$ 0.00
3202	Camps - Boys Soccer	\$ 39.06	\$ 0.00	\$ 0.00	\$ 0.00	\$ 39.06
3203	Entry Fees - Boys Soccer	-\$ 1,660.20	\$ 0.00	\$ 0.00	\$ 1,660.20	\$ 0.00
3204	Equipment - Boys Soccer	\$ 0.00	\$ 0.00	\$ 0.00	\$ 0.00	\$ 0.00
3205	Lodging - Boys Soccer	\$ 0.00	\$ 0.00	\$ 0.00	\$ 0.00	\$ 0.00
3206	Meals - Boys Soccer	\$ 0.00	\$ 0.00	\$ 0.00	\$ 0.00	\$ 0.00
3207	Officials - Boys Soccer	\$ 0.00	\$ 0.00	\$ 0.00	\$ 0.00	\$ 0.00
3208	Prof. Development - Boys Soccer	\$ 0.00	\$ 0.00	\$ 0.00	\$ 0.00	\$ 0.00
3209	Scouting - Boys Soccer	\$ 0.00	\$ 0.00	\$ 0.00	\$ 0.00	\$ 0.00
3210	Security - Boys Soccer	\$ 0.00	\$ 0.00	\$ 0.00	\$ 0.00	\$ 0.00
3211	Transportation - Boys Soccer	\$ 0.00	\$ 0.00	\$ 0.00	\$ 0.00	\$ 0.00
3212	Uniforms/Apparel - Boys Soccer	\$ 0.00	\$ 0.00	\$ 0.00	\$ 0.00	\$ 0.00
3213	Misc. Expenditures - Boys Soccer	\$ 0.00	\$ 0.00	\$ 0.00	\$ 0.00	\$ 0.00
3251	Awards - Boys Swimming	\$ 0.00	\$ 0.00	\$ 0.00	\$ 0.00	\$ 0.00
3252	Camps - Boys Swimming	\$ 382.48	\$ 550.00	\$ 0.00	\$ 0.00	\$ 932.48
3253	Entry Fees - Boys Swimming	-\$ 5,674.70	\$ 0.00	\$ 0.00	\$ 5,674.70	\$ 0.00
3254	Equipment - Boys Swimming	\$ 0.00	\$ 0.00	\$ 0.00	\$ 0.00	\$ 0.00
3255	Lodging - Boys Swimming	\$ 0.00	\$ 0.00	\$ 0.00	\$ 0.00	\$ 0.00
3256	Meals - Boys Swimming	\$ 0.00	\$ 0.00	\$ 0.00	\$ 0.00	\$ 0.00
3257	Officials - Boys Swimming	\$ 0.00	\$ 0.00	\$ 0.00	\$ 0.00	\$ 0.00
3258	Prof. Development - Boys Swimming	\$ 0.00	\$ 0.00	\$ 0.00	\$ 0.00	\$ 0.00
3259	Scouting - Boys Swimming	\$ 0.00	\$ 0.00	\$ 0.00	\$ 0.00	\$ 0.00
3260	Security - Boys Swimming	\$ 0.00	\$ 0.00	\$ 0.00	\$ 0.00	\$ 0.00
3261	Transportation - Boys Swimming	\$ 0.00	\$ 0.00	\$ 0.00	\$ 0.00	\$ 0.00
3262	Uniforms/Apparels - Boys Swimming	\$ 0.00	\$ 0.00	\$ 0.00	\$ 0.00	\$ 0.00
3263	Misc. Expenditures - Boys Swimming	\$ 0.00	\$ 0.00	\$ 0.00	\$ 0.00	\$ 0.00
3301	Awards - Boys Tennis	\$ 0.00	\$ 0.00	\$ 0.00	\$ 0.00	\$ 0.00
3302	Camps - Boys Tennis	\$ 0.00	\$ 0.00	\$ 0.00	\$ 0.00	\$ 0.00
3303	Entry Fees - Boys Tennis	-\$ 2,416.84	\$ 0.00	\$ 0.00	\$ 2,416.84	\$ 0.00
3304	Equipment - Boys Tennis	\$ 0.00	\$ 0.00	\$ 0.00	\$ 0.00	\$ 0.00
3305	Lodging - Boys Tennis	\$ 0.00	\$ 0.00	\$ 0.00	\$ 0.00	\$ 0.00
3306	Meals - Boys Tennis	\$ 0.00	\$ 0.00	\$ 0.00	\$ 0.00	\$ 0.00
3307	Officials - Boys Tennis	\$ 0.00	\$ 0.00	\$ 0.00	\$ 0.00	\$ 0.00
3308	Prof. Development - Boys Tennis	\$ 0.00	\$ 0.00	\$ 0.00	\$ 0.00	\$ 0.00
3309	Scouting - Boys Tennis	\$ 0.00	\$ 0.00	\$ 0.00	\$ 0.00	\$ 0.00
3310	Security - Boys Tennis	\$ 0.00	\$ 0.00	\$ 0.00	\$ 0.00	\$ 0.00
3311	Transportation - Boys Tennis	\$ 0.00	\$ 0.00	\$ 0.00	\$ 0.00	\$ 0.00
3312	Uniforms/Apparel - Boys Tennis	\$ 0.00	\$ 0.00	\$ 0.00	\$ 0.00	\$ 0.00
3313	Misc. Expenditures - Boys Tennis	\$ 0.00	\$ 0.00	\$ 0.00	\$ 0.00	\$ 0.00
3351	Awards - Boys Track	\$ 0.00	\$ 0.00	\$ 0.00	\$ 0.00	\$ 0.00

Current Cash Balance

Site ID	Site Name	Sorted by Site, Group, Activity.				
Group ID	Group Name	From 08/01/2011 to 08/31/2011.				
Activity ID	Activity Name	Beginning Cash	Receipts	Disbursements	Adjustments	Cash Balance
3352	Camps - Boys Track	\$ 8.78	\$ 416.88	\$ 425.66	\$ 0.00	\$ 0.00
3353	Entry Fees - Boys Track	-\$ 1,708.52	\$ 0.00	\$ 0.00	\$ 1,708.52	\$ 0.00
3354	Equipment - Boys Track	\$ 0.00	\$ 0.00	\$ 0.00	\$ 0.00	\$ 0.00
3355	Lodging - Boys Track	\$ 0.00	\$ 0.00	\$ 0.00	\$ 0.00	\$ 0.00
3356	Meals - Boys Track	\$ 0.00	\$ 0.00	\$ 0.00	\$ 0.00	\$ 0.00
3357	Officials - Boys Track	\$ 0.00	\$ 0.00	\$ 0.00	\$ 0.00	\$ 0.00
3358	Prof. Development - Boys Track	\$ 0.00	\$ 0.00	\$ 0.00	\$ 0.00	\$ 0.00
3359	Scouting - Boys Track	\$ 0.00	\$ 0.00	\$ 0.00	\$ 0.00	\$ 0.00
3360	Security - Boys Track	\$ 0.00	\$ 0.00	\$ 0.00	\$ 0.00	\$ 0.00
3361	Transportation - Boys Track	\$ 0.00	\$ 0.00	\$ 0.00	\$ 0.00	\$ 0.00
3362	Uniforms/Apparel - Boys Track	\$ 0.00	\$ 0.00	\$ 0.00	\$ 0.00	\$ 0.00
3363	Misc. Expenditures - Boys Track	\$ 0.00	\$ 0.00	\$ 0.00	\$ 0.00	\$ 0.00
3451	Awards - Boys Baseball	\$ 0.00	\$ 0.00	\$ 0.00	\$ 0.00	\$ 0.00
3452	Camps - Boys Baseball	\$ 3,575.84	\$ 0.00	\$ 0.00	\$ 0.00	\$ 3,575.84
3453	Entry Fees - Boys Baseball	-\$ 35,320.99	\$ 0.00	\$ 0.00	\$ 35,320.99	\$ 0.00
3454	Equipment - Boys Baseball	\$ 0.00	\$ 0.00	\$ 0.00	\$ 0.00	\$ 0.00
3455	Lodging - Boys Baseball	\$ 0.00	\$ 0.00	\$ 0.00	\$ 0.00	\$ 0.00
3456	Meals - Boys Baseball	\$ 0.00	\$ 0.00	\$ 0.00	\$ 0.00	\$ 0.00
3457	Officials - Boys Baseball	\$ 0.00	\$ 0.00	\$ 0.00	\$ 0.00	\$ 0.00
3458	Prof. Development - Boys Baseball	\$ 0.00	\$ 0.00	\$ 0.00	\$ 0.00	\$ 0.00
3459	Scouting - Boys Baseball	\$ 0.00	\$ 0.00	\$ 0.00	\$ 0.00	\$ 0.00
3460	Security - Boys Baseball	\$ 0.00	\$ 0.00	\$ 0.00	\$ 0.00	\$ 0.00
3461	Transportation - Boys Baseball	\$ 0.00	\$ 0.00	\$ 0.00	\$ 0.00	\$ 0.00
3462	Uniforms/Apparel - Boys Baseball	\$ 0.00	\$ 0.00	\$ 0.00	\$ 0.00	\$ 0.00
3463	Misc. Expenditures - Boys Baseball	\$ 0.00	\$ 0.00	\$ 0.00	\$ 0.00	\$ 0.00
3501	Awards - Boys Football	\$ 0.00	\$ 0.00	\$ 0.00	\$ 0.00	\$ 0.00
3502	Camps - Boys Football	\$ 303.42	\$ 0.00	\$ 0.00	\$ 0.00	\$ 303.42
3503	Entry Fees - Boys Football	\$ 0.00	\$ 0.00	\$ 0.00	\$ 0.00	\$ 0.00
3504	Equipment - Boys Football	\$ 0.00	\$ 0.00	\$ 0.00	\$ 0.00	\$ 0.00
3505	Lodging - Boys Football	\$ 0.00	\$ 0.00	\$ 0.00	\$ 0.00	\$ 0.00
3506	Meals - Boys Football	\$ 0.00	\$ 0.00	\$ 0.00	\$ 0.00	\$ 0.00
3507	Officials - Boys Football	\$ 0.00	\$ 0.00	\$ 968.00	\$ 0.00	-\$ 968.00
3508	Prof. Development - Boys Football	\$ 0.00	\$ 0.00	\$ 0.00	\$ 0.00	\$ 0.00
3509	Scouting - Boys Football	\$ 0.00	\$ 0.00	\$ 0.00	\$ 0.00	\$ 0.00
3510	Security - Boys Football	\$ 0.00	\$ 0.00	\$ 560.00	\$ 0.00	-\$ 560.00
3511	Transportation - Boys Football	\$ 0.00	\$ 0.00	\$ 0.00	\$ 0.00	\$ 0.00
3512	Uniforms/Apparel - Boys Football	\$ 0.00	\$ 0.00	\$ 0.00	\$ 0.00	\$ 0.00
3513	Misc Expenditures-Boys Football	\$ 0.00	\$ 0.00	\$ 0.00	\$ 0.00	\$ 0.00
3515	Misc. Expenditures - Boys Football	-\$ 28,022.49	\$ 0.00	\$ 0.00	\$ 28,022.49	\$ 0.00
3551	Awards - Boys Wrestling	\$ 0.00	\$ 0.00	\$ 0.00	\$ 0.00	\$ 0.00
3552	Camps - Boys Wrestling	\$ 2,386.49	\$ 0.00	\$ 0.00	\$ 0.00	\$ 2,386.49
3553	Entry Fees - Boys Wrestling	-\$ 7,023.78	\$ 0.00	\$ 0.00	\$ 7,023.78	\$ 0.00
3554	Equipment - Boys Wrestling	\$ 0.00	\$ 0.00	\$ 0.00	\$ 0.00	\$ 0.00
3555	Lodging - Boys Wrestling	\$ 0.00	\$ 0.00	\$ 0.00	\$ 0.00	\$ 0.00
3556	Meals - Boys Wrestling	\$ 0.00	\$ 0.00	\$ 0.00	\$ 0.00	\$ 0.00
3557	Officials - Boys Wrestling	\$ 0.00	\$ 0.00	\$ 0.00	\$ 0.00	\$ 0.00

Current Cash Balance

Site ID	Site Name					Sorted by Site, Group, Activity From 08/01/2011 to 08/31/2011.	
Group ID	Group Name					Adjustments	Cash Balance
Activity ID	Activity Name	Beginning Cash	Receipts	Disbursements			
3558	Prof. Development - Boys Wrestling	\$ 0.00	\$ 0.00	\$ 0.00		\$ 0.00	\$ 0.00
3559	Scouting - Boys Wrestling	\$ 0.00	\$ 0.00	\$ 0.00		\$ 0.00	\$ 0.00
3560	Security - Boys Wrestling	\$ 0.00	\$ 0.00	\$ 0.00		\$ 0.00	\$ 0.00
3561	Transportation - Boys Wrestling	\$ 0.00	\$ 0.00	\$ 0.00		\$ 0.00	\$ 0.00
3562	Uniforms/Apparel - Boys Wrestling	\$ 0.00	\$ 0.00	\$ 0.00		\$ 0.00	\$ 0.00
3563	Misc. Expenditures - Boys Wrestling	\$ 0.00	\$ 0.00	\$ 0.00		\$ 0.00	\$ 0.00
	C Totals:	<u>-\$ 192,618.73</u>	<u>\$ 2,166.88</u>	<u>\$ 3,416.91</u>		<u>\$ 204,611.44</u>	<u>\$ 10,742.68</u>

Current Cash Balance

Site ID	Site Name					Sorted by Site, Group, Activity	
Group ID	Group Name					From 08/01/2011 to 08/31/2011.	
	Activity ID	Activity Name	Beginning Cash	Receipts	Disbursements	Adjustments	Cash Balance
D	CLUBS AND ORGANIZATIONS						
	4010	40 Assets	\$ 229.20	\$ 0.00	\$ 49.44	\$ 0.00	\$ 179.76
	4030	Amnesty International	\$ 518.60	\$ 0.00	\$ 0.00	\$ 0.00	\$ 518.60
	4040	Art	\$ 1,438.87	\$ 0.00	\$ 0.00	\$ 0.00	\$ 1,438.87
	4050	Astronomy Club	\$ 99.65	\$ 0.00	\$ 0.00	\$ 0.00	\$ 99.65
	4060	Band	\$ 11,967.44	\$ 2,244.00	\$ 1,395.15	\$ 620.00	\$ 13,436.29
	4110	Cheerleading	\$ 889.91	\$ 0.00	\$ 222.73	\$ 0.00	\$ 667.18
	4115	Uniforms-Cheer/Dance	\$ 15,815.11	\$ 2,923.54	\$ 298.17	\$ 0.00	\$ 18,440.48
	4120	Chemistry Club	\$ 68.50	\$ 0.00	\$ 0.00	\$ 0.00	\$ 68.50
	4130	Chess Club	\$ 838.08	\$ 0.00	\$ 0.00	\$ 0.00	\$ 838.08
	4140	Choir	\$ 0.00	\$ 0.00	\$ 0.00	\$ 0.00	\$ 0.00
	4190	Dance Club	\$ 942.35	\$ 0.00	\$ 145.96	\$ 0.00	\$ 796.39
	4200	Debate Team	\$ 451.47	\$ 0.00	\$ 49.50	\$ 150.00	\$ 551.97
	4210	DECA	-\$ 5,372.20	\$ 0.00	\$ 0.00	\$ 5,372.20	\$ 0.00
	4220	Drama Club	\$ 3,701.61	\$ 0.00	\$ 500.00	\$ 0.00	\$ 3,201.61
	4230	Environmental Club	\$ 1,484.64	\$ 0.00	\$ 0.00	\$ 0.00	\$ 1,484.64
	4250	FCCLA	\$ 4,629.00	\$ 0.00	\$ 0.00	\$ 0.00	\$ 4,629.00
	4260	FCS Club	\$ 5,343.15	\$ 0.00	\$ 16.77	\$ 0.00	\$ 5,326.38
	4280	Flag Group	\$ 843.45	\$ 0.00	\$ 0.00	\$ 0.00	\$ 843.45
	4290	Forensics	\$ 10,084.50	\$ 32.00	\$ 313.83	\$ 675.00	\$ 10,477.67
	4310	French Club	\$ 410.61	\$ 0.00	\$ 0.00	\$ 0.00	\$ 410.61
	4330	Garden Club	\$ 0.00	\$ 0.00	\$ 0.00	\$ 0.00	\$ 0.00
	4340	German Club	\$ 161.73	\$ 0.00	\$ 0.00	\$ 0.00	\$ 161.73
	4360	History Club	-\$ 53.53	\$ 83.30	\$ 0.00	\$ 0.00	\$ 29.77
	4370	Industrial Arts	\$ 3,802.71	\$ 0.00	\$ 0.00	\$ 0.00	\$ 3,802.71
	4390	Intramurals	\$ 9.64	\$ 0.00	\$ 0.00	\$ 0.00	\$ 9.64
	4400	Japanese Club	\$ 0.00	\$ 0.00	\$ 0.00	\$ 0.00	\$ 0.00
	4410	Junior Class	\$ 26,330.04	\$ 0.00	\$ 0.00	\$ 0.00	\$ 26,330.04
	4430	Latin Club	-\$ 323.52	\$ 0.00	\$ 0.00	\$ 0.00	-\$ 323.52
	4460	Literary Magazine	\$ 1,282.18	\$ 0.00	\$ 0.00	\$ 0.00	\$ 1,282.18
	4480	Mascot Team	\$ 241.35	\$ 0.00	\$ 44.18	\$ 0.00	\$ 197.17
	4490	M-Club	\$ 1,085.47	\$ 1,535.00	\$ 943.85	\$ 0.00	\$ 1,676.62
	4500	Music	\$ 1,640.00	\$ 0.00	\$ 0.00	-\$ 1,300.00	\$ 340.00
	4510	National Honor Society	\$ 2,135.19	\$ 0.00	\$ 116.33	\$ 0.00	\$ 2,018.86
	4520	Newspaper	\$ 669.92	\$ 0.00	\$ 132.08	\$ 0.00	\$ 537.84
	4530	Orchestra	\$ 223.97	\$ 0.00	\$ 44.66	\$ 550.00	\$ 729.31
	4540	Other Clubs	\$ 418.07	\$ 0.00	\$ 0.00	\$ 0.00	\$ 418.07
	4570	Play Production	\$ 0.00	\$ 0.00	\$ 0.00	\$ 0.00	\$ 0.00
	4630	Science Club	\$ 0.00	\$ 0.00	\$ 0.00	\$ 0.00	\$ 0.00
	4640	Senior Class	\$ 3,427.72	\$ 0.00	\$ 129.03	\$ 0.00	\$ 3,298.69
	4645	Show Choir	\$ 16,916.15	\$ 9,537.00	\$ 12,591.66	\$ 470.00	\$ 14,331.49
	4650	Skills USA	\$ 6,315.52	\$ 0.00	\$ 167.36	\$ 0.00	\$ 6,148.16
	4660	Spanish Club	\$ 237.60	\$ 5.00	\$ 61.00	\$ 0.00	\$ 181.60
	4680	Speech Club	\$ 0.00	\$ 0.00	\$ 0.00	\$ 0.00	\$ 0.00
	4690	Spirit Shop	\$ 17,186.72	\$ 1,080.00	\$ 942.70	-\$ 5,292.20	\$ 12,031.82
	4710	Student Council	\$ 28,018.42	\$ 0.00	\$ 299.07	\$ 0.00	\$ 27,719.35

Current Cash Balance

Site ID	Site Name						Sorted by Site, Group, Activity. From 08/01/2011 to 08/31/2011.
Group ID	Group Name						
Activity ID	Activity Name	Beginning Cash	Receipts	Disbursements	Adjustments	Cash Balance	
4730	VIA	\$ 1,472.64	\$ 0.00	\$ 0.00	\$ 0.00	\$ 1,472.64	
4770	Yearbook	\$ 2,205.33	\$ 79,935.00	\$ 0.00	\$ 0.00	\$ 82,140.33	
	D	Totals:	\$ 167,787.26	\$ 97,374.84	\$ 18,463.47	\$ 1,245.00	\$ 247,943.63
E	ADMINISTRATIVE CUSTODIAL						
5010	After Prom	\$ 4.31	\$ 0.00	\$ 0.00	\$ 0.00	\$ 4.31	
5020	Fines	\$ 14,503.96	\$ 2,694.51	\$ 3,250.45	\$ 0.00	\$ 13,948.02	
5025	Fines - Library Book	\$ 0.00	\$ 0.00	\$ 0.00	\$ 0.00	\$ 0.00	
5060	Hospitality	\$ 2,290.23	\$ 1,225.00	\$ 145.05	\$ 0.00	\$ 3,370.18	
5070	Library	\$ 1,674.38	\$ 234.04	\$ 318.11	\$ 0.00	\$ 1,590.31	
5100	Other Adm Custodial	\$ 0.00	\$ 0.00	\$ 0.00	\$ 0.00	\$ 0.00	
5120	P.E.	\$ 6,851.63	\$ 285.00	\$ 584.69	\$ 0.00	\$ 6,551.94	
5130	Parking	\$ 6,006.89	\$ 23,660.00	\$ 691.04	\$ 0.00	\$ 28,975.85	
5140	PayBac	\$ 500.00	\$ 0.00	\$ 0.00	\$ 0.00	\$ 500.00	
5150	Pool Maintenance	\$ 4,451.28	\$ 1,751.00	\$ 1,747.42	\$ 0.00	\$ 4,454.86	
5160	PSAT Exam	-\$ 592.30	\$ 0.00	\$ 0.00	\$ 592.30	\$ 0.00	
5175	Student Scholarships	\$ 226.31	\$ 0.00	\$ 0.00	\$ 0.00	\$ 226.31	
5180	Teacher Fund/Grants	\$ 8,445.61	\$ 0.00	\$ 357.90	\$ 0.00	\$ 8,087.71	
5190	Transcripts	\$ 1,920.28	\$ 2,405.00	\$ 444.00	-\$ 592.30	\$ 3,288.98	
5220	Site Improvements	\$ 7.33	\$ 0.00	\$ 0.00	\$ 0.00	\$ 7.33	
	E	Totals:	\$ 46,289.91	\$ 32,254.55	\$ 7,538.66	\$ 0.00	\$ 71,005.80
Q	STUDENT FEE FUND						
7160	Participation Fees - Athletics	\$ 60,595.00	\$ 50,340.00	\$ 60.00	-\$ 60,595.00	\$ 50,280.00	
7170	Participation Fees - Clubs & Orgs	\$ 3,754.70	\$ 340.00	\$ 0.00	-\$ 4,094.70	\$ 0.00	
7190	Field Trips	-\$ 4,736.07	\$ 3,582.75	\$ 1,900.00	\$ 4,736.07	\$ 1,682.75	
	Q	Totals:	\$ 59,613.63	\$ 54,262.75	\$ 1,960.00	-\$ 59,953.63	\$ 51,962.75
R	AP/IB EXAMS						
8010	AP Exams	\$ 17,601.59	\$ 7,002.00	\$ 613.76	\$ 0.00	\$ 23,989.83	
8020	IB Exams	\$ 2,308.28	\$ 2,008.61	\$ 114.10	\$ 0.00	\$ 4,202.79	
	R	Totals:	\$ 19,909.87	\$ 9,010.61	\$ 727.86	\$ 0.00	\$ 28,192.62

Current Cash Balance

Site ID	Site Name						
Group ID	Group Name						
Activity ID	Activity Name	Beginning Cash	Receipts	Disbursements	Adjustments	Cash Balance	
S	ATHLETIC						
9010	Gate Receipts	\$ 91,107.20	\$ 23,903.10	\$ 0.00	-\$ 91,807.20	\$ 23,203.10	
9030	Concessions	-\$ 13,120.85	\$ 10,381.27	\$ 3,980.46	\$ 13,120.85	\$ 6,400.81	
9040	Tickets	\$ 18,345.00	\$ 18,520.00	\$ 0.00	-\$ 18,345.00	\$ 18,520.00	
9050	Athletic-General	\$ 2,080.04	\$ 261.00	\$ 1,548.74	\$ 5,848.75	\$ 6,641.05	
9060	Athletic Director	\$ 0.00	\$ 0.00	\$ 0.00	\$ 0.00	\$ 0.00	
9070	Miscellaneous Receipts	\$ 72.91	\$ 0.00	\$ 0.00	\$ 0.00	\$ 72.91	
9080	Fundraising-Athletic	\$ 0.00	\$ 0.00	\$ 0.00	\$ 0.00	\$ 0.00	
9090	Strength & Conditioning	\$ 0.00	\$ 0.00	\$ 0.00	\$ 0.00	\$ 0.00	
9100	Athletic Training	-\$ 4,158.20	\$ 25.00	\$ 5,608.09	\$ 4,158.20	-\$ 5,583.09	
9110	Activities	-\$ 7,950.40	\$ 0.00	\$ 0.00	\$ 7,125.40	-\$ 825.00	
9120	Booster Contributions-Girls	\$ 0.00	\$ 0.00	\$ 0.00	\$ 0.00	\$ 0.00	
9130	Booster Contributions-Boys	\$ 0.00	\$ 0.00	\$ 0.00	\$ 0.00	\$ 0.00	
	S Totals:	\$ 86,375.70	\$ 53,090.37	\$ 11,137.29	-\$ 79,899.00	\$ 48,429.78	
	NHS Totals:	\$ 44,566.10	\$ 266,088.88	\$ 70,760.68	\$ 0.00	\$ 239,894.30	

Current Cash Balance

Site ID	Site Name						Sorted by Site, Group, Activity	
Group ID	Group Name						From 08/01/2011 to 08/31/2011.	
	Activity ID	Activity Name	Beginning Cash	Receipts	Disbursements	Adjustments	Cash Balance	
SHS	Millard South High School							
A	ACTIVITY GENERAL							
	1010	General Admin	-\$ 262.08	\$ 25.25	\$ 2,638.05	\$ 0.00	-\$ 2,874.88	
	1025	Savings	\$ 0.00	\$ 0.00	\$ 0.00	\$ 0.00	\$ 0.00	
	1030	Staff Vending	\$ 2,347.52	\$ 0.00	\$ 0.00	\$ 0.00	\$ 2,347.52	
	1035	Student Vending	\$ 0.00	\$ 0.00	\$ 0.00	\$ 0.00	\$ 0.00	
	1040	Donations	\$ 0.00	\$ 0.00	\$ 0.00	\$ 0.00	\$ 0.00	
	1050	Projects/Support	\$ 0.00	\$ 0.00	\$ 1,202.83	\$ 0.00	-\$ 1,202.83	
	1060	Public Relations	\$ 0.00	\$ 0.00	\$ 0.00	\$ 0.00	\$ 0.00	
	1070	Start Up Cash	-\$ 500.00	\$ 0.00	\$ 2,450.00	\$ 0.00	-\$ 2,950.00	
	1090	Other Revenue	\$ 0.00	\$ 53.36	\$ 0.00	\$ 0.00	\$ 53.36	
	1100	Damage & Loss Property	\$ 0.00	\$ 0.00	\$ 0.00	\$ 0.00	\$ 0.00	
	1110	Extracurr Transportation	\$ 0.00	\$ 0.00	\$ 0.00	\$ 0.00	\$ 0.00	
	1120	Equipment Replacement/Repair	\$ 0.00	\$ 0.00	\$ 0.00	\$ 0.00	\$ 0.00	
	1130	Building Maintenance	\$ 0.00	\$ 0.00	\$ 55.00	\$ 0.00	-\$ 55.00	
	1140	Student Recognition Incentive	\$ 0.00	\$ 0.00	\$ 0.00	\$ 0.00	\$ 0.00	
	1150	Capital Outlay	\$ 48,265.85	\$ 0.00	\$ 0.00	\$ 0.00	\$ 48,265.85	
	1160	Personnel Support	\$ 0.00	\$ 0.00	\$ 2,988.01	\$ 0.00	-\$ 2,988.01	
	1170	Wellness	\$ 136.11	\$ 1,290.00	\$ 0.00	\$ 0.00	\$ 1,426.11	
		A Totals:	\$ 49,987.40	\$ 1,368.61	\$ 9,333.89	\$ 0.00	\$ 42,022.12	
B	Athletics-Girls							
	2001	Awards - Girls	\$ 0.00	\$ 0.00	\$ 0.00	\$ 0.00	\$ 0.00	
	2002	Camps - Girls	\$ 0.00	\$ 0.00	\$ 0.00	\$ 0.00	\$ 0.00	
	2003	Entry Fees - Girls	\$ 0.00	\$ 0.00	\$ 0.00	\$ 0.00	\$ 0.00	
	2004	Equipment - Girls	\$ 0.00	\$ 0.00	\$ 0.00	\$ 0.00	\$ 0.00	
	2005	Lodging - Girls	\$ 0.00	\$ 0.00	\$ 0.00	\$ 0.00	\$ 0.00	
	2006	Meals - Girls	\$ 0.00	\$ 0.00	\$ 0.00	\$ 0.00	\$ 0.00	
	2007	Officials - Girls	\$ 0.00	\$ 0.00	\$ 0.00	\$ 0.00	\$ 0.00	
	2008	Prof Devel - Girls	\$ 0.25	\$ 0.00	\$ 0.00	\$ 0.00	\$ 0.25	
	2009	Scouting - Girls	\$ 0.00	\$ 0.00	\$ 0.00	\$ 0.00	\$ 0.00	
	2010	Security - Girls	\$ 0.00	\$ 0.00	\$ 0.00	\$ 0.00	\$ 0.00	
	2011	Transportation - Girls	\$ 0.00	\$ 0.00	\$ 0.00	\$ 0.00	\$ 0.00	
	2012	Uniforms/Apparel - Girls	\$ 0.00	\$ 0.00	\$ 0.00	\$ 0.00	\$ 0.00	
	2013	Misc. Expenditures - Girls	\$ 0.00	\$ 0.00	\$ 0.00	\$ 0.00	\$ 0.00	
	2051	Awards - Girls Basketball	\$ 0.00	\$ 0.00	\$ 0.00	\$ 0.00	\$ 0.00	
	2052	Camps - Girls Basketball	\$ 1,519.62	\$ 0.00	\$ 1,042.11	\$ 0.00	\$ 477.51	
	2053	Entry Fees - Girls Basketball	\$ 0.00	\$ 0.00	\$ 0.00	\$ 0.00	\$ 0.00	
	2054	Equipment - Girls Basketball	\$ 0.00	\$ 0.00	\$ 2,341.27	\$ 0.00	-\$ 2,341.27	
	2055	Lodging - Girls Basketball	\$ 0.00	\$ 0.00	\$ 0.00	\$ 0.00	\$ 0.00	
	2056	Meals - Girls Basketball	\$ 0.00	\$ 0.00	\$ 0.00	\$ 0.00	\$ 0.00	
	2057	Officials - Girls Basketball	\$ 0.00	\$ 0.00	\$ 0.00	\$ 0.00	\$ 0.00	
	2058	Prof. Development - Girls Basketball	\$ 0.00	\$ 0.00	\$ 0.00	\$ 0.00	\$ 0.00	
	2059	Scouting - Girls Basketball	\$ 0.00	\$ 0.00	\$ 0.00	\$ 0.00	\$ 0.00	
	2060	Security - Girls Basketball	\$ 0.00	\$ 0.00	\$ 0.00	\$ 0.00	\$ 0.00	

Current Cash Balance

Site ID	Site Name	Sorted by Site, Group, Activity.				
Group ID	Group Name	From 08/01/2011 to 08/31/2011.				
Activity ID	Activity Name	Beginning Cash	Receipts	Disbursements	Adjustments	Cash Balance
2061	Transportation - Girls Basketball	\$ 0.00	\$ 0.00	\$ 0.00	\$ 0.00	\$ 0.00
2062	Uniforms/Apparel - Girls Basketball	\$ 0.00	\$ 0.00	\$ 0.00	\$ 0.00	\$ 0.00
2063	Misc. Expenditures - Girls Basketball	\$ 0.00	\$ 0.00	\$ 0.00	\$ 0.00	\$ 0.00
2101	Awards - Girls Cross Country	\$ 0.00	\$ 0.00	\$ 126.33	\$ 0.00	-\$ 126.33
2102	Camps - Girls Cross Country	\$ 0.00	\$ 0.00	\$ 0.00	\$ 0.00	\$ 0.00
2103	Entry Fees - Girls Cross Country	\$ 0.00	\$ 0.00	\$ 195.00	\$ 0.00	-\$ 195.00
2104	Equipment - Girls Cross Country	\$ 0.00	\$ 0.00	\$ 0.00	\$ 0.00	\$ 0.00
2105	Lodging - Girls Cross Country	\$ 0.00	\$ 0.00	\$ 0.00	\$ 0.00	\$ 0.00
2106	Meals - Girls Cross Country	\$ 0.00	\$ 0.00	\$ 0.00	\$ 0.00	\$ 0.00
2107	Officials - Girls Cross Country	\$ 0.00	\$ 0.00	\$ 0.00	\$ 0.00	\$ 0.00
2108	Prof. Development - Girls Cross Country	\$ 0.00	\$ 0.00	\$ 0.00	\$ 0.00	\$ 0.00
2109	Scouting - Girls Cross Country	\$ 0.00	\$ 0.00	\$ 0.00	\$ 0.00	\$ 0.00
2110	Security - Girls Cross Country	\$ 0.00	\$ 0.00	\$ 0.00	\$ 0.00	\$ 0.00
2111	Transportation - Girls Cross Country	\$ 0.00	\$ 0.00	\$ 0.00	\$ 0.00	\$ 0.00
2112	Uniforms/Apparel - Girls Cross Country	\$ 0.00	\$ 0.00	\$ 331.33	\$ 0.00	-\$ 331.33
2113	Misc. Expenditures - Girls Cross Country	\$ 0.00	\$ 0.00	\$ 0.00	\$ 0.00	\$ 0.00
2151	Awards - Girls Golf	\$ 0.00	\$ 0.00	\$ 81.40	\$ 0.00	-\$ 81.40
2152	Camps - Girls Golf	\$ 0.00	\$ 0.00	\$ 0.00	\$ 0.00	\$ 0.00
2153	Entry Fees - Girls Golf	\$ 0.00	\$ 0.00	\$ 400.00	\$ 0.00	-\$ 400.00
2154	Equipment - Girls Golf	\$ 0.00	\$ 0.00	\$ 632.40	\$ 0.00	-\$ 632.40
2155	Lodging - Girls Golf	\$ 0.00	\$ 0.00	\$ 0.00	\$ 0.00	\$ 0.00
2156	Meals - Girls Golf	\$ 0.00	\$ 0.00	\$ 0.00	\$ 0.00	\$ 0.00
2157	Officials - Girls Golf	\$ 0.00	\$ 0.00	\$ 0.00	\$ 0.00	\$ 0.00
2158	Prof. Development - Girls Golf	\$ 0.00	\$ 0.00	\$ 0.00	\$ 0.00	\$ 0.00
2159	Scouting - Girls Golf	\$ 0.00	\$ 0.00	\$ 0.00	\$ 0.00	\$ 0.00
2160	Security - Girls Golf	\$ 0.00	\$ 0.00	\$ 0.00	\$ 0.00	\$ 0.00
2161	Transportation - Girls Golf	\$ 0.00	\$ 0.00	\$ 0.00	\$ 0.00	\$ 0.00
2162	Uniforms/Apparel - Girls Golf	\$ 0.00	\$ 0.00	\$ 0.00	\$ 0.00	\$ 0.00
2163	Misc. Expenditures - Girls Golf	\$ 0.00	\$ 0.00	\$ 0.00	\$ 0.00	\$ 0.00
2201	Awards - Girls Soccer	\$ 0.00	\$ 0.00	\$ 0.00	\$ 0.00	\$ 0.00
2202	Camps - Girls Soccer	\$ 570.71	\$ 0.00	\$ 125.00	\$ 0.00	\$ 445.71
2203	Entry Fees - Girls Soccer	\$ 0.00	\$ 0.00	\$ 0.00	\$ 0.00	\$ 0.00
2204	Equipment - Girls Soccer	\$ 0.00	\$ 0.00	\$ 0.00	\$ 0.00	\$ 0.00
2205	Lodging - Girls Soccer	\$ 0.00	\$ 0.00	\$ 0.00	\$ 0.00	\$ 0.00
2206	Meals - Girls Soccer	\$ 0.00	\$ 0.00	\$ 0.00	\$ 0.00	\$ 0.00
2207	Officials - Girls Soccer	\$ 0.00	\$ 0.00	\$ 0.00	\$ 0.00	\$ 0.00
2208	Prof. Development - Girls Soccer	\$ 0.00	\$ 0.00	\$ 0.00	\$ 0.00	\$ 0.00
2209	Scouting - Girls Soccer	\$ 0.00	\$ 0.00	\$ 0.00	\$ 0.00	\$ 0.00
2210	Security - Girls Soccer	\$ 0.00	\$ 0.00	\$ 0.00	\$ 0.00	\$ 0.00
2211	Transportation - Girls Soccer	\$ 0.00	\$ 0.00	\$ 0.00	\$ 0.00	\$ 0.00
2212	Uniforms/Apparel - Girls Soccer	\$ 0.00	\$ 0.00	\$ 0.00	\$ 0.00	\$ 0.00
2213	Misc. Expenditures - Girls Soccer	\$ 0.00	\$ 0.00	\$ 0.00	\$ 0.00	\$ 0.00
2251	Awards - Girls Swimming	\$ 0.00	\$ 0.00	\$ 0.00	\$ 0.00	\$ 0.00
2252	Camps - Girls Swimming	\$ 0.00	\$ 0.00	\$ 0.00	\$ 0.00	\$ 0.00
2253	Entry Fees - Girls Swimming	\$ 0.00	\$ 0.00	\$ 0.00	\$ 0.00	\$ 0.00
2254	Equipment - Girls Swimming	\$ 0.00	\$ 0.00	\$ 0.00	\$ 0.00	\$ 0.00

Current Cash Balance

Site ID	Site Name	Sorted by Site, Group, Activity.				
Group ID	Group Name	From 08/01/2011 to 08/31/2011.				
Activity ID	Activity Name	Beginning Cash	Receipts	Disbursements	Adjustments	Cash Balance
2255	Lodging - Girls Swimming	\$ 0.00	\$ 0.00	\$ 0.00	\$ 0.00	\$ 0.00
2256	Meals - Girls Swimming	\$ 0.00	\$ 0.00	\$ 0.00	\$ 0.00	\$ 0.00
2257	Officials - Girls Swimming	\$ 0.00	\$ 0.00	\$ 0.00	\$ 0.00	\$ 0.00
2258	Prof. Development - Girls Swimming	\$ 0.00	\$ 0.00	\$ 0.00	\$ 0.00	\$ 0.00
2259	Scouting - Girls Swimming	\$ 0.00	\$ 0.00	\$ 0.00	\$ 0.00	\$ 0.00
2260	Security - Girls Swimming	\$ 0.00	\$ 0.00	\$ 0.00	\$ 0.00	\$ 0.00
2261	Transportation - Girls Swimming	\$ 0.00	\$ 0.00	\$ 0.00	\$ 0.00	\$ 0.00
2262	Uniforms/Apparel - Girls Swimming	\$ 0.00	\$ 0.00	\$ 0.00	\$ 0.00	\$ 0.00
2263	Misc. Expenditures - Girls Swimming	\$ 0.00	\$ 0.00	\$ 0.00	\$ 0.00	\$ 0.00
2301	Awards - Girls Tennis	\$ 0.00	\$ 0.00	\$ 0.00	\$ 0.00	\$ 0.00
2302	Camps - Girls Tennis	\$ 0.00	\$ 0.00	\$ 0.00	\$ 0.00	\$ 0.00
2303	Entry Fees - Girls Tennis	\$ 0.00	\$ 0.00	\$ 0.00	\$ 0.00	\$ 0.00
2304	Equipment - Girls Tennis	\$ 0.00	\$ 0.00	\$ 196.16	\$ 0.00	-\$ 196.16
2305	Lodging - Girls Tennis	\$ 0.00	\$ 0.00	\$ 0.00	\$ 0.00	\$ 0.00
2306	Meals - Girls Tennis	\$ 0.00	\$ 0.00	\$ 0.00	\$ 0.00	\$ 0.00
2307	Officials - Girls Tennis	\$ 0.00	\$ 0.00	\$ 0.00	\$ 0.00	\$ 0.00
2308	Prof. Development - Girls Tennis	\$ 0.00	\$ 0.00	\$ 0.00	\$ 0.00	\$ 0.00
2309	Scouting - Girls Tennis	\$ 0.00	\$ 0.00	\$ 0.00	\$ 0.00	\$ 0.00
2310	Security - Girls Tennis	\$ 0.00	\$ 0.00	\$ 0.00	\$ 0.00	\$ 0.00
2311	Transportation - Girls Tennis	\$ 0.00	\$ 0.00	\$ 0.00	\$ 0.00	\$ 0.00
2312	Uniforms/Apparel - Girls Tennis	\$ 0.00	\$ 0.00	\$ 0.00	\$ 0.00	\$ 0.00
2313	Misc. Expenditures - Girls Tennis	\$ 0.00	\$ 0.00	\$ 0.00	\$ 0.00	\$ 0.00
2351	Awards - Girls Track	\$ 0.00	\$ 0.00	\$ 0.00	\$ 0.00	\$ 0.00
2352	Camps - Girls Track	\$ 0.00	\$ 0.00	\$ 0.00	\$ 0.00	\$ 0.00
2353	Entry Fees - Girls Track	\$ 0.00	\$ 0.00	\$ 0.00	\$ 0.00	\$ 0.00
2354	Equipment - Girls Track	\$ 0.00	\$ 0.00	\$ 0.00	\$ 0.00	\$ 0.00
2355	Lodging - Girls Track	\$ 0.00	\$ 0.00	\$ 0.00	\$ 0.00	\$ 0.00
2356	Meals - Girls Track	\$ 0.00	\$ 0.00	\$ 0.00	\$ 0.00	\$ 0.00
2357	Officials - Girls Track	\$ 0.00	\$ 0.00	\$ 0.00	\$ 0.00	\$ 0.00
2358	Prof. Development - Girls Track	\$ 0.00	\$ 0.00	\$ 0.00	\$ 0.00	\$ 0.00
2359	Scouting - Girls Track	\$ 0.00	\$ 0.00	\$ 0.00	\$ 0.00	\$ 0.00
2360	Security - Girls Track	\$ 0.00	\$ 0.00	\$ 0.00	\$ 0.00	\$ 0.00
2361	Transportation - Girls Track	\$ 0.00	\$ 0.00	\$ 0.00	\$ 0.00	\$ 0.00
2362	Uniforms/Apparel - Girls Track	\$ 0.00	\$ 165.00	\$ 0.00	\$ 0.00	\$ 165.00
2363	Misc. Expenditures - Girls Track	\$ 0.00	\$ 0.00	\$ 0.00	\$ 0.00	\$ 0.00
2401	Awards - Girls Volleyball	\$ 0.00	\$ 0.00	\$ 154.35	\$ 0.00	-\$ 154.35
2402	Camps - Girls Volleyball	\$ 954.07	\$ 200.00	\$ 0.00	\$ 0.00	\$ 1,154.07
2403	Entry Fees - Girls Volleyball	\$ 0.00	\$ 0.00	\$ 400.00	\$ 0.00	-\$ 400.00
2404	Equipment - Girls Volleyball	\$ 0.00	\$ 0.00	\$ 4,446.59	\$ 0.00	-\$ 4,446.59
2405	Lodging - Girls Volleyball	\$ 0.00	\$ 0.00	\$ 0.00	\$ 0.00	\$ 0.00
2406	Meals - Girls Volleyball	\$ 0.00	\$ 0.00	\$ 0.00	\$ 0.00	\$ 0.00
2407	Officials - Girls Volleyball	\$ 0.00	\$ 0.00	\$ 0.00	\$ 0.00	\$ 0.00
2408	Prof. Development - Girls Volleyball	\$ 0.00	\$ 0.00	\$ 0.00	\$ 0.00	\$ 0.00
2409	Scouting - Girls Volleyball	\$ 0.00	\$ 0.00	\$ 0.00	\$ 0.00	\$ 0.00
2410	Security - Girls Volleyball	\$ 0.00	\$ 0.00	\$ 0.00	\$ 0.00	\$ 0.00
2411	Transportation - Girls Volleyball	\$ 0.00	\$ 0.00	\$ 0.00	\$ 0.00	\$ 0.00

Current Cash Balance

Site ID	Site Name					Sorted by Site, Group, Activity. From 08/01/2011 to 08/31/2011.	
Group ID	Group Name						
Activity ID	Activity Name	Beginning Cash	Receipts	Disbursements	Adjustments	Cash Balance	
2412	Uniforms/Apparel - Girls Volleyball	\$ 0.00	\$ 0.00	\$ 765.56	\$ 0.00	-\$ 765.56	
2413	Misc. Expenditures - Girls Volleyball	\$ 0.00	\$ 0.00	\$ 0.00	\$ 0.00	\$ 0.00	
2451	Awards - Girls Softball	\$ 0.00	\$ 0.00	\$ 0.00	\$ 0.00	\$ 0.00	
2452	Camps - Girls Softball	\$ 3,150.81	\$ 3,197.00	\$ 1,356.43	\$ 0.00	\$ 4,991.38	
2453	Entry Fees - Girls Softball	\$ 0.00	\$ 0.00	\$ 300.00	\$ 0.00	-\$ 300.00	
2454	Equipment - Girls Softball	\$ 0.00	\$ 0.00	\$ 712.64	\$ 0.00	-\$ 712.64	
2455	Lodging - Girls Softball	\$ 0.00	\$ 0.00	\$ 0.00	\$ 0.00	\$ 0.00	
2456	Meals - Girls Softball	\$ 0.00	\$ 26.97	\$ 210.00	\$ 0.00	-\$ 183.03	
2457	Officials - Girls Softball	\$ 0.00	\$ 0.00	\$ 304.00	\$ 0.00	-\$ 304.00	
2458	Prof. Development - Girls Softball	\$ 0.00	\$ 0.00	\$ 0.00	\$ 0.00	\$ 0.00	
2459	Scouting - Girls Softball	\$ 0.00	\$ 0.00	\$ 0.00	\$ 0.00	\$ 0.00	
2460	Security - Girls Softball	\$ 0.00	\$ 0.00	\$ 0.00	\$ 0.00	\$ 0.00	
2461	Transportation - Girls Softball	\$ 0.00	\$ 0.00	\$ 1,460.00	\$ 0.00	-\$ 1,460.00	
2462	Uniforms/Apparel - Girls Softball	\$ 0.00	\$ 0.00	\$ 0.00	\$ 0.00	\$ 0.00	
2463	Misc. Expenditures - Girls Softball	\$ 0.00	\$ 0.00	\$ 0.00	\$ 0.00	\$ 0.00	
	B Totals:	\$ 6,195.46	\$ 3,588.97	\$ 15,580.57	\$ 0.00	-\$ 5,796.14	

Current Cash Balance

Site ID	Site Name	Sorted by Site, Group, Activity.					
Group ID	Group Name	From 08/01/2011 to 08/31/2011.					
	Activity ID	Activity Name	Beginning Cash	Receipts	Disbursements	Adjustments	Cash Balance
C	Athletics-Boys						
	3001	Awards - Boys	\$ 0.00	\$ 0.00	\$ 0.00	\$ 0.00	\$ 0.00
	3002	Camps - Boys	\$ 0.00	\$ 0.00	\$ 0.00	\$ 0.00	\$ 0.00
	3003	Entry Fees - Boys	\$ 0.00	\$ 0.00	\$ 0.00	\$ 0.00	\$ 0.00
	3004	Equipment - Boys	\$ 0.00	\$ 0.00	\$ 0.00	\$ 0.00	\$ 0.00
	3005	Lodging - Boys	\$ 0.00	\$ 0.00	\$ 0.00	\$ 0.00	\$ 0.00
	3006	Meals - Boys	\$ 0.00	\$ 0.00	\$ 0.00	\$ 0.00	\$ 0.00
	3007	Officials - Boys	\$ 0.00	\$ 0.00	\$ 0.00	\$ 0.00	\$ 0.00
	3008	Prof. Development - Boys	\$ 0.00	\$ 0.00	\$ 0.00	\$ 0.00	\$ 0.00
	3009	Scouting - Boys	\$ 0.00	\$ 0.00	\$ 0.00	\$ 0.00	\$ 0.00
	3010	Security - Boys	\$ 0.00	\$ 0.00	\$ 0.00	\$ 0.00	\$ 0.00
	3011	Transportation - Boys	\$ 0.00	\$ 0.00	\$ 0.00	\$ 0.00	\$ 0.00
	3012	Uniforms/Apparel - Boys	\$ 0.00	\$ 0.00	\$ 0.00	\$ 0.00	\$ 0.00
	3013	Misc. Expenditures - Boys	\$ 0.00	\$ 0.00	\$ 0.00	\$ 0.00	\$ 0.00
	3051	Awards - Boys Basketball	\$ 0.00	\$ 0.00	\$ 0.00	\$ 0.00	\$ 0.00
	3052	Camps - Boys Basketball	\$ 3,648.57	\$ 0.00	\$ 125.00	\$ 0.00	\$ 3,523.57
	3053	Entry Fees - Boys Basketball	\$ 0.00	\$ 0.00	\$ 0.00	\$ 0.00	\$ 0.00
	3054	Equipment - Boys Basketball	\$ 0.00	\$ 0.00	\$ 1,837.47	\$ 0.00	-\$ 1,837.47
	3055	Lodging - Boys Basketball	\$ 0.00	\$ 0.00	\$ 0.00	\$ 0.00	\$ 0.00
	3056	Meals - Boys Basketball	\$ 0.00	\$ 0.00	\$ 0.00	\$ 0.00	\$ 0.00
	3057	Officials - Boys Basketball	\$ 0.00	\$ 0.00	\$ 0.00	\$ 0.00	\$ 0.00
	3058	Prof. Development - Boys Basketball	\$ 0.00	\$ 0.00	\$ 0.00	\$ 0.00	\$ 0.00
	3059	Scouting - Boys Basketball	\$ 0.00	\$ 0.00	\$ 0.00	\$ 0.00	\$ 0.00
	3060	Security - Boys Basketball	\$ 0.00	\$ 0.00	\$ 0.00	\$ 0.00	\$ 0.00
	3061	Transportation - Boys Basketball	\$ 0.00	\$ 0.00	\$ 0.00	\$ 0.00	\$ 0.00
	3062	Uniforms/Apparel - Boys Basketball	\$ 0.00	\$ 0.00	\$ 0.00	\$ 0.00	\$ 0.00
	3063	Misc. Expenditures - Boys Basketball	\$ 0.00	\$ 0.00	\$ 0.00	\$ 0.00	\$ 0.00
	3101	Awards - Boys Cross Country	\$ 0.00	\$ 0.00	\$ 126.32	\$ 0.00	-\$ 126.32
	3102	Camps - Boys Cross Country	\$ 0.00	\$ 0.00	\$ 0.00	\$ 0.00	\$ 0.00
	3103	Entry Fees - Boys Cross Country	\$ 0.00	\$ 0.00	\$ 195.00	\$ 0.00	-\$ 195.00
	3104	Equipment - Boys Cross Country	\$ 0.00	\$ 0.00	\$ 0.00	\$ 0.00	\$ 0.00
	3105	Lodging - Boys Cross Country	\$ 0.00	\$ 0.00	\$ 0.00	\$ 0.00	\$ 0.00
	3106	Meals - Boys Cross Country	\$ 0.00	\$ 0.00	\$ 0.00	\$ 0.00	\$ 0.00
	3107	Officials - Boys Cross Country	\$ 0.00	\$ 0.00	\$ 0.00	\$ 0.00	\$ 0.00
	3108	Prof. Development - Boys Cross Country	\$ 0.00	\$ 0.00	\$ 0.00	\$ 0.00	\$ 0.00
	3109	Scouting - Boys Cross Country	\$ 0.00	\$ 0.00	\$ 0.00	\$ 0.00	\$ 0.00
	3110	Security - Boys Cross Country	\$ 0.00	\$ 0.00	\$ 0.00	\$ 0.00	\$ 0.00
	3111	Transportation - Boys Cross Country	\$ 0.00	\$ 0.00	\$ 0.00	\$ 0.00	\$ 0.00
	3112	Uniforms/Apparel - Boys Cross Country	\$ 0.00	\$ 0.00	\$ 585.03	\$ 0.00	-\$ 585.03
	3113	Misc. Expenditures - Boys Cross Country	\$ 0.00	\$ 0.00	\$ 0.00	\$ 0.00	\$ 0.00
	3151	Awards - Boys Golf	\$ 0.00	\$ 0.00	\$ 0.00	\$ 0.00	\$ 0.00
	3152	Camps - Boys Golf	\$ 0.00	\$ 0.00	\$ 0.00	\$ 0.00	\$ 0.00
	3153	Entry Fees - Boys Golf	\$ 0.00	\$ 0.00	\$ 0.00	\$ 0.00	\$ 0.00
	3154	Equipment - Boys Golf	\$ 0.00	\$ 0.00	\$ 0.00	\$ 0.00	\$ 0.00
	3155	Lodging - Boys Golf	\$ 0.00	\$ 0.00	\$ 0.00	\$ 0.00	\$ 0.00
	3156	Meals - Boys Golf	\$ 0.00	\$ 0.00	\$ 0.00	\$ 0.00	\$ 0.00

Current Cash Balance

Site ID	Site Name						Sorted by Site, Group, Activity. From 08/01/2011 to 08/31/2011.	
Group ID	Group Name	Activity ID	Activity Name	Beginning Cash	Receipts	Disbursements	Adjustments	Cash Balance
3157			Officials - Boys Golf	\$ 0.00	\$ 0.00	\$ 0.00	\$ 0.00	\$ 0.00
3158			Prof. Development - Boys Golf	\$ 0.00	\$ 0.00	\$ 0.00	\$ 0.00	\$ 0.00
3159			Scouting - Boys Golf	\$ 0.00	\$ 0.00	\$ 0.00	\$ 0.00	\$ 0.00
3160			Security - Boys Golf	\$ 0.00	\$ 0.00	\$ 0.00	\$ 0.00	\$ 0.00
3161			Transportation - Boys Golf	\$ 0.00	\$ 0.00	\$ 0.00	\$ 0.00	\$ 0.00
3162			Uniforms/Apparel - Boys Golf	\$ 0.00	\$ 0.00	\$ 0.00	\$ 0.00	\$ 0.00
3163			Misc. Expenditures - Boys Golf	\$ 0.00	\$ 0.00	\$ 0.00	\$ 0.00	\$ 0.00
3201			Awards - Boys Soccer	\$ 0.00	\$ 0.00	\$ 0.00	\$ 0.00	\$ 0.00
3202			Camps - Boys Soccer	\$ 43.87	\$ 0.00	\$ 0.00	\$ 0.00	\$ 43.87
3203			Entry Fees - Boys Soccer	\$ 0.00	\$ 0.00	\$ 0.00	\$ 0.00	\$ 0.00
3204			Equipment - Boys Soccer	\$ 0.00	\$ 0.00	\$ 0.00	\$ 0.00	\$ 0.00
3205			Lodging - Boys Soccer	\$ 0.00	\$ 0.00	\$ 0.00	\$ 0.00	\$ 0.00
3206			Meals - Boys Soccer	\$ 0.00	\$ 0.00	\$ 0.00	\$ 0.00	\$ 0.00
3207			Officials - Boys Soccer	\$ 0.00	\$ 0.00	\$ 0.00	\$ 0.00	\$ 0.00
3208			Prof. Development - Boys Soccer	\$ 0.00	\$ 0.00	\$ 0.00	\$ 0.00	\$ 0.00
3209			Scouting - Boys Soccer	\$ 0.00	\$ 0.00	\$ 0.00	\$ 0.00	\$ 0.00
3210			Security - Boys Soccer	\$ 0.00	\$ 0.00	\$ 0.00	\$ 0.00	\$ 0.00
3211			Transportation - Boys Soccer	\$ 0.00	\$ 0.00	\$ 0.00	\$ 0.00	\$ 0.00
3212			Uniforms/Apparel - Boys Soccer	\$ 0.00	\$ 0.00	\$ 0.00	\$ 0.00	\$ 0.00
3213			Misc. Expenditures - Boys Soccer	\$ 0.00	\$ 0.00	\$ 0.00	\$ 0.00	\$ 0.00
3251			Awards - Boys Swimming	\$ 0.00	\$ 0.00	\$ 0.00	\$ 0.00	\$ 0.00
3252			Camps - Boys Swimming	\$ 0.00	\$ 0.00	\$ 0.00	\$ 0.00	\$ 0.00
3253			Entry Fees - Boys Swimming	\$ 0.00	\$ 0.00	\$ 0.00	\$ 0.00	\$ 0.00
3254			Equipment - Boys Swimming	\$ 0.00	\$ 0.00	\$ 0.00	\$ 0.00	\$ 0.00
3255			Lodging - Boys Swimming	\$ 0.00	\$ 0.00	\$ 0.00	\$ 0.00	\$ 0.00
3256			Meals - Boys Swimming	\$ 0.00	\$ 0.00	\$ 0.00	\$ 0.00	\$ 0.00
3257			Officials - Boys Swimming	\$ 0.00	\$ 0.00	\$ 0.00	\$ 0.00	\$ 0.00
3258			Prof. Development - Boys Swimming	\$ 0.00	\$ 0.00	\$ 0.00	\$ 0.00	\$ 0.00
3259			Scouting - Boys Swimming	\$ 0.00	\$ 0.00	\$ 0.00	\$ 0.00	\$ 0.00
3260			Security - Boys Swimming	\$ 0.00	\$ 0.00	\$ 0.00	\$ 0.00	\$ 0.00
3261			Transportation - Boys Swimming	\$ 0.00	\$ 0.00	\$ 0.00	\$ 0.00	\$ 0.00
3262			Uniforms/Apparels - Boys Swimming	\$ 0.00	\$ 0.00	\$ 0.00	\$ 0.00	\$ 0.00
3263			Misc. Expenditures - Boys Swimming	\$ 0.00	\$ 0.00	\$ 0.00	\$ 0.00	\$ 0.00
3301			Awards - Boys Tennis	\$ 0.00	\$ 0.00	\$ 0.00	\$ 0.00	\$ 0.00
3302			Camps - Boys Tennis	\$ 0.00	\$ 0.00	\$ 0.00	\$ 0.00	\$ 0.00
3303			Entry Fees - Boys Tennis	\$ 0.00	\$ 0.00	\$ 260.00	\$ 0.00	-\$ 260.00
3304			Equipment - Boys Tennis	\$ 0.00	\$ 0.00	\$ 0.00	\$ 0.00	\$ 0.00
3305			Lodging - Boys Tennis	\$ 0.00	\$ 0.00	\$ 0.00	\$ 0.00	\$ 0.00
3306			Meals - Boys Tennis	\$ 0.00	\$ 0.00	\$ 0.00	\$ 0.00	\$ 0.00
3307			Officials - Boys Tennis	\$ 0.00	\$ 0.00	\$ 0.00	\$ 0.00	\$ 0.00
3308			Prof. Development - Boys Tennis	\$ 0.00	\$ 0.00	\$ 0.00	\$ 0.00	\$ 0.00
3309			Scouting - Boys Tennis	\$ 0.00	\$ 0.00	\$ 0.00	\$ 0.00	\$ 0.00
3310			Security - Boys Tennis	\$ 0.00	\$ 0.00	\$ 0.00	\$ 0.00	\$ 0.00
3311			Transportation - Boys Tennis	\$ 0.00	\$ 0.00	\$ 0.00	\$ 0.00	\$ 0.00
3312			Uniforms/Apparel - Boys Tennis	\$ 0.00	\$ 0.00	\$ 223.00	\$ 0.00	-\$ 223.00
3313			Misc. Expenditures - Boys Tennis	\$ 0.00	\$ 0.00	\$ 0.00	\$ 0.00	\$ 0.00

Current Cash Balance

Site ID	Site Name	Sorted by Site, Group, Activity.				
Group ID	Group Name	From 08/01/2011 to 08/31/2011.				
Activity ID	Activity Name	Beginning Cash	Receipts	Disbursements	Adjustments	Cash Balance
3351	Awards - Boys Track	\$ 0.00	\$ 0.00	\$ 0.00	\$ 0.00	\$ 0.00
3352	Camps - Boys Track	\$ 0.00	\$ 0.00	\$ 0.00	\$ 0.00	\$ 0.00
3353	Entry Fees - Boys Track	\$ 0.00	\$ 0.00	\$ 0.00	\$ 0.00	\$ 0.00
3354	Equipment - Boys Track	\$ 0.00	\$ 0.00	\$ 0.00	\$ 0.00	\$ 0.00
3355	Lodging - Boys Track	\$ 0.00	\$ 0.00	\$ 0.00	\$ 0.00	\$ 0.00
3356	Meals - Boys Track	\$ 0.00	\$ 0.00	\$ 0.00	\$ 0.00	\$ 0.00
3357	Officials - Boys Track	\$ 0.00	\$ 0.00	\$ 0.00	\$ 0.00	\$ 0.00
3358	Prof. Development - Boys Track	\$ 0.00	\$ 0.00	\$ 0.00	\$ 0.00	\$ 0.00
3359	Scouting - Boys Track	\$ 0.00	\$ 0.00	\$ 0.00	\$ 0.00	\$ 0.00
3360	Security - Boys Track	\$ 0.00	\$ 0.00	\$ 0.00	\$ 0.00	\$ 0.00
3361	Transportation - Boys Track	\$ 0.00	\$ 0.00	\$ 0.00	\$ 0.00	\$ 0.00
3362	Uniforms/Apparel - Boys Track	\$ 0.00	\$ 0.00	\$ 0.00	\$ 0.00	\$ 0.00
3363	Misc. Expenditures - Boys Track	\$ 0.00	\$ 0.00	\$ 0.00	\$ 0.00	\$ 0.00
3451	Awards - Boys Baseball	\$ 0.00	\$ 0.00	\$ 0.00	\$ 0.00	\$ 0.00
3452	Camps - Boys Baseball	-\$ 2,924.35	\$ 0.00	\$ 151.02	\$ 0.00	-\$ 3,075.37
3453	Entry Fees - Boys Baseball	\$ 0.00	\$ 0.00	\$ 0.00	\$ 0.00	\$ 0.00
3454	Equipment - Boys Baseball	\$ 0.00	\$ 0.00	\$ 0.00	\$ 0.00	\$ 0.00
3455	Lodging - Boys Baseball	\$ 0.00	\$ 0.00	\$ 0.00	\$ 0.00	\$ 0.00
3456	Meals - Boys Baseball	\$ 0.00	\$ 0.00	\$ 0.00	\$ 0.00	\$ 0.00
3457	Officials - Boys Baseball	\$ 0.00	\$ 0.00	\$ 0.00	\$ 0.00	\$ 0.00
3458	Prof. Development - Boys Baseball	\$ 0.00	\$ 0.00	\$ 0.00	\$ 0.00	\$ 0.00
3459	Scouting - Boys Baseball	\$ 0.00	\$ 0.00	\$ 0.00	\$ 0.00	\$ 0.00
3460	Security - Boys Baseball	\$ 0.00	\$ 0.00	\$ 0.00	\$ 0.00	\$ 0.00
3461	Transportation - Boys Baseball	\$ 0.00	\$ 0.00	\$ 0.00	\$ 0.00	\$ 0.00
3462	Uniforms/Apparel - Boys Baseball	\$ 0.00	\$ 0.00	\$ 0.00	\$ 0.00	\$ 0.00
3463	Misc. Expenditures - Boys Baseball	\$ 0.00	\$ 0.00	\$ 0.00	\$ 0.00	\$ 0.00
3501	Awards - Boys Football	\$ 0.00	\$ 0.00	\$ 0.00	\$ 0.00	\$ 0.00
3502	Camps - Boys Football	\$ 11,076.13	\$ 30.00	\$ 1,169.75	\$ 0.00	\$ 9,936.38
3503	Entry Fees - Boys Football	\$ 0.00	\$ 0.00	\$ 0.00	\$ 0.00	\$ 0.00
3504	Equipment - Boys Football	\$ 0.00	\$ 0.00	\$ 9,118.04	\$ 0.00	-\$ 9,118.04
3505	Lodging - Boys Football	\$ 0.00	\$ 0.00	\$ 0.00	\$ 0.00	\$ 0.00
3506	Meals - Boys Football	\$ 0.00	\$ 0.00	\$ 0.00	\$ 0.00	\$ 0.00
3507	Officials - Boys Football	\$ 0.00	\$ 0.00	\$ 315.00	\$ 0.00	-\$ 315.00
3508	Prof. Development - Boys Football	\$ 0.00	\$ 0.00	\$ 0.00	\$ 0.00	\$ 0.00
3509	Scouting - Boys Football	\$ 0.00	\$ 0.00	\$ 0.00	\$ 0.00	\$ 0.00
3510	Security - Boys Football	\$ 0.00	\$ 0.00	\$ 0.00	\$ 0.00	\$ 0.00
3511	Transportation - Boys Football	\$ 0.00	\$ 0.00	\$ 0.00	\$ 0.00	\$ 0.00
3512	Uniforms/Apparel - Boys Football	\$ 0.00	\$ 0.00	\$ 1,819.08	\$ 0.00	-\$ 1,819.08
3513	Misc Expenditures-Boys Football	\$ 0.00	\$ 0.00	\$ 0.00	\$ 0.00	\$ 0.00
3515	Misc. Expenditures - Boys Football	\$ 0.00	\$ 0.00	\$ 0.00	\$ 0.00	\$ 0.00
3551	Awards - Boys Wrestling	\$ 0.00	\$ 0.00	\$ 0.00	\$ 0.00	\$ 0.00
3552	Camps - Boys Wrestling	\$ 0.00	\$ 0.00	\$ 0.00	\$ 0.00	\$ 0.00
3553	Entry Fees - Boys Wrestling	\$ 0.00	\$ 0.00	\$ 0.00	\$ 0.00	\$ 0.00
3554	Equipment - Boys Wrestling	\$ 0.00	\$ 0.00	\$ 0.00	\$ 0.00	\$ 0.00
3555	Lodging - Boys Wrestling	\$ 0.00	\$ 0.00	\$ 0.00	\$ 0.00	\$ 0.00
3556	Meals - Boys Wrestling	\$ 0.00	\$ 0.00	\$ 0.00	\$ 0.00	\$ 0.00

Current Cash Balance

Site ID	Site Name						Sorted by Site, Group, Activity. From 08/01/2011 to 08/31/2011.
Group ID	Group Name						
Activity ID	Activity Name	Beginning Cash	Receipts	Disbursements	Adjustments	Cash Balance	
3557	Officials - Boys Wrestling	\$ 0.00	\$ 0.00	\$ 0.00	\$ 0.00	\$ 0.00	
3558	Prof. Development - Boys Wrestling	\$ 0.00	\$ 0.00	\$ 0.00	\$ 0.00	\$ 0.00	
3559	Scouting - Boys Wrestling	\$ 0.00	\$ 0.00	\$ 0.00	\$ 0.00	\$ 0.00	
3560	Security - Boys Wrestling	\$ 0.00	\$ 0.00	\$ 0.00	\$ 0.00	\$ 0.00	
3561	Transportation - Boys Wrestling	\$ 0.00	\$ 0.00	\$ 0.00	\$ 0.00	\$ 0.00	
3562	Uniforms/Apparel - Boys Wrestling	\$ 0.00	\$ 0.00	\$ 0.00	\$ 0.00	\$ 0.00	
3563	Misc. Expenditures - Boys Wrestling	\$ 0.00	\$ 0.00	\$ 0.00	\$ 0.00	\$ 0.00	
	C Totals:	\$ 11,844.22	\$ 30.00	\$ 15,924.71	\$ 0.00	-\$ 4,050.49	

Current Cash Balance

Site ID	Site Name	Sorted by Site, Group, Activity.				
Group ID	Group Name	From 08/01/2011 to 08/31/2011.				
Activity ID	Activity Name	Beginning Cash	Receipts	Disbursements	Adjustments	Cash Balance
D	CLUBS AND ORGANIZATIONS					
4010	40 Assets	\$ 2,728.66	\$ 243.00	\$ 507.14	-\$ 130.04	\$ 2,334.48
4020	Academic Awards	\$ 0.00	\$ 0.00	\$ 130.04	\$ 130.04	\$ 0.00
4040	Art	\$ 32.26	\$ 0.00	\$ 0.00	\$ 0.00	\$ 32.26
4055	Athletic Trainers Club	\$ 0.00	\$ 0.00	\$ 0.00	\$ 0.00	\$ 0.00
4060	Band	\$ 10,532.76	\$ 120.00	\$ 2,035.06	\$ 0.00	\$ 8,617.70
4110	Cheerleading	\$ 25,857.68	\$ 1,665.00	\$ 1,596.50	\$ 0.00	\$ 25,926.18
4115	Uniforms-Cheer/Dance	\$ 0.00	\$ 420.00	\$ 32,371.35	\$ 6,804.48	-\$ 25,146.87
4130	Chess Club	\$ 39.10	\$ 0.00	\$ 0.00	\$ 0.00	\$ 39.10
4140	Choir	\$ 1,898.79	\$ 20.00	\$ 0.00	\$ 0.00	\$ 1,918.79
4160	Construction	\$ 73.40	\$ 0.00	\$ 0.00	\$ 0.00	\$ 73.40
4180	Culinary Competition	\$ 0.00	\$ 0.00	\$ 0.00	\$ 0.00	\$ 0.00
4190	Dance Club	-\$ 3,024.02	\$ 423.00	\$ 0.00	\$ 0.00	-\$ 2,601.02
4200	Debate Team	\$ 886.96	\$ 0.00	\$ 0.00	\$ 0.00	\$ 886.96
4210	DECA	-\$ 10,453.38	\$ 3,618.50	\$ 889.00	\$ 0.00	-\$ 7,723.88
4215	Diversity Club	\$ 0.00	\$ 0.00	\$ 0.00	\$ 0.00	\$ 0.00
4220	Drama Club	-\$ 704.62	\$ 0.00	\$ 36.89	\$ 0.00	-\$ 741.51
4230	Environmental Club	\$ 5,254.17	\$ 0.00	\$ 0.00	\$ 0.00	\$ 5,254.17
4240	Fashion Merchandising	\$ 5.08	\$ 0.00	\$ 0.00	\$ 0.00	\$ 5.08
4250	FCCLA	\$ 224.97	\$ 0.00	\$ 0.00	\$ 0.00	\$ 224.97
4260	FCS Club	\$ 16.50	\$ 0.00	\$ 0.00	\$ 0.00	\$ 16.50
4290	Forensics	\$ 3,502.61	\$ 0.00	\$ 0.00	\$ 0.00	\$ 3,502.61
4300	Foundation	\$ 117.41	\$ 0.00	\$ 0.00	\$ 0.00	\$ 117.41
4310	French Club	\$ 752.92	\$ 0.00	\$ 0.00	\$ 0.00	\$ 752.92
4320	Future Educators	-\$ 12.56	\$ 0.00	\$ 0.00	\$ 0.00	-\$ 12.56
4330	Garden Club	\$ 0.00	\$ 0.00	\$ 0.00	\$ 0.00	\$ 0.00
4340	German Club	\$ 555.76	\$ 150.00	\$ 0.00	\$ 0.00	\$ 705.76
4350	Graphics	\$ 5.00	\$ 0.00	\$ 0.00	\$ 0.00	\$ 5.00
4365	HOSA	-\$ 119.48	\$ 0.00	\$ 0.00	\$ 0.00	-\$ 119.48
4380	International Club	\$ 66.67	\$ 0.00	\$ 0.00	\$ 0.00	\$ 66.67
4390	Intramurals	\$ 89.23	\$ 0.00	\$ 0.00	\$ 0.00	\$ 89.23
4410	Junior Class	-\$ 3.50	\$ 0.00	\$ 0.00	\$ 0.00	-\$ 3.50
4450	LEO Club	\$ 0.00	\$ 0.00	\$ 0.00	\$ 890.00	\$ 890.00
4460	Literary Magazine	\$ 826.14	\$ 0.00	\$ 0.00	\$ 0.00	\$ 826.14
4470	Manufacturing	\$ 1,054.93	\$ 0.00	\$ 0.00	\$ 0.00	\$ 1,054.93
4510	National Honor Society	\$ 6,406.13	\$ 0.00	\$ 0.00	\$ 0.00	\$ 6,406.13
4520	Newspaper	\$ 7,203.46	\$ 0.00	\$ 100.00	\$ 0.00	\$ 7,103.46
4530	Orchestra	\$ 5,295.50	\$ 0.00	\$ 0.00	\$ 0.00	\$ 5,295.50
4550	Patriot Photo	\$ 531.00	\$ 300.00	\$ 0.00	\$ 0.00	\$ 831.00
4570	Play Production	\$ 3,660.83	\$ 214.16	\$ 1,191.35	\$ 0.00	\$ 2,683.64
4640	Senior Class	\$ 2,059.05	\$ 0.00	\$ 0.00	\$ 0.00	\$ 2,059.05
4645	Show Choir	\$ 0.00	\$ 292.50	\$ 1,655.10	\$ 1,175.00	-\$ 187.60
4650	Skills USA	\$ 19.35	\$ 0.00	\$ 0.00	\$ 0.00	\$ 19.35
4660	Spanish Club	\$ 112.30	\$ 0.00	\$ 0.00	\$ 0.00	\$ 112.30
4685	Squashfest	\$ 0.00	\$ 0.00	\$ 0.00	\$ 0.00	\$ 0.00
4690	Spirit Shop	\$ 0.00	\$ 18,871.31	\$ 8,902.30	\$ 44,367.71	\$ 54,336.72

Current Cash Balance

Site ID	Site Name	Sorted by Site, Group, Activity. From 08/01/2011 to 08/31/2011.				
Group ID	Group Name	Beginning Cash	Receipts	Disbursements	Adjustments	Cash Balance
4695	STARS	\$ 0.00	\$ 0.00	\$ 0.00	\$ 0.00	\$ 0.00
4710	Student Council	\$ 5,361.03	\$ 1,784.04	\$ 4,042.16	\$ 0.00	\$ 3,102.91
4760	World Language	\$ 387.33	\$ 0.00	\$ 0.00	\$ 0.00	\$ 387.33
4770	Yearbook	\$ 21,191.62	\$ 27,720.00	\$ 9,192.22	\$ 0.00	\$ 39,719.40
D Totals:		\$ 92,431.04	\$ 55,841.51	\$ 62,649.11	\$ 53,237.19	\$ 138,860.63
E	ADMINISTRATIVE CUSTODIAL					
5010	After Prom	\$ 0.00	\$ 0.00	\$ 0.00	\$ 0.00	\$ 0.00
5020	Fines	\$ 17,714.17	\$ 2,254.00	\$ 646.35	\$ 0.00	\$ 19,321.82
5025	Fines - Library Book	\$ 728.16	\$ 642.13	\$ 118.68	\$ 0.00	\$ 1,251.61
5030	Counseling Center	\$ 114.53	\$ 0.00	\$ 250.10	\$ 0.00	-\$ 135.57
5040	Fundraising-General	\$ 0.00	\$ 0.00	\$ 0.00	\$ 0.00	\$ 0.00
5060	Hospitality	\$ 128.64	\$ 1,555.00	\$ 70.00	\$ 0.00	\$ 1,613.64
5070	Library	\$ 84.34	\$ 18.00	\$ 107.07	\$ 0.00	-\$ 4.73
5097	New Frontier	\$ 564.45	\$ 23.00	\$ 176.68	\$ 0.00	\$ 410.77
5100	Other Adm Custodial	\$ 7.64	\$ 0.00	\$ 0.00	\$ 0.00	\$ 7.64
5110	Other Student Activities	\$ 0.00	\$ 0.00	\$ 0.00	\$ 0.00	\$ 0.00
5130	Parking	\$ 1,161.47	\$ 15,220.00	\$ 0.00	\$ 0.00	\$ 16,381.47
5135	Patriot Post	\$ 44,644.20	\$ 0.00	\$ 276.49	-\$ 44,367.71	\$ 0.00
5140	PayBac	\$ 862.76	\$ 0.00	\$ 0.00	\$ 0.00	\$ 862.76
5150	Pool Maintenance	\$ 2,490.29	\$ 760.00	\$ 306.43	\$ 0.00	\$ 2,943.86
5160	PSAT Exam	\$ 345.76	\$ 0.00	\$ 0.00	\$ 0.00	\$ 345.76
5166	SpEd	\$ 156.89	\$ 0.00	\$ 0.00	\$ 0.00	\$ 156.89
5167	Student ID Card Fee	\$ 252.83	\$ 15.00	\$ 0.00	\$ 0.00	\$ 267.83
5170	Student Notebooks	\$ 50.00	\$ 0.00	\$ 0.00	\$ 0.00	\$ 50.00
5180	Teacher Fund/Grants	\$ 1,000.00	\$ 0.00	\$ 0.00	\$ 0.00	\$ 1,000.00
5185	Technology	\$ 0.00	\$ 0.00	\$ 0.00	\$ 0.00	\$ 0.00
5190	Transcripts	\$ 730.50	\$ 0.00	\$ 0.00	\$ 0.00	\$ 730.50
E Totals:		\$ 71,036.63	\$ 20,487.13	\$ 1,951.80	-\$ 44,367.71	\$ 45,204.25
Q	STUDENT FEE FUND					
7160	Participation Fees - Athletics	\$ 0.00	\$ 29,750.00	\$ 0.00	\$ 0.00	\$ 29,750.00
7170	Participation Fees - Clubs & Orgs	\$ 0.00	\$ 8,869.48	\$ 0.00	-\$ 8,869.48	\$ 0.00
7190	Field Trips	\$ 485.44	\$ 0.00	\$ 0.00	\$ 0.00	\$ 485.44
Q Totals:		\$ 485.44	\$ 38,619.48	\$ 0.00	-\$ 8,869.48	\$ 30,235.44
R	AP/IB EXAMS					
8010	AP Exams	\$ 15,582.78	\$ 0.00	\$ 0.00	\$ 0.00	\$ 15,582.78
R Totals:		\$ 15,582.78	\$ 0.00	\$ 0.00	\$ 0.00	\$ 15,582.78

Current Cash Balance

Site ID	Site Name						
Group ID	Group Name						
Activity ID	Activity Name	Beginning Cash	Receipts	Disbursements	Adjustments	Cash Balance	
S	ATHLETIC						
9010	Gate Receipts	\$ 0.00	\$ 2,649.00	\$ 0.00	\$ 0.00	\$ 2,649.00	
9020	Cash Reserve	\$ 354,033.97	\$ 0.00	\$ 0.00	\$ 0.00	\$ 354,033.97	
9030	Concessions	\$ 0.00	\$ 3,639.16	\$ 3,420.40	\$ 0.00	\$ 218.76	
9040	Tickets	\$ 0.00	\$ 14,180.00	\$ 0.00	\$ 0.00	\$ 14,180.00	
9050	Athletic-General	\$ 0.00	\$ 0.00	\$ 7,298.36	\$ 0.00	-\$ 7,298.36	
9060	Athletic Director	\$ 0.00	\$ 0.00	\$ 0.00	\$ 0.00	\$ 0.00	
9070	Miscellaneous Receipts	\$ 0.00	\$ 415.77	\$ 0.00	\$ 0.00	\$ 415.77	
9080	Fundraising-Athletic	\$ 0.00	\$ 0.00	\$ 0.00	\$ 0.00	\$ 0.00	
9090	Strength & Conditioning	\$ 0.00	\$ 125.00	\$ 659.50	\$ 0.00	-\$ 534.50	
9100	Athletic Training	\$ 0.00	\$ 0.00	\$ 400.00	\$ 0.00	-\$ 400.00	
9110	Activities	\$ 0.00	\$ 0.00	\$ 0.00	\$ 0.00	\$ 0.00	
9120	Booster Contributions-Girls	\$ 0.00	\$ 0.00	\$ 0.00	\$ 0.00	\$ 0.00	
9130	Booster Contributions-Boys	\$ 0.00	\$ 0.00	\$ 0.00	\$ 0.00	\$ 0.00	
	S Totals:	\$ 354,033.97	\$ 21,008.93	\$ 11,778.26	\$ 0.00	\$ 363,264.64	
	SHS Totals:	\$ 601,596.94	\$ 140,944.63	\$ 117,218.34	\$ 0.00	\$ 625,323.23	

Current Cash Balance

Site ID	Site Name	Sorted by Site, Group, Activity.					
Group ID	Group Name	From 08/01/2011 to 08/31/2011.					
	Activity ID	Activity Name	Beginning Cash	Receipts	Disbursements	Adjustments	Cash Balance
WHS	Millard West High School						
A	ACTIVITY GENERAL						
	1010	General Admin	\$ 9,369.66	\$ 0.00	\$ 374.08	\$ 0.00	\$ 8,995.58
	1025	Savings	-\$ 429,195.59	\$ 0.00	\$ 0.00	\$ 0.00	-\$ 429,195.59
	1030	Staff Vending	\$ 5,116.98	\$ 321.00	\$ 1,745.30	\$ 0.00	\$ 3,692.68
	1035	Student Vending	\$ 0.00	\$ 0.00	\$ 0.00	\$ 0.00	\$ 0.00
	1040	Donations	\$ 1,200.00	\$ 0.00	\$ 0.00	\$ 0.00	\$ 1,200.00
	1050	Projects/Support	\$ 2,027.15	\$ 20.00	\$ 0.00	\$ 0.00	\$ 2,047.15
	1070	Start Up Cash	-\$ 4,449.80	\$ 1,574.00	\$ 0.00	\$ 0.00	-\$ 2,875.80
	1090	Other Revenue	\$ 18,486.53	\$ 0.00	\$ 0.00	\$ 0.00	\$ 18,486.53
	1110	Extracurr Transportation	\$ 0.00	\$ 147.50	\$ 0.00	\$ 0.00	\$ 147.50
	1130	Building Maintenance	\$ 255.86	\$ 0.00	\$ 0.00	\$ 0.00	\$ 255.86
		A Totals:	-\$ 397,189.21	\$ 2,062.50	\$ 2,119.38	\$ 0.00	-\$ 397,246.09
B	Athletics-Girls						
	2051	Awards - Girls Basketball	\$ 0.00	\$ 0.00	\$ 0.00	\$ 0.00	\$ 0.00
	2052	Camps - Girls Basketball	\$ 9,566.18	\$ 0.00	\$ 0.00	\$ 0.00	\$ 9,566.18
	2053	Entry Fees - Girls Basketball	-\$ 55.00	\$ 0.00	\$ 0.00	\$ 0.00	-\$ 55.00
	2054	Equipment - Girls Basketball	-\$ 9.78	\$ 0.00	\$ 0.00	\$ 0.00	-\$ 9.78
	2055	Lodging - Girls Basketball	\$ 0.00	\$ 0.00	\$ 0.00	\$ 0.00	\$ 0.00
	2056	Meals - Girls Basketball	\$ 0.00	\$ 0.00	\$ 0.00	\$ 0.00	\$ 0.00
	2057	Officials - Girls Basketball	\$ 0.00	\$ 0.00	\$ 0.00	\$ 0.00	\$ 0.00
	2058	Prof. Development - Girls Basketball	\$ 0.00	\$ 0.00	\$ 0.00	\$ 0.00	\$ 0.00
	2059	Scouting - Girls Basketball	\$ 0.00	\$ 0.00	\$ 0.00	\$ 0.00	\$ 0.00
	2060	Security - Girls Basketball	\$ 0.00	\$ 0.00	\$ 0.00	\$ 0.00	\$ 0.00
	2061	Transportation - Girls Basketball	\$ 0.00	\$ 0.00	\$ 0.00	\$ 0.00	\$ 0.00
	2062	Uniforms/Apparel - Girls Basketball	\$ 0.00	\$ 0.00	\$ 0.00	\$ 0.00	\$ 0.00
	2063	Misc. Expenditures - Girls Basketball	\$ 0.00	\$ 0.00	\$ 0.00	\$ 0.00	\$ 0.00
	2101	Awards - Girls Cross Country	\$ 0.00	\$ 0.00	\$ 0.00	\$ 0.00	\$ 0.00
	2102	Camps - Girls Cross Country	\$ 2,422.78	\$ 0.00	\$ 0.00	\$ 0.00	\$ 2,422.78
	2103	Entry Fees - Girls Cross Country	-\$ 65.00	\$ 0.00	\$ 140.00	\$ 0.00	-\$ 205.00
	2104	Equipment - Girls Cross Country	\$ 0.00	\$ 0.00	\$ 0.00	\$ 0.00	\$ 0.00
	2105	Lodging - Girls Cross Country	\$ 0.00	\$ 0.00	\$ 0.00	\$ 0.00	\$ 0.00
	2106	Meals - Girls Cross Country	\$ 0.00	\$ 0.00	\$ 0.00	\$ 0.00	\$ 0.00
	2107	Officials - Girls Cross Country	\$ 0.00	\$ 0.00	\$ 0.00	\$ 0.00	\$ 0.00
	2108	Prof. Development - Girls Cross Country	\$ 0.00	\$ 0.00	\$ 0.00	\$ 0.00	\$ 0.00
	2109	Scouting - Girls Cross Country	\$ 0.00	\$ 0.00	\$ 0.00	\$ 0.00	\$ 0.00
	2110	Security - Girls Cross Country	\$ 0.00	\$ 0.00	\$ 0.00	\$ 0.00	\$ 0.00
	2111	Transportation - Girls Cross Country	\$ 0.00	\$ 0.00	\$ 0.00	\$ 0.00	\$ 0.00
	2112	Uniforms/Apparel - Girls Cross Country	\$ 0.00	\$ 0.00	\$ 0.00	\$ 0.00	\$ 0.00
	2113	Misc. Expenditures - Girls Cross Country	\$ 0.00	\$ 0.00	\$ 0.00	\$ 0.00	\$ 0.00
	2151	Awards - Girls Golf	\$ 0.00	\$ 0.00	\$ 0.00	\$ 0.00	\$ 0.00
	2152	Camps - Girls Golf	\$ 0.00	\$ 0.00	\$ 0.00	\$ 0.00	\$ 0.00
	2153	Entry Fees - Girls Golf	-\$ 55.00	\$ 0.00	\$ 250.00	\$ 0.00	-\$ 305.00
	2154	Equipment - Girls Golf	\$ 0.00	\$ 0.00	\$ 0.00	\$ 0.00	\$ 0.00

Current Cash Balance

Site ID	Site Name	Sorted by Site, Group, Activity.				
Group ID	Group Name	From 08/01/2011 to 08/31/2011.				
Activity ID	Activity Name	Beginning Cash	Receipts	Disbursements	Adjustments	Cash Balance
2155	Lodging - Girls Golf	\$ 0.00	\$ 0.00	\$ 0.00	\$ 0.00	\$ 0.00
2156	Meals - Girls Golf	\$ 0.00	\$ 0.00	\$ 0.00	\$ 0.00	\$ 0.00
2157	Officials - Girls Golf	\$ 0.00	\$ 0.00	\$ 0.00	\$ 0.00	\$ 0.00
2158	Prof. Development - Girls Golf	\$ 0.00	\$ 0.00	\$ 0.00	\$ 0.00	\$ 0.00
2159	Scouting - Girls Golf	\$ 0.00	\$ 0.00	\$ 0.00	\$ 0.00	\$ 0.00
2160	Security - Girls Golf	\$ 0.00	\$ 0.00	\$ 0.00	\$ 0.00	\$ 0.00
2161	Transportation - Girls Golf	\$ 0.00	\$ 0.00	\$ 0.00	\$ 0.00	\$ 0.00
2162	Uniforms/Apparel - Girls Golf	\$ 0.00	\$ 0.00	\$ 0.00	\$ 0.00	\$ 0.00
2163	Misc. Expenditures - Girls Golf	\$ 0.00	\$ 0.00	\$ 0.00	\$ 0.00	\$ 0.00
2201	Awards - Girls Soccer	\$ 0.00	\$ 0.00	\$ 0.00	\$ 0.00	\$ 0.00
2202	Camps - Girls Soccer	\$ 1,589.89	\$ 0.00	\$ 0.00	\$ 0.00	\$ 1,589.89
2203	Entry Fees - Girls Soccer	\$ 0.00	\$ 0.00	\$ 0.00	\$ 0.00	\$ 0.00
2204	Equipment - Girls Soccer	\$ 0.00	\$ 0.00	\$ 0.00	\$ 0.00	\$ 0.00
2205	Lodging - Girls Soccer	\$ 0.00	\$ 0.00	\$ 0.00	\$ 0.00	\$ 0.00
2206	Meals - Girls Soccer	\$ 0.00	\$ 0.00	\$ 0.00	\$ 0.00	\$ 0.00
2207	Officials - Girls Soccer	\$ 0.00	\$ 0.00	\$ 0.00	\$ 0.00	\$ 0.00
2208	Prof. Development - Girls Soccer	\$ 0.00	\$ 0.00	\$ 0.00	\$ 0.00	\$ 0.00
2209	Scouting - Girls Soccer	\$ 0.00	\$ 0.00	\$ 0.00	\$ 0.00	\$ 0.00
2210	Security - Girls Soccer	\$ 0.00	\$ 0.00	\$ 0.00	\$ 0.00	\$ 0.00
2211	Transportation - Girls Soccer	\$ 0.00	\$ 0.00	\$ 0.00	\$ 0.00	\$ 0.00
2212	Uniforms/Apparel - Girls Soccer	\$ 0.00	\$ 0.00	\$ 0.00	\$ 0.00	\$ 0.00
2213	Misc. Expenditures - Girls Soccer	\$ 0.00	\$ 0.00	\$ 0.00	\$ 0.00	\$ 0.00
2251	Awards - Girls Swimming	-\$ 38.25	\$ 0.00	\$ 0.00	\$ 0.00	-\$ 38.25
2252	Camps - Girls Swimming	\$ 3,803.60	\$ 527.00	\$ 0.00	\$ 0.00	\$ 4,330.60
2253	Entry Fees - Girls Swimming	-\$ 55.00	\$ 0.00	\$ 0.00	\$ 0.00	-\$ 55.00
2254	Equipment - Girls Swimming	-\$ 394.26	\$ 0.00	\$ 0.00	\$ 0.00	-\$ 394.26
2255	Lodging - Girls Swimming	\$ 0.00	\$ 0.00	\$ 0.00	\$ 0.00	\$ 0.00
2256	Meals - Girls Swimming	\$ 0.00	\$ 0.00	\$ 0.00	\$ 0.00	\$ 0.00
2257	Officials - Girls Swimming	\$ 0.00	\$ 0.00	\$ 0.00	\$ 0.00	\$ 0.00
2258	Prof. Development - Girls Swimming	\$ 0.00	\$ 0.00	\$ 0.00	\$ 0.00	\$ 0.00
2259	Scouting - Girls Swimming	\$ 0.00	\$ 0.00	\$ 0.00	\$ 0.00	\$ 0.00
2260	Security - Girls Swimming	\$ 0.00	\$ 0.00	\$ 0.00	\$ 0.00	\$ 0.00
2261	Transportation - Girls Swimming	\$ 0.00	\$ 0.00	\$ 0.00	\$ 0.00	\$ 0.00
2262	Uniforms/Apparel - Girls Swimming	\$ 0.00	\$ 0.00	\$ 0.00	\$ 0.00	\$ 0.00
2263	Misc. Expenditures - Girls Swimming	\$ 0.00	\$ 0.00	\$ 0.00	\$ 0.00	\$ 0.00
2301	Awards - Girls Tennis	\$ 0.00	\$ 0.00	\$ 20.00	\$ 0.00	-\$ 20.00
2302	Camps - Girls Tennis	\$ 4,396.00	\$ 45.00	\$ 54.17	\$ 0.00	\$ 4,386.83
2303	Entry Fees - Girls Tennis	-\$ 55.00	\$ 0.00	\$ 0.00	\$ 0.00	-\$ 55.00
2304	Equipment - Girls Tennis	-\$ 20.00	\$ 0.00	\$ 0.00	\$ 0.00	-\$ 20.00
2305	Lodging - Girls Tennis	\$ 0.00	\$ 0.00	\$ 0.00	\$ 0.00	\$ 0.00
2306	Meals - Girls Tennis	\$ 0.00	\$ 0.00	\$ 0.00	\$ 0.00	\$ 0.00
2307	Officials - Girls Tennis	\$ 0.00	\$ 0.00	\$ 0.00	\$ 0.00	\$ 0.00
2308	Prof. Development - Girls Tennis	\$ 0.00	\$ 0.00	\$ 0.00	\$ 0.00	\$ 0.00
2309	Scouting - Girls Tennis	\$ 0.00	\$ 0.00	\$ 0.00	\$ 0.00	\$ 0.00
2310	Security - Girls Tennis	\$ 0.00	\$ 0.00	\$ 0.00	\$ 0.00	\$ 0.00
2311	Transportation - Girls Tennis	\$ 0.00	\$ 0.00	\$ 0.00	\$ 0.00	\$ 0.00

Current Cash Balance

Site ID	Site Name	Sorted by Site, Group, Activity.				
Group ID	Group Name	From 08/01/2011 to 08/31/2011.				
Activity ID	Activity Name	Beginning Cash	Receipts	Disbursements	Adjustments	Cash Balance
2312	Uniforms/Apparel - Girls Tennis	\$ 0.00	\$ 0.00	\$ 0.00	\$ 0.00	\$ 0.00
2313	Misc. Expenditures - Girls Tennis	\$ 0.00	\$ 0.00	\$ 0.00	\$ 0.00	\$ 0.00
2351	Awards - Girls Track	\$ 0.00	\$ 0.00	\$ 0.00	\$ 0.00	\$ 0.00
2352	Camps - Girls Track	\$ 397.89	\$ 0.00	\$ 398.00	\$ 0.00	-\$ 0.11
2353	Entry Fees - Girls Track	-\$ 55.00	\$ 0.00	\$ 0.00	\$ 0.00	-\$ 55.00
2354	Equipment - Girls Track	\$ 333.14	\$ 0.00	\$ 400.64	\$ 0.00	-\$ 67.50
2355	Lodging - Girls Track	\$ 0.00	\$ 0.00	\$ 0.00	\$ 0.00	\$ 0.00
2356	Meals - Girls Track	\$ 0.00	\$ 0.00	\$ 0.00	\$ 0.00	\$ 0.00
2357	Officials - Girls Track	\$ 0.00	\$ 0.00	\$ 0.00	\$ 0.00	\$ 0.00
2358	Prof. Development - Girls Track	\$ 0.00	\$ 0.00	\$ 0.00	\$ 0.00	\$ 0.00
2359	Scouting - Girls Track	\$ 0.00	\$ 0.00	\$ 0.00	\$ 0.00	\$ 0.00
2360	Security - Girls Track	\$ 0.00	\$ 0.00	\$ 0.00	\$ 0.00	\$ 0.00
2361	Transportation - Girls Track	\$ 0.00	\$ 0.00	\$ 0.00	\$ 0.00	\$ 0.00
2362	Uniforms/Apparel - Girls Track	\$ 0.00	\$ 0.00	\$ 0.00	\$ 0.00	\$ 0.00
2363	Misc. Expenditures - Girls Track	\$ 0.00	\$ 0.00	\$ 0.00	\$ 0.00	\$ 0.00
2401	Awards - Girls Volleyball	\$ 0.00	\$ 0.00	\$ 0.00	\$ 0.00	\$ 0.00
2402	Camps - Girls Volleyball	\$ 10,169.93	\$ 0.00	\$ 805.88	\$ 0.00	\$ 9,364.05
2403	Entry Fees - Girls Volleyball	-\$ 55.00	\$ 0.00	\$ 125.00	\$ 0.00	-\$ 180.00
2404	Equipment - Girls Volleyball	\$ 0.00	\$ 0.00	\$ 0.00	\$ 0.00	\$ 0.00
2405	Lodging - Girls Volleyball	\$ 0.00	\$ 0.00	\$ 0.00	\$ 0.00	\$ 0.00
2406	Meals - Girls Volleyball	\$ 0.00	\$ 0.00	\$ 0.00	\$ 0.00	\$ 0.00
2407	Officials - Girls Volleyball	\$ 0.00	\$ 0.00	\$ 0.00	\$ 0.00	\$ 0.00
2408	Prof. Development - Girls Volleyball	\$ 0.00	\$ 0.00	\$ 0.00	\$ 0.00	\$ 0.00
2409	Scouting - Girls Volleyball	\$ 0.00	\$ 0.00	\$ 0.00	\$ 0.00	\$ 0.00
2410	Security - Girls Volleyball	\$ 0.00	\$ 0.00	\$ 0.00	\$ 0.00	\$ 0.00
2411	Transportation - Girls Volleyball	\$ 0.00	\$ 0.00	\$ 0.00	\$ 0.00	\$ 0.00
2412	Uniforms/Apparel - Girls Volleyball	\$ 0.00	\$ 0.00	\$ 0.00	\$ 0.00	\$ 0.00
2413	Misc. Expenditures - Girls Volleyball	\$ 0.00	\$ 0.00	\$ 0.00	\$ 0.00	\$ 0.00
2451	Awards - Girls Softball	-\$ 38.65	\$ 0.00	\$ 0.00	\$ 0.00	-\$ 38.65
2452	Camps - Girls Softball	\$ 3,878.00	\$ 3,075.00	\$ 0.00	\$ 0.00	\$ 6,953.00
2454	Equipment - Girls Softball	\$ 0.00	\$ 0.00	\$ 0.00	\$ 0.00	\$ 0.00
2455	Lodging - Girls Softball	\$ 0.00	\$ 0.00	\$ 0.00	\$ 0.00	\$ 0.00
2456	Meals - Girls Softball	\$ 0.00	\$ 0.00	\$ 0.00	\$ 0.00	\$ 0.00
2457	Officials - Girls Softball	\$ 0.00	\$ 0.00	\$ 152.00	\$ 0.00	-\$ 152.00
2458	Prof. Development - Girls Softball	\$ 0.00	\$ 0.00	\$ 0.00	\$ 0.00	\$ 0.00
2459	Scouting - Girls Softball	\$ 0.00	\$ 0.00	\$ 0.00	\$ 0.00	\$ 0.00
2460	Security - Girls Softball	\$ 0.00	\$ 0.00	\$ 0.00	\$ 0.00	\$ 0.00
2461	Transportation - Girls Softball	\$ 0.00	\$ 0.00	\$ 0.00	\$ 0.00	\$ 0.00
2462	Uniforms/Apparel - Girls Softball	\$ 0.00	\$ 0.00	\$ 0.00	\$ 0.00	\$ 0.00
2463	Misc. Expenditures - Girls Softball	-\$ 55.00	\$ 0.00	\$ 0.00	\$ 0.00	-\$ 55.00
	B Totals:	\$ 35,606.47	\$ 3,647.00	\$ 2,345.69	\$ 0.00	\$ 36,907.78

Current Cash Balance

Site ID	Site Name	Sorted by Site, Group, Activity				
Group ID	Group Name	From 08/01/2011 to 08/31/2011.				
Activity ID	Activity Name	Beginning Cash	Receipts	Disbursements	Adjustments	Cash Balance
C	Athletics-Boys					
3051	Awards - Boys Basketball	\$ 0.00	\$ 0.00	\$ 0.00	\$ 0.00	\$ 0.00
3052	Camps - Boys Basketball	\$ 11,654.82	\$ 260.00	\$ 1,008.00	\$ 0.00	\$ 10,906.82
3053	Entry Fees - Boys Basketball	-\$ 55.00	\$ 0.00	\$ 0.00	\$ 0.00	-\$ 55.00
3054	Equipment - Boys Basketball	-\$ 9.78	\$ 0.00	\$ 0.00	\$ 0.00	-\$ 9.78
3055	Lodging - Boys Basketball	\$ 0.00	\$ 0.00	\$ 0.00	\$ 0.00	\$ 0.00
3056	Meals - Boys Basketball	\$ 0.00	\$ 0.00	\$ 0.00	\$ 0.00	\$ 0.00
3057	Officials - Boys Basketball	\$ 0.00	\$ 0.00	\$ 0.00	\$ 0.00	\$ 0.00
3058	Prof. Development - Boys Basketball	\$ 0.00	\$ 0.00	\$ 0.00	\$ 0.00	\$ 0.00
3059	Scouting - Boys Basketball	\$ 0.00	\$ 0.00	\$ 0.00	\$ 0.00	\$ 0.00
3060	Security - Boys Basketball	\$ 0.00	\$ 0.00	\$ 0.00	\$ 0.00	\$ 0.00
3061	Transportation - Boys Basketball	\$ 0.00	\$ 0.00	\$ 0.00	\$ 0.00	\$ 0.00
3062	Uniforms/Apparel - Boys Basketball	\$ 0.00	\$ 0.00	\$ 0.00	\$ 0.00	\$ 0.00
3063	Misc. Expenditures - Boys Basketball	\$ 0.00	\$ 0.00	\$ 0.00	\$ 0.00	\$ 0.00
3101	Awards - Boys Cross Country	\$ 0.00	\$ 0.00	\$ 0.00	\$ 0.00	\$ 0.00
3102	Camps - Boys Cross Country	\$ 2,422.78	\$ 0.00	\$ 198.42	\$ 0.00	\$ 2,224.36
3103	Entry Fees - Boys Cross Country	-\$ 65.00	\$ 0.00	\$ 140.00	\$ 0.00	-\$ 205.00
3104	Equipment - Boys Cross Country	\$ 0.00	\$ 0.00	\$ 0.00	\$ 0.00	\$ 0.00
3105	Lodging - Boys Cross Country	\$ 0.00	\$ 0.00	\$ 0.00	\$ 0.00	\$ 0.00
3106	Meals - Boys Cross Country	\$ 0.00	\$ 0.00	\$ 0.00	\$ 0.00	\$ 0.00
3107	Officials - Boys Cross Country	\$ 0.00	\$ 0.00	\$ 0.00	\$ 0.00	\$ 0.00
3108	Prof. Development - Boys Cross Country	\$ 0.00	\$ 0.00	\$ 0.00	\$ 0.00	\$ 0.00
3109	Scouting - Boys Cross Country	\$ 0.00	\$ 0.00	\$ 0.00	\$ 0.00	\$ 0.00
3110	Security - Boys Cross Country	\$ 0.00	\$ 0.00	\$ 0.00	\$ 0.00	\$ 0.00
3111	Transportation - Boys Cross Country	\$ 0.00	\$ 0.00	\$ 0.00	\$ 0.00	\$ 0.00
3112	Uniforms/Apparel - Boys Cross Country	\$ 0.00	\$ 0.00	\$ 0.00	\$ 0.00	\$ 0.00
3113	Misc. Expenditures - Boys Cross Country	\$ 0.00	\$ 0.00	\$ 0.00	\$ 0.00	\$ 0.00
3151	Awards - Boys Golf	\$ 0.00	\$ 0.00	\$ 0.00	\$ 0.00	\$ 0.00
3152	Camps - Boys Golf	\$ 911.18	\$ 0.00	\$ 0.00	\$ 0.00	\$ 911.18
3153	Entry Fees - Boys Golf	-\$ 55.00	\$ 0.00	\$ 1,299.00	\$ 0.00	-\$ 1,354.00
3154	Equipment - Boys Golf	\$ 0.00	\$ 478.51	\$ 1,479.35	\$ 0.00	-\$ 1,000.84
3155	Lodging - Boys Golf	\$ 0.00	\$ 0.00	\$ 0.00	\$ 0.00	\$ 0.00
3156	Meals - Boys Golf	\$ 0.00	\$ 0.00	\$ 0.00	\$ 0.00	\$ 0.00
3157	Officials - Boys Golf	\$ 0.00	\$ 0.00	\$ 0.00	\$ 0.00	\$ 0.00
3158	Prof. Development - Boys Golf	\$ 0.00	\$ 0.00	\$ 0.00	\$ 0.00	\$ 0.00
3159	Scouting - Boys Golf	\$ 0.00	\$ 0.00	\$ 0.00	\$ 0.00	\$ 0.00
3160	Security - Boys Golf	\$ 0.00	\$ 0.00	\$ 0.00	\$ 0.00	\$ 0.00
3161	Transportation - Boys Golf	\$ 0.00	\$ 0.00	\$ 0.00	\$ 0.00	\$ 0.00
3162	Uniforms/Apparel - Boys Golf	\$ 0.00	\$ 0.00	\$ 0.00	\$ 0.00	\$ 0.00
3163	Misc. Expenditures - Boys Golf	\$ 0.00	\$ 0.00	\$ 0.00	\$ 0.00	\$ 0.00
3201	Awards - Boys Soccer	-\$ 38.65	\$ 0.00	\$ 0.00	\$ 0.00	-\$ 38.65
3202	Camps - Boys Soccer	\$ 4,403.53	\$ 0.00	\$ 0.00	\$ 0.00	\$ 4,403.53
3203	Entry Fees - Boys Soccer	-\$ 110.00	\$ 0.00	\$ 0.00	\$ 0.00	-\$ 110.00
3204	Equipment - Boys Soccer	\$ 0.00	\$ 0.00	\$ 0.00	\$ 0.00	\$ 0.00
3205	Lodging - Boys Soccer	\$ 0.00	\$ 0.00	\$ 0.00	\$ 0.00	\$ 0.00
3206	Meals - Boys Soccer	\$ 0.00	\$ 0.00	\$ 0.00	\$ 0.00	\$ 0.00

Current Cash Balance

Site ID	Site Name						Sorted by Site, Group, Activity. From 08/01/2011 to 08/31/2011.	
Group ID	Group Name	Activity ID	Activity Name	Beginning Cash	Receipts	Disbursements	Adjustments	Cash Balance
3207			Officials - Boys Soccer	\$ 0.00	\$ 0.00	\$ 0.00	\$ 0.00	\$ 0.00
3208			Prof. Development - Boys Soccer	\$ 0.00	\$ 0.00	\$ 0.00	\$ 0.00	\$ 0.00
3209			Scouting - Boys Soccer	\$ 0.00	\$ 0.00	\$ 0.00	\$ 0.00	\$ 0.00
3210			Security - Boys Soccer	\$ 0.00	\$ 0.00	\$ 0.00	\$ 0.00	\$ 0.00
3211			Transportation - Boys Soccer	\$ 0.00	\$ 0.00	\$ 0.00	\$ 0.00	\$ 0.00
3212			Uniforms/Apparel - Boys Soccer	\$ 0.00	\$ 0.00	\$ 0.00	\$ 0.00	\$ 0.00
3213			Misc. Expenditures - Boys Soccer	\$ 0.00	\$ 0.00	\$ 0.00	\$ 0.00	\$ 0.00
3251			Awards - Boys Swimming	\$ 0.00	\$ 0.00	\$ 0.00	\$ 0.00	\$ 0.00
3252			Camps - Boys Swimming	\$ 3,803.60	\$ 527.00	\$ 0.00	\$ 0.00	\$ 4,330.60
3253			Entry Fees - Boys Swimming	-\$ 55.00	\$ 0.00	\$ 0.00	\$ 0.00	-\$ 55.00
3254			Equipment - Boys Swimming	-\$ 394.27	\$ 0.00	\$ 0.00	\$ 0.00	-\$ 394.27
3255			Lodging - Boys Swimming	\$ 0.00	\$ 0.00	\$ 0.00	\$ 0.00	\$ 0.00
3256			Meals - Boys Swimming	\$ 0.00	\$ 0.00	\$ 0.00	\$ 0.00	\$ 0.00
3257			Officials - Boys Swimming	\$ 0.00	\$ 0.00	\$ 0.00	\$ 0.00	\$ 0.00
3258			Prof. Development - Boys Swimming	\$ 0.00	\$ 0.00	\$ 0.00	\$ 0.00	\$ 0.00
3259			Scouting - Boys Swimming	\$ 0.00	\$ 0.00	\$ 0.00	\$ 0.00	\$ 0.00
3260			Security - Boys Swimming	\$ 0.00	\$ 0.00	\$ 0.00	\$ 0.00	\$ 0.00
3261			Transportation - Boys Swimming	\$ 0.00	\$ 0.00	\$ 0.00	\$ 0.00	\$ 0.00
3262			Uniforms/Apparels - Boys Swimming	\$ 0.00	\$ 0.00	\$ 0.00	\$ 0.00	\$ 0.00
3263			Misc. Expenditures - Boys Swimming	\$ 0.00	\$ 0.00	\$ 0.00	\$ 0.00	\$ 0.00
3301			Awards - Boys Tennis	\$ 0.00	\$ 0.00	\$ 0.00	\$ 0.00	\$ 0.00
3302			Camps - Boys Tennis	\$ 0.00	\$ 0.00	\$ 0.00	\$ 0.00	\$ 0.00
3303			Entry Fees - Boys Tennis	-\$ 55.00	\$ 0.00	\$ 0.00	\$ 0.00	-\$ 55.00
3304			Equipment - Boys Tennis	-\$ 20.00	\$ 0.00	\$ 373.60	\$ 0.00	-\$ 393.60
3305			Lodging - Boys Tennis	\$ 0.00	\$ 0.00	\$ 0.00	\$ 0.00	\$ 0.00
3306			Meals - Boys Tennis	\$ 0.00	\$ 0.00	\$ 0.00	\$ 0.00	\$ 0.00
3307			Officials - Boys Tennis	\$ 0.00	\$ 0.00	\$ 0.00	\$ 0.00	\$ 0.00
3308			Prof. Development - Boys Tennis	\$ 0.00	\$ 0.00	\$ 0.00	\$ 0.00	\$ 0.00
3309			Scouting - Boys Tennis	\$ 0.00	\$ 0.00	\$ 0.00	\$ 0.00	\$ 0.00
3310			Security - Boys Tennis	\$ 0.00	\$ 0.00	\$ 0.00	\$ 0.00	\$ 0.00
3311			Transportation - Boys Tennis	\$ 0.00	\$ 0.00	\$ 0.00	\$ 0.00	\$ 0.00
3312			Uniforms/Apparel - Boys Tennis	\$ 0.00	\$ 0.00	\$ 0.00	\$ 0.00	\$ 0.00
3313			Misc. Expenditures - Boys Tennis	\$ 0.00	\$ 0.00	\$ 0.00	\$ 0.00	\$ 0.00
3351			Awards - Boys Track	\$ 0.00	\$ 0.00	\$ 0.00	\$ 0.00	\$ 0.00
3352			Camps - Boys Track	\$ 1,474.22	\$ 0.00	\$ 209.18	\$ 0.00	\$ 1,265.04
3354			Equipment - Boys Track	\$ 0.00	\$ 0.00	\$ 67.50	\$ 0.00	-\$ 67.50
3355			Lodging - Boys Track	\$ 0.00	\$ 0.00	\$ 0.00	\$ 0.00	\$ 0.00
3356			Meals - Boys Track	\$ 0.00	\$ 0.00	\$ 0.00	\$ 0.00	\$ 0.00
3357			Officials - Boys Track	\$ 0.00	\$ 0.00	\$ 0.00	\$ 0.00	\$ 0.00
3358			Prof. Development - Boys Track	\$ 0.00	\$ 0.00	\$ 0.00	\$ 0.00	\$ 0.00
3359			Scouting - Boys Track	\$ 0.00	\$ 0.00	\$ 0.00	\$ 0.00	\$ 0.00
3360			Security - Boys Track	\$ 0.00	\$ 0.00	\$ 0.00	\$ 0.00	\$ 0.00
3361			Transportation - Boys Track	\$ 0.00	\$ 0.00	\$ 0.00	\$ 0.00	\$ 0.00
3362			Uniforms/Apparel - Boys Track	\$ 0.00	\$ 0.00	\$ 0.00	\$ 0.00	\$ 0.00
3363			Misc. Expenditures - Boys Track	-\$ 55.00	\$ 0.00	\$ 0.00	\$ 0.00	-\$ 55.00
3451			Awards - Boys Baseball	\$ 0.00	\$ 0.00	\$ 0.00	\$ 0.00	\$ 0.00

Current Cash Balance

Site ID	Site Name	Sorted by Site, Group, Activity, From 08/01/2011 to 08/31/2011.				
Group ID	Group Name	Beginning Cash	Receipts	Disbursements	Adjustments	Cash Balance
Activity ID	Activity Name					
3452	Camps - Boys Baseball	\$ 3,582.89	\$ 0.00	\$ 0.00	\$ 0.00	\$ 3,582.89
3453	Entry Fees - Boys Baseball	-\$ 55.00	\$ 0.00	\$ 0.00	\$ 0.00	-\$ 55.00
3454	Equipment - Boys Baseball	\$ 129.25	\$ 0.00	\$ 0.00	\$ 0.00	\$ 129.25
3455	Lodging - Boys Baseball	\$ 0.00	\$ 0.00	\$ 0.00	\$ 0.00	\$ 0.00
3456	Meals - Boys Baseball	\$ 0.00	\$ 0.00	\$ 0.00	\$ 0.00	\$ 0.00
3457	Officials - Boys Baseball	\$ 0.00	\$ 0.00	\$ 0.00	\$ 0.00	\$ 0.00
3458	Prof. Development - Boys Baseball	\$ 0.00	\$ 0.00	\$ 0.00	\$ 0.00	\$ 0.00
3459	Scouting - Boys Baseball	\$ 0.00	\$ 0.00	\$ 0.00	\$ 0.00	\$ 0.00
3460	Security - Boys Baseball	\$ 0.00	\$ 0.00	\$ 0.00	\$ 0.00	\$ 0.00
3461	Transportation - Boys Baseball	\$ 0.00	\$ 0.00	\$ 0.00	\$ 0.00	\$ 0.00
3462	Uniforms/Apparel - Boys Baseball	\$ 0.00	\$ 0.00	\$ 0.00	\$ 0.00	\$ 0.00
3463	Misc. Expenditures - Boys Baseball	\$ 0.00	\$ 0.00	\$ 0.00	\$ 0.00	\$ 0.00
3501	Awards - Boys Football	\$ 0.00	\$ 0.00	\$ 0.00	\$ 0.00	\$ 0.00
3502	Camps - Boys Football	\$ 13,202.44	\$ 6,370.00	\$ 287.96	\$ 0.00	\$ 19,284.48
3503	Entry Fees - Boys Football	-\$ 55.00	\$ 0.00	\$ 0.00	\$ 0.00	-\$ 55.00
3504	Equipment - Boys Football	-\$ 4,841.19	\$ 0.00	\$ 8,290.93	\$ 0.00	-\$ 13,132.12
3505	Lodging - Boys Football	\$ 0.00	\$ 0.00	\$ 0.00	\$ 0.00	\$ 0.00
3506	Meals - Boys Football	\$ 0.00	\$ 0.00	\$ 0.00	\$ 0.00	\$ 0.00
3507	Officials - Boys Football	\$ 0.00	\$ 0.00	\$ 0.00	\$ 0.00	\$ 0.00
3508	Prof. Development - Boys Football	\$ 0.00	\$ 0.00	\$ 0.00	\$ 0.00	\$ 0.00
3509	Scouting - Boys Football	\$ 0.00	\$ 0.00	\$ 0.00	\$ 0.00	\$ 0.00
3510	Security - Boys Football	\$ 0.00	\$ 0.00	\$ 0.00	\$ 0.00	\$ 0.00
3511	Transportation - Boys Football	\$ 0.00	\$ 0.00	\$ 0.00	\$ 0.00	\$ 0.00
3512	Uniforms/Apparel - Boys Football	\$ 0.00	\$ 0.00	\$ 0.00	\$ 0.00	\$ 0.00
3513	Misc Expenditures-Boys Football	\$ 0.00	\$ 0.00	\$ 0.00	\$ 0.00	\$ 0.00
3551	Awards - Boys Wrestling	\$ 0.00	\$ 0.00	\$ 0.00	\$ 0.00	\$ 0.00
3552	Camps - Boys Wrestling	\$ 3,262.58	\$ 0.00	\$ 400.00	\$ 0.00	\$ 2,862.58
3554	Equipment - Boys Wrestling	\$ 0.00	\$ 0.00	\$ 26.74	\$ 0.00	-\$ 26.74
3555	Lodging - Boys Wrestling	\$ 0.00	\$ 0.00	\$ 0.00	\$ 0.00	\$ 0.00
3556	Meals - Boys Wrestling	\$ 0.00	\$ 0.00	\$ 0.00	\$ 0.00	\$ 0.00
3557	Officials - Boys Wrestling	\$ 0.00	\$ 0.00	\$ 0.00	\$ 0.00	\$ 0.00
3558	Prof. Development - Boys Wrestling	\$ 0.00	\$ 0.00	\$ 0.00	\$ 0.00	\$ 0.00
3559	Scouting - Boys Wrestling	\$ 0.00	\$ 0.00	\$ 0.00	\$ 0.00	\$ 0.00
3560	Security - Boys Wrestling	\$ 0.00	\$ 0.00	\$ 0.00	\$ 0.00	\$ 0.00
3561	Transportation - Boys Wrestling	\$ 0.00	\$ 0.00	\$ 0.00	\$ 0.00	\$ 0.00
3562	Uniforms/Apparel - Boys Wrestling	\$ 0.00	\$ 0.00	\$ 0.00	\$ 0.00	\$ 0.00
3563	Misc. Expenditures - Boys Wrestling	-\$ 105.00	\$ 0.00	\$ 40.00	\$ 0.00	-\$ 145.00
C Totals:		\$ 38,878.40	\$ 7,635.51	\$ 13,820.68	\$ 0.00	\$ 32,693.23

Current Cash Balance

Site ID	Site Name	Sorted by Site, Group, Activity.				
Group ID	Group Name	From 08/01/2011 to 08/31/2011.				
Activity ID	Activity Name	Beginning Cash	Receipts	Disbursements	Adjustments	Cash Balance
D	CLUBS AND ORGANIZATIONS					
4010	40 Assets	\$ 49.82	\$ 0.00	\$ 0.00	\$ 0.00	\$ 49.82
4030	Amnesty International	\$ 27.51	\$ 0.00	\$ 0.00	\$ 0.00	\$ 27.51
4040	Art	\$ 3,402.64	\$ 275.00	\$ 0.00	\$ 0.00	\$ 3,677.64
4060	Band	\$ 9,344.22	\$ 8,302.67	\$ 4,472.69	\$ 0.00	\$ 13,174.20
4080	Book Club	\$ 0.00	\$ 0.00	\$ 0.00	\$ 0.00	\$ 0.00
4110	Cheerleading	\$ 19,414.76	\$ 0.00	\$ 18,427.80	\$ 9,596.30	\$ 10,583.26
4115	Uniforms-Cheer/Dance	\$ 0.00	\$ 0.00	\$ 0.00	\$ 0.00	\$ 0.00
4140	Choir	\$ 15,869.41	\$ 2,595.00	\$ 7,006.13	\$ 0.00	\$ 11,458.28
4160	Construction	\$ 644.94	\$ 0.00	\$ 0.00	\$ 0.00	\$ 644.94
4180	Culinary Competition	\$ 0.56	\$ 0.00	\$ 0.00	\$ 0.00	\$ 0.56
4190	Dance Club	\$ 78.31	\$ 0.00	\$ 0.00	\$ 0.00	\$ 78.31
4200	Debate Team	-\$ 125.46	\$ 0.00	\$ 0.00	\$ 0.00	-\$ 125.46
4210	DECA	-\$ 1,985.93	\$ 0.00	\$ 0.00	-\$ 246.80	-\$ 2,232.73
4220	Drama Club	\$ 483.52	\$ 0.00	\$ 50.00	\$ 0.00	\$ 433.52
4230	Environmental Club	\$ 4,938.56	\$ 0.00	\$ 107.98	\$ 0.00	\$ 4,830.58
4250	FCCLA	\$ 9,890.01	\$ 8.00	\$ 0.00	\$ 0.00	\$ 9,898.01
4260	FCS Club	\$ 33.15	\$ 60.00	\$ 17.53	\$ 0.00	\$ 75.62
4290	Forensics	\$ 1,570.32	\$ 0.00	\$ 0.00	\$ 0.00	\$ 1,570.32
4310	French Club	\$ 158.17	\$ 0.00	\$ 0.00	\$ 0.00	\$ 158.17
4320	Future Educators	\$ 930.23	\$ 0.00	\$ 0.00	\$ 0.00	\$ 930.23
4340	German Club	\$ 505.97	\$ 0.00	\$ 0.00	\$ 0.00	\$ 505.97
4365	HOSA	\$ 1,264.34	\$ 0.00	\$ 0.00	\$ 0.00	\$ 1,264.34
4390	Intramurals	\$ 759.90	\$ 0.00	\$ 0.00	\$ 0.00	\$ 759.90
4400	Japanese Club	\$ 0.72	\$ 0.00	\$ 0.00	\$ 0.00	\$ 0.72
4410	Junior Class	\$ 11,601.13	\$ 0.00	\$ 0.00	\$ 0.00	\$ 11,601.13
4420	Key Club	\$ 804.56	\$ 0.00	\$ 0.00	\$ 0.00	\$ 804.56
4440	Leadership Club	\$ 30.00	\$ 0.00	\$ 0.00	\$ 0.00	\$ 30.00
4460	Literary Magazine	\$ 318.08	\$ 0.00	\$ 0.00	\$ 0.00	\$ 318.08
4470	Manufacturing	\$ 10.70	\$ 0.00	\$ 0.00	\$ 0.00	\$ 10.70
4480	Mascot Team	\$ 669.18	\$ 0.00	\$ 0.00	\$ 0.00	\$ 669.18
4490	M-Club	\$ 1,510.91	\$ 4,517.00	\$ 0.00	\$ 0.00	\$ 6,027.91
4500	Music	\$ 1,576.96	\$ 0.00	\$ 0.00	\$ 0.00	\$ 1,576.96
4510	National Honor Society	\$ 552.28	\$ 0.00	\$ 0.00	\$ 0.00	\$ 552.28
4520	Newspaper	-\$ 72.01	\$ 0.00	\$ 0.00	\$ 0.00	-\$ 72.01
4530	Orchestra	-\$ 257.14	\$ 640.00	\$ 0.00	\$ 0.00	\$ 382.86
4540	Other Clubs	\$ 352.40	\$ 0.00	\$ 0.00	\$ 0.00	\$ 352.40
4570	Play Production	\$ 6,354.36	\$ 600.00	\$ 180.00	\$ 0.00	\$ 6,774.36
4630	Science Club	\$ 1.21	\$ 0.00	\$ 0.00	\$ 0.00	\$ 1.21
4640	Senior Class	\$ 3,743.69	\$ 0.00	\$ 0.00	\$ 0.00	\$ 3,743.69
4645	Show Choir	\$ 82,310.60	\$ 10,870.25	\$ 1,809.20	\$ 0.00	\$ 91,371.65
4646	Singsation	\$ 0.00	\$ 5,608.54	\$ 0.00	\$ 0.00	\$ 5,608.54
4650	Skills USA	\$ 0.00	\$ 0.00	\$ 0.00	\$ 0.00	\$ 0.00
4660	Spanish Club	\$ 1,638.81	\$ 45.00	\$ 141.79	\$ 0.00	\$ 1,542.02
4690	Spirit Shop	\$ 3,978.30	\$ 9,987.00	\$ 490.20	\$ 246.80	\$ 13,721.90
4700	STUCO Workshops	\$ 157.93	\$ 0.00	\$ 0.00	\$ 0.00	\$ 157.93

Current Cash Balance

Site ID	Site Name	Sorted by Site, Group, Activity, From 08/01/2011 to 08/31/2011.						
Group ID	Group Name	Activity ID	Activity Name	Beginning Cash	Receipts	Disbursements	Adjustments	Cash Balance
		4710	Student Council	\$ 9,305.94	\$ 2,103.65	\$ 2,249.00	\$ 0.00	\$ 9,160.59
		4770	Yearbook	\$ 18,240.65	\$ 80,975.00	\$ 3,715.71	-\$ 205.00	\$ 95,294.94
		4780	Youth to Youth	\$ 490.64	\$ 0.00	\$ 0.00	\$ 0.00	\$ 490.64
		D	Totals:	\$ 210,574.85	\$ 126,587.11	\$ 38,668.03	\$ 9,391.30	\$ 307,885.23
E	ADMINISTRATIVE CUSTODIAL							
		5020	Fines	\$ 4,857.77	\$ 0.00	\$ 16.99	\$ 0.00	\$ 4,840.78
		5030	Counseling Center	\$ 576.84	\$ 1,989.00	\$ 270.00	\$ 330.00	\$ 2,625.84
		5060	Hospitality	-\$ 325.43	\$ 0.00	\$ 0.00	\$ 0.00	-\$ 325.43
		5070	Library	\$ 177.32	\$ 0.00	\$ 0.00	\$ 0.00	\$ 177.32
		5110	Other Student Activities	\$ 0.00	\$ 0.00	\$ 0.00	\$ 0.00	\$ 0.00
		5120	P.E.	-\$ 2,658.47	\$ 0.00	\$ 0.00	\$ 0.00	-\$ 2,658.47
		5130	Parking	-\$ 911.63	\$ 21,028.00	\$ 0.00	\$ 0.00	\$ 20,116.37
		5185	Technology	\$ 1,744.74	\$ 0.00	\$ 0.00	\$ 0.00	\$ 1,744.74
		5205	Vocational	\$ 16.18	\$ 0.00	\$ 0.00	\$ 0.00	\$ 16.18
		E	Totals:	\$ 3,477.32	\$ 23,017.00	\$ 286.99	\$ 330.00	\$ 26,537.33
Q	STUDENT FEE FUND							
		7160	Participation Fees - Athletics	\$ 0.00	\$ 51,807.00	\$ 0.00	\$ 0.00	\$ 51,807.00
		7170	Participation Fees - Clubs & Orgs	\$ 0.00	\$ 1,070.00	\$ 60.00	\$ 0.00	\$ 1,010.00
		7190	Field Trips	\$ 2,105.82	\$ 0.00	\$ 0.00	\$ 0.00	\$ 2,105.82
		7900	Field Trips-Other	\$ 0.00	\$ 0.00	\$ 0.00	\$ 0.00	\$ 0.00
		Q	Totals:	\$ 2,105.82	\$ 52,877.00	\$ 60.00	\$ 0.00	\$ 54,922.82
R	AP/IB EXAMS							
		8010	AP Exams	\$ 43,773.18	\$ 6,404.00	\$ 174.00	\$ 0.00	\$ 50,003.18
		R	Totals:	\$ 43,773.18	\$ 6,404.00	\$ 174.00	\$ 0.00	\$ 50,003.18
S	ATHLETIC							
		9010	Gate Receipts	\$ 0.00	\$ 535.00	\$ 0.00	\$ 0.00	\$ 535.00
		9020	Cash Reserve	\$ 187,989.09	\$ 0.00	\$ 0.00	\$ 2,460.00	\$ 190,449.09
		9030	Concessions	\$ 12,163.13	\$ 430.65	\$ 531.00	\$ 0.00	\$ 12,062.78
		9040	Tickets	\$ 0.00	\$ 12,310.00	\$ 0.00	\$ 0.00	\$ 12,310.00
		9050	Athletic-General	\$ 28,531.21	\$ 2,871.00	\$ 1,577.71	-\$ 2,460.00	\$ 27,364.50
		9060	Athletic Director	\$ 17,699.12	\$ 0.00	\$ 459.00	\$ 0.00	\$ 17,240.12
		9070	Miscellaneous Receipts	-\$ 7,478.78	\$ 0.00	\$ 0.00	\$ 0.00	-\$ 7,478.78
		9080	Fundraising-Athletic	\$ 3,819.80	\$ 0.00	\$ 882.84	\$ 0.00	\$ 2,936.96
		9090	Strength & Conditioning	-\$ 133.47	\$ 1,635.00	\$ 35.00	\$ 0.00	\$ 1,466.53
		9100	Athletic Training	\$ 0.00	\$ 0.00	\$ 1,547.62	\$ 0.00	-\$ 1,547.62
		9110	Activities	\$ 896.15	\$ 0.00	\$ 0.00	\$ 0.00	\$ 896.15
		9120	Booster Contributions-Girls	\$ 0.00	\$ 0.00	\$ 0.00	\$ 0.00	\$ 0.00
		9130	Booster Contributions-Boys	\$ 0.00	\$ 0.00	\$ 0.00	\$ 0.00	\$ 0.00
		S	Totals:	\$ 243,486.25	\$ 17,781.65	\$ 5,033.17	\$ 0.00	\$ 256,234.73
		WHS	Totals:	\$ 180,713.08	\$ 240,011.77	\$ 62,507.94	\$ 9,721.30	\$ 367,938.21

Current Cash Balance Report

87

ALL Data

Arranged by:

Date: 08/01/2011 thru 08/31/2011

Group ID and Activity Number

Activity Number and Name	Beginning Cash	Receipts	Disbursements	Adjustments	Cash Balance
A SUMMER SCHOOL ACCOUNTS					
100 Elementary Summer School	47,375.00	0.00	690.00	0.00	46,685.00
120 Middle School Summer School	24,320.00	355.00	345.00	-355.00	23,975.00
130 Senior High Summer School	99,162.00	0.00	1,060.00	355.00	98,457.00
140 Special Education	1,380.00	0.00	0.00	0.00	1,380.00
145 Special Education Preschool	0.00	0.00	0.00	0.00	0.00
150 Interest	2,823.53	10.36	0.00	0.00	2,833.89
160 Food Service Refunds	156.45	0.00	0.00	0.00	156.45
170 MNHS AP	100.00	0.00	0.00	0.00	100.00
175 MNHS IB	0.00	0.00	0.00	0.00	0.00
180 MSHS AP	0.00	0.00	0.00	0.00	0.00
185 MWHS AP	0.00	0.00	0.00	0.00	0.00
A SUMMER SCHOOL ACCOUNTS Totals:	175,316.98	365.36	2,095.00	0.00	173,587.34
Report Totals:	175,316.98	365.36	2,095.00	0.00	173,587.34

Millard Public Schools - Planned Disposition of Surplus Property

BOE Packet Due Date: **10/11/2011**

BOE Meeting Date: **10/17/2011**

Sale or Disposals Scheduled After: **10/17/2011**

Lot	Quantity	Description
1	20	Laptops
2	1	cooler
3	1	table saw
4	1	pallet nails
5	1	kettle
6	1	meat slicer
7	1	box headphones
8		
9		
10		
11		
12		
13		
14		
15		
16		
17		
18		
19		
20		
21		
22		
23		
24		
25		
26		
27		
28		
29		
30		

AGENDA SUMMARY SHEET

Agenda Item: Enter into Collective Bargaining Negotiations with the Millard Education Association for the 2012-13 Teachers Contract.

Meeting Date: October 17, 2011

Department General Administration / Human Resources

Title and Brief Description: Request to commence Collective Bargaining with the MEA.

Action Desired: Approval

Background: The Millard Education Association represents the teachers in collective bargaining matters. The current bargaining agreement expires July 31, 2012. Under Nebraska law, either party (the District or the Union) may request the commencement of collective bargaining. A copy of the letter from MEA requesting the commencement of bargaining for the FYE13 contract is attached.

Options/Alternatives Considered:

N/A

Recommendations: It is recommended that the District recognize the MEA as the collective bargaining agent for teachers in the District; and further that the District meet and confer with the MEA to negotiate the FYE13 employment contract for said employee group at times and places mutually agreed to by the parties.

Strategic Plan Reference:

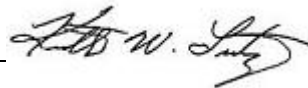
N/A


Timeline: Immediate

Responsible Persons:

Chad Meisgeier, Dr. Keith Lutz

Superintendent's Signature: _____





MILLARD EDUCATION ASSOCIATION

4204 South 57th Street • Omaha, NE 68117
Phone: (402) 731-0400 • Fax: (402) 734-8005

October 10, 2011

Dr. Keith Lutz
Superintendent
Millard Public Schools
5606 South 147th Street
Omaha, NE 68137

Dear Dr. Lutz:

The Millard Education Association, representing the greatest majority of non-supervisory certificated employees employed by the Millard Public School District, formally requests to commence the collective bargaining process. Additionally, the Association requests that the Millard Public School District recognize the Association as the exclusive bargaining agent for those non-supervisory certificated employees.

The Association further requests that the bargaining for the terms of the contract begin at your earliest convenience.

Please direct your written response to the undersigned.

Sincerely,

Molly Erickson
President
Millard Education Association

AGENDA SUMMARY SHEET

Agenda Item: Appointment of Negotiations Team for Teachers Contract.

Meeting Date: October 17, 2011

Department General Administration / Human Resources

Title and Brief Description: Appointment of Negotiations Team for the teachers contract – The designation of the members who will serve as the District’s representatives during the collective bargaining process for teachers.

Action Desired: Approval

Background: Nebraska law provides school employees the right to bargain collectively with the school district in certain matters related to their employment contract. The association that represents these employees has a team of members who meet with a similar team appointed by the District. The District’s team has the task of negotiating the proposed terms of the collective bargaining agreement; however, final approval for the agreement rests with the Board of Education.

It is the administration’s recommendation that the district’s team this year be comprised of Ken Fossen, Duncan Young, Jim Sutfin and Chad Meisgeier, with Chad Meisgeier serving as the lead negotiator for the team.


Options/Alternatives Considered: The Board could appoint different members to the team.

Recommendations: It is recommended that the Board appoint Ken Fossen, Duncan Young, Jim Sutfin and Chad Meisgeier for the District’s negotiations team for collective bargaining related to the FYE13 employment contract for teachers; and that the Board appoint Chad Meisgeier as the lead negotiator for the team.

Strategic Plan Reference: N/A

Timeline: Immediate

Responsible Persons: Chad Meisgeier, Ken Fossen, Duncan Young, and Jim Sutfin

Superintendent’s Signature: _____  _____

AGENDA SUMMARY SHEET

Agenda Item: 1347 Smoking and Use of Tobacco
1347.1 Smoking and Using Tobacco

Meeting Date: October 17, 2011

Department: Human Resources

Title and Brief Description: 1347 Smoking and Use of Tobacco
1347.1 Smoking and Using Tobacco

Action Desired: Approval

Background: Updating Policies

Options/Alternatives Considered: N/A

Recommendations: Re-Affirm

Strategic Plan Reference: N/A

Implications of Adoption/Rejection: N/A

Timeline: N/A

Responsible Persons: Dr. Jim Sutfin, Assistant Superintendent of Human Resources

Superintendent's Signature: _____  _____

Community Relations

Smoking and Use of Tobacco

1347

No tobacco products may be used by community members and visitors in facilities or on grounds owned, leased or operated by the Millard Public Schools.

Related Policies and Rules: 1347.1, 4172, 4172.1, 7421, 7421.1

Policy Adopted: September 6, 1988, December 20, 1993

Revised: January 17, 1994; April 19, 2004

Reaffirmed: February 9, 2004; [October 17, 2011](#)

Millard Public Schools
Omaha, Nebraska

Community

Smoking and Using Tobacco

1347.1

Appropriate signs will be placed at the entrances of all buildings, athletic facilities, and spectator areas advising all persons who enter of the District policy prohibiting smoking and the use of tobacco on District property.

Anyone who is observed smoking or using tobacco products in violation of District policies shall be asked to refrain from such activity. If the individual fails to comply with the request the violation may be referred to the principal or District supervisory personnel responsible for the area or the program. The supervisor shall make a decision on further action, which may include a directive to leave school property. Repeated violations may result in a recommendation to the Superintendent to prohibit the individual from entering school district property for a specified period of time. If deemed necessary by school administration, the local law enforcement agency may be called upon to assist with enforcement of this policy.

Related Policies and Rules: 1347P, 4172, 4172.1; 7421, 7421.1

Rule Approved: November 7, 1988; December 20, 1993

Revised: January 17, 1994; February 9, 2004; April 19, 2004

[Reaffirmed: October 17, 2011](#)

Millard Public Schools
Omaha, Nebraska

AGENDA SUMMARY SHEET

Agenda Item: 4110 Personnel Records

Meeting Date: October 17, 2011

Department: Human Resources

Title and Brief Description: 4110 Personnel Records

Action Desired: Approval

Background: Updating Policies

Options/Alternatives Considered: N/A

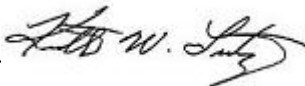
Recommendations: Re-Affirm

Strategic Plan Reference: N/A

Implications of Adoption/Rejection: N/A

Timeline: N/A

Responsible Persons:
Dr. Jim Sutfin, Assistant Superintendent of Human Resources

Superintendent's Signature: _____  _____

Human Resources**Personnel Records****4110**

The school district will maintain a personnel file on each employee.

Policy Adopted: 1974

Revised: November 16, 1987

Reaffirmed: December 7, 1998; April 4, 2005; [October 17, 2011](#)

Millard Public Schools
Omaha, Nebraska

AGENDA SUMMARY SHEET

Agenda Item: 4110.1 Personnel Records

Meeting Date: October 17, 2011

Department: Human Resources

Title and Brief Description: 4110.1 Personnel Records

Action Desired: Approval

Background: Updating Policies

Options/Alternatives Considered: N/A

Recommendations: Approval

Strategic Plan Reference: N/A

Implications of Adoption/Rejection: N/A

Timeline: N/A

Responsible Persons: Dr. Jim Sutfin, Assistant Superintendent of Human Resources

Superintendent's Signature: _____  _____

Human Resources

Personnel Records

4110.1

- I. Each employee is required to provide information to the District within the timeline required by the District.
- II. Prior to the District making a job offer each candidate must have placed on file in the Human Resources Office:
- A. ~~1.~~ Application for employment
 - B. ~~2.~~ Waiver for release of employment and criminal history information
- III. Prior to completing his or her third (3rd) day of work, each employee must have the following item on file in the Human Resources Office:
- A. ~~1.~~ I-9 Employment Eligibility Verification
 - B. ~~2.~~ W-4 Employee's Withholding Allowance Certificate
 - C. ~~3.~~ Nebraska School Retirement System Form
 - D. ~~4.~~ Health, Dental, Life, Section 125, 403(b), 457(b), payroll direct-deposit, and Long-term Disability enrollment forms
 - E. ~~5.~~ Personal Information Form
 - F. ~~6.~~ Valid Nebraska Teaching Certificate or Conditional Permit (certificated personnel only)
- IV. Prior to the sixty-first (61st) calendar day following the employee's first day of work, each certificated employee must have the following items on file in the Human Resources Office:
- A. ~~1.~~ All current and complete college transcripts
- V. Failure to provide any of the above documents within the specified time limit may result in disciplinary action up to and including termination of employment.

Legal Reference: Neb. Rev. Stat. §~~36-213; 36-213.01~~; 79-801; 79-802
 92 NAC 10; 92 NAC 21
 Immigration Reform and Control Act 1986
~~Americans with disabilities Act of 1990~~

Rule Approved: 1974

Revised: November 16, 1987; March 2, 1992; December 7, 1998; April 5, 2005
[October 17, 2011](#)

Millard Public Schools
 Omaha, Nebraska

AGENDA SUMMARY SHEET

Agenda Item: 4110.2 Personnel Records Retention

Meeting Date: October 17, 2011

Department: Human Resources

Title and Brief Description: 4110.2 Personnel Records Retention

Action Desired: Approval

Background: Updating Policies

Options/Alternatives Considered: N/A

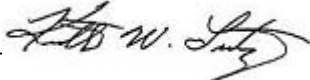
Recommendations: Approval

Strategic Plan Reference: N/A

Implications of Adoption/Rejection: N/A

Timeline: N/A

Responsible Persons: Dr. Jim Sutfin, Assistant Superintendent of Human Resources

Superintendent's Signature: _____  _____

Human Resources

Personnel Records Retention

4110.2

I. Retention of Personnel Records.

- A. Standardized retention and filing guidelines shall be implemented by the District for the retention and retrieval of personnel records for each District employee and staff member in conformity with applicable state and federal law and the guidelines propounded by the Nebraska Secretary of State, Records Management Division and the District's policies and rules.
- B. The ~~personnel office~~ [Human Resources Office](#) shall maintain the employment file of each employee and staff member of the District. The District shall take steps to ensure that the confidentiality and privacy of staff and personnel records are maintained as provided by state and federal law and the District's policies and rules.
- C. The Assistant Superintendent for Human Resources shall maintain the Employment History file for each ~~district~~ [District](#) employee or staff member.
- D. The records maintained subject to this Rule may be destroyed immediately after microfilming or imaging in compliance with the applicable guidelines propounded by the Secretary of State's office, Records Management Division and applicable state and federal statutes.

II. Transfer of Supervisory File.

- A. Each employee's annual cumulative evaluation shall be sent to [the Human Resources Office](#) for inclusion in the Employee History File. A copy shall be retained in the Supervisory File.
- B. When an employee transfers to another supervisor, the Supervisory File shall be forwarded to the new supervisor.
- C. Upon termination of employment, the Supervisory File shall be forwarded to [the Human Resources Office](#) for disposition.

III. Guidelines for Maintenance and Retention of [Personnel](#) Records.

- A. Personnel records of the District shall be maintained for a minimum of three (3) years.
- B. Personnel records shall be stored and either electronically imaged or microfilmed annually or as often as practicable in accordance with procedures and guidelines established by the Nebraska Secretary of State. Once filmed or imaged and indexed, the original documents shall be destroyed. Microfilm, electronic images and their indexes (or the original documents, if not filmed or imaged) shall be maintained for the minimum number of years listed below:
 1. Employment History File: Fifty years following the date of termination of employment for employees in a defined benefit retirement plan. For all other employees, ten years following the date of termination of employment.
 2. INS Form I-9 (information to be kept separate from Employment History File): ~~Three~~ [Five](#) years after date of hire or one year after separation or termination, whichever is later.
 3. Benefit Enrollment and employee's insurance enrollment: Five years after termination of employment; Salary Deduction, ~~two~~ [five](#) years after form is superseded or becomes obsolete.

4. First Report of [Accident or Occupational Disease, Injury or Illness](#): Five years after end of year to which they relate; Medical Examinations and Reports of Employee Exposures to Toxic Substances or Blood Borne Pathogens: Thirty years after separation of employment. Worker's Compensation Reports: Four years after date of report.
5. FMLA, ~~and~~ Disability, and other leave of time off requests: ~~Three~~ Five years.
6. Grievances, reports submitted by employees of an alleged grievance: Three years after all actions and appeals or after no longer of reference value, whichever is later.
7. Complaints filed by employees or persons concerning decisions or actions of the District, including unfair or discriminatory employment practices or workplace harassment: One year for complaints by involuntarily terminated employees; Four years for disciplinary records related to workplace harassment Three years for complains and no action was taken; Three years after action and appeals are complete and final for complaints resulting in action.
8. Materials of those not hired: ~~Three~~ Four years after date of personnel action to which the record related.

Related Policies and Rules: 4115 Access to Personnel Files
 4110.1 Personnel Records
 7400 Electronic Records Retention & Disposition

Legal Reference: Neb. Rev. Stat. §84-1201 to 84-~~1227~~ [1228](#), The Records Management Act
~~Title 92, Nebraska Administrative Code, Chapter 24~~
~~Title 92, Nebraska Administrative Code, Chapter 10~~
[Nebraska Records Management Division Schedules 10 and 24](#)
 State Records Administrator, Electronic Imaging Guidelines, March 2003

Rule Approved: May 17, 2004

Millard Public Schools
 Omaha NE

AGENDA SUMMARY SHEET

Agenda Item: 4172 Smoking and Use of Tobacco
4172.1 Smoking and Using Tobacco

Meeting Date: October 17, 2011

Department: Human Resources

Title and Brief Description: 4172 Smoking and Use of Tobacco
4172.1 Smoking and Using Tobacco

Action Desired: Approval

Background: Updating Policies

Options/Alternatives Considered: N/A

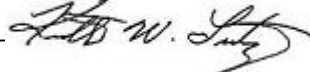
Recommendations: Re-Affirm

Strategic Plan Reference: N/A

Implications of Adoption/Rejection: N/A

Timeline: N/A

Responsible Persons: Dr. Jim Sutfin, Assistant Superintendent of Human Resources

Superintendent's Signature: _____  _____

Human Resources**Smoking and Use of Tobacco****4172**

No tobacco products may be used by employees in facilities, vehicles, or equipment or on the grounds owned, leased, or operated by the Millard Public Schools.

Related Policies and Rules: 1347, 1347.1; 4172.1, 7421, 7421.1

Policy Adopted: September 6, 1988; December 20, 1993
Revised: January 17, 1994; November 5, 2001; April 19, 2004
[Reaffirmed: October 17, 2011](#)

Millard Public Schools
Omaha, Nebraska

Human Resources

Smoking and Using Tobacco

4172.1

Appropriate signs will be placed at the entrances of all buildings, facilities, and spectator areas advising all persons who enter of the District policy prohibiting smoking and the use of tobacco on District property.

Any violation of the district policy by employees shall be reported to the appropriate supervisor. The first violation will result in a verbal reprimand. Additional violations will result in written reprimands or more serious consequences up to and including termination of employment.

Related Policies and Rules: 1347, 1347.1; 4172, 7421, 7421.1

Rule Approved: November 7, 1988; December 20, 1993
Revised: January 17, 1994; November 5, 2001; April 19, 2004
[Reaffirmed: October 17, 2011](#)

Millard Public Schools
Omaha, Nebraska

AGENDA SUMMARY SHEET

AGENDA ITEM: International Baccalaureate Diploma Program

MEETING DATE: October 17, 2011

DEPARTMENT: Educational Services

TITLE AND BRIEF DESCRIPTION: IB Diploma Program at Millard North High School

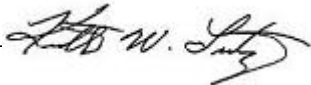
ACTION DESIRED: Information Only

BACKGROUND: Results show that students in the International Baccalaureate Diploma Program, implemented in the 2002-2003 school year, continue to perform at high academic levels. Students that graduate from this program are provided with numerous scholarship opportunities.

RECOMMENDATIONS: Continue to implement program.

STRATEGIC PLAN REFERENCE: The 2004 and 2009 Strategic Plans called to support promoting personal excellence, increasing student achievement, and engaging students.

RESPONSIBLE PERSONS: Dr. Mark Feldhausen, Dr. Nancy Johnston & Kara Hutton

SUPERINTENDENT'S SIGNATURE: _____  _____

Points of Interest

- In 2010-2011 there were 37 seniors at MNHS who were IB diploma candidates.
- 36 of the 37 candidates, or 97%, met all of the requirements to receive the IB diploma. The worldwide rate of passage in November 2010 was 80.5%
- 93 Diploma Program students completed 333 subject tests in May 2011.
- Millard North students scored passing or higher on 97% of the tests taken in 2011, Extended Essay and Theory of Knowledge included. This is an increase from 91% in 2010.
- The average score of Millard North students in 2011 was 5.11, an increase from 4.86 in 2010. The international average score in November 2010 was 4.92.
- A score of D (mediocre) is passing on the Extended Essay and Theory of Knowledge. 100% of Millard North IB Diploma candidates received a passing score on the Extended Essay and Theory of Knowledge and 81% and 92%, respectively, received a score of Satisfactory (C) or higher.
- Candidates must accumulate at least 24 points to be awarded the IB Diploma. The average number of points earned by Millard North students in 2011 was 32, an increase from 31 in 2010. The international mean in November 2010 was 30.7 points earned.

Reflections and Considerations

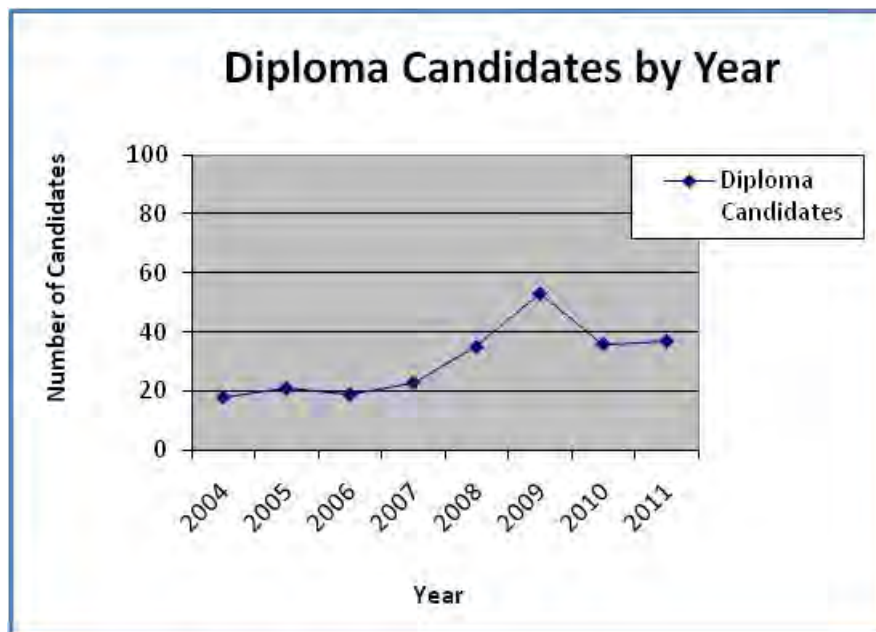
- Although the number of students enrolled in the Diploma Program from the MYP Program dropped as expected due to program design, student enrollment increased in the Diploma Program from the 2010-11 (81 students) to the 2011-12 (95 students) school years.
- The building's effort to cluster MYP students in classes solely dedicated to the IB philosophy, as well as increased collaboration between staff and students at all three IB levels for service learning and other projects, may account for the increased enrollment in 9th and 10th grade. It will be important to continue to explore ways to also increase retention between the MYP and Diploma Programs.
- The performance of Millard North Diploma Candidates continues to be high. In 2010 a goal was set to examine Millard North Students' performance in Chemistry, Mathematics, and Theory of Knowledge. The average score of Millard North Students increased in both Chemistry and Mathematics. One hundred percent of Millard North students passed the Theory of Knowledge, with 82% getting a score of A, B, or C. In 2010 on 69% of Millard North Students received an A, B, or C.

Participation

The International Baccalaureate Program in Millard Public Schools culminates with the Diploma Program for 11th and 12th grade students at Millard North High School. This is a two-year diploma program that allows students to self-select into and out of the program. The diploma program focuses on students completing all requirements to receive the IB diploma.

Requirements include 6 subject exams, a Theory of Knowledge course, an Extended Essay, and a Creativity, Action, and Service (CAS) component. CAS includes activities such as arts, sports, and service projects. This is in contrast to IB certificate programs, in which students take IB courses and exams with the aim of receiving a certificate for the successful completion of each exam, much like Advanced Placement[®] (AP) courses and exams.

In 2010-2011, the ninth year of IB testing at Millard North, there were 37 seniors, or “diploma candidates” in the IB program. As of early fall 2011 there are 50 seniors or “diploma candidates.”



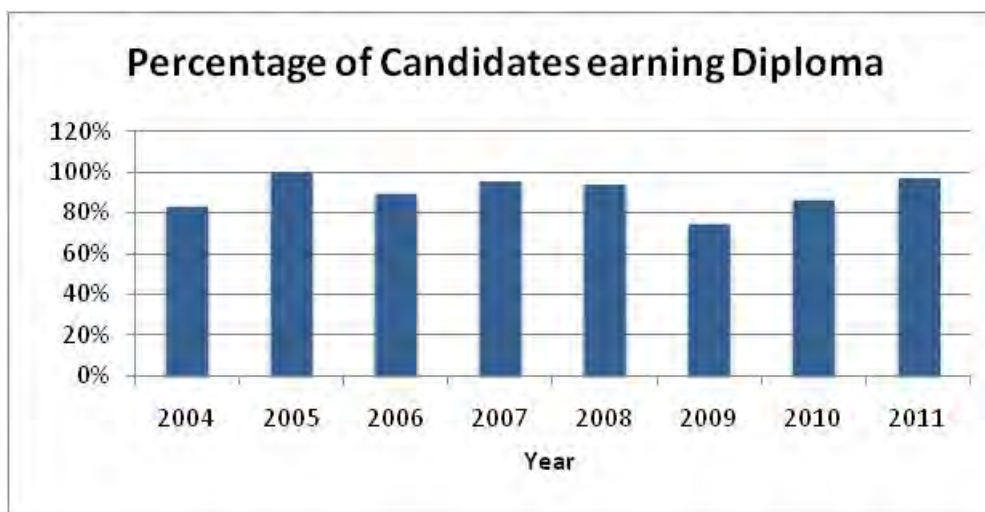
IB Enrollment by School Year

The number of 9th and 10th grade students intending to participate in the Diploma Program has fluctuated over the past few years. The numbers in the chart below reflect the students who were enrolled in the programs through the end of each school year. Although some attrition is normal between the Middle Years Program and the Diploma Program, successful transition from the Middle Years Program to the Diploma Program continues to be monitored. On average, within the last two years, 38 students dropped the program during their 9th grade year; 33 during 10th grade; 9 during 11th grade and 1 during 12th grade.

IB Diploma Program Enrollment by School Year								
Grade	2003-04	2004-05	2005-06	2006-07	2007-08	2008-09	2009-10	2010-11
<i>Students Intending to enroll in the Diploma Program</i>								
9	45	63	89	72	79	111	138	95
10	40	46	58	69	68	62	88	55
<i>Students Officially Participating in the Diploma Program</i>								
11	29	25	30	41	56	56	45	58
12	18	21	19	23	34	53	36	37

Diploma Results

In 2010-2011, Millard North had 37 IB Diploma candidates. Thirty-six students or 97% were successful recipients of the Diploma.



Test Results

As part of the requirements to receive the IB diploma, each candidate must complete the coursework and tests in 6 subjects during their junior and senior years. The subject tests fall into 2 levels, Standard Level (SL) and Higher Level (HL). Standard Level tests are taken after 1 year of coursework with the exception of World Languages which tests at the end of 5 years for French, German, and Spanish and at the end of 4 years for Latin. Higher Level tests follow 2 years of coursework. Millard North had 93 students complete 333 subject tests in May 2011. Millard North students scored passing or higher on 323 of the 333 subject tests taken (97%). Results by subject are shown in the following table.

Millard North DP Subject Tests: May 2011 Results									
Subject	Level	Students in Course	Student Score Distribution						
			7	6	5	4	3	2	1
English									
English	HL	37	1	6	28	2	0	0	0
Foreign Language									
French	SL	5	0	2	3	0	0	0	0
German	SL	6	1	1	1	3	0	0	0
Latin	SL	2	0	1	1	0	0	0	0
Spanish	SL	24	1	12	10	1	0	0	0
Individuals and Society									
History	SL	7	0	2	3	1	1	0	0
History of Americas	HL	20	0	2	9	8	1	0	0
Psychology	SL	32	3	11	12	5	1	0	0
Experimental Sciences									
Biology	SL	4	1	2	0	1	0	0	0
Biology	HL	20	1	8	10	1	0	0	0
Chemistry	HL	13	0	1	5	4	3	0	0
Physics	SL	2	0	0	0	2	0	0	0
Physics	HL	9	1	2	5	1	0	0	0
Mathematics									
Computer Science	SL	3	1	0	2	0	0	0	0
Math Studies	SL	10	2	4	4	0	0	0	0
Mathematics	SL	30	3	16	6	3	1	1	0
Mathematics	HL	13	0	0	4	7	2	0	0
Fine Arts/Electives									
Music Gr. Performance	SL	15	2	6	4	3	0	0	0
Film	SL	2	0	0	1	1	0	0	0
Theater Arts	HL	2	0	0	1	1	0	0	0
Visual Arts	HL	0	0	0	0	0	0	0	0
Visual Arts Option A	HL	3	0	2	1	0	0	0	0
Score Scale:									
7-Excellent		6-Very Good		5-Good		4-Satisfactory (Minimum Pass)			
		3-Mediocre		2-Poor		1-Very Poor			

Tests are scored from 7 (excellent) to 1 (very poor), with 4 being the minimum passing mark. The “International Mean” is the mean of all IB students worldwide that tested in May, which is the IB testing date for students in the northern hemisphere. In the May 2011 subject tests, Millard North IB students’ average scores were higher than the international averages in 16 of the 21 subject areas examined. The distribution of the Millard North students’ IB subject test scores is shown in the following table.

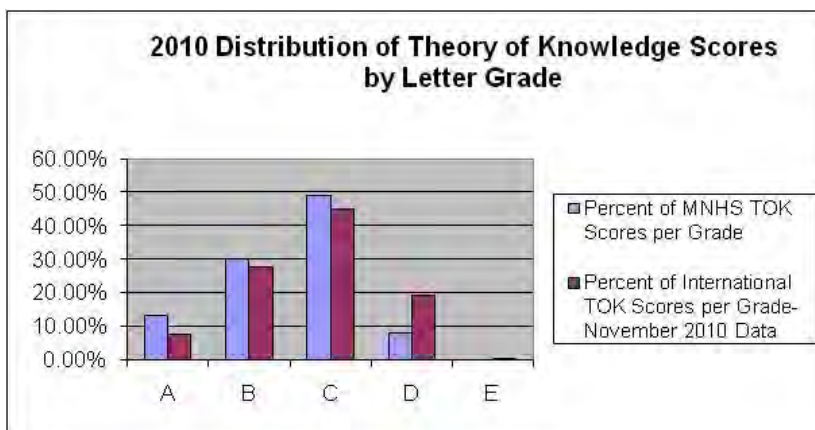
International Baccalaureate Subject Tests										
		May 2011 Results			May 2010 Results			May 2009 Results		
Subject	Level	Number of Students	MNHS Mean	Int'l Mean*	Number of Students	MNHS Mean	Int'l Mean*	Number of Students	MNHS Mean	Int'l Mean*
English										
English	HL	37	5.16	4.74	36	4.78	4.71	53	4.83	4.77
Foreign Language										
French B	SL	5	5.40	4.66	6	5.00	4.69	10	4.9	4.79
German AB	SL	0	-	-	1	5.00	5.00	0	-	-
German B	SL	6	5.00	5.11	4	4.75	5.08	4	5	5.12
Latin	SL	2	5.5	4.49	10	4.6	4.32	21	4.1	4.99
Spanish B	SL	24	5.54	4.92	17	5.53	4.8	21	5.14	4.96
Spanish A2	HL	0	-	-	0	-	-	1	6	5.25
Individuals and Society										
History of the Americas	HL	20	5.45	4.18	20	4.75	NA	39	4.23	4.49
History	SL	7	4.86	4.58	10	5.5	NA	20	4.4	4.79
Psychology	SL	32	5.31	4.18	24	4.63	4.28	27	4.88	4.33
Experimental Sciences										
Biology	HL	20	5.45	4.38	18	4.61	4.18	26	4.38	4.15
Biology	SL	4	5.75	4.27	4	4.5	4.29			
Chemistry	SL							5	4.2	4.03
Chemistry	HL	13	4.31	4.54	20	3.6	4.36	26	3.15	4.59
Physics	SL	2	4.00	4.10	1	5.00	4.07	9	5.0	4.13
Physics	HL	9	5.33	4.50	0	-	-	0	-	-
Mathematics										
Computer Science	HL	0	-	-	2	6.00	4.9	4	4.5	4.51
Computer Science	SL	3	5.67	4.93	1	5.00	4.55	3	4.67	4.05
Mathematical Studies	SL	10	5.80	4.66	4	5.75	4.75	29	5.66	4.57
Mathematics	HL	13	4.15	4.37	11	3.82	4.37	18	4.11	4.52
Mathematics	SL	30	5.47	4.44	16	5.81	4.48	20	5.4	4.53
Fine Arts/Electives										
Film	SL	2	4.5	4.44	0	-	-	0	-	-
Music Group Performance	SL	15	5.47	4.45	17	5.12	4.75	33	5.25	4.59
Theater Arts	HL	2	4.5	4.61	2	4.00	4.58	0	0	
Visual Arts	HL	3	5.67	4.92	3	5.00	4.92	0	0	
Visual Arts	SL	0	-	-	0	-	-	4	5.5	4.38

Extended Essay and Theory of Knowledge

Additional requirements for the IB diploma include completion of an original research project called the Extended Essay (EE) and a 2-year Theory of Knowledge (TOK) course. These are in addition to the subject tests, and are scored from A (excellent) to E (elementary). A score of D or better must be obtained on either the Extended Essay or Theory of Knowledge for a student to receive the IB diploma. In other words, D is the minimum passing score. Score distribution percentages are shown below for the 37 students that completed the IB Diploma Program in May 2011, with Millard North data from previous years included for comparison.

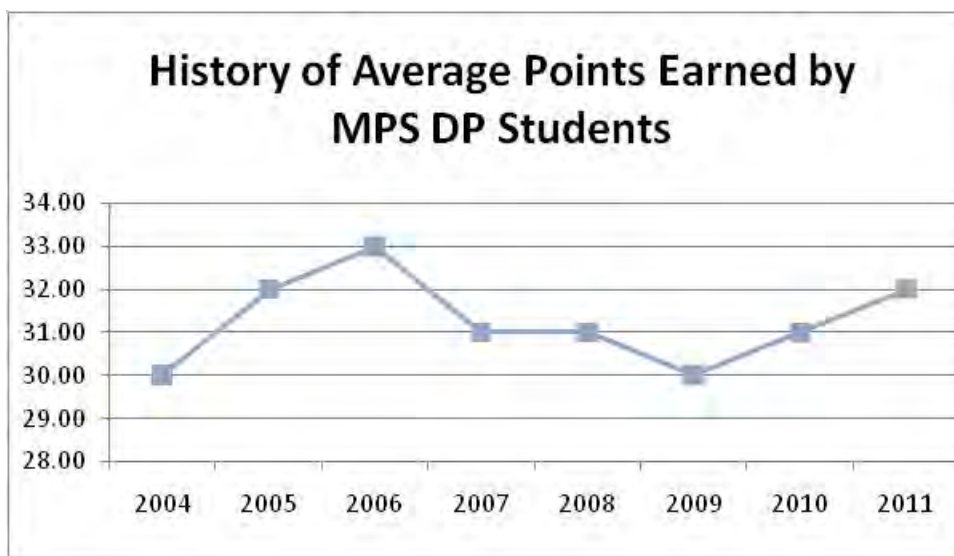
Millard North IB May 2004 - 2011 EE and TOK Results					
	Student Score Distribution Percentages				
Extended Essay	A	B	C	D	E
May 2011	21%	30%	30%	19%	0%
May 2010	8%	31%	44%	14%	3%
May 2009	9.4%	20.8%	45.3%	22.6%	1.9%
May 2008	8.8%	8.8%	32.4%	47.1%	2.9%
May 2007	13.0%	8.7%	56.5%	21.7%	0.0%
May 2006	0.0%	21.1%	47.4%	26.3%	5.3%
May 2005	14.3%	9.5%	28.6%	42.9%	4.8%
May 2004	11.1%	5.6%	33.3%	44.4%	5.6%
Theory Of Knowledge	A	B	C	D	E
May 2011	13%	30%	49%	8%	0.0%
May 2010	14%	31%	24%	31%	0.0%
May 2009	5.7%	30.2%	54.7%	9.4%	0.0%
May 2008	5.9%	35.3%	52.9%	5.9%	0.0%
May 2007	0.0%	30.4%	65.2%	4.3%	0.0%
May 2006	5.6%	31.6%	42.9%	15.8%	0.0%
May 2005	19.0%	42.9%	33.3%	4.8%	0.0%
May 2004	0.0%	5.6%	88.9%	5.6%	0.0%

In 2011 one hundred percent of Millard North students scored a D or better on the Extended Essay (EE). Fifty-one percent of the students scored an A or a B in 2011, in comparison to 39% in 2010. In the Theory of Knowledge (TOK) course at Millard North, the percent of students scoring a D or better was also 100%. In 2010, sixty-nine percent of the Diploma candidates scored an A, B or C. However, in 2011 eighty-two percent score an A, B or C.



IB Diploma Points

IB diploma candidates must accumulate at least 24 points to be awarded the IB diploma. These points come primarily from the subject tests, with up to 3 possible extra points based on the student's performance on the Extended Essay and Theory of Knowledge. The maximum possible point total is 45. The average of IB Diploma Points for all 36 students who received the IB Diploma during the 2010-2011 school year was 32 points.



AGENDA SUMMARY SHEET

AGENDA ITEM: Investment Report

MEETING DATE: October 17, 2011

DEPARTMENT: Business

TITLE & BRIEF DESCRIPTION: Investment Report – A report of the current investments and investment practices of the district.

ACTION DESIRED: Approval Discussion Information Only

BACKGROUND: Attached is the Quarterly Investment Report for the period ending September 30, 2011.

OPTIONS AND ALTERNATIVES: n/a

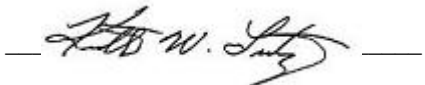
RECOMMENDATION: n/a

STRATEGIC PLAN REFERENCE: n/a

IMPLICATIONS OF ADOPTION/REJECTION: n/a

TIMELINE: n/a

RESPONSIBLE PERSON: Chris Hughes (Accounting Manager) & Ken Fossen (Assoc. Supt.)

SUPERINTENDENT'S APPROVAL: 

Millard Public Schools
Investment of Funds
September 30, 2011

Nebraska School District Liquid Asset Fund

The Millard Public Schools utilizes the Nebraska School District Liquid Asset Fund (referred to as either NSDLAF or CADRE, the financial services firm which manages the fund) for day-to-day investing. NSDLAF was established in 1988. The fund is offered exclusively to Nebraska school districts, educational service units, and technical community colleges. The fund's objective is to allow school districts to pool their dollars for investment. The fund invests in items permitted by Nebraska law (i.e. repurchase agreements, U.S. Government Agency Obligations, U.S. Treasury Bills and Certificates of Deposit).

MPS maintains two liquid accounts that can be accessed daily. The General Fund, Food Service Fund, Administrative Activity Fund, Special Building Fund, Depreciation Fund, Construction Fund and Employee Benefit Fund utilize one account. This account is used throughout the month as taxes, state aid, etc. are received and as bills or payroll are paid. The other account is utilized by the various middle schools. As of September 30, 2011, the 7-day current yield for these accounts was 0.01%. MPS also utilizes long term fixed investments (examples: 30, 60, 90 day US Government Securities, Certificates of Deposits, etc). The current rate of return depends on the term, with the district currently earning 0.65%.

Sweep Account for General Checking Account

Each day, any balance remaining in the District's main checking account above the level necessary to avoid service charges is invested in either U.S. Government agency backed repurchase agreements (amounts under \$25,000) or commercial paper notes (amounts over \$25,000). The interest rate for the sweep account is currently 0.01%.

Bond Fund Trust Account at First National Bank of Omaha

Taxes and other revenues received for the repayment of bond principal and interest are invested through the trust department at First National Bank of Omaha. The funds are invested in U.S. Treasury Bills, individual U.S. Government Agency backed securities, or a money market account which invests in U.S. Government backed agency securities, based on the funds available, the time line until the next debt service payment, and the available yields. The trust account balance as of September 30, 2011 was \$17,718,300.79.

AGENDA SUMMARY SHEET

AGENDA ITEM: Quarterly M&O Report

MEETING DATE: October 17, 2011

DEPARTMENT: General Administration

TITLE & BRIEF DESCRIPTION: Quarterly M&O Report – The quarterly report from Sodexo regarding the District’s Maintenance and Operations.

ACTION DESIRED: Approval Discussion Information Only

BACKGROUND: n/a

OPTIONS AND ALTERNATIVES: n/a


RECOMMENDATION: n/a

STRATEGIC PLAN REFERENCE: n/a

IMPLICATIONS OF ADOPTION/REJECTION: n/a

TIMELINE: n/a

RESPONSIBLE PERSON: Bob Snowden, General Manager (Sodexo) and Ken Fossen, Associate Superintendent (General Administration)

SUPERINTENDENT’S APPROVAL: 



**Millard Public Schools
Executive Summary**

Quarterly Report for July – September 2011

MAINTENANCE HIGHLIGHTS

- Indoor Air Quality/Environmental issues were investigated at the following locations:
 - Abbott – investigated and no issues found.
 - Harvey Oaks – investigated and no issues found.
 - Reeder – being investigated and remedied.
- The painters re-painted the “MILLARD” logos in the “D” areas on the track at Buell in preparation for this school year’s use of Buell.
- Painting projects were completed at 13 schools this summer by the paint team.
- Replaced ductwork in kitchen at Russell to improve airflow.
- Replaced condensate return tank on steam boiler system at Central.
- Worked on several areas of West High after power outage to replace and/or fix damaged equipment.
- Installed grating material on the east and west ends of the pool at West High to prevent trash from entering the circulation system.
- Replaced sand in both filters for the pool at West High.
- Repaired all lighting at the pool at West High.
- Installed a cooling unit for the MDF room at Andersen.
- Replaced two heat exchangers on the cooling tower side of the chiller system at North High.
- Replaced pool pump and repaired leaks on pool system at North High.
- Installed additional cooling unit in the MDF room at North High.
- Completed all Preventative Maintenance work scheduled for the summer by the end of August.
- All fire systems have been inspected. Repairs and upgrades based on inspections are in progress.
- All required boilers were inspected by Travelers and repairs made based on recommendations.
- Carpentry assisted with both Norris and Black Elk in preparing them for the start of school after receiving carpet renovations.



GROUND'S HIGHLIGHTS

- Buell was prepared for the upcoming football season.
- All in-season athletic fields have been prepared for fall sports.
- Snow removal products were put out to bid for the coming winter. Additionally, vendors are being contacted to place bids for snow removal at select sites.
- Minor concrete repair/replacement continued at select sites through the summer.
- G-Max (surface impact test) was done at Buell in July. Additionally, we used a vendor to vacuum up the crumb-rubber, filter it and redistribute it. This was done to clean the field as well as re-distribute the crumb-rubber more evenly and effectively.
- Looking ahead to the snow season, Terry Haubold has been collecting historical data in an effort to better prepare for the snow removal, both in supplies and man power. Below is the average number of occurrences we can expect based on the past 15-year average:

Average Number of Occurrences	Amount of Snow Fall Expected
38	Trace amount up to 1"
9	1" to 5"
3	5" to 9"
1	9" to 12"

CUSTODIAL HIGHLIGHTS

- Summer project cleaning continued throughout the quarter at all sites and had their major projects completed by July 31. Summer School and Kid's Net locations had their major projects completed by the start of school. Major projects included deep restroom cleaning, classroom cleaning, carpet extraction and hard surface floor refinishing.
- Buildings emptied for carpet projects (Norris and Black Elk) were restocked with their furniture and supplies and the buildings prepared for staff.
- All wood gym floors were screened and refinished during the summer and completed by August 8th.
- All restrooms, concession stands and bleacher areas were cleaned at Buell in preparation for the upcoming football season.

CUSTODIAL MANAGER VISITS

July - September	
Inspections Completed	55
Principal Visits	210



Total Site Visits Completed 998

GENERAL HIGHLIGHTS

- Interviews were conducted and two new Custodial Managers were hired in September. These managers replace two out-going managers.
 - Danelle Towne is a current Sodexo Manager and comes to us from the Nebraska Medical Center. She has a background in both Environmental Services and Food Services. She will begin with us on October 10th.
 - James Gibson comes to us from Marsden Building Maintenance where he was an Area Manager supervising over 25 locations. Prior to that, he was an Operations Manager for 10 years with ABM Janitorial. James will begin with us on October 17th.
- Bob Snowden presented information on Facilities and Food Service at the New Administrators Induction Class held on July 26th.
- Facilities Managers met to discuss recommended projects to be considered for the Summer 2012 project list. All recommendations were turned into Ed Rockwell on September 9th.
- Paul Tebo, Sodexo District Manager, was in for a Support visit on September 12th.
- Beginning in September, Food and Facilities started producing a Monthly Newsletter to be distributed to all MPS Administrators. This newsletter is meant to highlight some of the monthly activities taking place, along with some of the items that occur “behind the scenes.” A copy of September’s Newsletter is attached at the end of this report.

TRAINING

July

- Asbestos safety training was given to 174 employees. Total Training Hours: 94.5
- Safe Driving training was given to 48 employees. Total Training Hours: 24.0

July Training Totals: 118.50

August

- Custodial held an Annual Opening Meeting and Training for 139 employees. Total Training Hours: 139.0



- Maintenance and Grounds held an Annual Opening Meeting and Training for 52 employees. Total Training Hours: 52.0
- Orientation was given to 6 new sub custodians. Total Training Hours: 96.0

August Training Totals: 287.00

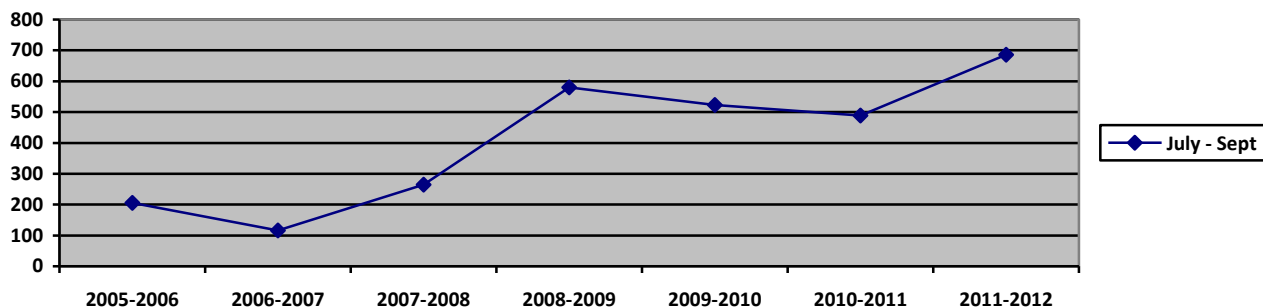
September

- Electrical Safety and Cooling/Reheating Training was provided to 130 Food Service employees. Total Training Hours: 130.0
- Cart Set-Up, Electrical Safety Training and GetIT Work Order Training were provided to 112 Custodians. Total Training Hours: 112.0
- Electrical Safety and GetIT Work Order Training was provided to 38 Maintenance and Grounds personnel. Total Training Hours: 38.0

September Training Totals: 280.0

MPS Training by Quarter with Comparison to Previous Quarters

Training Period	2011-2012 Total Hours	2010-2011 Total Hours	2009-2010 Total Hours	2008-2009 Total Hours	2007-2008 Total Hours	2006-2007 Total Hours	2005-2006 Total Hours
July – September	685.50	489.00	522.75	580.00	264.50	116.25	205.25
October – December		783.75	696.75	508.75	294.00	234.50	159.00
January – March		659.25	682.50	766.25	470.00	235.75	469.25
April – June		1327.50	686.00	825.50	848.50	223.50	347.50
School Year-to-Date	685.50	3259.50	2590.00	2680.50	1877.00	810.00	1181.00
% Increase/Decrease		+25.8%	-3.4%	+42.8%	+132.7%	-31.4%	-
Average/Employee		16.0 hours	13.2 hours	13.8 hours	9.8 hours	4.5 hours	6.6 hours





MPS Support Staff
2011-2011 Safety Training Calendar

	Maintenance	Custodial	Grounds
Aug	Opening, APRF	Opening, APRF	Opening, APRF
Sept	Electrical	Electrical, Carts, Get IT	Electrical
Oct	Slips, trips, falls, hand washing	Slips, trips, falls, hand washing	Slips, trips, falls, hand washing
Nov	Winter Hazards	Winter Hazards, Snow Duty	Winter Hazards, Snow Duty
Dec	BBP, Violence, Fire/Emergency	BBP, Violence, Fire/Emergency	BBP, Violence, Fire/Emergency
Jan	LOTO, Hearing	LOTO, Hearing	LOTO, Hearing
Feb	PPE, Ladders	PPE, Ladders	PPE, Ladders
Mar	Lifting/Backs, Compressed Gas	Lifting/Backs, Compressed Gas	Lifting/Backs, Compressed Gas
Apr	Chemicals, First Aid	Chemicals, First Aid	Chemicals, First Aid
May	Safe Equipment, Heat Stress	Safe Equipment, Heat Stress	Safe Equipment, Heat Stress
Jun	Confined Spaces, Lift Training	Confined Spaces, Lift Training	Confined Spaces, Lift Training
Jul	Driving, Asbestos	Asbestos	Driving, Asbestos

QUALITY AND PRODUCTIVITY

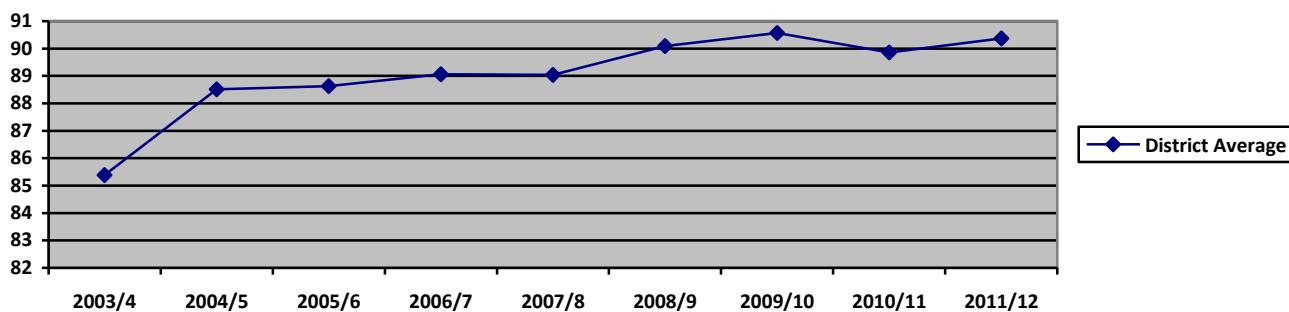
MONTHLY CUSTODIAL INSPECTIONS

Monthly Custodial Inspections

	September 2011	September 2010
District	90.4%	90.1%
High School	88.3%	91.9%
Middle School	90.5%	90.4%
Elementary/Other	90.6%	89.8%



	YTD 11-12	YTD 10-11	YTD 09-10	YTD 08-09	YTD 07-08	YTD 06-07	YTD 05-06	YTD 04-05	YTD 03-04
District Average	90.37%	89.86%	90.568%	90.086%	89.305%	89.067%	88.626%	88.515%	85.387%
High School	88.33%	88.46%	88.969%	88.402%	87.537%	86.910%	85.362%	87.716%	82.037%
Middle School	90.52%	90.57%	89.749%	91.244%	91.359%	91.819%	91.604%	88.395%	82.741%
Elementary/Other	90.65%	89.91%	91.107%	90.052%	89.034%	88.679%	88.316%	88.640%	86.443%



TEACHER SURVEYS – All Department Survey

Teacher Surveys began again in September and will continue through May. Below are the results of September's surveys.

September 2011 75 Surveys

	Overall Average	Custodial Average	Maintenance Average	Ground's Average
District Average	4.14	4.08	4.23	4.25
High School	3.67	3.52	3.93	3.60
Middle School	4.66	4.65	4.70	4.56
Elementary School	4.13	4.07	4.24	4.16



Comparison of District Average by Year and Department

	Number of Surveys	District Average	Custodial Average	Maintenance Average	Grounds Average
2011-2012 YTD	75	4.14	4.08	4.23	4.25
2010-2011 YTD	1474	4.13	4.07	4.25	4.06
2009-2010 YTD	1185	4.18	4.14	4.28	4.06
2008-2009 YTD	1250	4.20	4.18	4.27	4.06
2007-2008 YTD	1398	4.25	4.25	4.31	4.10
2006-2007 YTD	1128	4.27	4.26	4.34	4.13
2005-2006 YTD	1001	4.20	4.16	4.29	4.13
2004-2005 YTD	1074	4.17	4.14	4.25	4.02
2003-2004 YTD	351	4.11	4.10	4.19	3.96

Comparison by School Type

	High School	Middle School	Elementary School
2011-2012 YTD	3.67	4.66	4.13
2010-2011 YTD	3.99	4.40	4.05
2009-2010 YTD	4.07	4.48	4.04
2008-2009 YTD	4.23	4.37	4.14
2007-2008 YTD	4.28	4.41	4.20
2006-2007 YTD	4.17	4.50	4.20
2005-2006 YTD	4.01	4.46	4.21
2004-2005 YTD	4.09	4.49	4.04
2003-2004 YTD	3.98	4.32	4.13

Ground's Department Results by Area

	East	West	North	Central
2011-2012 YTD	4.67	4.32	4.33	3.83
2010-2011 YTD	3.95	4.20	4.09	3.95
2009-2010 YTD	3.99	4.18	4.07	3.92
2008-2009 YTD	3.84	4.22	4.02	4.12
2007-2008 YTD	4.21	4.07	4.06	3.99
2006-2007 YTD	4.04	4.23	4.05	4.35

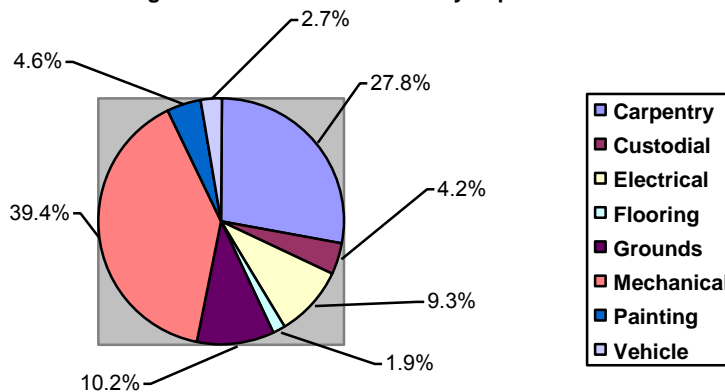


MAINTENANCE WORK ORDERS

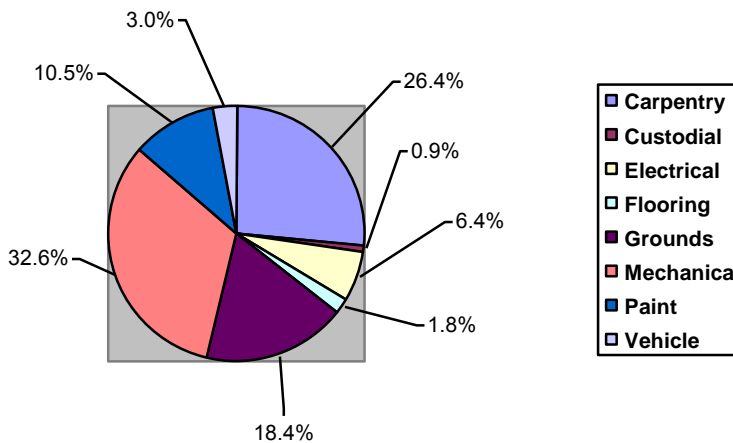
Below is a breakdown for work orders received and completed for the period of July – September 2011.

	Received	Completed	Open
Carpentry	760	837	241
Custodial	115	111	9
Electrical	255	225	59
Flooring	52	55	16
Grounds	280	273	168
Mechanical/HVAC	1078	1014	298
Painting	125	131	96
Vehicle	73	66	28
Total	2738	2712	960

Percentage of Work Orders Received by Department



Percentage of Work Orders Open by Department





Days Open	Age of All Open Demand Work Orders in the System								
	0-14	15-28	29-60	61-90	91-120	121-150	151-180	181-365	Over 365
Carpentry	65	37	44	24	16	6	10	29	10
Custodial	4	0	4	1	0	0	0	0	0
Electrical	14	11	19	1	4	5	1	4	0
Flooring	3	0	5	5	0	0	0	1	2
Grounds	18	5	22	8	8	6	9	58	34
HVAC	104	42	56	25	20	18	3	23	7
Painting	5	5	14	15	15	2	2	12	26
Vehicle	7	2	3	4	1	2	2	7	0
2011-2012 Totals	265	102	167	83	64	39	27	134	79
2010-2011 Totals	306	123	114	49	57	35	32	119	57
2009-2010 Totals	271	120	117	91	56	22	12	63	50
2008-2009 Totals	282	106	109	75	56	31	23	76	48
2007-2008 Totals	263	94	117	41	44	15	19	81	78

PREVENTATIVE MAINTENANCE

Below is a breakdown of all Preventative Maintenance work orders open and completed for the period of July – September 2011.

Open as of 10/3/2011	Total Completed April – June 15
1062	1201

Days Open	Age of All Open Planned Work Orders in the System								
	0-14	15-28	29-60	61-90	91-120	121-150	151-180	181-365	Over 365
Carpentry	0	9	0	3	0	0	0	0	0
Custodial	174	0	30	33	20	6	1	0	3
Grounds	9	0	8	4	3	0	1	7	2
HVAC	124	2	151	181	59	3	2	27	0
Vehicle	2	0	85	20	17	20	11	42	0
2011-2012 Totals	309	11	276	241	99	30	15	76	5
2010-2011 Totals	689	120	83	39	35	20	9	27	1
2009-2010 Totals	962	43	41	23	29	22	9	97	0
2008-2009 Totals	807	48	34	16	14	0	0	0	0
2007-2008 Totals	805	104	165	16	49	36	21	158	0



CUSTODIAL ABSENCES

	July 2011	August 2011	September 2011	Quarter Totals	% of Total
Business and Emergency	24	96	112	232	4.1%
Bereavement	16	24	40	80	1.4%
Family Sick	24	16	24	64	1.1%
FMLA	0	0	0	0	0
Jury Duty	0	0	0	0	0
Leave without Pay	0	0	8	8	0.1%
Leave with Pay	0	0	0	0	0
Sick	288	520	562	1370	24.3%
Vacation	2488	616	752	3856	68.4%
Total Absences	2840	1272	1522	5634	100.0%
Percentage of Scheduled Work Absent	11.5%	4.5%	5.9%	7.1%	
<i>Comparison Months – 2010</i>	<i>16.8%</i>	<i>5.8%</i>	<i>6.6%</i>	<i>9.1%</i>	
<i>Comparison Months – 2009</i>	<i>11.4%</i>	<i>5.0%</i>	<i>6.6%</i>	<i>7.7%</i>	
<i>Comparison Months – 2008</i>	<i>13.0%</i>	<i>6.2%</i>	<i>6.7%</i>	<i>8.7%</i>	
<i>Comparison Months – 2007</i>	<i>16.0%</i>	<i>3.9%</i>	<i>7.2%</i>	<i>6.9%</i>	

MAINTENANCE AND GROUND'S ABSENCES

	July 2011	August 2011	September 2011	Quarter Totals	% of Total
Business and Emergency	31.5	64.5	0	96.0	5.7%
Bereavement	0	0	0	0	
Family Sick	0	16.0	8.0	24.0	1.4%
Jury Duty	0	0	0	0	0
Leave without Pay	0	0	0	0	0
Leave with Pay	0	0	0	0	0
Sick	88.0	308.0	120.0	516.0	30.9%
Vacation	404.0	307.5	324.5	1036.0	62.0%
Total Absences	523.5	696.0	452.5	1672.0	100.0%
Percentage of Scheduled Work Absent	5.7%	6.6%	4.7%	5.7%	
<i>Comparison Months – 2010</i>	<i>3.9%</i>	<i>4.4%</i>	<i>9.3%</i>	<i>5.6%</i>	
<i>Comparison Months – 2009</i>	<i>10.5%</i>	<i>6.4%</i>	<i>5.0%</i>	<i>7.3%</i>	
<i>Comparison Months – 2008</i>	<i>11.4%</i>	<i>4.0%</i>	<i>4.9%</i>	<i>6.8%</i>	



GOALS

- Prepare all equipment for upcoming snow removal season.
- Winterize all cooling towers.
- Winterize Buell.
- Winterize all irrigation systems.
- Hire for all remaining vacancies.
- Train new Custodial Managers.
- Prepare all fields for winter.
- Perform Preventative Maintenance on all mowing equipment.
- Perform minor custodial projects over October and December breaks.
- Continue to monitor and manage MPS Facilities budget.

AGENDA SUMMARY SHEET

AGENDA ITEM: Quarterly Food Service Report

MEETING DATE: October 17, 2011

DEPARTMENT: General Administration

TITLE & BRIEF DESCRIPTION: Quarterly Food Service Report – The quarterly report from Sodexo regarding the District’s Food Service Operations.

ACTION DESIRED: Approval Discussion Information Only

BACKGROUND: n/a

OPTIONS AND ALTERNATIVES: n/a


RECOMMENDATION: n/a

STRATEGIC PLAN REFERENCE: n/a

IMPLICATIONS OF ADOPTION/REJECTION: n/a

TIMELINE: n/a

RESPONSIBLE PERSON: Bob Snowden, General Manager (Sodexo), Justin Wiley, Food Service Director (Sodexo) and Ken Fossen, Associate Superintendent (General Administration)

SUPERINTENDENT’S APPROVAL: 



Executive Summary July – September 2011 Quarterly Review


Below is the summary of events and accomplishments that occurred during quarter and for the 2011-2012 School Year

Quarter Events

- The “A to Z” salad bar was promoted September 12th – September 16th at all Elementary Schools. This program helps focus on the importance of fruits and vegetables, with an added emphasis on trying new things. Below is a listing of what was offered during the week along with sample pictures of the event. Additionally, local produce was featured when available, and is denoted below by where the fruit and/or vegetables came from.

	Sept 12 th	Sept 13 th	Sept 14 th	Sept 15 th	Sept 16 th
A	Apples	F	Fruit Mix	K	Kiwi
B	Bananas	G	Green Pepper (2)	L	Lettuce Mix
C	Cucumbers (1)	H	Honeydew (3)	M	Mandarin Oranges
D	Daikon Radish	I	Iceberg Lettuce	N	Napa Cabbage
E	Eggplant	J	Jicama	O	Olives, Black
				P	Peaches
				Q	Quartered Oranges
				R	Radish (4)
				S	Spinach
				T	Tomatoes, Cherry (5)
				U	Uprooted Carrots
				V	Vine Ripened Tomatoes (6)
				W	Watermelon (7)
				Y	Yellow Squash (8)
				Z	Zucchini, Baby (9)

- 1) Stanberry, MO
- 2) Des Moines, IA
- 3) Columbus, NE
- 4) Winthrop, IA
- 5) O’Neill, NE
- 6) O’Neill, NE
- 7) Columbus, NE
- 8) Adel, IA
- 9) Adel, IA





Executive Summary July – September 2011 Quarterly Review

- The annual Food Service Managers Meeting was held in Oklahoma on July 27 – 29. At this conference, 20 members of the Millard Public Schools Food Service team attended and participated in various training sessions. This annual event is held to help train and develop managers within the school districts. This event is hosted and organized by Chuck Thomas and his team.
- Two new Sodexo managers were hired in the quarter:
 - Deb Ringer – Was hired to manage and oversee the program at our three High Schools. Deb comes to us after working as a Food Service Manager at West High for the past three years, as well as an Assistant Manager at North High for 10 years. Previous experience also includes Cooks Helper for 4 years, as well as US Army for 5 years.
 - Kristy Boone – Was hired to manage three Middle Schools, 10 Elementary Schools and Horizon High, as well as manage the marketing and promotional programs. Kristy comes to us with over 22 years of experience in food service management most recently as a General Manager for Westar Food – Hardee’s Division. Previous experience also includes Food Service Director/Safety and Standards Auditor with Aramark, as well as General Manager/Market Training Manager for Taco Bell Corporate.
- Farm to Market will be an emphasis throughout the school year. In this program, we will feature produce that is locally grown when available. An example of this is during our A to Z Salad Bar, in which 8 different items were featured that came from the states of Nebraska, Iowa and Missouri. We will continue to buy local produce when available, and will label it at each site so the students know it was locally grown.
- Mary Kay Fellion, Sodexo Registered Dietician, was in for a support visit to Millard on September 27th – 28th. During her time here, she worked with the Management team on the menus and NutriKids.
- Exhibition Cooking will be featured at North, West and South High during the week of October 17th. Chef Mike Morris from Sodexo will be in Millard assisting with this program. More details of the events will be featured in the next Quarterly Review.
- Chuck Thomas was in for a support visit over July 25 – 26.



Executive Summary July – September 2011 Quarterly Review

-
- Beginning this school year, we are using milk that is free of high fructose corn syrup. Our supplier is Dean's Foods, and the brand is called "Tru Moo."
 - Food Service held their Opening Meeting on August 9th where all employees were given an overview of the upcoming school year along with various trainings covering safety and job requirements.
 - Christopher Carlson, Future Chef Finalist from last year's Elementary Competition, was presented with a framed flyer and a \$50 gift card for his recipe he submitted and prepared last year. Chris's recipe is one of six recipes that will be featured throughout the country at Sodexo accounts. His recipe will be featured here in Millard at all schools during the month of November. Chris's family and Principal John Southworth were in attendance for the presentation on August 26th.



- In September, we produced our first edition of a Monthly Newsletter that highlights events and happenings within Food Service and Facilities. This newsletter was distributed via email to all Administrators, and will continue monthly throughout the school year.
- "Fruitifull" juice bars were introduced at the High Schools during September. These frozen bars are dairy free, no fat, no cholesterol, no sugar and low sodium and will be used as an alternative to ice cream snacks in the "C-Stores."



Executive Summary July – September 2011 Quarterly Review

- As part of Sodexo's commitment to Student Well-being, the use of daily nutrition identifiers will help students, parent and teachers identify healthier choices. Below are the item identifiers we have implemented this school year and will continue to use throughout the year.



Smart Pick: This image identifies foods that are lower in total calories, fat, sodium and cholesterol



Vegetarian: This image identifies foods that are lacto-ovo vegetarian (may include dairy and/or eggs). Animal proteins are excluded.



Balanced Plate: This image is designed to help our customers learn how to build a balanced plate by combining the right food groups in the right portions. The designed plate should consist of 25% protein, 25% wholesome carbohydrates and 50% fruits and vegetables. Helping students build a balanced plate is consistent with the USDA guidelines for healthier school meals and the Dietary Guidelines for Americans.



Gluten Free: This image is designed to highlight food items that do not contain gluten



Locally Sourced: This image identifies foods from within your state or region.



Executive Summary July – September 2011 Quarterly Review

- “Fresh Pick for better health” is a new program by Sodexo to help feature the monthly produce and grain program. One of the objectives is to further the nutrition education of K-12 students, faculty, staff and guests. Below is an example of the item identifier we will be using along with a photo of it in use at one of our Elementary Schools:



Training

Training continued throughout the quarter. Below is a summary of that training:

July

- Serve Safe training was given to 6 employees in Food Service. Total Training Hours: 96.0
- The Annual Food Service Managers Conference was held in Oklahoma City, Ok during the end of July. Twenty MPS and Sodexo managers were in attendance. Additionally, Duane Blobaum was in Oklahoma two extra days to visit with Putnam City School District to gather information that could be brought back to Millard. Duane and Justin also attended District Meeting with Chuck Thomas while there. Total Training Hours. 268.0

July Training Totals: 364.0



Executive Summary July – September 2011 Quarterly Review

August

- Food Handlers Certification was given to 55 employees: Total Training Hours: 165.0
- Food Service Meetings and Training were held for all elementary, middle and high school managers. Total Training Hours: 78.0
- Food Service held their Annual Opening Meeting and Training for 180 employees. Total Training Hours: 720.0
- Two new Sodexo managers were hired and received training and orientation during their first two weeks. Total Training Hours: 56.0

August Training Totals: 1019.0

September

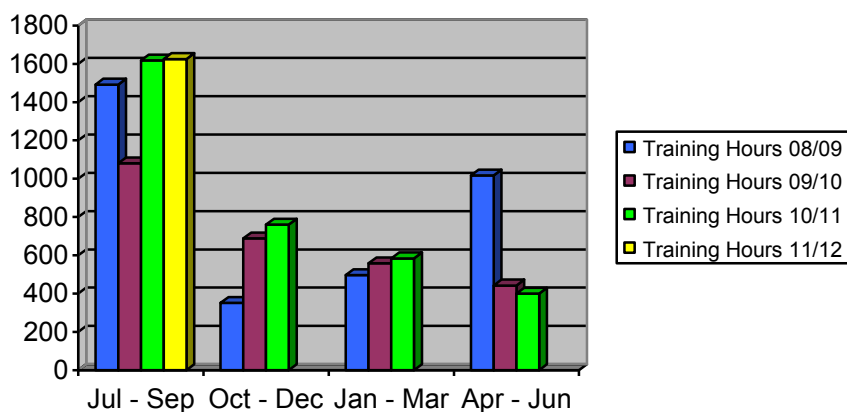
- Food Service Meetings and Training were held for all elementary, middle and high school managers. Total Training Hours: 96.0
- Electrical Safety and Cooling/Reheating Training was provided to 130 Food Service employees. Total Training Hours: 130.0
- Two Manager Meetings were held in September. Topics covered were general Food Service operation standards and general overview of expectations. Total Training Hours: 16.0

September Training Totals: 242.0

	July – September	October – December	January – March	April – June	Year to Date
<i>Total Training Hours – 2011/2012</i>	1625.00				1717.00
<i>Total Training Hours – 2010/2011</i>	1617.50	760.25	584.00	399.00	3360.75
<i>Total Training Hours – 2009/2010</i>	1080.50	687.75	558.00	489.75	2816.00
<i>Total Training Hours – 2008/2009</i>	1491.50	351.50	496.50	1016.50	3356.00



Executive Summary July – September 2011 Quarterly Review



2011-2012 Food Service Safety Training Calendar

Month	Safety Topics
August	Opening Meeting, APRF
September	Electrical, Cooling, Sanitizing
October	Slips, Trips, Falls, Hygiene, Hand washing
November	Burns, Knives, Thermometers, Glove Use
December	BBP, Work place violence, Fire/Emergency, Wiping Cloths
January	LOTO, Hearing Protection, Thawing
February	PPE, Ladders, Holding Foods
March	Lifting Basics, Ware Washing
April	Chemicals, First Aid, Reheating, Receiving and Storage
May	Safe Equipment, Heat Stress, Cooking Foods
June	No School
July	Oklahoma Summer Retreat



Executive Summary
July – September 2011
Quarterly Review

Year to Date Financial Performance
July - September

	YTD Budget 2010/2011	YTD Actual 2010/2011	2009/2010 Actual
Income	\$2,167,246	\$2,204,531	\$1,450,764
Rebates	\$140,000	\$140,000	\$163,595
Total Income	\$2,307,246	\$2,344,431	\$2,212,791
Food Cost	\$889,989	\$947,392	\$854,169
Management Labor	\$70,725	\$51,300	\$59,783
Other Expenses	\$324,500	\$299,995	4318,208
Total Sodexo Expenses	\$1,285,214	\$1,296,242	\$1,232,181
Wages and Benefits (Hourly and Salary)	\$858,593	\$922,710	\$873,154
Wages – Students	\$1,000	\$1,070	\$1,077
Other Expenses	\$26,300	\$31,962	\$52,631
Merchant Fees	\$30,000	\$16,816	\$32,724
Total Millard Expenses	\$915,893	\$955,749	\$926,855
<i>Return after Direct Expenses</i>	<i>\$106,139</i>	<i>\$92,095</i>	<i>\$53,755</i>
Transfers – Para’s	\$54,000	\$54,000	\$52,000
Transfers – Custodial	\$42,000	\$42,000	\$40,000
Transfers – Building	\$80,000	\$80,000	\$80,000
Total Indirect Expenses	\$176,000	\$176,000	\$172,000
Grand Total – All Expenses	\$2,377,107	\$2,428,436	\$2,331,036
Net Return	(\$69,861)	(\$83,905)	(\$118,245)



**Executive Summary
July – September 2011
Quarterly Review**

2011/2012 Financial Projections

	Budget	Forecast
Total Income	\$11,233,459	\$11,445,893
Total Sodexo Expenses	\$5,885,354	\$5,982,266
Total MPS Expenses	\$4,428,608	\$4,556,549
<i>Return after Direct Expenses</i>	<i>\$919,497</i>	<i>\$914,673</i>
Indirect Expenses	\$880,000	\$880,000
<i>Return After All Expenses</i>	<i>\$39,497</i>	<i>\$34,673</i>

Meals Served

In this section, meals served statistics are shown for the school year to date, as well as last year's statistics. Below is breakdown of meals per serving day for the period (serving days), and the variance compared to last year:

HIGH SCHOOLS

	2011-2012		2010-2011	
	Breakfast Served	Lunch Served	Breakfast Served	Lunch Served
Horizon	990	2424	626	2242
North	2763	41330	2694	38144
South	3189	41906	2057	37989
West	1609	41135	1925	38616
Total	8551	126795	7302	116991
Average/Serving Day (37)(36)	231	3427	203	3250
Variance over Last Year/Serving Day	+28	+177		

MIDDLE SCHOOLS



**Executive Summary
July – September 2011
Quarterly Review**

	2011-2012		2010-2011	
	Breakfast Served	Lunch Served	Breakfast Served	Lunch Served
Central	2806	24308	1875	23396
North	2095	23141	1708	22542
Andersen	1772	24130	1396	22884
Kiewit	1237	26571	1151	26128
Russell	635	27352	600	26520
Beadle	809	28660	1450	25970
Total	9354	154162	8180	147440
Average/Serving Day (37)(36)	253	4167	227	4096
Variance over Last Year/Serving Day	+26	+71		

ELEMENTARY SCHOOLS

	2011-2012		2010-2011	
	Breakfast Served	Lunch Served	Breakfast Served	Lunch Served
Bryan	2526	10205	2457	10525
Cather	1846	8952	1927	9534
Cody	2918	7086	3375	7196
Hitchcock	1073	9118	1350	8157
Holling Heights	3806	11067	3463	10901
Montclair	3222	13766	3262	13777
Norris	3764	9846	4189	10490
Sandoz	5437	10232	4542	9730
Disney	2494	7589	1527	6194
Morton	1343	8173	1613	9239
Neihardt	3301	14285	3542	14883
Cottonwood	2011	9523	1703	9803
Harvey Oaks	1157	7700	1651	8115
Rockwell	3083	10426	3288	10341
Abbott	2241	11633	2498	11620
Ackerman	2678	13738	2762	13930
Ezra	1791	10917	2047	10787
Willowdale	1169	10093	1379	10062
Aldrich	910	10551	994	11142
Black Elk	2272	12984	2603	13754



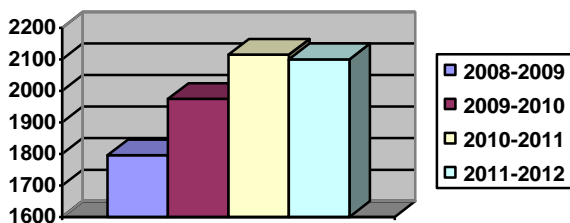
Executive Summary
July – September 2011
Quarterly Review

	2011-2012		2010-2011	
Rohwer	1946	11399	2230	12091
Wheeler	1898	15859	2091	16336
Reeder	1947	13484	1802	13020
Reagan	1845	16351	1862	15609
Upchurch	3100	13247	2518	11924
Total	59778	278234	60671	279154
Average/Serving Day (37)(36)	1616	7520	1685	7754
Variance over Last Year/Serving Day	-69	-234		

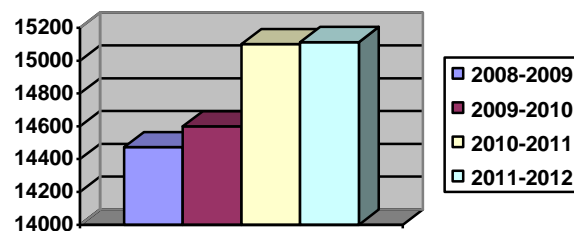
Below is a summary of total reimbursable meals served for the school year to date, along with numbers from the previous year. (Does not include meal equivalents).

	Meals Served 2011-2012	Meals Served 2010-2011	Variance
Breakfast	77683	76153	-1530
Average Breakfast/Day	2100	2115	-15
Lunch	559191	543585	+15606
Average Lunch/Day	15113	15100	+13

2011-2012 - Breakfast/Day Average



2011-2012 Lunch/Day Average



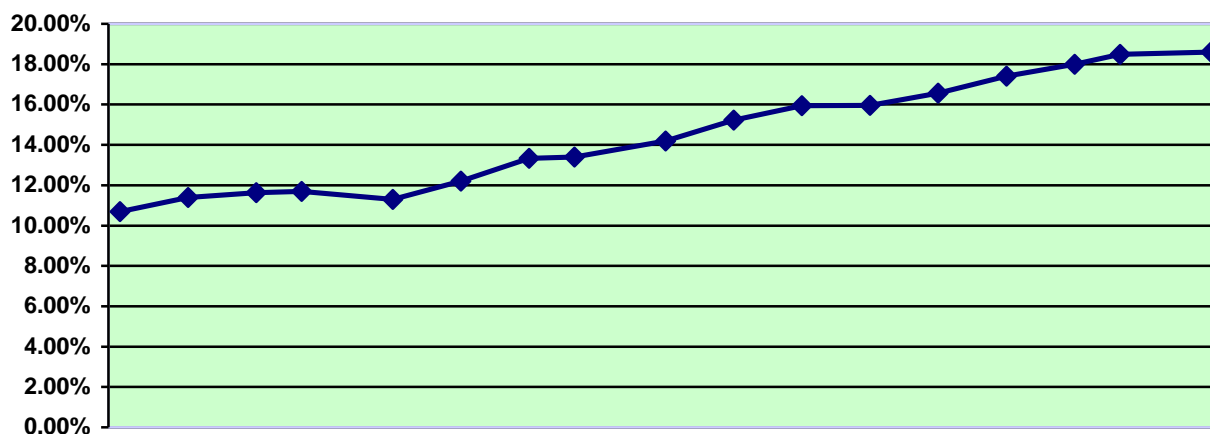
On average, we are serving over 17,213 meals per day, not including meal equivalents or a la carte items.



Executive Summary July – September 2011 Quarterly Review

Below is a summary of the Free and Reduced students currently enrolled at Millard Public Schools, along with the percentage as it relates to total enrollment. (As of 9/30/11)

	Free	Reduced	Free & Reduced Percentage
2011-2012 (September)	3090	1158	18.6%
2010-2011 (September)	2764	955	16.6%
2009-2010 (September)	2171	978	14.2%
2008-2009 (September)	1656	811	11.3%
2007-2008 (September)	1629	680	10.7%



	Sep-07	Dec-07	Mar-08	May-08	Sep-08	Dec-08	Mar-09	May-09	Sep-09	Dec-09	Mar-10	Jun-10	Sep-10	Dec-10	11-Mar	May-11	11-Sep
◆ Percentage	10.70%	11.40%	11.63%	11.70%	11.30%	12.20%	13.34%	13.40%	14.20%	15.22%	15.95%	15.96%	16.56%	17.41%	17.99%	18.49%	18.60%



**Executive Summary
July – September 2011
Quarterly Review**

Program Highlights for 2011/2012

Event	Scheduled Month
Kitchen Managers Retreat/Training – Oklahoma	July 2011
Administrative Newsletter	September – May 2011
A to Z Salad Bar at all Elementary Schools	September 2011
Farm to Market	Year Long Promotions
Sodexo Registered Dietician Program Review	September 2011
Exhibition Cooking at the High Schools	October 2011
Participate at Askarben Farmers Market	October 2011
Featured Produce of the Month	Year Long
High School Culinary Competition	Fall 2011
Elementary School Future Chefs	Second Semester 2012
Middle School Future Chefs	Second Semester 2012
Service Integration Training	January 2012

AGENDA SUMMARY SHEET

AGENDA ITEM: Quarterly Summer Projects Construction Report

MEETING DATE: October 17, 2011

DEPARTMENT: General Administration

TITLE & BRIEF DESCRIPTION: Quarterly Summer Projects Report – A report of the on-going progress on summer construction projects in the District.

ACTION DESIRED: Approval Discussion Information Only

BACKGROUND: n/a

OPTIONS AND ALTERNATIVES: n/a

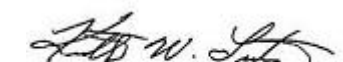
RECOMMENDATION: n/a

STRATEGIC PLAN REFERENCE: n/a

IMPLICATIONS OF ADOPTION/REJECTION: n/a

TIMELINE: n/a

RESPONSIBLE PERSON: Ed Rockwell (Gen. Mgr. for Support Services) and Ken Fossen (Assoc. Supt. Gen. Admin.)

SUPERINTENDENT'S APPROVAL: 

Construction Report to the Board of Education

Board meeting date: October 17, 2011

For period ending: September 30, 2011

Location: **Reeder Elementary**
 Project Title: **Classroom & Multi-Purpose Additions**
 Architect / Engineer: **Schemmer Associates**
 Contractor: **Construct, Inc**

Project Manager: **Ed Rockwell**
 Bid Award: **\$ 1,344,000**
 Change Orders: 2 **\$ 44,000 (3.3%)**
 Amended Contract: **\$ 1,388,000**

Description of work:

Using a design very similar to that used for both Reagan and Wheeler previously, a 2-story, 6-classroom addition and a single-story multi-purpose addition will be built to ease demand for space due to enrollment.

Status of progress:

Mobilization for the classroom addition occurred early (March 1st) but per the general contractor, the original steel erection sub-contractor caused delays of at least 2 weeks before being dismissed and replaced. After struggling to regain lost time over the summer the contractor did meet the July 29 Substantial Completion deadline. The multi-purpose addition is currently on schedule for Substantial Completion October 28th.

Change Order information:

Two change orders remain pending for a variety of costs. The amounts have been estimated for this report.



Location: **Cather Elementary**
Project Title: **Re-roofing Phase II of II**
Architect / Engineer: **BVH Architects**
Contractor: **Prairie Construction**

Project Manager: **Ed Rockwell**
Bid Award: **\$ 319,000**
Change Orders: 1 **\$ 3,212 (1.0%)**
Amended Contract: **\$ 322,212**

Description of work:


This project will complete the replacement of the roof area, similar to the west half completed in the summer of 2010. There will be no new RTU's replaced in this phase, as all were replaced in Phase I. Exhaust fans in the Phase II area are being replaced within this project.

Status of progress:

Project has been fully completed, including any remaining punch list work.

Change Order information:

The single change order included wood framing added to a roof access structure with concealed issues, relocation of exhaust fans above 2 restrooms and electric fan motor replacements to match existing voltages.



Location: South High School
Project Title: **Re-roofing Phase II-2011**
Architect / Engineer: BVH Architects
Contractor: McKinnis Roofing

Project Manager: Ed Rockwell
Bid Award: \$ 341,433
Change Orders: 1 \$ 5,103 (1.5%)
Amended Contract: \$ 346,536

Description of work:


This phase will replace several more significant areas of existing roof over the auditorium and south (9-10) portions of the building. This project is the second phase of multiple phases over the next few years to replace all older areas of the roof requiring attention.

Status of progress:

Project has been fully completed, including any remaining punch list work.

Change Order information:

The single change order provided for the repainting of two large ceilings over the food service area to help conceal the exposed roof insulation screws which penetrated the existing metal deck surface.



Location: **North High School (emergency project)**
Project Title: **Re-roofing Area G Phase III**
Architect / Engineer: **BVH Architects**
Contractor: **RL Craft Roofing-Omaha**

Project Manager: **Ed Rockwell**
Bid Award: **\$ 210,000**
Change Orders: 1 **\$ 1,242 (0.6%)**
Amended Contract: **\$ 211,242**

Description of work:

This emergency project addresses a multitude of roof leaks that appeared in late winter over the kitchen food prep area and music rooms to the west. RSI believes the primary causes of this unexpected roof failure were extreme thermal shock and extreme movement of the roof components due to high structural snow loads. As bids for other summer projects were favorable, we added this project within the revised budget.

Status of progress:

Project has been fully completed, including any remaining punch list work.

Change Order information:

The single change order provide for missing roof edge blocking and the replacement of 600 SF of structural steel decking found to be severely corroded, using pre-established bid quantity pricing.



Location: **Morton Elementary**
 Project Title: **Playground Erosion Improvements**
 Architect / Engineer: **E & A Consulting**
 Contractor: **Dostals Construction**

Project Manager: **Ed Rockwell**
 Bid Award: **\$ 48,960**
 Change Orders:0 **\$ 0,000 (0.0%)**
 Amended Contract: **\$ 48,960**

Description of work:

This work will correct several areas of severe erosion and prevent future erosion problems. The project will also include installing under-drains throughout the playground to alleviate ponding and will replace the existing gravel under play equipment with approved wood mulch, consistent with other District playgrounds.

Status of progress:

Project has been fully completed, including any remaining punch list work.

Change Order information:

None



Location: **Ezra Elementary**
Project Title: **Sidewalk Replacements**
Architect / Engineer: **Lamp-Rynearson Associates**
Contractor: **Mackie Construction**

Project Manager: **Ed Rockwell**
Bid Award: **\$ 22,268**
Change Orders: 1 **\$ 942 (4.2%)**
Amended Contract: **\$ 23,210**

Description of work:

The sidewalks adjacent to the main drives east and north of the building will be replaced. The current sidewalks have offset elevations between slabs causing trip hazards, particularly in below-freezing weather.

Status of progress:

Project has been fully completed, including any remaining punch list work.

Change Order information:

The single change order included quantity adjustments and substitution of sod for seed in turf areas.



Location: **North High School**
Project Title: **Concrete Bleacher Pad Replacement**
Architect / Engineer: **Olsson Associates**
Contractor: **Mackie Construction**

Project Manager: **Ed Rockwell**
Bid Award: **\$ 59,767**
Change Orders: 1 **\$ 1,955 (3.3%)**
Amended Contract: **\$ 61,722**

Description of work:

A badly cracked and deteriorated concrete slab will be replaced to support the soccer bleachers and to provide safe walk paths for spectators. Geo-technical engineering will be utilized to alleviate extremely wet, poorly draining soils under the new concrete slab.

Status of progress:

Project has been fully completed, including any remaining punch list work.

Change Order information:

The single change order includes discovery of shallow electrical feeders to field lighting requiring replacement and re-burial at deeper elevations.



Location: **Disney Elementary**
Project Title: **Cedar Soffit Replacements**
Architect / Engineer: **Schemmer Associates**
Contractor: **Rife Construction**

Project Manager: **Kim Thompson**
Bid Award: **\$ 46,585**
Change Orders: **0** (\$ **0,000** (0.0%))
Amended Contract: **\$ 46,585**

Description of work:


Similar to work done in recent years at Cottonwood and Neihardt, the deteriorated wooden (cedar) soffits will be replaced by application of a high quality EIFS at all soffit locations.

Status of progress:

Project has been fully completed, including any remaining punch list work.

Change Order information:

None



Location: Willowdale, Russell Middle, West High
Project Title: **Metal Door & Frame Replacements**
Architect / Engineer: Schemmer Associates
Contractor: Rife Construction

Project Manager: **Kim Thompson**
Bid Award: **\$ 15,965**
Change Orders:0 **\$ 0,000 (0.0%)**
Amended Contract: **\$ 15,965**

Description of work:

In multiple locations at the three buildings, exterior and vestibule metal door frames, metal doors and door hardware are being replaced due to deterioration.

Status of progress:

Project has been fully completed, including any remaining punch list work.

Change Order information:

None




Willowdale



Willowdale



Russell Middle



West High

Location: **South High School**
 Project Title: **Weatherproofing Phase I of III**
 Architect / Engineer: **none**
 Contractor: **McGill Restoration**

Project Manager: **Maintenance**
 Contract Amount: **\$ 70,000**
 Change Orders: **0**
 Amended Contract: **\$ 70,000** (0.0%)

Description of work:

The project will feature a scope of work that typically includes replacement of damaged brick, brick mortar tuck pointing, brick sealing, removal and replacement of exterior caulking, flashing repairs, etc. Due to the size of the campus, we expect two additional phases will be required over the next two years to complete all work at this location. The remnants of the destructive ivy at the north elevation will be completely removed.

Status of progress:

Project has been fully completed, including any remaining punch list work.

Change Order information

None



Location: **Ezra Elementary**
Project Title: **Wall Covering Renovations**
Architect / Engineer: **Schemmer Associates**
Contractor: **Rife Construction**

Project Manager: **Kim Thompson**
Contract Amount: **\$ 42,998**
Change Orders: 1 **\$ 2,174 (5.1%)**
Amended Contract: **\$ 45,172**

Description of work:

The scope of this project will replace the carpet-like heavy fabrics that were originally installed on the corridor walls with painted, maintainable surfaces. Buildings including Cottonwood, Disney and Morton received similar treatment in the 1997 bond work. Select areas of vinyl wall covering will also be renovated.

Status of progress:

Project has been fully completed, including any remaining punch list work.

Change Order information:

A single change order provided blocking behind existing wall-mounted shelving for proper support.



Location: **Black Elk Elementary**
Project Title: **Flooring Replacements**
Architect / Engineer: **BCDM Architects**
Contractor: **Floors, Inc.**

Project Manager: **Kim Thompson**
Contract Amount: **\$ 114,289**
Change Orders: **0**
Amended Contract: **\$ 114,289**

Description of work:

All carpeting and vinyl cove base throughout the building will be replaced. Ceramic floor treatments will be installed beneath corridor water fountains, similar to successful improvements previously installed in other buildings.

Status of progress:

Project has been fully completed, including any remaining punch list work.

Change Order information:

None



Location: **Norris Elementary**
Project Title: **Flooring Replacements**
Architect / Engineer: **BCDM Architects**
Contractor: **Floors, Inc.**

Project Manager: **Kim Thompson**
Contract Amount: **\$ 84,132**
Change Orders: 1 **\$ 600 (0.7%)**
Amended Contract: **\$ 84,732**

Description of work:

All carpeting and vinyl base will be replaced throughout the building. The original asbestos-composition tile (ACT) will also be abated and replaced with new VCT in the gymnasium and several minor storage areas.

Status of progress:

Project has been fully completed, including any remaining punch list work.

Change Order information

The single change order provided additional floor preparation materials and labor under several operable walls between classrooms.



Location: **Rockwell Elementary**
 Project Title: **HVAC Improvements**
 Architect / Engineer: **Morrissey Engineering**
 Contractor: **Pitlor & Son**

Project Manager: **Kim Thompson**
 Bid Award: **\$ 174,900**
 Change Orders: 2 **\$ - 16,284 (- 9.3%)**
 Amended Contract: **\$ 158,616**

Description of work:

The original air handler for the gymnasium will be replaced and upgraded. Improvements will be made to the conditioning of make-up air (fresh air) brought into the building's air handlers to reduce humidity and improve indoor air quality. Pneumatic controls will be replaced with improved digital controls for the HVAC system.

Status of progress:

Project has been fully completed, including any remaining punch list work.

Change Order information:

Change orders included charges for refrigerant, CO2 controllers and painting totaling \$3,716, and a significant credit of \$20,000 for the unused allowance originally provided in the contract to repair an outside air unit (OAU). The OAU was found in better than the assumed condition, with no major repairs required.



Location: **Cather Elementary**
Project Title: **Fire Detection System Replacement**
Architect / Engineer: **Morrissey Engineering**
Contractor: **Hiller Electric**

Project Manager: **Kim Thompson**
Contract Award: **\$ 67,500**
Change Orders: **\$ 0,000 (0.0 %)**
Amended Contract: **\$ 67,500**

Description of work:

The main fire alarm panels and all other fire detection equipment throughout the building will be replaced and upgraded to current standards.

Status of progress:

Project has been fully completed, including any remaining punch list work.

Change Order information:

None.



Location: **Neihardt Elementary**
Project Title: **Intercom System Replacement**
Architect / Engineer: **Morrissey Engineering**
Contractor: **Electronic Sound**

Project Manager: **Kim Thompson**
Contract Award: **\$ 25,600**
Change Orders: 1 **\$ 187 (0.7 %)**
Amended Contract: **\$ 25,787**

Description of work:


This project will replace the existing intercom system throughout the building, including the central control unit in the main office. The system will also be upgraded to current District standards.

Status of progress:

Project has been fully completed, including any remaining punch list work.

Change Order information:

The single change order included one additional classroom intercom phone, required for a classroom.



Location: **Sandoz Elementary**
Project Title: **Intercom System Replacement**
Architect / Engineer: **Morrissey Engineering**
Contractor: **Electronic Sound**

Project Manager: **Kim Thompson**
Contract Award: **\$ 25,200**
Change Orders: **\$ 0,000 (0.0 %)**
Amended Contract: **\$ 25,200**

Description of work:

This project will replace the existing intercom system throughout the building, including the central control unit in the main office. The system will also be upgraded to current District standards.

Status of progress:

Project has been fully completed, including any remaining punch list work.

Change Order information:

None



Current Summary Status of 2011 Summer Project Budget

From original board committee presentation of November 8, 2010:

Estimated total construction awards	3,431,850
Construction contingency (10%)	343,185
Estimated total soft costs (20%)	<u>686,370</u>
Total Summer 2011 budget request	\$4,461,405

Revised budget of December 7, 2010:

Estimated total construction awards	3,420,000
Construction contingency (10%)	342,000
Estimated total soft costs (20%)	<u>684,000</u>
Total Summer 2011 budget request	\$4,446,000

Revised budget – projects added: **Reeder Additions**

Revised budget – projects deleted: **Cather, DSAC Paving
Bryan, Cody, Norris Exterior Wall Study
DSAC HVAC Improvements
KMS Interior Painting
DSAC Restroom Renovations
WHS Tennis Court Replacements
KMS, RMS, Track Replacements
NHS, SHS Track Surface Renovations
SHS irrigation replacements, mezzanine bleacher improvements**

Budget reported through March 31, 2011:

Actual total construction awards	3,012,597
Construction contingency (10%)	342,000
Estimated total soft costs (20%)	<u>684,000</u>
Current Summer 2011 budget	\$4,038,597

Revised budget – projects added: **NHS Phs III Area G Re-roof**

Budget reported through July 26, 2011: (change orders pending)

Actual total construction awards	3,012,597
Construction contingency available	342,000
Actual total soft costs to date	619,479
Current soft cost balance available	<u>64,521</u>
Current Summer 2011 budget	\$4,038,597

Project close-out budget through September 30, 2011:

Actual total construction awards	3,012,597	
Total change orders	<u>43,132</u>	(Reeder change orders <u>estimated</u>)
Net total construction costs	3,055,729	
Construction contingency used	000,000	(contingency unused balance 342,000)
Actual total soft costs	<u>640,118</u>	(soft cost unused balance 43,882)
<u>Estimated Close-out Budget Total</u>	\$3,695,847	(total unused budget remaining 385,882)

Budget and schedule details follow on next page.....

MPS Summer Projects 2011 A-E Worksheet - Revised 10-10-11

Location	Project Description	MPS Project Manager	Architect or Engineering Firm	Architect or Engineering Fees	Consulting or Commissioning Firm	Consulting or Commissioning Fees	Surveyor	Surveyor Fees	Geotech and Materials Testing	Geotech and Materials Testing Fees	Amount of Liquidated Damages Per Calendar Day	Contractor Awarded	Amount of Original Contract Award	Qty Change Orders	Net Change Orders	% Change Orders to Orgl Ctrct	Total of Current Construction Contract	NIC (not in contract) Products Services and/or	NIC Amount	Total Fees & Costs	Total Current Project Amount (includes all fees & costs)	% Of All Fees & Costs to Current Contract (w/ C.O.'s)	
Reeder	Classroom and Multi-purpose Additions	ER	TSA	90,000	MEI	11,200	TSA	3,500	Thiele Geotech	11,501	2,000 / 1,000	Construct, Inc.						Daily Record	15				
					RSI	10,800							1,344,000	2	44,000	3.3%	1,388,000	A & D	2,434	132,199	1,520,199	10%	
					BalCon (TAB)	2,750																	
Ezra	Main Sidewalk Replacements	ER	LRA	7,900			LRA		Thiele Geotech	1,124	1,500	Mackie Construction	22,268	1	943	4.2%	23,210				9,024	32,234	39%
Morton	Playground Erosion Improvements	ER	E & A	19,900			E & A	1,700	Thiele Geotech	835	500	Dostals Construction	48,960	0	0	0.0%	48,960	Daily Record	14		22,513	71,473	46%
																		A & D	64				
North High	Soccer Bleacher Paving Replacement	ER	OAC	14,850			OAC		Thiele Geotech	2,820	1,500	Mackie Construction	59,767	1	1,955	3.3%	61,722	Daily Record	14		17,884	79,605	29%
																		A & D	200				
Cather	Re-roof Phase II of II	ER	BVH-MEI	37,000	RSI	43,800			Specialized	850	1,500	Prairie Construction	319,000	1	3,212	1.0%	322,212	Daily Record	13		83,233	405,445	26%
					AMI	220												McGill Asbestos	1,350				
South High	Re-roof Phase II: Areas BB, CC, DD, EE, FF, O	ER	BVH	48,120	RSI	47,200					1,500	McKinnis Roofing	341,433	1	5,103	1.5%	346,536	Daily Record	13		95,333	441,869	28%
South High Willowdale	Weatherproofing Phase I of III	Maint Dept	na	na							na	McGill Restoration	70,000	0	0	0.0%	70,000				0	70,000	0%
Russell Middle West High	Hollow Metal Door Replacements	KT	TSA	8,500	na	na	na	na	na	na	500 / 100	Rife Construction	15,965	0	0	0.0%	15,965	SEI	260		13,325	29,290	83%
																		Siemens	4,475				
																		A&D	90				
Disney	Cedar Soffit Replacements	KT	TSA	20,000							1500 / 100	Rife Construction	46,585	0	0	0.0%	46,585	Daily Record	29		20,985	67,570	45%
																		Miller Electric	670				
																		A & D	286				
Black Elk	Flooring Replacements	KT	BCDM	13,000							2500 / 100	Floors Inc	114,289	0	0	0.0%	114,289	Daily Record	28		34,702	148,991	30%
																		A & D	129				
																		BCDM Misc Contract Fees	4,144				
																		Western Trailer Leasing	1,125				
																		Rife / Misc Support Contract	15,590				
																		Simplex Grinnell	686				
Norris	Flooring Replacements	KT	BCDM	11,500	AMI	10,385					2500 / 100	Floors Inc	84,132	1	600	0.7%	84,732	Daily Record	29		72,188	156,920	85%
																		A & D	121				
																		BCDM Misc Contract Fees	4,350				
																		Rife / Misc Support Contract	9,941				
																		District Carpentry	149				
																		Western Trailer Leasing	1,350				
																		McGill Asbestos	34,363				
Ezra	Fabric Wall Covering Improvements	KT	TSA	18,000							2500 / 100	Rife Construction	42,998	1	2,174	5.1%	45,172	Daily Record	28		19,390	64,562	43%
																		A & D	271				
																		CCS Presentation Systems	1,090				
Rockwell	HVAC Improvements	KT	MEI	29,000	MEI	6,600					2,500	Pitlor	174,900	2	-16,284	-9.3%	158,616	Daily Record	25		41,292	199,909	26%
																		A&D	190				
																		Specialized Services (TAB)	4,657				
																		Cornaci Construction	820				
Cather	Fire Detection System Replacement	KT	MEI	9,000	na	0					2,500	Hiller Electric	67,500	0	0	0.0%	67,500	Daily Record	21		9,089	76,589	13%
																		A&D	68				
Neihardt	Intercom System Replacement	KT	MEI	7,000	na	0					2,500	Electronic Sound	25,600	1	187	0.7%	25,787	Daily Record	21		7,072	32,859	27%
																		A & D	51				
Sandoz	Intercom System Replacement	KT	MEI	6,300	na	0					2,500	Electronic Sound	25,200	0	0	0.0%	25,200	Daily Record	21		6,369	31,569	25%
																		A & D	48				
				250,070		108,205		5,200		17,130			2,802,597	11	41,890	1.5%	2,844,487		89,246	584,601	3,429,087	21%	

EMERGENCY PROJECT NOT ORIGINALLY IN SUMMER BUDGET																						
North High	Re-roof Phase III Area G	ER	BVH	20,760	RSI	33,000	na	na	na	na	1,500	RL Craft	210,000	1	1,242	0.6%	211,242	Daily Record	14	55,518	266,760	26%
																		A & D	129			
																		Control Masters	1,615			
				270,830		141,205							3,012,597	12	43,132	1.4%	3,055,729		91,003	640,118	3,695,847	21%

AGENDA SUMMARY SHEET

Agenda Item: Personnel Report 2011-2012

Meeting Date: October 17, 2011

Department: Human Resources

Title and Brief Description: Human Resource Personnel Report 2011-2012

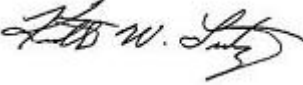
Action Desired: Report Only

Background: The annual Personnel Report contains information regarding the District's staffing level, classroom enrollment averages, teacher preparation, experience and student teacher internships. Report highlights include:

- 61% of our certificated staff holds an advanced degree.
- Certificated staff members have worked for Millard for an average of 11 years and an average of 14.5 total years in education.
- The staff to administrator ratio increased from 29.2 to 1, to 29.9 to 1. This is the highest ratio ever. In addition, the ratio of teachers to administrators increased as well from 19.2 to 1 to 19.7 to 1.
- We hosted 120 student teachers in Millard during the 2010-2011 school year.
- A historical look at personnel distribution and ratios between staff positions is provided along with graphs to illustrate trends since 1978.
- Information regarding retention percentages of teachers hired over the last five years is included. Our first year staff member retention rate for the 2010-2011 school year was 93.9% (New to profession teachers was 93.8 %.)
- Collectively, we are down 23.75 FTE's from the previous school year. Of these FTE's, 18.72 were certificated teaching positions and 3 were administrative positions.
- The information provided is a "snapshot" of information that can change from day-to-day and year-to-year. As a result, staff changes reflect the difference in the "snapshot" from September '10 to September '11.

Recommendations: Report Only

Responsible Persons: Mr. Kevin Chick, Dr. Jim Sutfin, Mr. Chad Meisgeier, Ms. Jeanine Beaudin

Superintendent's Signature: _____  _____



Personnel Report

2011-2012

TABLE OF CONTENTS

Personnel Distribution	1
Administrators	2
Teachers	3-5
School Nurses	6
Professional/Technical Specialists	7-9
Educational Paraprofessionals	10
Custodial / Maintenance	11
Food Service	12
Substitutes	13
 Elementary Classroom Average.....	 14
Secondary Classroom Averages by Subject Area	15
Teacher & Administrator Demographics & College Information.....	16-31
Staff Terminations by Reason	32
Teacher Retention for Last 5 Years.....	33
Applicants and Interviews.....	34-37
Recruiting	38
New Staff Facts for Recruitment Class of 11-12	39-40
Student Teachers	41-42
Staff Absences	43
Personnel Distribution and Ratios	44-48
Employee Assistance Program.....	49

Full-time Equivalency

Employee Class	Staff F.T.E. 11-12	Staff F.T.E. 10-11	F.T.E. Change
Administrators	87.00	90.00	-3.00
Teachers	1712.45	1731.17	-18.72
School Nurses	15.00	15.00	0.00
Professional Technical Salaried	55.85	56.45	-0.60
Professional Technical Hourly	172.33	174.40	-2.07
Educational Paraprofessionals	312.11	308.91	3.20
Custodial/Maintenance	197.19	200.69	-3.50
Food Service	143.65	142.71	0.94
Totals	2695.58	2719.33	-23.75

Employee Count

Employee Class	Staff Count 11-12	Staff Count 10-11	# Change
Administrators	87	90	-3.00
Teachers	1745	1764	-19.00
School Nurses	15	15	0.00
Professional Technical Salaried	59	60	-1.00
Professional Technical Hourly	187	187	0.00
Educational Paraprofessionals	422	425	-3.00
Custodial/Maintenance	202	209	-7.00
Food Service	177	178	-1.00
Totals	2894	2928	-34.00

Date: 9/28/2011

Administrator Positions

Class	Title	Filled FTE
A010	SUPERINTENDENT	1.00
A020	ASSOC SUPT GENERAL ADMIN	1.00
A030	ASSOC SUPT EDUC SERV	1.00
A070	ASST SUPT HUMAN RESOURCES	1.00
A120	EXEC DIR TECHNOLOGY	1.00
A200	DIR EMPLOYEE RELATIONS	1.00
A205	DIR ASSMENT,RESEARCH,EVAL	1.00
A210	DIR PERSONNEL	1.00
A220	DIR ADMIN AFFAIRS	1.00
A230	DIR COMMUNICATIONS	1.00
A240	DIR PUPIL SERVICES	1.00
A250	DIR STAFF DEVELOPMENT	1.00
A260	DIR ELEM & EARLY CHILD ED	1.00
A270	DIR SECONDARY ED	1.00
A280	DIR SPED	1.00
A300	DIRECTOR OF ACTIVITIES	1.00
A310	COORD OF CAREER & TECH ED	1.00
A320	ADM SPEC PROG& COMPLIANCE	1.00
A330	COORD SPECIAL PROJECTS	1.00
A340	COORD K-5 SPED PROG	1.00
A350	COORD 6-12 SPED PROG	1.00
A354	COORD SPED RELSRV&YNGADLT	1.00
A360	COORD PRE-SCHOOL SPED	1.00
A401	ELEM PRINCIPAL	25.00
A402	MDL SCH PRINCIPAL	6.00
A403	HS PRINCIPAL	3.00
A421	ELEM ASST PRINCIPAL	1.00
A422	MDL SCH ASST PRINCIPAL	12.00
A423	HS ASST PRINCIPAL	12.00
A443	HS ACTIVITY DIRECTOR	3.00
A463	HORIZON HS PRINCIPAL	1.00
A473	HORIZON ASST PRINCIPAL	1.00
TOTAL		87.00

Date: 9/28/2011

Teacher Positions

Class	Title	Filled FTE
C001	NSI ADMINISTRATOR INTERN	1.00
C011	MONTESSORI PRESCHOOL TCHR	3.00
C051	PRESCHOOL TEACHER	1.00
C081	MONTESSORI PRE/KDG TCHR	3.00
C091	KINDERGARTEN TEACHER	77.00
C101	MONTESSORI 1-3 TEACHER	9.00
C111	GRADE 1 TEACHER	76.00
C121	GRADE 2 TEACHER	84.00
C131	GRADE 3 TEACHER	76.00
C141	GRADE 4 TEACHER	74.00
C151	GRADE 5 TEACHER	76.00
C162	GRADE 6 TEACHER	69.00
C223	CERTIFIED NURSING ASST	0.50
C301	CORE TEACHER	12.00
C311	MONTESSORI 4/5 TEACHER	6.00
C312	MONTESSORI TEACHER	3.00
C321	ART TEACHER	2.00
C322	ART TEACHER	9.00
C323	ART TEACHER	14.00
C333	BUSINESS TEACHER	25.46
C352	LANGUAGE ARTS TEACHER	31.70
C353	LANGUAGE ARTS TEACHER	68.00
C362	READING TEACHER	12.00
C363	READING TEACHER	2.00
C381	WORLD LANGUAGE TEACHER	1.00
C382	WORLD LANGUAGE TEACHER	29.15
C383	WORLD LANGUAGE TEACHER	37.10
C412	FAMILY CONSUMER SCI TCHR	9.25
C413	FAMILY CONSUMER SCI TCHR	18.30
C432	INDUSTRIAL TECH TEACHER	8.00
C433	INDUSTRIAL TECH TEACHER	17.06
C452	COMPUTER TEACHER	9.50
C453	COMPUTER TEACHER	0.67
C461	MATH INTERVENTIONIST	1.00
C462	MATH TEACHER	29.80
C463	MATH TEACHER	59.33
C472	SCIENCE TEACHER	30.10

Date: 9/28/2011

Teacher Positions

Class	Title	Filled FTE
C473	SCIENCE TEACHER	53.00
C492	SOCIAL STUDIES TEACHER	26.90
C493	SOCIAL STUDIES TEACHER	55.28
C503	ACADEMY LEAD TEACHER	1.00
C513	NEW FRONTIER TEACHER	4.00
C531	VOCAL MUSIC TEACHER	26.60
C532	VOCAL MUSIC TEACHER	8.50
C533	VOCAL MUSIC TEACHER	4.00
C54I	INSTR MUSIC TEACHER	15.75
C55I	ORCHESTRA TEACHER	10.50
C572	HEALTH TEACHER	5.75
C591	PHYSICAL ED TEACHER	27.30
C592	PHYSICAL ED TEACHER	12.50
C593	PHYSICAL ED TEACHER	21.13
C611	ELEM COUNSELOR	11.80
C612	MDL SCH COUNSELOR	17.00
C613	HIGH SCH COUNSELOR	20.00
C620	MEDIA SPECIALIST	1.00
C621	MEDIA SPECIALIST	24.60
C622	MEDIA SPECIALIST	6.00
C623	MEDIA SPECIALIST	4.00
C631	READ TEACHER	25.60
C641	EARLY LIT INT (ELI) TCHR	6.00
C652	LEARNING CTR TEACHER	5.00
C66I	ELL TEACHER	12.50
C670	CHAPTER 1 PRESCHOOL TCHR	8.00
C671	CHAPTER 1 TEACHER	6.00
C682	HIGH ABILITY LRNER TCH	3.50
C710	MEP TECH FACILITATOR	4.00
C711	TECHNOLOGY LEADER	0.50
C721	INSTR FACILITATOR	9.95
C733	INSTRUCTIONAL DEPT HEAD	1.00
C741	MEP FACILITATOR	3.00
C743	MEP FACILITATOR	9.00
C751	CADRE ASSOCIATE	4.00
C770	MEA PRESIDENT	1.00
C771	BUILDING FACILITATOR	5.50

Date: 9/28/2011

Teacher Positions

Class	Title	Filled FTE
C79I	INTERVENTIONIST	4.00
C811	SPED PROGRAM FACILITATOR	3.00
C823	SPED ADAPTIVE PE TEACHER	1.00
C831	SPED RESOURCE TEACHER	44.00
C832	SPED RESOURCE TEACHER	30.50
C833	SPED RESOURCE TEACHER	29.00
C841	MULTI CAT SPED TCHR ELM	9.00
C842	MULTI CAT SPED TCHR MS	3.00
C843	MULTI CAT SPED TCHR HS	1.00
C851	SPED MH TEACHER	8.00
C852	SPED MH TEACHER	4.00
C853	SPED MH TEACHER	13.00
C861	SPED BD TEACHER	4.00
C862	SPED BD TEACHER	4.00
C873	SPED VOC SPEC NEEDS TCHR	2.00
C883	SPED MLC TEACHER	3.00
C891	AUDIOLOGIST	1.00
C90I	SPEECH PATHOLOGIST	59.00
C913	SPED VISION IMPAIRED TCHR	3.00
C922	SPED BEHAVIOR SPECIALIST	3.00
C931	SPED INFANT TEACHER	3.00
C941	SPED PRESCHOOL TEACHER	14.00
C952	SPED HOMEBOUND TCHR MS	1.00
C961	EARLY CHLDHD LITERACY TCH	2.00
C97I	SCHOOL PSYCHOLOGIST	17.88
TOTAL		1,712.45

Date: 9/28/2011

School Nurse Positions

Class	Title	Filled FTE
E100	NURSE DEPT. HEAD	0.40
E20I	SCHOOL NURSE	14.60
TOTAL		15.00

Date: 9/28/2011

Professional Technical Salaried Positions

Class	Title	Filled FTE
G110	HUMAN RESOURCE RECRUITER	1.00
G210	RESEARCH ASSOCIATE	2.00
G310	GRANT/VOLUNTEER COORD	1.00
G333	COMMUNITY COUNSELOR	6.05
G341	SCHOOL SOCIAL WORKER	1.00
G342	SCHOOL SOCIAL WORKER	2.00
G343	SCHOOL SOCIAL WORKER	1.80
G351	OCCUPATIONAL/PHYSICAL TPY	5.20
G353	OCCUPATIONAL/PHYSICAL TPY	4.80
G401	SYSTEMS ANALYST	1.00
G421	NETWORK SUPPORT SPEC	4.00
G431	TECHNOLOGY FACILITATOR 1A	9.00
G441	TECHNOLOGY FACILITATOR 2A	2.00
G450	TELECOMMUNICATIONS SPEC	1.00
G460	CADD/GIS ANALYST	1.00
G473	TECHNOLOGY SPECIALIST	2.00
G500	ACCOUNTING MANAGER	1.00
G520	DISTRICT ACCOUNTANT	2.00
G550	DATABASE WAREHOUSE SPEC	1.00
G600	GENERAL MANAGER SSC	1.00
G610	WAREHOUSE MANAGER	1.00
G620	PURCHASING AGENT	1.00
G630	TRANSPORTATION MANAGER	1.00
G640	PROJECT MANAGER	1.00
G810	FOOD SERVICE SUPERVISOR	2.00
TOTAL		55.85

Date: 9/28/2011

Professional Technical Hourly Positions

Class	Title	Filled FTE
J010	EX SEC TO SUPERINTENDENT	1.00
J020	ADMIN AFFAIRS SECRETARY	1.00
J030	COMMUNICATIONS SECRETARY	1.00
J040	ACTIVITIES/AD-HR SECRETRY	1.00
J110	HR SPECIALIST CERT STAFF	1.00
J120	HR SPEC CLASSIFIED STAFF	2.00
J130	EMPLOYEE RELATIONS SPEC	1.00
J140	HR SPEC RECORD/CLASS STAF	1.00
J150	RECEPTIONIST	1.00
J160	HR SPEC SUB TEACHERS	1.00
J180	ASSESS/RESEARCH/EVAL SEC	1.00
J210	RESEARCH SECRETARY	1.00
J240	SECRETARY DIR PUPIL SERV	1.00
J250	SCHOOL PSYC SECRETARY	1.00
J260	PUPIL SERVICES SECRETARY	3.00
J270	STAFF DEV PROG SECRETARY	0.50
J300	EXEC SEC ASSOC SUPT EDSRV	1.00
J310	SECRETARY TO DIR STAFFDEV	1.00
J320	SECRETARY TO DIR ELED	1.00
J330	TITLE I/ECE SECRETARY	1.00
J340	ED SERV PROG SECRETARY	1.00
J34B	BILINGUAL FAM-SCH LIAISON	2.00
J350	SECRETARY TO DIR SECED	1.00
J360	SECRETARY TO DIR SPED	1.00
J370	SPED SECRETARY I	1.50
J380	SPED PRE-SCH SECRETARY I	1.00
J400	SCTRY-ASST SUPT TECHNOLGY	1.00
J410	TECH HELP DESK SPECIALIST	1.00
J500	EXEC SEC ASSOC SUPT GENAD	1.00
J510	ACCOUNTING SPECIALIST	1.00
J520	PAYROLL SPECIALIST	2.00
J540	ACCTS PAYABLE ASSISTANT	2.00
J560	DUPLICATION CLERK	1.00
J600	SUPPORT SERV SECRETARY II	1.00
J610	MAINTENANCE SECRETARY	3.00
J620	WAREHOUSE/MEDIA SECRETARY	3.00

Date: 9/28/2011

Professional Technical Hourly Positions

Class	Title	Filled FTE
J630	CATALOGER 12MO	1.00
J713	HS SECURITY GUARD	12.13
J723	HS OUTSIDE SECURITY GUARD	3.00
J800	FOOD SERV BOOKKEEPER/SEC	1.50
J830	SPED VAN DRIVER	4.31
J835	LC VAN DRIVER	3.19
J840	SPED PRESCHOOL VAN DRIVER	14.56
J850	TRANSPORTATION SECRETARY	1.00
J860	SPED VAN DRIVER/JOB COACH	4.00
J902	SECRETARY 12MO MDL SCH	6.00
J903	SECRETARY 12 MO HIGH SCH	8.00
J913	HS ACCOUNTING CLERK	3.50
J921	ELEM SECRETARY 10 MO	25.00
J922	MDL SCH SECRETARY 10 MO	13.00
J923	HS SECRETARY 10 MO	22.00
J933	HS SWIM SUPERVISOR	0.15
J943	HS ACCOMPANIST	2.00
J982	TAP INTERN	2.00
TOTAL		172.33

Date: 9/28/2011

Educational Para-Professional Positions

Class	Title	Filled FTE
K101	PRESCHOOL ED PARA	5.32
K111	PRESCH MONTESSORI ED PARA	7.59
K201	GENERAL ED PARA	89.23
K202	GENERAL ED PARA	19.14
K203	GENERAL ED PARA	10.72
K211	ELI ED PARA	6.93
K221	MONTESSORI ED PARA	0.50
K241	RETEACHING PARA	4.65
K242	RETEACHING PARA	1.03
K243	RETEACHING PARA HS	2.62
K301	PRESCHOOL SPED PARA	15.16
K311	RESOURCE SPED PARA-E	29.54
K312	RESOURCE SPED PARA-M	24.28
K313	RESOURCE SPED PARA-H	12.19
K31S	RESOURCE WITH STIPEND	1.29
K341	BD SPED PARA	6.70
K342	BD SPED PARA	8.61
K343	BD SPED PARA	1.28
K351	ACP SPED ELEM PARA	24.87
K352	ACP SPED MS PARA	11.67
K353	ACP SPED HS PARA	14.87
K361	VI SPED ED PARA	0.91
K373	YOUNG ADULT PARA	7.31
K400	CHAPTER 1 PRESCHOOL PARA	3.25
K401	CHAPTER I ED PARA	1.69
K411	ELL PARA	0.76
TOTAL		312.11

Date: 9/28/2011

Custodial / Maintenance Positions

Class	Title	Filled FTE
M010	CUSTODIAN SPEC PROJECTS	1.00
M023	CUSTODIAN I DEPT HEAD HS	2.00
M031	DAY CUSTODIAN II	27.00
M042	DAY CUSTODIAN I MS	6.00
M043	DAY CUSTODIAN I HS	7.00
M050	NIGHT CUSTODIAN I	1.00
M051	NIGHT CUSTODIAN I ELEM	25.00
M052	NIGHT CUSTODIAN I MS	17.00
M053	NIGHT CUSTODIAN I HS	21.00
M071	CUSTODIAN 10-MONTH ELEM	14.06
M072	CUSTODIAN 10-MONTH MS	6.00
M073	CUSTODIAN 10-MONTH HS	11.00
M080	PT CUSTODIAN 12-MO	0.50
M090	PT DELIVERY DRIVER	0.63
M110	DELIVERY DRIVER	3.00
M120	WAREHOUSE ASSISTANT	1.00
M130	GENERAL LABORER	4.00
M310	DISTRICT GROUNDS LEADER	7.00
M320	DIST GROUNDS ASSISTANT	5.00
M330	GROUNDS ASST 10-MONTH SSC	4.00
M510	CHIEF ENGINEER	1.00
M520	MECHANICAL TECHNICIAN	5.00
M530	ELECTRICIAN	1.00
M543	SR HI DAY ENGINEER	3.00
M553	SR HI NIGHT ENGINEER	3.00
M560	PREV MAINTENANCE ENGINEER	4.00
M570	PM TECH 1	1.00
M572	MS DAY ENGINEER/CUST III	5.00
M582	CMS DAY ENGINEER/CUST IV	1.00
M592	CUSTODIAN ENGINEER	1.00
M600	CARPENTER	7.00
M700	PAINTER 1	1.00
M701	PAINTER 2	1.00
TOTAL		197.19

Date: 9/28/2011

Food Service Positions

Class	Title	Filled FTE
P090	FOOD SERVICE MGR 12MO	1.00
P101	FOOD SERVICE MANAGER	24.94
P102	FOOD SERVICE MANAGER	6.00
P103	FOOD SERVICE MANAGER	3.00
P201	FOOD SERVICE	26.20
P202	FOOD SERVICE	31.85
P203	FOOD SERVICE	39.26
P302	FOOD SERVICE ASST MANAGER	5.41
P303	FOOD SERVICE ASST MANAGER	6.00
TOTAL		143.65

Date: 9/28/2011

Staffing Substitutes

Dept	Department Title	Empl No
SUB CUST	SUB CUSTODIAN	29
SUB TCH	SUBSTITUTE TEACHER	351
SUB HRLY	SUBSTITUTES HOURLY	147
TOTAL		527

Elementary Regular Classroom Average

School	Sections	Students	11-12	10-11	09-10	08-09	07-08	06-07	05-06	04-05
Abbott	20	433	21.7	21.6	21.4	21.8	21.4	22.3	22.0	22.0
Ackerman	23	508	22.1	20.1	20.6	22.1	23.0	22.8	23.7	22.7
Aldrich	19	440	23.2	22.3	21.8	21.3	21.1	19.8	22.2	21.9
Black Elk	22	494	22.5	21.9	22.5	22.6	23.1	22.6	21.4	22.2
Bryan	18	363	20.2	20.2	19.9	19.9	20.4	20.0	19.8	20.7
Cather	22	449	20.4	19.9	20.7	23.1	21.8	21.7	21.7	21.4
Cody	14	209	14.9	15.1	15.5	17.3	16.3	16.4	15.8	16.8
Cottonwood	16	348	21.8	19.1	19.6	20.1	20.6	20.2	22.1	21.0
Disney	15	288	19.2	17.3	16.6	19.2	18.8	18.0	20.9	19.6
Ezra Millard	21	397	18.9	19.4	19.2	20.4	21.1	21.7	22.7	21.4
Harvey Oaks	13	276	21.2	20.2	19.6	21.5	21.2	21.8	21.4	21.1
Hitchcock	14	239	17.1	14.8	15.1	15.9	17.5	17.8	19.2	17.5
Holling Heights	20	361	18.1	18.9	20.4	21.2	21.5	20.9	20.8	20.0
Montclair	25	518	20.7	20.9	20.8	21.2	21.0	23.1	21.8	21.7
Morton	19	334	17.6	18.1	17.9	19.5	20.7	21.4	21.0	20.1
Neihardt	24	549	22.9	21.6	20.6	21.0	21.0	21.8	22.3	21.0
Norris	19	348	18.3	19.3	18.7	19.0	19.1	20.6	19.7	20.4
Reagan	32	695	21.7	20.6	20.9	20.5	-	-	-	-
Reeder	26	530	20.4	20.4	21.0	17.9	21.8	20.4	-	-
Rockwell	19	349	18.4	18.7	18.6	18.4	19.8	20.1	20.3	19.4
Rohwer	22	464	21.1	19.3	19.5	21.4	22.0	21.1	21.8	22.6
Sandoz	17	307	18.1	19.1	19.3	18.2	19.1	18.9	20.4	21.8
Upchurch	25	540	21.6	21.5	20.5	-	-	-	-	-
Wheeler	30	599	20.0	19.3	19.8	20.8	21.7	20.9	21.1	23.5
Willowdale	18	380	21.1	21.4	21.9	22.1	23.4	23.6	22.1	22.1
Average	513	10418	20.3	19.9	20.5	21.1	21.0	21.3	21.2	20.6

*Based upon MPS Enrollment Counts 9/20/2011

Secondary Classroom Averages by Subject Area

2010-2011

	<u>North</u>	<u>South</u>	<u>West</u>	<u>AMS</u>	<u>BMS</u>	<u>CMS</u>	<u>KMS</u>	<u>NMS</u>	<u>RMS</u>
Grade 6	-	-	-	22.3	22.9	25.1	23.9	23.0	24.3
Art	15.9	19.2	22.3	21.8	15.8	19.7	20.5	14.2	20.5
Family Consumer Science	23.0	22.5	23.5	20.9	16.3	19.7	21.2	14.6	20.5
Industrial Technology	14.1	15.5	16.4	22.2	24.2	19.7	24.7	15.4	28.7
P.E.	25.7	21.9	28.2	31.8	25.8	34.6	25.8	23.9	23.9
Health/KnowYrslf	-	-	-	21.2	25.2	21.1	24.4	22.4	23.9
Business	20.1	19.5	20.6	0.0	21.7	23.5	-	-	-
Vocal Music	31.5	29.7	54.2	22.2	28.6	65.7	25.2	21.8	28.7
Instr. Music	35.4	56.0	33.0	19.2	29.2	28.5	14.3	36.2	40.3
Reading	-	-	-	19.7	21.3	26.7	22.7	21.3	24.0
Computers	10.2	18.6	15.1	21.7	12.9	19.7	23.8	19.7	23.9
Math	21.0	19.8	23.6	20.7	20.7	25.8	25.1	22.4	22.1
English	22.9	20.3	20.9	20.5	21.0	25.8	23.1	22.0	22.1
Science	21.0	19.0	22.2	24.0	21.5	25.8	23.7	23.1	22.1
Social Studies	24.8	22.6	23.6	22.9	22.3	25.8	23.7	23.1	22.1
World Language	21.4	20.0	20.6	18.8	24.3	22.1	20.0	23.0	29.7
Montessori Mini Magnet						17.0			

Middle Level Average Class Size: 23.4

High School Average Class Size: 23.5

Total Secondary Average Class Size: 23.4

2011-2012

	<u>North</u>	<u>South</u>	<u>West</u>	<u>AMS</u>	<u>BMS</u>	<u>CMS</u>	<u>KMS</u>	<u>NMS</u>	<u>RMS</u>
Grade 6	-	-	-	24.5	24.0	24.2	24.7	24.7	24.8
Art	16.3	21.6	22.4	22.4	16.8	22.2	18.5	15.4	20.9
Family Consumer Science	22.3	22.4	23.3	21.3	16.9	19.9	22.2	15.4	20.9
Industrial Technology	15.4	15.5	18.8	21.5	27.2	21.1	24.7	17.8	29.3
P.E.	25.6	21.6	30.4	31.5	40.0	29.5	36.9	23.5	24.4
Health/KnowYrslf	-	-	-	21.0	26.7	21.3	24.6	22.0	24.4
Business	20.7	20.2	20.7	0.0	20.3	22.0	-	21.4	-
Vocal Music	33.0	41.9	56.4	23.2	32.3	40.5	30.5	21.4	29.3
Instr. Music	37.0	40.0	33.8	24.5	33.8	30.5	13.9	32.4	42.7
Reading	-	-	-	23.3	23.1	27.2	19.8	23.3	24.5
Computers	16.0	19.2	18.0	22.5	15.1	21.4	24.6	20.2	24.4
Math	22.8	19.7	21.5	21.9	21.5	24.4	25.3	21.2	22.5
English	23.6	23.3	20.5	20.9	20.9	24.4	24.6	23.6	22.5
Science	22.2	20.1	22.9	22.6	20.9	24.4	23.9	23.9	22.5
Social Studies	25.8	23.4	24.2	21.7	21.7	24.4	23.9	23.9	22.5
World Language	21.9	21.6	21.6	21.4	26.1	16.8	21.3	21.1	30.3
Montessori Mini Magnet						21.0			

Middle Level Average Class Size: 24.1

High School Average Class Size: 24.3

Total Secondary Average Class Size: 24.2

Certificated Staff Educ Work Experience by School

Employee Loc. Building Name	Average Total Years	Average Millard Years
ABBOTT ELEM	15.9	12.6
ACKERMAN ELEM	15.2	12.0
ALDRICH ELEM	15.3	11.3
ANDERSEN MIDDLE SCH	16.1	12.7
BEADLE MIDDLE SCH	12.6	8.6
BLACK ELK ELEM	13.4	11.2
BRYAN ELEM	14.3	10.7
CATHER ELEM	14.6	12.0
CENTRAL MIDDLE SCH	14.8	11.8
CODY ELEM	13.2	10.9
COTTONWOOD ELEM	13.6	9.8
DISNEY ELEM	12.7	9.7
DON STROH ADMIN CTR	25.5	16.3
ECHO HILLS	22.7	22.7
EZRA MILLARD ELEM	14.7	11.0
HARVEY OAKS ELEM	16.0	11.4
HITCHCOCK ELEM	10.9	7.5
HOLLING HEIGHTS ELEM	14.3	11.7
KIEWIT MIDDLE SCH	15.0	11.7
MIDSCH ALT PRG CMS-A	21.8	12.5
MLC / HORIZON	12.8	7.2
MONTCLAIR ELEM	17.0	12.5
MORTON ELEM	17.8	13.2
NEIHARDT ELEM	9.7	7.7
NORRIS ELEM	12.8	8.2
NORTH HIGH	15.6	11.8
NORTH MIDDLE SCH	13.2	10.5
OTHER/NONE	11.0	11.0
REAGAN ELEM	9.3	7.5
REEDER ELEM	10.9	8.4
ROCKWELL ELEM	14.4	11.0
ROHWER ELEM	14.1	11.8
RON WITT SSC	17.4	14.0
RUSSELL MIDDLE SCH	14.6	10.6
SANDOZ ELEM	13.6	11.2
SOUTH HIGH	13.8	10.3
SUPPORT SERVICE CTR	26.6	21.6
UPCHURCH ELEM	11.3	8.1
WEST HIGH	15.5	12.0
WHEELER ELEM	15.0	12.4
WILLOWDALE ELEM	16.3	13.4
YNG ADULT PRG CMS-A	12.4	10.3
Total Averages	14.5	11.0

Certificated Staff Highest Degree by School

Employee Loc. Building Name	RN	BSN	BA	MA	EDS	DR	Total
ABBOTT ELEM			15	14	1		30
ACKERMAN ELEM	1		18	19			38
ALDRICH ELEM			9	17		1	28
ANDERSEN MIDDLE SCH		1	16	45	1		63
BEADLE MIDDLE SCH	1		30	47		1	81
BLACK ELK ELEM			11	21	1		33
BRYAN ELEM			9	23			32
CATHER ELEM			19	14			33
CENTRAL MIDDLE SCH		1	30	36			67
CODY ELEM			18	17			35
COTTONWOOD ELEM			13	11			24
DISNEY ELEM			13	16			29
DON STROH ADMIN CTR				9	4	9	22
ECHO HILLS			1				1
EZRA MILLARD ELEM			8	23			31
HARVEY OAKS ELEM			7	20			27
HITCHCOCK ELEM			11	15			27
HOLLING HEIGHTS ELEM			21	13			34
KIEWIT MIDDLE SCH	1		26	40	1		68
MIDSCH ALT PRG CMS-A				4			4
MLC / HORIZON	1		8	13			24
MONTCLAIR ELEM	1		15	28			44
MORTON ELEM			18	10	1		29
NEIHARDT ELEM			20	19			39
NORRIS ELEM			10	22			32
NORTH HIGH	1		60	97	1	3	166
NORTH MIDDLE SCH		1	23	43		1	70
OTHER/NONE			1				1
REAGAN ELEM			22	18		1	41
REEDER ELEM			16	22			39
ROCKWELL ELEM			10	26			36
ROHWER ELEM	1		8	25			34
RON WITT SSC			2	30	15	2	49
RUSSELL MIDDLE SCH	1	1	28	37	1		69
SANDOZ ELEM			15	20			36
SOUTH HIGH	1		59	89		2	153
SUPPORT SERVICE CTR				1			1
UPCHURCH ELEM			15	18			33
WEST HIGH			47	104		3	157
WHEELER ELEM			20	27		1	48
WILLOWDALE ELEM			9	23			32
YNG ADULT PRG CMS-A	1		1	5			7
Totals	10	4	682	1081	26	24	1847

Date: 10/3/2011

Certificated Staff Highest Degree Earned by College/University

School	College/University	RN	BSN	BA	MA	EDS	DR	Total
0	OTHER COLL/UNIV		2	22	22			46
AL02	ALABAMA OTHER			1				1
AR02	ARKANSAS OTHER				1			1
AR05	UNIV OF ARKANSAS				1			1
AZ01	ARIZONA STATE			2	1			3
AZ02	NORTHERN ARIZONA				5			5
AZ03	UNIV OF ARIZONA				3			3
AZ04	UNIV OF PHOENIX			1	6			7
CA00	CALIF OTHER			1	1			2
CA01	CALIF SCHOOL ARTS			1				1
CA04	CALIF STATE COLL			1	1			2
CA09	SAN FRANCISCO ST				1			1
CA16	UNIV CAL SANT BAR				1			1
CO02	COLORADO OTHER			1	1			2
CO04	COLORADO ST UNIV				1			1
CO05	LORETTA HGTS COLL			2				2
CO07	UNIV OF COLORADO				3			3
CO08	UNIV OF DENVER				1			1
CO09	UNIV NO COLORADO				7	1		8
CT01	CONNECTICUT OTHER				1			1
FL02	FLORIDA ST UNIV				2			2
FL04	UNIV OF MIAMA				1			1
FL05	UNIV OF S FLORIDA			1				1
GA05	GEORGIA OTHER				1			1
GA06	UNIV OF GEORGIA				1			1
IA01	BRIAR CLIFF COLL			4				4
IA02	BUENA VISTA COLL			4				4
IA05	COE COLLEGE			2				2
IA07	DRAKE COLLEGE				3			3
IA08	GRACELAND COLL			1				1
IA10	IOWA OTHER			2				2
IA11	IOWA STATE UNIV			12	3			15
IA12	IOWA WESLEYAN UNI			1				1
IA15	MARYCREST COLLEGE			1				1
IA18	NORTHWESTERN COLL			3				3
IA20	SIMPSON COLL			1				1

Date: 10/3/2011

Certificated Staff Highest Degree Earned by College/University

School	College/University	RN	BSN	BA	MA	EDS	DR	Total
IA21	UNIV OF NO IOWA			8	5			13
IA23	UNIV OF IOWA			5	3	1		9
IA25	WARTBURG COLL			1				1
IA26	WESTMAR COLL			1				1
IA27	WILLIAM PEN COLL			1				1
ID02	UNIV OF IDAHO			1				1
IL03	DEPAUL UNIV				1			1
IL05	ILLINOIS OTHER				2			2
IL06	ILLINOIS STATE UN				1			1
IL09	NORTHERN ILLINOIS			2	1			3
IL14	UNIV OF ILLINOIS				2			2
IL15	WESTERN ILLINOIS			1	1			2
IL16	ST XAVIER COLLEGE			1				1
IL19	BELLEVILLE COLL	1						1
IN03	INDIANA STATE UNI			1				1
IN04	INDIANA UNIV			1				1
IN06	PURDUE UNIVERSITY			1	1			2
IN07	ST MARY'S			1	1			2
KS01	BETHANY COLL			1				1
KS03	FT HAYS STATE			2	3			5
KS04	KANSAS OTHER				2			2
KS05	KANSAS ST EMPORIA				1			1
KS06	KANSAS ST MANHATT			3	1			4
KS14	UNIV OF KANSAS			2	4			6
KS15	WASHBURN UNIV				1			1
KS16	WICHITA STATE			2	1			3
KY00	KENTUCKY OTHER			1	1			2
KY02	UNIV OF KENTUCKY					1		1
LA04	LOUISIANA STATE			1				1
MA02	BOSTON UNIV				1			1
MA03	EMERSON COLL				1			1
MA06	LESLEY COLLEGE				2			2
MA16	UNIV OF MASS			1				1
MA17	FRAMINGHAM STATE				1			1
MI00	MICHIGAN OTHER				1			1
MI02	EASTERN MICHIGAN				1			1

Date: 10/3/2011

Certificated Staff Highest Degree Earned by College/University

School	College/University	RN	BSN	BA	MA	EDS	DR	Total
MI04	MICHIGAN STATE			1				1
MI05	UNIV OF MICHIGAN				1			1
MI06	WESTERN MICHIGAN				1			1
MN04	MANKATO ST COLL				1			1
MN05	MINNESOTA OTHER			5	1			6
MN08	UNIV OF MINN			1	1			2
MN09	BEMIDJI STATE			1				1
MN11	NORMANDALE COMMUN	1						1
MN12	COLL ST.CATHERINE				2			2
MO01	CENTL MISSOURI ST			1	1			2
MO06	MARYVILLE COLL			2				2
MO07	MISSOURI OTHER			4	4	1		9
MO08	N E MISSOURI TCHS				1			1
MO09	N W MISSOURI TCHS			13	6			19
MO13	STEPHENS COLL			1				1
MO15	UNIV MO COLUMBIA				6	1		7
MO16	UNIV MO KANS CTY				1			1
MO17	ST LOUIS UNIV			3	3			6
MO20	WILLIAM WOOD COLL				1			1
MS04	MISS ST COLL				1			1
MS08	UNIV OF MISS				1			1
MT01	UNIV OF MONTANA			1				1
ND00	ND OTHER			2	1			3
ND01	UNIV OF ND			4				4
NE01	BELLEVUE COLLEGE			3	3			7
NE02	CHADRON ST			4	1			5
NE03	COLL OF ST MARY			14	17			31
NE04	CONCORDIA			2	4			7
NE05	CREIGHTON UNIV		1	9	24			34
NE06	DANA			9				9
NE07	DOANE			7	117			130
NE09	HASTINGS			4	4			8
NE11	UNIV NE KEARNEY			43	33			77
NE12	MIDLAND LUTH			8	1			9
NE13	NEBRASKA OTHER			3	1			5
NE14	NE WESLEYAN			10	2			12

Date: 10/3/2011

Certificated Staff Highest Degree Earned by College/University

School	College/University	RN	BSN	BA	MA	EDS	DR	Total
NE15	PERU STATE			21	97			120
NE16	UNIV NE LINCOLN			165	120	3	9	301
NE17	UNIV NE OMAHA			183	450	16	12	668
NE18	WAYNE STATE			27	30	1	1	60
NE19	UNIV NE MED CTR	2	1					3
NE20	METHODIST HOSP	2						2
NE21	LINCOLN GEN HOSP	1						1
NE22	CLARKSON COLLEGE	3		1				4
NM01	EASTERN NM UNIV				1			1
NV01	UNIV OF NEVADA				2			2
NY00	NEW YORK OTHER				1			1
NY12	OSWEGO UNIVERSITY					1		1
NY15	STATE UNIV OF NY				1			1
NY18	STA UNIV-ONEONTA				1			1
OH01	ASHLAND COLLEGE				1			1
OH08	KENT STATE COLL				2			2
OH09	MIAMI UNIVERSITY				1			1
OH15	OHIO UNIV				1			1
OK06	OKLAHOMA OTHER				1			1
OK07	OK STATE UNIV			1				1
OK10	UNIV OKLAHOMA			1	1			2
OK11	UNIV OF TULSA			1				1
OR01	E OREGON COLLEGE				1			1
OR06	UNIV OF OREGON						1	1
PA09	PENN STATE				1			1
SD01	AUGUSTANA COLLEGE			2				2
SD09	SO DAKOTA OTHER			2				2
SD10	SO DAKOTA ST UNIV			1	1			2
SD13	UNIV SD VERMILLON			6	6			12
TN03	MEMPHIS ST UNIV				1			1
TN04	MIDDLE TN ST UNIV				1			1
TN10	UNIV OF TENNESSEE				1			1
TX08	AUSTIN STATE COL				1			1
TX10	TEXAS CHRISTIAN U			1				1
TX11	TEXAS OTHER			1	4			5
TX14	UNIV OF HOUSTON				2			2

Date: 10/3/2011

Certificated Staff Highest Degree Earned by College/University

School	College/University	RN	BSN	BA	MA	EDS	DR	Total
TX15	UNIV OF TEXAS				1			1
TX17	TEXAS A&M-COMMERC						1	1
UT01	BRIGHAM YOUNG UN			2				2
UT03	UNIV OF UTAH				1			1
UT05	UTAH STATE			2	1			3
VA01	GEORGE MASON UNIV				1			1
WI08	MARQUETTE UNIV			1				1
WY01	UNIV OF WYOMING			2	1			3
Z002	UNIV OF MANITOBA			1				1
Totals		10	4	678	1081	26	24	1847

Certificated Staff Gender by School

Employee Loc. Building Name	Total	F	M
ABBOTT ELEM	30	26	4
ACKERMAN ELEM	38	32	6
ALDRICH ELEM	28	27	1
ANDERSEN MIDDLE SCH	63	42	21
BEADLE MIDDLE SCH	81	67	14
BLACK ELK ELEM	33	31	2
BRYAN ELEM	32	28	4
CATHER ELEM	33	30	3
CENTRAL MIDDLE SCH	67	50	17
CODY ELEM	35	30	5
COTTONWOOD ELEM	24	22	2
DISNEY ELEM	29	26	3
DON STROH ADMIN CTR	22	10	12
ECHO HILLS	1	1	
EZRA MILLARD ELEM	31	29	2
HARVEY OAKS ELEM	27	26	1
HITCHCOCK ELEM	27	24	3
HOLLING HEIGHTS ELEM	34	29	5
KIEWIT MIDDLE SCH	68	44	24
MIDSCH ALT PRG CMS-A	4	3	1
MLC / HORIZON	24	14	10
MONTCLAIR ELEM	44	43	1
MORTON ELEM	29	28	1
NEIHARDT ELEM	39	34	5
NORRIS ELEM	32	29	3
NORTH HIGH	166	89	77
NORTH MIDDLE SCH	70	46	24
OTHER/NONE	1	1	
REAGAN ELEM	41	33	8
REEDER ELEM	39	36	3
ROCKWELL ELEM	36	34	2
ROHWER ELEM	34	32	2
RON WITT SSC	49	46	3
RUSSELL MIDDLE SCH	69	53	16
SANDOZ ELEM	36	35	1
SOUTH HIGH	153	95	58
SUPPORT SERVICE CTR	1	1	
UPCHURCH ELEM	33	28	5
WEST HIGH	157	94	63
WHEELER ELEM	48	45	3
WILLOWDALE ELEM	32	31	1
YNG ADULT PRG CMS-A	7	6	1
Totals	1847	1430	417

All Staff Gender by School

Employee Loc. Building Name	Total	F	M
ABBOTT ELEM	42	35	7
ACKERMAN ELEM	53	43	10
ALDRICH ELEM	39	37	2
ANDERSEN MIDDLE SCH	95	68	27
BEADLE MIDDLE SCH	115	96	19
BLACK ELK ELEM	49	44	5
BRYAN ELEM	46	40	6
CATHER ELEM	48	41	7
CENTRAL MIDDLE SCH	102	79	23
CODY ELEM	59	52	7
COTTONWOOD ELEM	36	32	4
DISNEY ELEM	45	39	6
DON STROH ADMIN CTR	67	51	16
ECHO HILLS	1	1	
EZRA MILLARD ELEM	48	43	5
HARVEY OAKS ELEM	38	36	2
HITCHCOCK ELEM	47	42	5
HOLLING HEIGHTS ELEM	54	44	10
KIEWIT MIDDLE SCH	101	72	29
MIDSCH ALT PRG CMS-A	7	6	1
MLC / HORIZON	32	19	13
MONTCLAIR ELEM	74	71	3
MORTON ELEM	44	42	2
NEIHARDT ELEM	57	49	8
NORRIS ELEM	46	42	4
NORTH HIGH	235	139	96
NORTH MIDDLE SCH	99	68	31
OTHER/NONE	2	1	1
REAGAN ELEM	60	50	10
REEDER ELEM	63	58	5
ROCKWELL ELEM	69	64	5
ROHWER ELEM	55	51	4
RON WITT SSC	79	58	21
RUSSELL MIDDLE SCH	98	76	22
SANDOZ ELEM	57	54	3
SOUTH HIGH	226	146	80
SUPPORT SERVICE CTR	61	16	45
TRANSPORTATION CMS-A	33	12	21
UPCHURCH ELEM	48	42	6
WEST HIGH	230	144	86
WHEELER ELEM	71	65	6
WILLOWDALE ELEM	44	41	3
YNG ADULT PRG CMS-A	17	16	1
	2	2	

Date: 9/28/2011

All Staff Gender by School

Employee Loc. Building Name	Total	F	M
	2894	2227	667

Date: 9/30/2011

Certificated Staff Ethnicity by School

Employee Loc. Building Name	Total	A	B	H	W	I
ABBOTT ELEM	30	1			29	
ACKERMAN ELEM	38				38	
ALDRICH ELEM	28	1			27	
ANDERSEN MIDDLE SCH	63		1		61	1
BEADLE MIDDLE SCH	81		1	1	79	
BLACK ELK ELEM	33				33	
BRYAN ELEM	32				32	
CATHER ELEM	33				33	
CENTRAL MIDDLE SCH	67	1	1	2	63	
CODY ELEM	35				35	
COTTONWOOD ELEM	24			1	23	
DISNEY ELEM	29				29	
DON STROH ADMIN CTR	22		1		21	
ECHO HILLS	1				1	
EZRA MILLARD ELEM	31				31	
HARVEY OAKS ELEM	27				27	
HITCHCOCK ELEM	27				27	
HOLLING HEIGHTS ELEM	34				34	
KIEWIT MIDDLE SCH	68			2	65	1
MIDSCH ALT PRG CMS-A	4				4	
MLC / HORIZON	24				24	
MONTCLAIR ELEM	44				44	
MORTON ELEM	29				29	
NEIHARDT ELEM	39	1			38	
NORRIS ELEM	32		1		31	
NORTH HIGH	166			1	165	
NORTH MIDDLE SCH	70			1	69	
OTHER/NONE	1				1	
REAGAN ELEM	41				41	
REEDER ELEM	39			1	38	
ROCKWELL ELEM	36			1	35	
ROHWER ELEM	34		1	1	32	
RON WITT SSC	49			1	48	
RUSSELL MIDDLE SCH	69	1			68	
SANDOZ ELEM	36			1	35	
SOUTH HIGH	153			3	150	
SUPPORT SERVICE CTR	1				1	
UPCHURCH ELEM	33				33	
WEST HIGH	157			3	154	
WHEELER ELEM	48				48	
WILLOWDALE ELEM	32				32	
YNG ADULT PRG CMS-A	7				7	
Totals	1847	5	6	19	1815	2

Certificated Staff Age by School

Employee Loc. Building Name	Average Age
ABBOTT ELEM	44.2
ACKERMAN ELEM	40.2
ALDRICH ELEM	41.0
ANDERSEN MIDDLE SCH	42.2
BEADLE MIDDLE SCH	39.3
BLACK ELK ELEM	38.5
BRYAN ELEM	39.9
CATHER ELEM	43.8
CENTRAL MIDDLE SCH	42.0
CODY ELEM	41.1
COTTONWOOD ELEM	40.3
DISNEY ELEM	37.1
DON STROH ADMIN CTR	50.6
ECHO HILLS	47.0
EZRA MILLARD ELEM	39.1
HARVEY OAKS ELEM	44.1
HITCHCOCK ELEM	35.4
HOLLING HEIGHTS ELEM	40.7
KIEWIT MIDDLE SCH	41.4
MIDSCH ALT PRG CMS-A	46.0
MLC / HORIZON	39.4
MONTCLAIR ELEM	45.1
MORTON ELEM	42.3
NEIHARDT ELEM	36.3
NORRIS ELEM	39.3
NORTH HIGH	42.8
NORTH MIDDLE SCH	40.4
OTHER/NONE	32.0
REAGAN ELEM	34.3
REEDER ELEM	37.3
ROCKWELL ELEM	41.1
ROHWER ELEM	42.0
RON WITT SSC	44.4
RUSSELL MIDDLE SCH	41.2
SANDOZ ELEM	40.5
SOUTH HIGH	40.6
SUPPORT SERVICE CTR	58.0
UPCHURCH ELEM	38.2
WEST HIGH	42.5
WHEELER ELEM	41.0
WILLOWDALE ELEM	43.8
YNG ADULT PRG CMS-A	41.7
Total Average Age	41.1

All Staff Age >= 50 by School

Employee Loc. Building Name	Average Age
ABBOTT ELEM	56.1
ACKERMAN ELEM	55.5
ALDRICH ELEM	54.6
ANDERSEN MIDDLE SCH	55.6
BEADLE MIDDLE SCH	55.1
BLACK ELK ELEM	56.1
BRYAN ELEM	55.1
CATHER ELEM	57.7
CENTRAL MIDDLE SCH	54.9
CODY ELEM	55.0
COTTONWOOD ELEM	54.6
DISNEY ELEM	56.2
DON STROH ADMIN CTR	57.6
EZRA MILLARD ELEM	55.5
HARVEY OAKS ELEM	55.2
HITCHCOCK ELEM	55.7
HOLLING HEIGHTS ELEM	55.1
KIEWIT MIDDLE SCH	56.2
MIDSCH ALT PRG CMS-A	54.3
MLC / HORIZON	55.5
MONTCLAIR ELEM	57.9
MORTON ELEM	56.4
NEIHARDT ELEM	54.9
NORRIS ELEM	54.7
NORTH HIGH	57.1
NORTH MIDDLE SCH	57.1
REAGAN ELEM	57.1
REEDER ELEM	55.1
ROCKWELL ELEM	55.4
ROHWER ELEM	57.0
RON WITT SSC	57.3
RUSSELL MIDDLE SCH	57.4
SANDOZ ELEM	53.6
SOUTH HIGH	57.4
SUPPORT SERVICE CTR	56.5
TRANSPORTATION CMS-A	63.6
UPCHURCH ELEM	54.8
WEST HIGH	56.9
WHEELER ELEM	55.6
WILLOWDALE ELEM	56.7
YNG ADULT PRG CMS-A	57.8
Average Total	56.6

All Staff Age >= 50 by School

Employee Loc. Building Name	Employee Count
ABBOTT ELEM	15
ACKERMAN ELEM	18
ALDRICH ELEM	19
ANDERSEN MIDDLE SCH	37
BEADLE MIDDLE SCH	33
BLACK ELK ELEM	11
BRYAN ELEM	16
CATHER ELEM	19
CENTRAL MIDDLE SCH	38
CODY ELEM	21
COTTONWOOD ELEM	14
DISNEY ELEM	13
DON STROH ADMIN CTR	41
EZRA MILLARD ELEM	15
HARVEY OAKS ELEM	18
HITCHCOCK ELEM	13
HOLLING HEIGHTS ELEM	17
KIEWIT MIDDLE SCH	44
MIDSCH ALT PRG CMS-A	3
MLC / HORIZON	11
MONTCLAIR ELEM	38
MORTON ELEM	21
NEIHARDT ELEM	15
NORRIS ELEM	12
NORTH HIGH	96
NORTH MIDDLE SCH	37
REAGAN ELEM	10
REEDER ELEM	14
ROCKWELL ELEM	19
ROHWER ELEM	18
RON WITT SSC	33
RUSSELL MIDDLE SCH	41
SANDOZ ELEM	17
SOUTH HIGH	79
SUPPORT SERVICE CTR	35
TRANSPORTATION CMS-A	35
UPCHURCH ELEM	14
WEST HIGH	91
WHEELER ELEM	17
WILLOWDALE ELEM	17
YNG ADULT PRG CMS-A	10
	56.6

Potential Retirees in Next Five Years

PerEmpType	Age	Years in Dist	Count Employees	
A	64.0	23.0	1	
	Admin	59.0	32.6	1
		25.0	1	
		21.0	1	
	58.0	30.0	1	
		24.0	1	
C	70.0	21.0	1	
	69.0	34.0	1	
	Teacher	68.0	24.0	1
		67.0	34.0	1
		66.0	44.0	1
	65.0	26.5	1	
		30.0	1	
		22.8	1	
	64.0	22.0	1	
		21.0	1	
		38.0	1	
	63.0	29.0	1	
		27.0	1	
		26.5	1	
	62.0	21.0	1	
		20.0	2	
		37.0	1	
		35.0	1	
		26.0	1	
	61.0	21.0	1	
		20.0	1	
		36.0	1	
		29.0	1	
		27.0	1	
		26.0	1	
		25.5	1	
		24.7	1	
		23.6	1	
	23.0	2		
	60.0	22.0	1	
		37.0	1	
		31.0	1	
		27.0	1	
26.0		1		
25.6		1		
23.5		1		
23.1		1		
23.0	1			

Potential Retirees in Next Five Years

PerEmpType	Age	Years in Dist	Count Employees
C	59.0	34.0	2
		31.0	1
		28.0	1
		26.0	3
		25.0	1
		24.5	1
		24.0	1
		22.0	1
		21.6	1
		21.0	1
	20.7	1	
	58.0	35.5	1
		31.0	1
		30.6	1
		27.0	2
		26.0	1
		25.0	1
		24.0	1
		23.7	1
		21.6	1
21.4		1	
21.0	3		
E	68.0	39.0	1
Nurse	61.0	21.0	1

Staff Terminations September 1, 2010 through August 31, 2011

Reason	Admin	Tchr	Nurse	PTS	PTH	Para	Cust	Fd Srv
Continuing Education		5			1	1	1	1
Contract Expired		2			1			
Deceased	1	1			1			
Employment Outside Education	1				2	3	3	
Personal / Family Reasons		9		2	1	5	1	1
Personal Health						3		
Job Dissatisfaction						1		
Long-term Disability								
Miscellaneous Resignation		2			4	7		
Other Education Job		14				3		
Performance				1			3	
Relocation	1	24			3	4	2	3
Resigned	1	7					1	1
Retired	2	9			1	10	5	5
Sabbatical Leave								
Unpaid Leave of Absence								
Reduction in Force							1	
Voluntary Early Separation	1	41	1					
Total	7	114	1	3	14	37	17	11

<i>Total as a % of 10-11 Staff</i>	8.0%	6.8%	6.7%	6.1%	7.7%	9.1%	8.8%	6.6%
------------------------------------	------	------	------	------	------	------	------	------

History

2009-2010	3.4%	6.7%	6.7%	4.1%	7.7%	11.9%	5.7%	7.8%
2008-09	6.9%	7.3%	6.7%	10.2%	3.8%	10.9%	9.3%	5.4%
2007-08	4.6%	8.4%	6.7%	8.2%	14.8%	19.0%	9.8%	12.0%
2006-07	10.6%	9.7%	6.8%	17.8%	12.0%	27.7%	10.6%	18.1%
2005-06	4.7%	9.9%	0.0%	4.7%	12.0%	34.2%	11.1%	15.7%
2004-05	11.4%	10.2%	7.1%	20.0%	11.3%	22.1%	11.0%	14.4%
2003-04	8.9%	7.8%	7.1%	0.0%	14.3%	16.1%	10.4%	16.3%
2002-03	4.9%	8.0%	0.0%	5.0%	10.2%	17.9%	7.1%	12.0%

Teacher Retention for the Last 5 Years

Year	06-07		07-08		08-09		09-10		10-11	
Description	Rookies	All Hires	Rookies	All Hires	Rookies	All Hires	Rookies	All Hires	Rookies	All Hires
# of New Hires	61	175	80	198	59	173	70	141	48	98
# leaving end of 06-07	2	6								
# leaving end of 07-08	2	16	3	6						
# leaving end of 08-09	5	13	4	16	1	4				
# leaving end of 09-10	4	6	8	17	6	14	8	10		
# leaving end of 10-11	3	6	1	6	3	8	7	8	3	6
First Year Retention Percent	96.7%	96.6%	96.3%	97.0%	98.3%	97.7%	88.6%	92.9%	93.8%	93.9%
# Still on Contract Current	45	128	64	153	49	147	55	123	45	92
Total Resignations Current	16	47	16	45	10	26	15	18	3	6
Percent Retained Current	74%	73%	80%	77%	83%	85%	79%	87%	94%	94%

One Year Retention Glance (Hired and Resigned in 2010-2011)

<u>Description</u>	<u>Number</u>	<u>Percent</u>
Contract Expired	2	2.04%
Miscellaneous/Unknown	1	1.02%
Relocation	3	3.06%
Total Leaving	6	6.1%

Date: 9/28/2011

Applicant Count 8/1/2010 --8/1/2011

Hire Status	Status definition	Applicant Total
ACT		3
ACTN	Hired	20
ANR	Not Recommended	34
APNA	Not Available	23
APPL	Not Hired	2
APPX	Expired	2
APST	Sub/Applicant	4
FSD	Hired	113
WEA	Not Hired	1146
Total Applicant Count		1347

Date: 10/3/2011

Positions applied for 2010-11

Class Cd	Title	ACTN	ANR	APNA	APPL	APST	FSD	WEA
C011	MONTESSORI PRESCHOOL TCHR		3				2	21
C051	PRESCHOOL TEACHER	1	6				3	48
C081	MONTESSORI PRE/KDG TCHR						1	
C091	KINDERGARTEN TEACHER	4	14	1	2		14	179
C111	GRADE 1 TEACHER	5	17	5	2	2	21	291
C121	GRADE 2 TEACHER	6	18	5	2	2	27	331
C131	GRADE 3 TEACHER	6	19	4	2	2	28	333
C141	GRADE 4 TEACHER	4	21	3	2	2	31	307
C151	GRADE 5 TEACHER	4	18	1	1	2	27	276
C162	GRADE 6 TEACHER	2	6		1		9	135
C301	CORE TEACHER	1		2			3	22
C302	CORE TEACHER							1
C311	MONTESSORI 4/5 TEACHER		5	1			3	46
C312	MONTESSORI TEACHER							4
C321	ART TEACHER		1				2	17
C322	ART TEACHER	1	1				2	20
C323	ART TEACHER		1				1	26
C333	BUSINESS TEACHER	2					1	23
C352	LANGUAGE ARTS TEACHER	3	2	1			8	70
C353	LANGUAGE ARTS TEACHER	2	3	1			9	87
C35D	DRAMA/SPEECH TEACHER HS						2	3
C35J	JOURNALISM TEACHER HS						1	3
C362	READING TEACHER	1	1				3	23
C363	READING TEACHER							7
C382	WORLD LANGUAGE TEACHER							1
C383	WORLD LANGUAGE TEACHER							1
C38G	GERMAN TEACHER MS						2	3
C38L	LATIN TEACHER HS							1
C38S	SPANISH TEACHER MS			1			2	9
C3GH	GERMAN TEACHER HS						2	7
C3SH	SPANISH TEACHER HS	1		2			4	15
C412	FAMILY CONSUMER SCI TCHR			1			6	13
C413	FAMILY CONSUMER SCI TCHR			1			5	11
C432	INDUSTRIAL TECH TEACHER							1
C433	INDUSTRIAL TECH TEACHER						3	5
C452	COMPUTER TEACHER						1	11

Date: 10/3/2011

Positions applied for 2010-11

Class Cd	Title	ACTN	ANR	APNA	APPL	APST	FSD	WEA
C453	COMPUTER TEACHER						1	3
C462	MATH TEACHER	4	1	2		1	6	55
C463	MATH TEACHER	3	1	2			4	44
C472	SCIENCE TEACHER			3			8	58
C473	SCIENCE TEACHER	1		3			4	35
C492	SOCIAL STUDIES TEACHER	2	2	2		1	12	102
C493	SOCIAL STUDIES TEACHER	1	1	2			3	99
C513	NEW FRONTIER TEACHER							4
C531	VOCAL MUSIC TEACHER		2				1	31
C532	VOCAL MUSIC TEACHER						1	13
C533	VOCAL MUSIC TEACHER						1	13
C541	INSTR MUSIC TEACHER							14
C551	ORCHESTRA TEACHER							1
C572	HEALTH TEACHER						2	11
C591	PHYSICAL ED TEACHER		1	1			4	25
C592	PHYSICAL ED TEACHER		1	1			3	37
C593	PHYSICAL ED TEACHER		1	1			2	33
C611	ELEM COUNSELOR		1				3	7
C612	MDL SCH COUNSELOR		1				1	7
C613	HIGH SCH COUNSELOR		1				3	9
C621	MEDIA SPECIALIST						1	24
C622	MEDIA SPECIALIST						1	5
C623	MEDIA SPECIALIST							6
C631	READ TEACHER			1			1	14
C641	EARLY LIT INT (ELI) TCHR						4	26
C662	ESL TEACHER							1
C663	ESL TEACHER							1
C661	ELL TEACHER		1	2				27
C671	CHAPTER 1 TEACHER	1	2				1	27
C682	HIGH ABILITY LRNER TCH							3
C733	INSTRUCTIONAL DEPT HEAD							1
C791	INTERVENTIONIST		1			1	3	23
C823	SPED ADAPTIVE PE TEACHER							1
C831	SPED RESOURCE TEACHER		4	7			12	70
C832	SPED RESOURCE TEACHER	1					5	32
C833	SPED RESOURCE TEACHER						5	23

Date: 10/3/2011

Positions applied for 2010-11

Class Cd	Title	ACTN	ANR	APNA	APPL	APST	FSD	WEA
C841	MULTI CAT SPED TCHR ELM		1	1			4	16
C842	MULTI CAT SPED TCHR MS						2	8
C843	MULTI CAT SPED TCHR HS						2	11
C851	SPED MH TEACHER		1				5	12
C852	SPED MH TEACHER						2	7
C853	SPED MH TEACHER						2	13
C861	SPED BD TEACHER			1		1	2	11
C862	SPED BD TEACHER			1				9
C863	SPED BD TEACHER						1	7
C873	SPED VOC SPEC NEEDS TCHR		1				1	5
C883	SPED MLC TEACHER							10
C900	SPEECH PATHOLOGIST PRESCH							1
C901	SPEECH PATHOLOGIST	1					3	12
C913	SPED VISION IMPAIRED TCHR							1
C931	SPED INFANT TEACHER		1				1	4
C941	SPED PRESCHOOL TEACHER		1				2	10
C953	SPED HOMEBOUND TEACHER		1					4
C963	YOUNG ADULT TEACHER							7
C971	SCHOOL PSYCHOLOGIST							13
E20I	SCHOOL NURSE						2	27

Millard Public Schools Recruiting Report

2010-11

Our Human Resources staff attended numerous recruiting events throughout the year. Many of our teaching positions were filled by candidates we met at these events.

August 2010	UNO Student Teacher Panel
October 2010	Millard Public Schools Student Teacher Interview Day
October 2010	UNL Fall Interview Day for Educators
October 2010	Nebraska Wesleyan Education Interview Day
January 2011	UNO Student Teacher Symposium
February 2011	Millard Public Schools Student Teacher Interview Day
February 2011	Doane College Interview Day
March 2011	Creighton Interview Day
March 2011	Wayne State College Education Interview Day
March 2011	University of Iowa Interview Fair
March 2011	UNO Education Fair
March 2011	Nebraska Wesleyan Education Interview Day
March 2011	University of Northern Iowa Interview Fair
March 2011	UNK Employment Fair
March 2011	UNL Interview Day for Educators

New Hire Facts**2011-12****98 New Hires****Colleges:**

UNO

UNL

UNK

Chadron State

College of St. Mary

Creighton

Doane

Hastings

Peru State

UNK

Northwest MO State

Brigham Young

Iowa State

Luther College

Dordt College

Michigan State

University of Northern Colorado

University of Arizona

University of Georgia

University of Iowa

University of Minnesota

University of Nevada

University of Northern Iowa

University of Wyoming

Utah State

Retreads: 5 (Worked in Millard, left, and then came back)

Masters or higher: 32

First Year Teachers: 48

Most experienced: 32 years

Total Number of Years Experience: 383

About the staff.....

- In 24 years of teaching has won nine state championships in debate
- Former NFL football player
- Various volunteers:
 - Boys and Girls Club
 - Big Brothers and Big Sisters
 - Red Cross
 - Guatamala special needs camp
 - athletic coaches
 - church youth group leaders

Excerpts from applications of some new hires to MPS:

“I am interested in working for Millard Public Schools because I want to be part of educating middle school students and making them the best they can be. I want to give them opportunities to succeed and I know that MPS is the best place for that.”

“Above all else, I am passionate about teaching and learning....the look on students’ faces when they finally get something is priceless to me.”

“I believe that all students have the ability to be successful. They are all able to learn, some just need to be taught in a specialized manner. Assisting students in acquiring the skills necessary to be successful citizens is very important to me as well.”

Student Teacher Placements 2010-11

MIDDLE SCHOOL

<u>Teaching Area</u>	<u>AMS</u>	<u>CMS</u>	<u>KMS</u>	<u>NMS</u>	<u>RMS</u>	<u>BMS</u>	<u>TOTAL</u>
Grade 6			2				2
Art				1			1
Business							0
Counseling							0
English	1		2	2		1	6
World Language				2			2
Health							0
Family Con Science				1	1		2
Industrial Arts							0
Math				1	1		2
Media					1		1
Music							0
Nurse							0
Physical Education	2		1		1		4
Science						1	1
Social Studies	2		1	2			5
SPED	1	1			2		4
TOTAL	6	1	6	9	6	2	30

HIGH SCHOOL

<u>Teaching Area</u>	<u>SOUTH</u>	<u>NORTH</u>	<u>WEST</u>	<u>TOTAL</u>
Art		1		1
Business	2	2	1	5
Counseling				0
English	1	1	1	3
ESL	1			1
World Language	1			1
Health				0
Family Con Science		1	2	3
Industrial Tech	1			1
Math	1	3		4
Media				0
Music	2	1	3	6
Nurse				0
Physical Education	1	1		2
Science		1	1	2
Social Studies	1	2	4	7
SPED				0
TOTAL	11	13	12	36

Student Teacher Placements 2010-11 (continued)

<u>ELEMENTARY</u>	<u>Pre-K</u>	<u>K</u>	<u>1-3</u>	<u>4,5</u>	<u>Spec.</u>	<u>Total</u>
Abbott			2	3		5
Aldrich				1	2	3
Ackerman		1	1	1	1	4
Black Elk		2	2		1	5
Bryan						0
Cather		1				1
Cody				1		1
Cottonwood				1		1
Disney			2	1		3
Harvey Oaks		1	2	1	1	5
Hitchcock					1	1
Holling Heights						0
Ezra Millard		2			1	3
Montclair	1		1	2	1	5
Morton						0
Neihardt			1	1	1	3
Norris						0
Reagan			2	1		3
Reeder			3	1	1	5
Rockwell			3			3
Rohwer						0
Sandoz					1	1
Upchurch			1	1	2	4
Wheeler				2		2
Willowdale					3	3
TOTAL	1	7	20	17	16	61
<u>TEACHING AREA</u>	<u>UNO</u>	<u>UNL</u>	<u>UNK</u>	<u>WAYNE</u>	<u>OTHER</u>	<u>TOTAL</u>
Elementary	24	9	1	1	14	49
Secondary	27	12	1	3	21	64
SPED/Counseling	5	0	0	1	1	7
TOTAL	56	21	2	5	36	120

Days Absent by Reason by Employee Group 2010-11

Reason	Admin	Teachers	Nurses	ProfTechS	ProfTechH	EdPara	CustMaint	Food Serv
Personal Illness	161.5	4,905.2	19.0	172.5	861.5	1,165.0	1,313.4	607.2
Family Illness	107.5	3,172.3	13.0	111.5	281.8	622.2	186.7	277.0
Business/Emergency	30.5	1,399.3	17.0	38.5	160.3	295.6	223.3	100.0
Personal	-	654.3	3.5	-	-	-	-	-
Bereavement	21.5	466.5	2.0	14.0	55.1	99.6	73.8	58.4
Family Medical Lv	142.0	5,086.7	8.0	130.5	14.5	-	61.0	-
Total Days	463	15,684	63	467	1,373	2,182	1,858	1,043
Mean Avg Days/Employee	5.14	9.06	4.17	8.27	7.87	7.06	9.26	7.31
% of Scheduled Work	2.3%	4.7%	2.1%	3.7%	3.6%	3.8%	4.1%	4.0%
2009-10	2.3%	4.4%	4.0%	3.2%	3.4%	4.2%	4.3%	3.9%
2008-09	1.9%	4.2%	3.5%	4.3%	3.3%	3.6%	3.5%	4.3%
2007-08	1.7%	4.2%	3.0%	3.6%	3.4%	3.7%	3.8%	4.4%
2006-07	1.3%	4.2%	3.0%	4.7%	3.7%	3.9%	3.7%	3.6%
2005-06	1.9%	4.0%	2.1%	3.8%	3.1%	3.7%	3.7%	3.6%
2004-05	2.0%	4.3%	3.4%	4.6%	3.4%	4.5%	4.0%	4.4%
2003-04	1.8%	4.3%	2.7%	3.7%	3.5%	3.8%	3.9%	4.0%
2002-03	1.3%	4.1%	3.8%	3.6%	5.1%	3.6%	4.1%	4.6%
2001-02	1.4%	3.7%	2.2%	3.5%	3.2%	3.7%	4.0%	4.4%

Scheduled Absences

Vacation	766.0	-	-	328.5	989.4	-	2,398.6	9.2
Military	-	18.0	-	-	-	-	-	-
Union	-	26.0	-	-	-	-	-	-
Jury/Election	3.0	43.0	-	0.5	9.5	4.7	3.6	2.1
Professional	237.0	6,164.5	8.0	131.5	6.0	0.9	3.0	-
Retirement Seminar	2.0	15.0	-	-	7.8	5.7	3.0	3.9
Misc/Administrative	50.5	301.0	6.0	10.5	-	-	24.4	-
Total Scheduled Days	1,058.5	6,567.5	14.0	471.0	1,012.7	11.3	2,432.6	15.2

Teacher Professional Leave Days

		Avg
2010-11	6,165	3.6
2009-10	6,681	3.9
2008-09	5,967	3.6
2007-08	6,009	3.7
2006-07	5,701	3.6
2005-06	5,034	3.3
2004-05	5,012	3.4
2003-04	5,036	3.4
2002-03	5,137	3.5

Personnel Distribution History

School Year	F.T.E.						Total Staff	Total Students	Ratios			
	Adm	Tch	Nur	PT/EP	FS	CM			Stu/ Staff	Stu/ Tea	Staff/ Adm	Tch/ Adm
78-79	45	585	5	154	56	80	924	11,067	12.0	18.9	19.5	13.0
79-80	49	641	6	167	56	96	1,014	11,748	11.6	18.3	19.9	13.2
80-81	49	666	6	178	63	95	1,057	12,077	11.4	18.1	20.6	13.6
81-82	54	696	6	191	69	107	1,122	12,500	11.1	18.0	20.0	13.0
82-83	54	707	6	178	74	107	1,125	12,821	11.4	18.1	20.0	13.2
83-84	55	746	6	175	71	108	1,161	13,385	11.5	17.9	20.1	13.6
84-85	56	789	6	218	70	108	1,248	13,877	11.1	17.6	21.3	14.1
85-86	60	835	6	218	77	108	1,305	14,292	11.0	17.1	20.7	13.9
86-87	61	870	7	236	76	111	1,361	14,879	10.9	17.1	21.4	14.3
87-88	60	886	7	243	77	110	1,384	15,289	11.0	17.3	22.1	14.8
88-89	64	947	8	248	78	110	1,455	15,722	10.8	16.6	21.7	14.8
89-90	70	980	8	261	81	118	1,518	16,248	10.7	16.6	20.7	14.0
90-91	71	1012	8	276	81	119	1,567	16,728	10.7	16.5	21.1	14.3
91-92	74	1068	9	319	83	123	1,676	17,198	10.3	16.1	21.6	14.4
92-93	77	1115	9	333	83	126	1,742	17,411	10.0	15.6	21.8	14.6
93-94	82	1133	9	351	84	131	1,789	17,594	9.8	15.5	20.9	13.9
94-95	82	1191	10	377	94	139	1,894	17,637	9.3	14.8	22.2	14.6
95-96	82	1229	11	423	110	139	1,994	17,988	9.0	14.6	23.5	15.1
96-97	82	1254	12	441	115	135	2,038	18,380	9.0	14.7	23.9	15.3
97-98	77	1283	12	448	115	128	2,062	18,678	9.1	14.6	25.8	16.7
98-99	79	1317	12	502	117	149	2,176	18,736	8.6	14.2	26.5	16.7
99-00	80	1362	13	511	125	162	2,252	18,698	8.3	13.7	27.2	17.0
00-01	80	1394	13	541	137	162	2,327	18,828	8.1	13.5	28.1	17.4
01-02*	81	1446	13	473	115	166	2,293	18,917	8.2	13.1	27.3	17.9
02-03	81	1455	13	482	115	169	2,315	19,084	8.2	13.1	27.6	18.0
03-04	79	1460	13	485	119	167	2,323	19,497	8.4	13.4	28.4	18.5
04-05	82	1476	13	475	125	173	2,344	19,972	8.5	13.5	27.6	18.0
05-06	85	1529	14	494	127	182	2,432	20,469	8.4	13.4	27.6	18.0
06-07	85	1582	15	507	127	180	2,495	21,120	8.5	13.4	28.4	18.6
07-08	87	1633	15	510	132	188	2,581	22,041	8.6	13.5	28.5	18.8
08-09	88	1671	15	529	137	198	2,638	22,129	8.4	13.2	29.0	19.0
09-10	88	1693	15	539	139	201	2,675	22,593	8.4	13.3	29.4	19.2
10-11	90	1731	15	540	143	201	2,719	22,755	8.4	13.1	29.2	19.2
11-12	87	1712	15	539	143	197	2,695	23,050	8.6	13.5	29.9	19.7

Change

	Adm	Tch	Nur	PT/EP	FS	CM	Staff	Students
1977-10	42	1,127	10	385	87	118	1,771	11,983

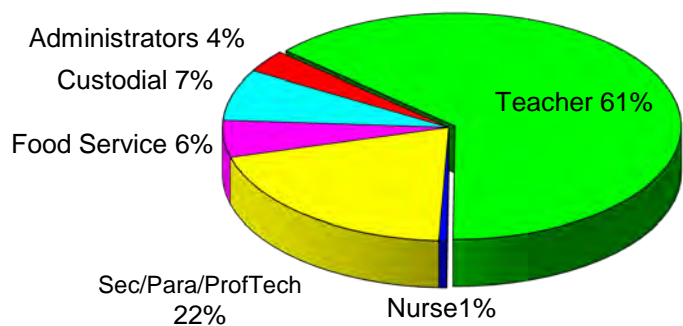
% Change

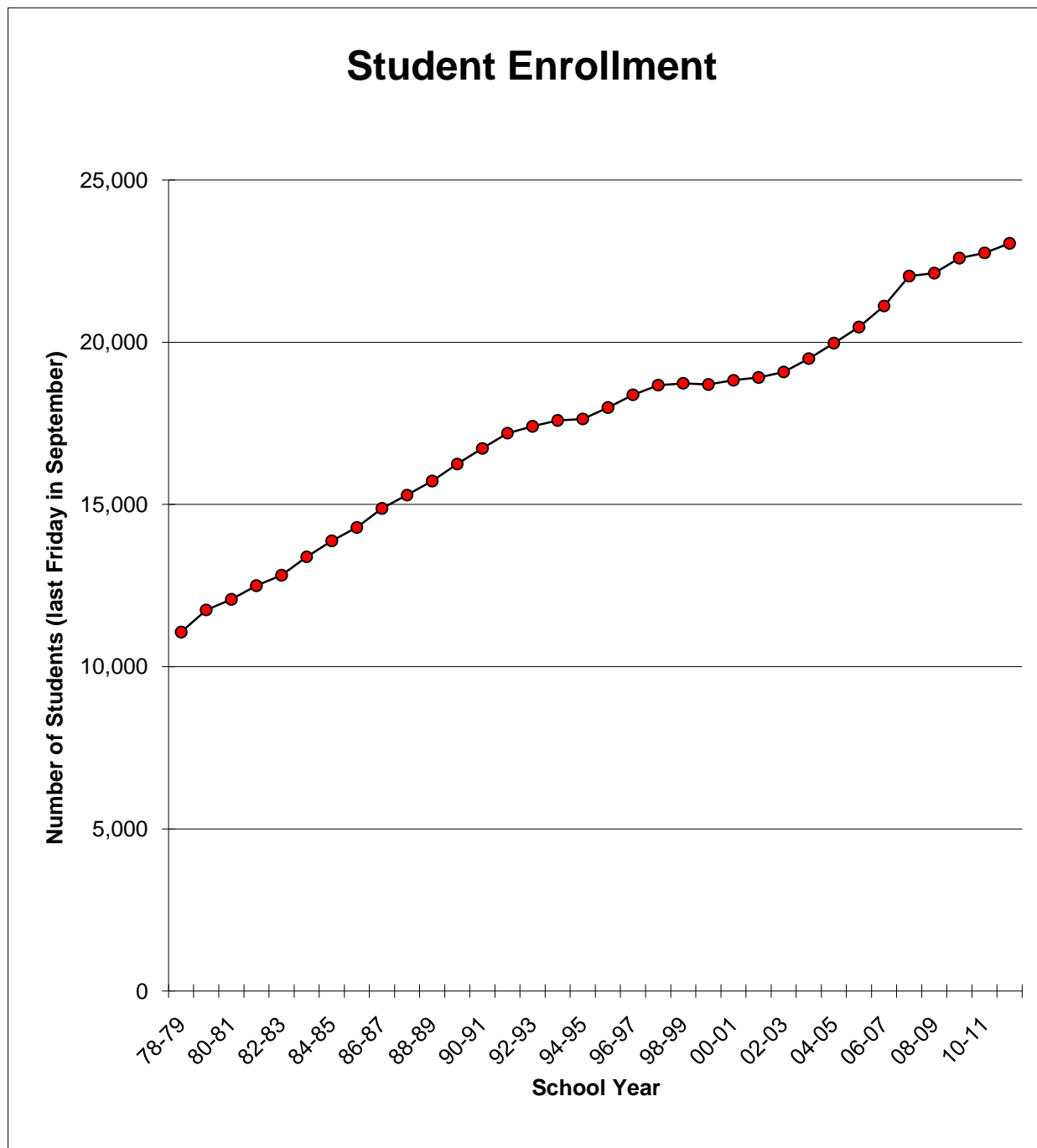
	Adm	Tch	Nur	PT/EP	FS	CM	Staff	Students
1977-10	93%	193%	198%	250%	156%	148%	192%	108%

* FTE for paras changed from 5.5 to 8 hours per day = 1 FTE

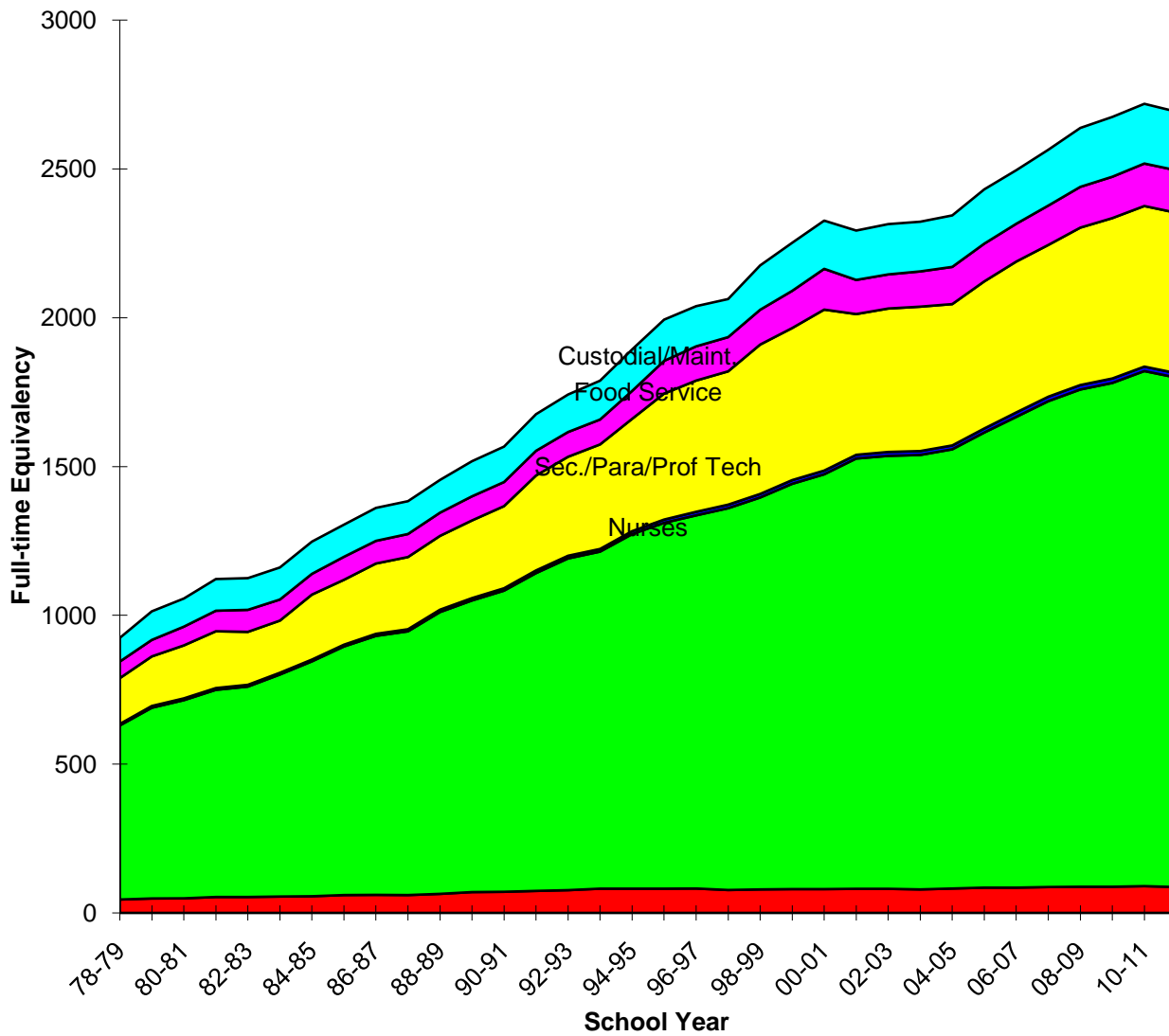
* FTE for food service changed from 6.5 to 8 hours per day = 1 FTE

Personnel Distribution 2011-12





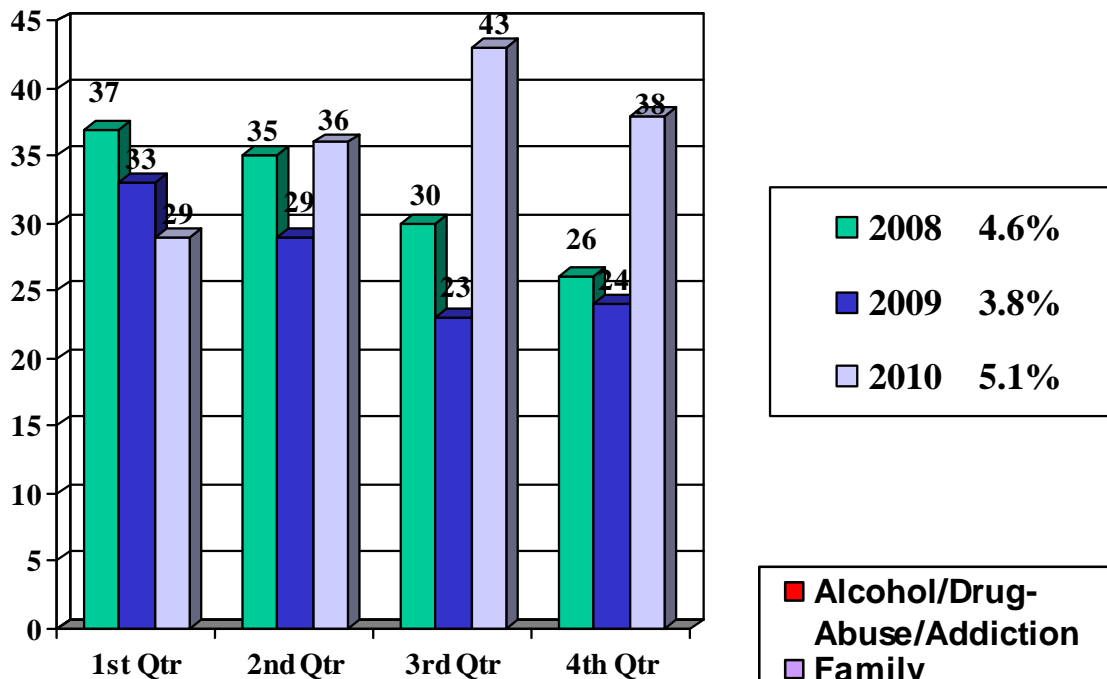
Personnel Distribution History





Millard Public Schools August 1, 2010 – July 31, 2011

Utilization



Type of Issue

