

**NOTICE OF MEETING**

Notice is hereby given of a Board of Education meeting of School District No. 17, in the County of Douglas, which will be held at 6:00 p.m. on **Monday, September 17, 2012** at 5606 South 147th Street, Omaha, Nebraska.

Agenda for such meeting, kept continuously current, is available for public inspection at the office of the superintendent at 5606 South 147th Street, Omaha, Nebraska.

Michael Kennedy,  
Secretary

9-14-12

**THE DAILY RECORD  
OF OMAHA**

**LYNDA K. HENNINGSEN, Publisher  
PROOF OF PUBLICATION**

UNITED STATES OF AMERICA, }  
The State of Nebraska, } ss.  
District of Nebraska, }  
County of Douglas, }  
City of Omaha, }

**J. BOYD**


being duly sworn, deposes and says that she is

**LEGAL EDITOR**

of **THE DAILY RECORD**, of Omaha, a legal newspaper, printed and published daily in the English language, having a bona fide paid circulation in Douglas County in excess of 300 copies, printed in Omaha, in said County of Douglas, for more than fifty-two weeks last past; that the printed notice hereto attached was published in **THE DAILY RECORD**, of Omaha, on \_\_\_\_\_

September 14, 2012

That said Newspaper during that time was regularly published and in general circulation in the County of Douglas, and State of Nebraska.




\_\_\_\_\_  
Subscribed in my presence and sworn to before

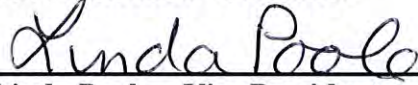
**ACKNOWLEDGMENT OF RECEIPT  
OF NOTICE OF MEETING**

The undersigned members of the Board of Education of Millard, District #017, Omaha, Nebraska, hereby acknowledge receipt of advance notice of a meeting of said Board of Education and the agenda for such meeting held at \_\_\_\_\_ 6:00 \_\_\_\_\_ P.M. on \_\_\_\_\_ SEPTEMBER 17, \_\_\_\_\_ 2012, at Don Stroh Administrative Center \_\_\_\_\_ 5606 South 147th Street \_\_\_\_\_ Omaha, NE 68137 \_\_\_\_\_

Dated this \_\_\_\_\_ 17TH \_\_\_\_\_ day of \_\_\_\_\_ SEPTEMBER \_\_\_\_\_, 2012.

  
\_\_\_\_\_


**Dave Anderson - President**

  
\_\_\_\_\_


**Linda Poole - Vice President**

\_\_\_\_\_  
  
\_\_\_\_\_

**Mike Kennedy - Secretary**


\_\_\_\_\_  
  
\_\_\_\_\_

**Mike Pate**

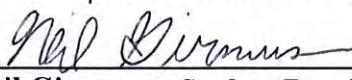
  
\_\_\_\_\_

**Patrick Ricketts - Treasurer**

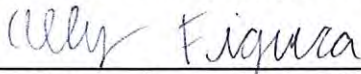
\_\_\_\_\_  
**Todd Clarke**

  
\_\_\_\_\_

**Casey Waughn - Student Rep. Millard North**

  
\_\_\_\_\_

**Neil Girmaus - Student Rep. Millard South**

  
\_\_\_\_\_

**Allyson Figura - Student Rep. Millard West**

BOARD OF EDUCATION MEETING

September 17, 2012

NAME:

REPRESENTING:

|                  |                             |
|------------------|-----------------------------|
| Bark Walker      | Ed. Services                |
| Margo Livingston | Robwer/Leadership           |
| Holly Mains      | BMS /Leadership             |
| Cody Roberts     | IBEW Local 22               |
| Sarah Rygol      | Ackerman/Leadership         |
| Nicole Burton    | Ackerman / Leadership Acad. |
| Paul Schutte     | MEA                         |
| Jin Klassen      | Leadership / Skills         |
| NICOLE EMERY     | MHS                         |
| Jared Emery      | MHS                         |



*BOARD OF EDUCATION*  
MEETING



*SEPTEMBER 17, 2012*

BOARD OF EDUCATION  
MILLARD PUBLIC SCHOOLS  
OMAHA, NEBRASKA

BOARD MEETING  
6:00 P.M.

STROH ADMINISTRATION CENTER  
5606 SOUTH 147th STREET  
September 17, 2012

AGENDA

A. Call to Order

**The Public Meeting Act is posted on the Wall and Available for Public Inspection**

B. Pledge of Allegiance

C. Roll Call

D. Public Comments on agenda items – This is the proper time for public questions and comments on agenda items only. Please make sure a request form is given to the Board President before the meeting begins.

E. Routine Matters

1. \*Approval of Board of Education Minutes – September 4, 2012
2. \*Approval of Bills
3. \*Receive the Treasurer's Report and Place on File

F. Information Items

1. Superintendent's Comments
2. Board Comments/Announcements
3. Report from Student Representatives

G. Unfinished Business:

1. Approval of Policy 1235 – Community Relations – Conduct on District Property

H. New Business

1. Approval of Rule 1235.1 – Community Relations – Conduct on District Property
2. Approval of Rule 2100.1 – Administration – Superintendent of Schools
3. Approval of Rule 5400.5 – Student Services – Student Discipline: Academic Credit for Expelled Students and Students Suspended for Ten School Days or More through Alternative Courses or Programs
4. Approval of Personnel Actions: Resignation

I. Reports

1. Advanced Placement Program Report
2. Dual Enrollment Programs Report
3. Class of 2012 Exiting Senior Survey Report
4. Open Enrollment Report

J. Future Agenda Items/Board Calendar

1. Committee of the Whole Meeting on Monday, September 24, 2012 at 6:00 p.m. at the Don Stroh Administration Center, 5606 South 147<sup>th</sup> Street
2. Board of Education Meeting on Monday, October 1, 2012 at 6:00 p.m. at the Don Stroh Administration Center, 5606 South 147<sup>th</sup> Street
3. Board of Education Meeting on Monday, October 15, 2012 at 6:00 p.m. at the Don Stroh Administration Center, 5606 South 147<sup>th</sup> Street
4. Board of Education Meeting on Monday, November 5, 2012 at 6:00 p.m. at the Don Stroh Administration Center, 5606 South 147<sup>th</sup> Street
5. Committee of the Whole Meeting on Monday, November 12, 2012 at 6:00 p.m. at the Don Stroh Administration Center, 5606 South 147<sup>th</sup> Street
6. Board of Education Meeting on Monday, November 19, 2012 at 6:00 p.m. at the Don Stroh Administration Center, 5606 South 147<sup>th</sup> Street

7. Board of Education Meeting on Monday, December 3, 2012 at 6:00 p.m. at the Don Stroh Administration Center, 5606 South 147<sup>th</sup> Street
  8. Board of Education Meeting on Monday, December 17, 2012 at 6:00 p.m. at the Don Stroh Administration Center, 5606 South 147<sup>th</sup> Street
- K. Public Comments - This is the proper time for public questions and comments on any topic. Please make sure a request form is given to the Board President before the meeting begins.
- L. Adjournment:

All items indicated by an asterisk (\*) will comprise the Consent Agenda and may be acted on in a single motion. Items may be deleted from the Consent Agenda by request of any board member.

BOARD OF EDUCATION  
MILLARD PUBLIC SCHOOLS  
OMAHA, NEBRASKA

BOARD MEETING  
6:00 P.M.

STROH ADMINISTRATION CENTER  
5606 SOUTH 147TH STREET  
September 17, 2012

ADMINISTRATIVE MEMORANDUM

A. Call to Order

**The Public Meeting Act is posted on the Wall and Available for Public Inspection**

B. Pledge of Allegiance

C. Roll Call

D. Public Comments on agenda items - This is the proper time for public questions and comments on agenda items only. Please make sure a request form is given to the Board President prior to the meeting.

\*E.1. Motion by \_\_\_\_\_, seconded by \_\_\_\_\_, to approve the Board of Education Minutes – September 4, 2012 (See enclosure.)

\*E.2. Motion by \_\_\_\_\_, seconded by \_\_\_\_\_, to approve the bills. (See enclosures.)

\*E.3. Motion by \_\_\_\_\_, seconded by \_\_\_\_\_, to receive the Treasurer's Report and Place on File. (See enclosure.)

F.1. Superintendent's Comments

F.2. Board Comments/Announcements

F.3. Report from Student Representatives

G.1. Motion by \_\_\_\_\_, seconded by \_\_\_\_\_, to approve Policy 1235 – Community Relations – Conduct on District Property (See enclosure.)

H.1. Motion by \_\_\_\_\_, seconded by \_\_\_\_\_, to approve Rule 1235.1 – Community Relations – Conduct on District Property (See enclosure.)

H.2. Motion by \_\_\_\_\_, seconded by \_\_\_\_\_, to approve Rule 2100.1 – Administration – Superintendent of Schools (See enclosure.)

H.3. Motion by \_\_\_\_\_, seconded by \_\_\_\_\_, to approve Rule 5400.5 – Student Services – Student Discipline: Academic Credit for Expelled Students and Students Suspended for Ten School Days or More through Alternative Courses or Programs (See enclosure.)

H.9. Motion by \_\_\_\_\_, seconded by \_\_\_\_\_, to approve Personnel Actions: Resignation (See enclosure.)

I. Reports:

1. Advanced Placement Program Report
2. Dual Enrollment Programs Report
3. Exiting Senior Survey Report – Class of 2012
4. Open Enrollment Report

J. Future Agenda Items/Board Calendar

1. Committee of the Whole Meeting on Monday, September 24, 2012 at 6:00 p.m. at the Don Stroh Administration Center, 5606 South 147<sup>th</sup> Street
2. Board of Education Meeting on Monday, October 1, 2012 at 6:00 p.m. at the Don Stroh Administration Center, 5606 South 147<sup>th</sup> Street

3. Board of Education Meeting on Monday, October 15, 2012 at 6:00 p.m. at the Don Stroh Administration Center, 5606 South 147<sup>th</sup> Street
  4. Board of Education Meeting on Monday, November 5, 2012 at 6:00 p.m. at the Don Stroh Administration Center, 5606 South 147<sup>th</sup> Street
  5. Committee of the Whole Meeting on Monday, November 12, 2012 at 6:00 p.m. at the Don Stroh Administration Center, 5606 South 147<sup>th</sup> Street
  6. Board of Education Meeting on Monday, November 19, 2012 at 6:00 p.m. at the Don Stroh Administration Center, 5606 South 147<sup>th</sup> Street
  7. Board of Education Meeting on Monday, December 3, 2012 at 6:00 p.m. at the Don Stroh Administration Center, 5606 South 147<sup>th</sup> Street
  8. Board of Education Meeting on Monday, December 17, 2012 at 6:00 p.m. at the Don Stroh Administration Center, 5606 South 147<sup>th</sup> Street
- K. Public Comments - This is the proper time for public questions and comments on any topic. Please make sure a request form is given to the Board President before the meeting begins.
- L. Adjournment All items indicated by an asterisk (\*) will comprise the Consent Agenda and may be acted on in a single motion. Items may be deleted from the Consent Agenda by request of any board member.



## MILLARD PUBLIC SCHOOLS SCHOOL DISTRICT NO. 17

A meeting was held of the Board of Education of the School District No. 17, in the County of Douglas in the State of Nebraska. The meeting was convened in open and public session at 6:00 p.m., Monday, September 4, 2012, at the Don Stroh Administration Center, 5606 South 147<sup>th</sup> Street.

Present: Dave Anderson, Mike Pate, Linda Poole, Patrick Ricketts, Mike Kennedy and Todd Clarke

Notice of this meeting was given in advance thereof by publication in the Daily Record on Friday, August 31, 2012; a copy of the publication is being attached to these minutes. Notice of this meeting was given to all members of the Board of Education and a copy of their Acknowledgment of Receipt of Notice and the agenda are attached to these minutes. Availability of the agenda was communicated in advance notice and in the notice of the Board of Education of this meeting. All proceedings hereafter shown were taken while the convened meeting was open to the attendance of the public.

---

At 6:00 p.m. Dave Anderson called the meeting to order and announced the Public Meeting Act is posted on the wall and available for public inspection. Mr. Anderson asked everyone to say the Pledge of Allegiance

Roll call was taken and members present were Dave Anderson, Linda Poole, Mike Pate, Patrick Ricketts, Mike Kennedy and Todd Clarke.

Motion by Mike Kennedy, seconded by Linda Poole, to approve the Board of Education Minutes from August 6, 2012 to approve the bills, and receive the treasurer's report and place on file, upon roll call vote, all members voted aye. Motion carried.

### Superintendent's Comments:

1. The visit with the Governor, Senator Adams and Commissioner Breed went very well. Dr. Lutz commented that the group stayed for almost two hours and were very engaged. They asked lots questions and were impressed with Millard's planning process and results. Mark Feldhausen has a power point he will share if you are interested in seeing it.
2. According to the enrollment report, we are up approximately 240 kids which is a little over 1 %. That is larger than Cody and Hitchcock, so we have grown by one small school and we haven't built a building for several years.
3. The next Committee meeting will be held on September 24, not September 10<sup>th</sup>. On the Agenda we have a planner from Kansas City who will discuss what we want him to do for us. He does different methods for enrollment projections, boundary studies, building capacity as well as building meeting facilitation when talking about boundary changes. The second part of the Agenda will be Administrative Evaluation process that we do every two years.
4. NSBA is in San Diego this year. Dr. Lutz has polled the Board members and consensus is they would like to continue attending. He is also checking on the Staff Kick-off in the fall and the plan is to try to ask the MPS Foundation to foot all or part of the bill. The general feeling is if we let it go one more year, we will lose it all together.
5. Regarding the turf at Millard North, all systems are go. We need to sign the MOU's between us, the Booster Club and the Foundation and we are in the process of doing that.
6. School got off to a very good, smooth, quiet start.

### Board Comments:

Pat Ricketts commented that he had the chance to go to Beadle this last week and look at their Youth Frontiers Program. What they were facilitating there was a Kindness Retreat. They are helping to build student's empathy and skills to prevent bullying and are doing this with the sixth grade classes. According to Mr. Southworth, they will be taking a 3-day retreat and will implement what they learn throughout the year. Mr. Ricketts thought this was a good idea. The school will try to build this culture with each 6<sup>th</sup> grade class that comes through and revisit it all the way through Middle School.

Allyson Figura, student representative from Millard West High School, Neil Girmus, student representative from Millard South High School, and Casey Waughn, student representative from Millard North High School reported on the academic and athletic happenings at their respective buildings.

Motion by Mike Pate, seconded by Mike Kennedy, to approve Policy 4120 – Human Resources – Personnel Lists, upon roll call vote, all members voted aye. Motion carried.

Motion by Linda Poole, seconded by Todd Clarke, to recommend that the FYE13 Budget be adopted as submitted in the Revised Budget Summary and that such document be incorporated herein in its entirety by this reference, upon roll call vote, all members voted aye. Motion carried.

Motion by Linda Poole, seconded by Mike Kennedy, to recommend that approval be given to the Resolution regarding FYE13 Property Tax Requests as submitted and that such resolution be incorporated in its entirety into this motion, upon roll call vote, all members voted aye. Motion carried.

Todd Clarke provided the first reading of Policy 1235 – Community Relations – Conduct on District Property. This policy will be on the next Board agenda for approval.

Motion by Linda Poole, seconded by Mike Kennedy, to approve Rule 5450.1 – Student Services – Student Attire and Grooming, upon roll call vote, all Members voted aye. Motion carried.

Motion by Mike Pate, seconded by Todd Clarke, to approve Rule 5510.1 – Student Services – Freedom of Expression, upon roll call vote, all Members voted aye. Motion carried.

Motion by Todd Clarke, seconded by Linda Poole, to approve the Poverty Plan 2013-2014 School Year for State Aid, upon roll call vote, all Members voted aye. Motion carried.

Motion by Linda Poole, seconded by Patrick Ricketts, to approve the Limited English Proficiency (LEP) Plan for 2013-2014 School Year for State Aid, upon roll call vote, all Members voted aye. Motion carried.

Motion by Pat Ricketts, seconded by Mike Kennedy, to approve Personnel Actions: Leave of Absence: Lindsey J. Schulz; Resignations: Shari L. Fortson, Bruce J. Noble and Christina L. Wilcoxon; New Hires: Alissa C. Goodding, Sarah A. Headlee, Lori J. Pick, Justin W. Martindale, and Stephanie Y. Smith, upon roll call vote, all members voted aye. Motion carried.

Reports: August, 2012 Enrollment Report, Student Services 2011-2012 Year End Report, Strategic Planning Update and State Assessment Results 2011-2012

Future Agenda Items/Board Calendar: A Board of Education Meeting on Monday, September 17, 2012 at 6:00 p.m. at the Don Stroh Administration Center, 5606 South 147<sup>th</sup> Street. A Committee of the Whole Meeting on Monday, September 24, 2012 at 6:00 p.m. at the Don Stroh Administration Center, 5606 South 147<sup>th</sup> Street. Board of Education Meeting on Monday, October 1, 2012 at 6:00 p.m. at the Don Stroh Administration Center, 5606 South 147<sup>th</sup> Street. Board of Education Meeting on Monday, October 15, 2012 at 6:00 p.m. at the Don Stroh Administration Center, 5606 South 147<sup>th</sup> Street. A Board of Education Meeting on Monday, November 5, 2012 at 6:00 p.m. at the Don Stroh Administration Center, 5606 South 147<sup>th</sup> Street

Dave Anderson adjourned the meeting.

  
\_\_\_\_\_, Secretary

**Millard Public Schools**  
September 17, 2012

# Millard Public Schools

9

## Check Register

Prepared for the Board Meeting of September 17, 2012

| Check No | Vend No | Vendor Name                         | Amount    |
|----------|---------|-------------------------------------|-----------|
| 396756   | 133403  | AMERICAN NATIONAL BANK              | 4,204.32  |
| 396774   | 136056  | DAVE ANDERSON                       | 54.99     |
| 396775   | 100301  | BELLEVUE EAST HIGH SCHOOL           | 150.00    |
| 396776   | 135663  | COLUMBUS HIGH SCHOOL                | 175.00    |
| 396777   | 135663  | COLUMBUS HIGH SCHOOL                | 150.00    |
| 396778   | 137713  | DIESEL POWER EQUIPMENT CO INC       | 15,360.00 |
| 396780   | 108193  | NATIONAL FEDERATION OF HIGH SCHOOLS | 490.00    |
| 396781   | 099928  | NATIONAL FORENSIC LEAGUE            | 114.00    |
| 396782   | 135742  | NEBRASKA ASSN TEACHERS MATHEMATICS  | 280.00    |
| 396783   | 131617  | NEBRASKA COUNSELING ASSN            | 100.00    |
| 396784   | 068463  | NEBRASKA MUSIC EDUCATORS ASSN       | 895.00    |
| 396785   | 107406  | NEBRASKA SPEECH COMMUNICATION       | 100.00    |
| 396786   | 132292  | NEBRASKA STATE THESPIAN SOCIETY     | 50.00     |
| 396787   | 132398  | NEIHARDT ELEMENTARY SCHOOL          | 938.35    |
| 396788   | 070810  | OMAHA PUBLIC SCHOOLS                | 150.00    |
| 396789   | 134296  | PETTY CASH/ALDRICH                  | 100.00    |
| 396790   | 134050  | PETTY CASH/ROHWER ELEMENTARY        | 100.00    |
| 396791   | 132115  | PETTY CASH/YAP                      | 150.00    |
| 396792   | 139319  | THOMAS REARDON                      | 5,151.00  |
| 396793   | 130625  | SUE Z. BEERS                        | 1,800.00  |
| 396794   | 138046  | AUTO LUBE INC                       | 677.82    |
| 396795   | 135863  | RUDOLPH A VLCEK III                 | 112.50    |
| 396796   | 138505  | DANIEL P WOOTTON                    | 200.00    |
| 396802   | 133578  | SHERRI M ANDERSEN                   | 180.00    |
| 396803   | 131265  | JILL M ANDERSON                     | 17.74     |
| 396804   | 136956  | RAYMOND J SAVARD                    | 3,000.00  |
| 396805   | 133042  | KIMBERLIE A BUHR                    | 7.50      |
| 396806   | 023968  | JAY B CARLSON                       | 54.84     |
| 396807   | 139323  | MICHAEL W CARSEY                    | 50.00     |
| 396808   | 108436  | COX COMMUNICATIONS INC              | 24.43     |
| 396809   | 106893  | WICHITA WATER CONDITIONING INC      | 51.70     |
| 396810   | 139324  | KELLY M CURRAN                      | 1,234.05  |
| 396811   | 133737  | SUSAN L DEROY                       | 9.62      |
| 396814   | 132892  | PAMELA S EHLY                       | 301.13    |
| 396815   | 038140  | ELECTRONIC SOUND INC.               | 8,059.50  |
| 396817   | 139325  | JAMES J HORAN                       | 7.50      |
| 396819   | 138418  | LAURA M INNES                       | 73.50     |
| 396821   | 137783  | COURTNEY N MATULKA                  | 62.32     |
| 396822   | 137820  | KURT A MEHLIN                       | 33.50     |
| 396823   | 109843  | NEXTEL PARTNERS INC                 | 506.12    |
| 396826   | 138288  | PAPIO TRANSPORT SCHOOL SERVICE INC  | 17,020.00 |
| 396827   | 132317  | SUSAN K PRESLER                     | 2,000.00  |
| 396828   | 109845  | CHRISTINA PREUSS                    | 12.92     |
| 396829   | 137723  | AMANDA L REINHART                   | 72.62     |
| 396831   | 134189  | JODY L SEMPEK                       | 90.38     |
| 396832   | 139326  | MEGAN E SMITH                       | 550.00    |

Date: 9/12/2012

# Millard Public Schools

10

## Check Register

Prepared for the Board Meeting of September 17, 2012

| Check No                          | Vend No | Vendor Name                         | Amount           |
|-----------------------------------|---------|-------------------------------------|------------------|
| 396833                            | 090242  | UNITED PARCEL SERVICE               | 426.25           |
| 396834                            | 137194  | JOY J WALLAR                        | 273.42           |
| 396836                            | 096200  | YOUNG & WHITE                       | 18,385.00        |
| <b>Total for GENERAL FUND</b>     |         |                                     | <b>84,007.02</b> |
| 23784                             | 137668  | VICTORIA A ALEXANDER                | 45.00            |
| 23785                             | 137889  | SARAH J BANIK                       | 90.35            |
| 23786                             | 139051  | ALEXANDER J BOYER                   | 36.49            |
| 23787                             | 135057  | KATHERINE L BOYLE                   | 26.91            |
| 23788                             | 135665  | EVA E DALE                          | 45.00            |
| 23789                             | 139052  | DYLAN P FESSLER                     | 52.13            |
| 23790                             | 138039  | JASON FIGGINS                       | 27.80            |
| 23791                             | 138040  | JUSTIN FIGGINS                      | 24.33            |
| 23792                             | 135983  | ENCORE ONE LLC                      | 4,320.43         |
| 23793                             | 138574  | LAUREN N GRIEB                      | 24.33            |
| 23794                             | 010280  | SAMUEL A PULLEN INC                 | 2,232.00         |
| 23795                             | 131542  | HUGHES MACHINERY CO                 | 353.59           |
| 23796                             | 138823  | ASHLEY L KENNEDY                    | 52.13            |
| 23797                             | 137162  | TAYLOR M KIM                        | 90.35            |
| 23798                             | 131437  | GRACE C KUBIK                       | 17.03            |
| 23799                             | 138824  | TRAYTAISA S MAYFIELD                | 104.25           |
| 23800                             | 139053  | ALLYSSA M MERRITT                   | 93.83            |
| 23801                             | 065410  | MILLARD SCHOOLS ADMIN ACTIVITY FUND | 1,005.95         |
| 23802                             | 138924  | BRIANNE M PARKER                    | 24.33            |
| 23803                             | 138967  | TYLER J PEDERSON                    | 60.81            |
| 23804                             | 138777  | ALEJANDRA D PEREZ                   | 45.00            |
| 23805                             | 139054  | ROY ANTHONY PHILLIPS                | 52.13            |
| 23806                             | 138491  | MARISOL SORIANO                     | 52.13            |
| 23807                             | 138867  | BRANDI R WASHINGTON                 | 31.28            |
| 23808                             | 137672  | CARLY J WHITE                       | 90.35            |
| 23809                             | 131241  | MARCIA L WILLIAMS                   | 29.69            |
| 23810                             | 138868  | JOSHUA E ZACH                       | 27.80            |
| <b>Total for FOOD SERVICE</b>     |         |                                     | <b>9,055.42</b>  |
| 396813                            | 136245  | DONOVAN PROPERTIES LLC              | 1,661.26         |
| <b>Total for SPECIAL BUILDING</b> |         |                                     | <b>1,661.26</b>  |
| 396812                            | 135201  | DOANE COLLEGE                       | 904.50           |
| 396816                            | 138120  | SARA K GLASGOW                      | 50.11            |
| 396818                            | 137943  | STACY M HORSHAM                     | 11.77            |
| 396820                            | 135486  | SUSAN L LEMONS                      | 50.14            |
| 396835                            | 131112  | LINDA WALTERS                       | 76.98            |
| <b>Total for GRANT FUND</b>       |         |                                     | <b>1,093.50</b>  |
| 396779                            | 133500  | FAX GILBERT PRODUCTIONS INC         | 450.00           |
| 396830                            | 079434  | RONALD RAY ROMINE                   | 46.00            |
| <b>Total for ACTIVITY FUND</b>    |         |                                     | <b>496.00</b>    |
| 396792                            | 139319  | THOMAS REARDON                      | -144.00          |

Date: 9/12/2012

**Millard Public Schools**

**Check Register**

**Prepared for the Board Meeting of September 17, 2012**

| Check No            | Vend No | Vendor Name  | Amount           |
|---------------------|---------|--------------|------------------|
| 396793              | 130625  | SUE Z. BEERS | -72.00           |
| <b>Total for</b>    |         |              | <b>-216.00</b>   |
| <b>Report Total</b> |         |              | <b>96,097.20</b> |

# Current Cash Balance Report

12

Arranged by

Group ID and Activity Number

ALL Data

Date: 06/01/2012 thru 06/30/2012

| Activity Number and Name                      | Beginning Cash     | Receipts         | Disbursements    | Adjustments | Cash Balance       |
|---|--------------------|------------------|------------------|-------------|--------------------|
| <b>A General Funds</b>                        |                    |                  |                  |             |                    |
| 100 General                                   | 146,281.92         | 13.51            | 0.00             | 0.00        | 146,295.43         |
| 150 Petty Cash                                | 0.00               | 0.00             | 0.00             | 0.00        | 0.00               |
| 170 DSAC Vending                              | 8,778.79           | 483.61           | 362.89           | 0.00        | 8,899.51           |
| 180 Interest Earned - Checking                | 49.86              | 0.00             | 0.00             | 0.00        | 49.86              |
| 190 Interest on Savings                       | 0.00               | 0.00             | 0.00             | 0.00        | 0.00               |
| <b>A General Funds Totals:</b>                | <b>155,110.57</b>  | <b>497.12</b>    | <b>362.89</b>    | <b>0.00</b> | <b>155,244.80</b>  |
| <b>B Administrative Custody Accts</b>         |                    |                  |                  |             |                    |
| 200 Staff Development                         | 0.00               | 0.00             | 0.00             | 0.00        | 0.00               |
| 209 MPS Activities Calendar                   | 15,000.00          | 5,000.00         | 0.00             | 0.00        | 20,000.00          |
| 210 Activity Express                          | 66,127.02          | 900.00           | 0.00             | 0.00        | 67,027.02          |
| 211 Logo Sales                                | 1,103.92           | 0.00             | 0.00             | 0.00        | 1,103.92           |
| 213 Student Showcase                          | 60.00              | 0.00             | 0.00             | 0.00        | 60.00              |
| 215 HAL Field Trips/Preschool                 | 0.00               | 0.00             | 0.00             | 0.00        | 0.00               |
| 220 WF Student Donation                       | 5,660.18           | 0.00             | 0.00             | 0.00        | 5,660.18           |
| 225 STOP Hunger                               | 4.84               | 0.00             | 0.00             | 0.00        | 4.84               |
| 230 Hospitality                               | 29.59              | 0.00             | 0.00             | 0.00        | 29.59              |
| 235 Educational Services Hospitality          | 145.72             | 0.00             | 0.00             | 0.00        | 145.72             |
| 240 NFUSSD                                    | 0.00               | 0.00             | 0.00             | 0.00        | 0.00               |
| 245 Paybac                                    | 0.00               | 0.00             | 0.00             | 0.00        | 0.00               |
| <b>B Administrative Custody Accts Totals:</b> | <b>88,131.27</b>   | <b>5,900.00</b>  | <b>0.00</b>      | <b>0.00</b> | <b>94,031.27</b>   |
| <b>C School Custody Accts</b>                 |                    |                  |                  |             |                    |
| 300 Instrument Rental                         | 42,449.57          | 540.00           | 0.00             | 0.00        | 42,989.57          |
| 310 South Swim Lessons                        | 18,890.00          | 7,890.00         | 0.00             | 0.00        | 26,780.00          |
| 320 North Swim Lessons                        | 8,650.00           | 0.00             | 0.00             | 0.00        | 8,650.00           |
| 325 West Swim Lessons                         | 32,175.00          | 3,220.00         | 360.00           | 0.00        | 35,035.00          |
| 330 North Open Swim                           | 0.00               | 0.00             | 0.00             | 0.00        | 0.00               |
| 335 West Open Swim                            | 0.00               | 760.00           | 0.00             | 0.00        | 760.00             |
| 340 South Open Swim                           | 0.00               | 490.00           | 0.00             | 0.00        | 490.00             |
| 350 Maintenance Vending                       | 250.12             | 17.50            | 0.00             | 0.00        | 267.62             |
| 355 Tech Vending                              | 2,658.41           | 8.00             | 0.00             | 0.00        | 2,666.41           |
| 360 Facility Use Rental Fee                   | 96,373.50          | 17,460.02        | 0.00             | 0.00        | 113,833.52         |
| 365 Facility Use Building Access              | 53,189.75          | 9,472.00         | 48,142.75        | 0.00        | 14,519.00          |
| 366 Facility Use Staffing                     | 17,436.50          | 8,210.00         | 13,884.00        | 0.00        | 11,762.50          |
| 370 No Longer Used                            | 0.00               | 0.00             | 0.00             | 0.00        | 0.00               |
| 400 Check Collection                          | 384.65             | 0.00             | 0.00             | 0.00        | 384.65             |
| 500 District Wide Coca-Cola                   | 0.00               | 0.00             | 0.00             | 0.00        | 0.00               |
| <b>C School Custody Accts Totals:</b>         | <b>272,457.50</b>  | <b>48,067.52</b> | <b>62,386.75</b> | <b>0.00</b> | <b>258,138.27</b>  |
| <b>D Investments</b>                          |                    |                  |                  |             |                    |
| 900 Savings                                   | -157,378.17        | 0.00             | 0.00             | 0.00        | -157,378.17        |
| <b>D Investments Totals:</b>                  | <b>-157,378.17</b> | <b>0.00</b>      | <b>0.00</b>      | <b>0.00</b> | <b>-157,378.17</b> |
| <b>Q Extra-Curriculars</b>                    |                    |                  |                  |             |                    |
| 1020 HAL Field Trips                          | 1,129.40           | 38.50            | 1,403.84         | 0.00        | -235.94            |
| 1030 Parent Pay PreSchool                     | 0.00               | 0.00             | 0.00             | 0.00        | 0.00               |
| <b>Q Extra-Curriculars Totals:</b>            | <b>1,129.40</b>    | <b>38.50</b>     | <b>1,403.84</b>  | <b>0.00</b> | <b>-235.94</b>     |
| <b>Report Totals:</b>                         | <b>359,450.57</b>  | <b>54,503.14</b> | <b>64,153.48</b> | <b>0.00</b> | <b>349,800.23</b>  |

## Current Cash Balance

Sorted by Site ID, Group ID, Activity ID,  
From 06/01/2012 to 06/30/2012.

| Site ID  | Site Name                |                            | Beginning Cash | Receipts | Disbursements | Adjustments | Cash Balance |
|----------|--------------------------|----------------------------|----------------|----------|---------------|-------------|--------------|
| Group ID | Group Name               | Activity ID Activity Name  |                |          |               |             |              |
| Abbott   | Abbott Elementary        |                            |                |          |               |             |              |
| A        | ACTIVITY GENERAL         |                            |                |          |               |             |              |
|          |                          | 1010 General Admin         | 29,171.32      | 831.87   | 2,011.29      | 0.00        | 27,991.90    |
|          |                          | 1030 Staff Vending         | 833.54         | 9.60     | 24.00         | 0.00        | 819.14       |
|          |                          | A Totals:                  | 30,004.86      | 841.47   | 2,035.29      | 0.00        | 28,811.04    |
| D        | CLUBS AND ORGANIZATIONS  |                            |                |          |               |             |              |
|          |                          | 4040 Art                   | 0.00           | 0.00     | 0.00          | 0.00        | 0.00         |
|          |                          | 4230 Environmental Club    | 0.00           | 0.00     | 0.00          | 0.00        | 0.00         |
|          |                          | 4440 Leadership Club       | 0.00           | 0.00     | 0.00          | 0.00        | 0.00         |
|          |                          | 4500 Music                 | 0.00           | 0.00     | 0.00          | 0.00        | 0.00         |
|          |                          | 4540 Other Clubs           | 0.00           | 0.00     | 0.00          | 0.00        | 0.00         |
|          |                          | 4580 Reading               | 0.00           | 0.00     | 0.00          | 0.00        | 0.00         |
|          |                          | 4620 Safety Patrol         | 0.00           | 0.00     | 0.00          | 0.00        | 0.00         |
|          |                          | 4660 Spanish Club          | 0.00           | 0.00     | 0.00          | 0.00        | 0.00         |
|          |                          | 4710 Student Council       | -290.17        | 700.00   | 0.00          | 0.00        | 409.83       |
|          |                          | 4760 World Language        | 102.48         | 0.00     | 0.00          | 0.00        | 102.48       |
|          |                          | D Totals:                  | -187.69        | 700.00   | 0.00          | 0.00        | 512.31       |
| E        | ADMINISTRATIVE CUSTODIAL |                            |                |          |               |             |              |
|          |                          | 5040 Fundraising-General   | 0.00           | 0.00     | 0.00          | 0.00        | 0.00         |
|          |                          | 5060 Hospitality           | 0.00           | 0.00     | 0.00          | 0.00        | 0.00         |
|          |                          | 5080 Media                 | 1,255.51       | 28.69    | 0.00          | 0.00        | 1,284.20     |
|          |                          | 5180 Teacher Fund/Grants   | 0.00           | 0.00     | 0.00          | 0.00        | 0.00         |
|          |                          | E Totals:                  | 1,255.51       | 28.69    | 0.00          | 0.00        | 1,284.20     |
| Q        | STUDENT FEE FUND         |                            |                |          |               |             |              |
|          |                          | 7000 KG Field Trips        | 1,711.77       | 0.00     | 514.88        | -1,236.65   | -39.76       |
|          |                          | 7010 1st Grade Field Trips | 1,573.49       | 0.00     | 407.84        | -1,166.25   | -0.60        |
|          |                          | 7020 2nd Grade Field Trips | 1,349.18       | 0.00     | 308.40        | -987.45     | 53.33        |
|          |                          | 7030 3rd Grade Field Trips | 1,005.25       | 0.00     | 222.04        | -777.21     | 6.00         |
|          |                          | 7040 4th Grade Field Trips | 1,352.73       | 0.00     | 0.00          | -1,307.35   | 45.38        |
|          |                          | 7050 5th Grade Field Trips | 436.95         | 0.00     | 142.44        | -164.35     | 130.16       |
|          |                          | 7900 Field Trips-Other     | -5,139.43      | 0.00     | 0.00          | 5,639.26    | 499.83       |
|          |                          | Q Totals:                  | 2,289.94       | 0.00     | 1,595.60      | 0.00        | 694.34       |
|          |                          | Abbott Totals:             | 33,362.62      | 1,570.16 | 3,630.89      | 0.00        | 31,301.89    |



## Current Cash Balance

Sorted by Site ID, Group ID, Activity ID.  
From 06/01/2012 to 06/30/2012.

| Site ID<br>Group ID | Site Name<br>Group Name<br>Activity ID    Activity Name | Beginning Cash | Receipts | Disbursements | Adjustments | Cash Balance |
|---------------------|---|----------------|----------|---------------|-------------|--------------|
| Ackerm              | Ackerman Elementary                                     |                |          |               |             |              |
| A                   | ACTIVITY GENERAL  |                |          |               |             |              |
|                     | 1010    General Admin                                   | 2,899.45       | 0.83     | 600.75        | -61.46      | 2,238.07     |
|                     | 1030    Staff Vending                                   | 97.21          | 0.00     | 0.00          | 0.00        | 97.21        |
|                     | A    Totals:  | 2,996.66       | 0.83     | 600.75        | -61.46      | 2,335.28     |
| D                   | CLUBS AND ORGANIZATIONS                                 |                |          |               |             |              |
|                     | 4040    Art   | 6,760.13       | 0.00     | 0.00          | 0.00        | 6,760.13     |
|                     | 4070    Birthday Book Club                              | 716.04         | 0.00     | 0.00          | 0.00        | 716.04       |
|                     | 4140    Choir   | 0.00           | 0.00     | 0.00          | 0.00        | 0.00         |
|                     | 4270    Field Day                                       | 1,329.00       | 0.00     | 0.00          | 0.00        | 1,329.00     |
|                     | 4580    Reading   | 594.00         | 0.00     | 0.00          | 0.00        | 594.00       |
|                     | 4710    Student Council                                 | 345.85         | 0.00     | 0.00          | 0.00        | 345.85       |
|                     | 4770    Yearbook  | 3,219.75       | 0.00     | 3,750.00      | 162.84      | -367.41      |
|                     | D    Totals:  | 12,964.77      | 0.00     | 3,750.00      | 162.84      | 9,377.61     |
| E                   | ADMINISTRATIVE CUSTODIAL                                |                |          |               |             |              |
|                     | 5040    Fundraising-General                             | 503.12         | 0.00     | 0.00          | 0.00        | 503.12       |
|                     | 5060    Hospitality                                     | 0.00           | 0.00     | 0.00          | 0.00        | 0.00         |
|                     | 5070    Library   | 4,840.46       | 0.00     | 2,828.47      | 0.00        | 2,011.99     |
|                     | 5110    Other Student Activities                        | 0.00           | 0.00     | 0.00          | 0.00        | 0.00         |
|                     | 5140    PayBac  | 151.90         | 0.00     | 0.00          | 0.00        | 151.90       |
|                     | 5180    Teacher Fund/Grants                             | 387.61         | 0.00     | 0.00          | 0.00        | 387.61       |
|                     | E    Totals:  | 5,883.09       | 0.00     | 2,828.47      | 0.00        | 3,054.62     |
| Q                   | STUDENT FEE FUND  |                |          |               |             |              |
|                     | 7000    KG Field Trips                                  | 343.30         | 0.00     | 0.00          | -343.30     | 0.00         |
|                     | 7010    1st Grade Field Trips                           | 85.77          | 0.00     | 0.00          | 257.53      | 343.30       |
|                     | 7020    2nd Grade Field Trips                           | 135.61         | 0.00     | 0.00          | -135.61     | 0.00         |
|                     | 7030    3rd Grade Field Trips                           | -61.46         | 0.00     | 0.00          | 197.07      | 135.61       |
|                     | 7040    4th Grade Field Trips                           | 105.40         | 0.00     | 0.00          | -105.40     | 0.00         |
|                     | 7050    5th Grade Field Trips                           | 77.07          | 0.00     | 0.00          | 28.33       | 105.40       |
|                     | 7900    Field Trips-Other                               | 0.00           | 0.00     | 0.00          | 0.00        | 0.00         |
|                     | Q    Totals:  | 685.69         | 0.00     | 0.00          | -101.38     | 584.31       |
|                     | Ackerma Totals:   | 22,530.21      | 0.83     | 7,179.22      | 0.00        | 15,351.82    |

## Current Cash Balance

Sorted by Site ID, Group ID, Activity ID  
From 06/01/2012 to 06/30/2012

| Site ID<br>Group ID | Site Name<br>Group Name<br>Activity ID | Activity Name         | Beginning Cash | Receipts | Disbursements | Adjustments | Cash Balance |
|---------------------|--|-----------------------|----------------|----------|---------------|-------------|--------------|
| Aldrich             | Aldrich Elementary                     |                       |                |          |               |             |              |
| A                   | ACTIVITY GENERAL                       |                       |                |          |               |             |              |
|                     | 1010                                   | General Admin         | 24,757.19      | 4,951.12 | 2,037.73      | -450.46     | 27,220.12    |
|                     | 1030                                   | Staff Vending         | 268.19         | 0.00     | 0.00          | 0.00        | 268.19       |
|                     |  | A Totals:             | 25,025.38      | 4,951.12 | 2,037.73      | -450.46     | 27,488.31    |
| D                   | CLUBS AND ORGANIZATIONS                |                       |                |          |               |             |              |
|                     | 4040                                   | Art                   | 0.00           | 0.00     | 0.00          | 0.00        | 0.00         |
|                     | 4070                                   | Birthday Book Club    | 334.84         | 0.00     | 0.00          | 0.00        | 334.84       |
|                     | 4710                                   | Student Council       | -18.16         | 0.00     | 0.00          | 0.00        | -18.16       |
|                     |  | D Totals:             | 316.68         | 0.00     | 0.00          | 0.00        | 316.68       |
| E                   | ADMINISTRATIVE CUSTODIAL               |                       |                |          |               |             |              |
|                     | 5040                                   | Fundraising-General   | 0.00           | 0.00     | 0.00          | 0.00        | 0.00         |
|                     | 5060                                   | Hospitality           | 0.00           | 0.00     | 0.00          | 0.00        | 0.00         |
|                     | 5070                                   | Library               | 314.23         | 22.72    | 0.00          | 0.00        | 336.95       |
|                     |  | E Totals:             | 314.23         | 22.72    | 0.00          | 0.00        | 336.95       |
| Q                   | STUDENT FEE FUND                       |                       |                |          |               |             |              |
|                     | 7000                                   | KG Field Trips        | 296.46         | 0.00     | 246.50        | 0.00        | 49.96        |
|                     | 7010                                   | 1st Grade Field Trips | 250.12         | 126.68   | 0.00          | 0.00        | 376.80       |
|                     | 7020                                   | 2nd Grade Field Trips | 544.91         | 0.00     | 0.00          | 0.00        | 544.91       |
|                     | 7030                                   | 3rd Grade Field Trips | 38.42          | 0.00     | 0.00          | 450.46      | 488.88       |
|                     | 7040                                   | 4th Grade Field Trips | 599.09         | 0.00     | 0.00          | 0.00        | 599.09       |
|                     | 7050                                   | 5th Grade Field Trips | -298.80        | 0.00     | 0.00          | 0.00        | -298.80      |
|                     | 7900                                   | Field Trips-Other     | -2,599.43      | 0.00     | 0.00          | 0.00        | -2,599.43    |
|                     |  | Q Totals:             | -1,169.23      | 126.68   | 246.50        | 450.46      | -838.59      |
|                     |  | Aldrich Totals:       | 24,487.06      | 5,100.52 | 2,284.23      | 0.00        | 27,303.35    |

## Current Cash Balance

Sorted by Site ID, Group ID, Activity ID  
From 06/01/2012 to 06/30/2012

| Site ID<br>Group ID | Site Name<br>Group Name<br>Activity ID    Activity Name | Beginning Cash | Receipts | Disbursements | Adjustments | Cash Balance |
|---------------------|---|----------------|----------|---------------|-------------|--------------|
| BlackEl             | Black Elk Elementary                                    |                |          |               |             |              |
| A                   | ACTIVITY GENERAL  |                |          |               |             |              |
|                     | 1010    General Admin                                   | 7,028.61       | 2.48     | 372.78        | 0.00        | 6,658.31     |
|                     | 1020    Volunteers-General                              | 28,207.74      | 0.00     | 204.04        | 0.00        | 28,003.70    |
|                     | 1030    Staff Vending                                   | 203.12         | 0.00     | 0.00          | 0.00        | 203.12       |
|                     | A    Totals:  | 35,439.47      | 2.48     | 576.82        | 0.00        | 34,865.13    |
| D                   | CLUBS AND ORGANIZATIONS                                 |                |          |               |             |              |
|                     | 4040    Art   | 4,977.00       | 0.00     | 0.00          | 0.00        | 4,977.00     |
|                     | 4070    Birthday Book Club                              | 4,098.33       | 0.00     | 0.00          | 0.00        | 4,098.33     |
|                     | 4140    Choir   | -356.50        | 0.00     | 0.00          | 0.00        | -356.50      |
|                     | 4270    Field Day                                       | 3,278.89       | 0.00     | 0.00          | 0.00        | 3,278.89     |
|                     | 4540    Other Clubs                                     | 2,055.21       | 0.00     | 0.00          | 0.00        | 2,055.21     |
|                     | 4580    Reading   | 50.65          | 0.00     | 0.00          | 0.00        | 50.65        |
|                     | 4710    Student Council                                 | 1,806.94       | 0.00     | 69.55         | 0.00        | 1,737.39     |
|                     | D    Totals:  | 15,910.52      | 0.00     | 69.55         | 0.00        | 15,840.97    |
| E                   | ADMINISTRATIVE CUSTODIAL                                |                |          |               |             |              |
|                     | 5040    Fundraising-General                             | 1,593.46       | 0.00     | 0.00          | 0.00        | 1,593.46     |
|                     | 5065    Hospitality-VIP                                 | 813.10         | 0.00     | 326.28        | 0.00        | 486.82       |
|                     | 5080    Media   | 5,102.19       | 1,866.12 | 1,881.99      | 0.00        | 5,086.32     |
|                     | 5100    Other Adm Custodial                             | 447.00         | 0.00     | 0.00          | 0.00        | 447.00       |
|                     | 5110    Other Student Activities                        | 72.10          | 0.00     | 0.00          | 0.00        | 72.10        |
|                     | E    Totals:  | 8,027.85       | 1,866.12 | 2,208.27      | 0.00        | 7,685.70     |
| Q                   | STUDENT FEE FUND  |                |          |               |             |              |
|                     | 7000    KG Field Trips                                  | 228.00         | 0.00     | 142.44        | 0.00        | 85.56        |
|                     | 7010    1st Grade Field Trips                           | -364.03        | 0.00     | 0.00          | 0.00        | -364.03      |
|                     | 7020    2nd Grade Field Trips                           | 825.41         | 0.00     | 285.76        | 0.00        | 539.65       |
|                     | 7030    3rd Grade Field Trips                           | 497.75         | 0.00     | 696.18        | 0.00        | -198.43      |
|                     | 7040    4th Grade Field Trips                           | 257.02         | 0.00     | 587.96        | 0.00        | -330.94      |
|                     | 7050    5th Grade Field Trips                           | -84.35         | 0.00     | 0.00          | 0.00        | -84.35       |
|                     | 7900    Field Trips-Other                               | 0.00           | 0.00     | 0.00          | 0.00        | 0.00         |
|                     | Q    Totals:  | 1,359.80       | 0.00     | 1,712.34      | 0.00        | -352.54      |
|                     | BlackElk Totals:  | 60,737.64      | 1,868.60 | 4,566.98      | 0.00        | 58,039.26    |

## Current Cash Balance

Sorted by Site ID, Group ID, Activity ID.  
From 06/01/2012 to 06/30/2012.

| Site ID  | Site Name                |                            | Beginning Cash | Receipts | Disbursements | Adjustments | Cash Balance |
|----------|--------------------------|----------------------------|----------------|----------|---------------|-------------|--------------|
| Group ID | Group Name               | Activity ID Activity Name  |                |          |               |             |              |
| Bryan    | Bryan Elementary School  |                            |                |          |               |             |              |
| A        | ACTIVITY GENERAL         |                            |                |          |               |             |              |
|          |                          | 1010 General Admin         | 11,698.64      | 0.79     | 622.74        | 0.00        | 11,076.69    |
|          |                          | 1030 Staff Vending         | 426.17         | 38.40    | 0.00          | 0.00        | 464.57       |
|          |                          | A Totals:                  | 12,124.81      | 39.19    | 622.74        | 0.00        | 11,541.26    |
| D        | CLUBS AND ORGANIZATIONS  |                            |                |          |               |             |              |
|          |                          | 4040 Art                   | 20.21          | 0.00     | 0.00          | 0.00        | 20.21        |
|          |                          | 4220 Drama Club            | 8.50           | 0.00     | 0.00          | 0.00        | 8.50         |
|          |                          | 4710 Student Council       | 598.46         | 0.00     | 103.24        | 0.00        | 495.22       |
|          |                          | D Totals:                  | 627.17         | 0.00     | 103.24        | 0.00        | 523.93       |
| E        | ADMINISTRATIVE CUSTODIAL |                            |                |          |               |             |              |
|          |                          | 5040 Fundraising-General   | 675.47         | 0.00     | 0.00          | 0.00        | 675.47       |
|          |                          | 5060 Hospitality           | 0.00           | 0.00     | 0.00          | 0.00        | 0.00         |
|          |                          | 5080 Media                 | 4,873.00       | 0.00     | 47.85         | 0.00        | 4,825.15     |
|          |                          | E Totals:                  | 5,548.47       | 0.00     | 47.85         | 0.00        | 5,500.62     |
| Q        | STUDENT FEE FUND         |                            |                |          |               |             |              |
|          |                          | 7000 KG Field Trips        | 449.26         | 0.00     | 539.46        | 0.00        | -90.20       |
|          |                          | 7010 1st Grade Field Trips | 82.50          | 0.00     | 159.50        | 0.00        | -77.00       |
|          |                          | 7020 2nd Grade Field Trips | -3.81          | 0.00     | 0.00          | 0.00        | -3.81        |
|          |                          | 7030 3rd Grade Field Trips | 86.00          | 0.00     | 144.37        | 0.00        | -58.37       |
|          |                          | 7040 4th Grade Field Trips | -62.17         | 0.00     | 0.00          | 0.00        | -62.17       |
|          |                          | 7050 5th Grade Field Trips | 248.51         | 0.00     | 232.29        | 0.00        | 16.22        |
|          |                          | 7900 Field Trips-Other     | 1,430.86       | 0.00     | 820.00        | 0.00        | 610.86       |
|          |                          | Q Totals:                  | 2,231.15       | 0.00     | 1,895.62      | 0.00        | 335.53       |
|          |                          | Bryan Totals:              | 20,531.60      | 39.19    | 2,669.45      | 0.00        | 17,901.34    |

## Current Cash Balance

Sorted by Site ID, Group ID, Activity ID.  
From 06/01/2012 to 06/30/2012.

| Site ID<br>Group ID | Site Name<br>Group Name<br>Activity ID    Activity Name | Beginning Cash | Receipts | Disbursements | Adjustments | Cash Balance |
|---------------------|---|----------------|----------|---------------|-------------|--------------|
| Cather              | Cather Elementary                                       |                |          |               |             |              |
| A                   | ACTIVITY GENERAL  |                |          |               |             |              |
|                     | 1010    General Admin                                   | 12,644.24      | 1,148.11 | 1,162.12      | 0.00        | 12,630.23    |
|                     | 1030    Staff Vending                                   | -43.46         | 0.00     | 0.00          | 0.00        | -43.46       |
|                     | A    Totals:  | 12,600.78      | 1,148.11 | 1,162.12      | 0.00        | 12,586.77    |
| D                   | CLUBS AND ORGANIZATIONS                                 |                |          |               |             |              |
|                     | 4040    Art   | 0.00           | 0.00     | 0.00          | 0.00        | 0.00         |
|                     | 4090    Bowling Club                                    | 14.95          | 0.00     | 0.00          | 0.00        | 14.95        |
|                     | 4540    Other Clubs                                     | 0.00           | 0.00     | 0.00          | 0.00        | 0.00         |
|                     | 4610    SAFE/DARE/Drug Free                             | 77.23          | 0.00     | 0.00          | 0.00        | 77.23        |
|                     | 4710    Student Council                                 | 3,233.66       | 0.00     | 0.00          | 0.00        | 3,233.66     |
|                     | D    Totals:  | 3,325.84       | 0.00     | 0.00          | 0.00        | 3,325.84     |
| E                   | ADMINISTRATIVE CUSTODIAL                                |                |          |               |             |              |
|                     | 5040    Fundraising-General                             | 0.00           | 0.00     | 0.00          | 0.00        | 0.00         |
|                     | 5060    Hospitality                                     | 0.00           | 0.00     | 0.00          | 0.00        | 0.00         |
|                     | 5070    Library   | 5,040.15       | 126.10   | 0.00          | 0.00        | 5,166.25     |
|                     | 5140    PayBac  | 3,369.01       | 0.00     | 352.11        | -495.27     | 2,521.63     |
|                     | E    Totals:  | 8,409.16       | 126.10   | 352.11        | -495.27     | 7,687.88     |
| Q                   | STUDENT FEE FUND  |                |          |               |             |              |
|                     | 7000    KG Field Trips                                  | 244.22         | 0.00     | 202.50        | -41.72      | 0.00         |
|                     | 7010    1st Grade Field Trips                           | 153.69         | 0.00     | 153.69        | 41.72       | 41.72        |
|                     | 7020    2nd Grade Field Trips                           | 32.38          | 0.00     | 317.25        | 0.00        | -284.87      |
|                     | 7030    3rd Grade Field Trips                           | -201.29        | 0.00     | 0.00          | 201.29      | 0.00         |
|                     | 7040    4th Grade Field Trips                           | -283.52        | 0.00     | 0.00          | 0.00        | -283.52      |
|                     | 7050    5th Grade Field Trips                           | -293.98        | 0.00     | 0.00          | 293.98      | 0.00         |
|                     | 7900    Field Trips-Other                               | 0.00           | 0.00     | 0.00          | 0.00        | 0.00         |
|                     | Q    Totals:  | -348.50        | 0.00     | 673.44        | 495.27      | -526.67      |
|                     | Cather Totals:  | 23,987.28      | 1,274.21 | 2,187.67      | 0.00        | 23,073.82    |

## Current Cash Balance

Sorted by Site ID, Group ID, Activity ID.  
From 06/01/2012 to 06/30/2012.

| Site ID<br>Group ID | Site Name<br>Group Name<br>Activity ID | Activity Name            | Beginning Cash | Receipts | Disbursements | Adjustments | Cash Balance |
|---------------------|--|--------------------------|----------------|----------|---------------|-------------|--------------|
| Cody                | Cody Elementary School                 |                          |                |          |               |             |              |
| A                   | ACTIVITY GENERAL                       |                          |                |          |               |             |              |
|                     | 1010                                   | General Admin            | 3,855.34       | 0.44     | 218.16        | 0.00        | 3,637.62     |
|                     | 1030                                   | Staff Vending            | 164.84         | 0.00     | 0.00          | 0.00        | 164.84       |
|                     | 1050                                   | Projects/Support         | 547.30         | 0.00     | 0.00          | 0.00        | 547.30       |
|                     | A                                      | Totals:                  | 4,567.48       | 0.44     | 218.16        | 0.00        | 4,349.76     |
| D                   | CLUBS AND ORGANIZATIONS                |                          |                |          |               |             |              |
|                     | 4040                                   | Art                      | 0.00           | 0.00     | 0.00          | 0.00        | 0.00         |
|                     | 4140                                   | Choir                    | 67.66          | 0.00     | 0.00          | 0.00        | 67.66        |
|                     | 4540                                   | Other Clubs              | 320.22         | 0.00     | 45.86         | 0.00        | 274.36       |
|                     | 4710                                   | Student Council          | 2,011.52       | 0.00     | 116.42        | 0.00        | 1,895.10     |
|                     | D                                      | Totals:                  | 2,399.40       | 0.00     | 162.28        | 0.00        | 2,237.12     |
| E                   | ADMINISTRATIVE CUSTODIAL               |                          |                |          |               |             |              |
|                     | 5040                                   | Fundraising-General      | 0.00           | 0.00     | 0.00          | 0.00        | 0.00         |
|                     | 5060                                   | Hospitality              | 30.46          | 0.00     | 52.77         | 0.00        | -22.31       |
|                     | 5080                                   | Media                    | 2,689.99       | 0.00     | 0.00          | 0.00        | 2,689.99     |
|                     | 5110                                   | Other Student Activities | -88.38         | 0.00     | 0.00          | 239.11      | 150.73       |
|                     | 5165                                   | Logo Sales               | 669.11         | 0.00     | 0.00          | 0.00        | 669.11       |
|                     | 5170                                   | Student Notebooks        | 0.00           | 0.00     | 0.00          | 0.00        | 0.00         |
|                     | E                                      | Totals:                  | 3,301.18       | 0.00     | 52.77         | 239.11      | 3,487.52     |
| Q                   | STUDENT FEE FUND                       |                          |                |          |               |             |              |
|                     | 7000                                   | KG Field Trips           | 530.94         | 0.00     | 301.80        | -229.14     | 0.00         |
|                     | 7010                                   | 1st Grade Field Trips    | 163.12         | 0.00     | 348.24        | 185.12      | 0.00         |
|                     | 7020                                   | 2nd Grade Field Trips    | 238.50         | 0.00     | 156.00        | -82.50      | 0.00         |
|                     | 7030                                   | 3rd Grade Field Trips    | -2.00          | 0.00     | 0.00          | 2.00        | 0.00         |
|                     | 7040                                   | 4th Grade Field Trips    | 162.30         | 0.00     | 0.00          | -162.30     | 0.00         |
|                     | 7050                                   | 5th Grade Field Trips    | 208.00         | 0.00     | 185.58        | -22.42      | 0.00         |
|                     | 7900                                   | Field Trips-Other        | -70.13         | 0.00     | 0.00          | 70.13       | 0.00         |
|                     | Q                                      | Totals:                  | 1,230.73       | 0.00     | 991.62        | -239.11     | 0.00         |
|                     | Cody                                   | Totals:                  | 11,498.79      | 0.44     | 1,424.83      | 0.00        | 10,074.40    |

## Current Cash Balance

Sorted by Site ID, Group ID, Activity ID.  
From 06/01/2012 to 06/30/2012.

| Site ID<br>Group ID | Site Name<br>Group Name<br>Activity ID Activity Name | Beginning Cash | Receipts | Disbursements | Adjustments | Cash Balance |
|---------------------|--|----------------|----------|---------------|-------------|--------------|
| Cottonw             | Cottonwood Elementary School                         |                |          |               |             |              |
| A                   | ACTIVITY GENERAL                                     |                |          |               |             |              |
|                     | 1010 General Admin                                   | 19,748.52      | 0.00     | 355.77        | 0.00        | 19,392.75    |
|                     | 1030 Staff Vending                                   | -307.42        | 0.00     | 0.00          | 0.00        | -307.42      |
|                     | A Totals:  | 19,441.10      | 0.00     | 355.77        | 0.00        | 19,085.33    |
| D                   | CLUBS AND ORGANIZATIONS                              |                |          |               |             |              |
|                     | 4040 Art   | 0.00           | 0.00     | 0.00          | 0.00        | 0.00         |
|                     | 4580 Reading   | 0.00           | 0.00     | 0.00          | 0.00        | 0.00         |
|                     | 4610 SAFE/DARE/Drug Free                             | 0.00           | 0.00     | 0.00          | 0.00        | 0.00         |
|                     | 4710 Student Council                                 | 2,447.57       | 0.00     | 0.00          | 0.00        | 2,447.57     |
|                     | 4750 Volunteer Club                                  | 0.00           | 0.00     | 0.00          | 0.00        | 0.00         |
|                     | D Totals:  | 2,447.57       | 0.00     | 0.00          | 0.00        | 2,447.57     |
| E                   | ADMINISTRATIVE CUSTODIAL                             |                |          |               |             |              |
|                     | 5040 Fundraising-General                             | 0.00           | 0.00     | 0.00          | 0.00        | 0.00         |
|                     | 5060 Hospitality                                     | 0.00           | 0.00     | 0.00          | 0.00        | 0.00         |
|                     | 5070 Library   | 1,022.81       | 0.00     | 0.00          | 0.00        | 1,022.81     |
|                     | 5180 Teacher Fund/Grants                             | 191.00         | 0.00     | 0.00          | 0.00        | 191.00       |
|                     | E Totals:  | 1,213.81       | 0.00     | 0.00          | 0.00        | 1,213.81     |
| Q                   | STUDENT FEE FUND                                     |                |          |               |             |              |
|                     | 7000 KG Field Trips                                  | 1,105.59       | 0.00     | 569.30        | 0.00        | 536.29       |
|                     | 7010 1st Grade Field Trips                           | -462.88        | 0.00     | 429.25        | 0.00        | -892.13      |
|                     | 7020 2nd Grade Field Trips                           | 400.54         | 0.00     | 416.13        | 0.00        | -15.59       |
|                     | 7030 3rd Grade Field Trips                           | 839.35         | 0.00     | 236.22        | 0.00        | 603.13       |
|                     | 7040 4th Grade Field Trips                           | 356.80         | 0.00     | 139.50        | 0.00        | 217.30       |
|                     | 7050 5th Grade Field Trips                           | 183.44         | 0.00     | 257.05        | 0.00        | -73.61       |
|                     | 7900 Field Trips-Other                               | -7,289.50      | 0.00     | 0.00          | 0.00        | -7,289.50    |
|                     | Q Totals:  | -4,866.66      | 0.00     | 2,047.45      | 0.00        | -6,914.11    |
|                     | Cottonw Totals:                                      | 18,235.82      | 0.00     | 2,403.22      | 0.00        | 15,832.60    |

## Current Cash Balance

Sorted by Site ID, Group ID, Activity ID  
From 06/01/2012 to 06/30/2012

| Site ID<br>Group ID | Site Name<br>Group Name<br>Activity ID Activity Name | Beginning Cash | Receipts | Disbursements | Adjustments | Cash Balance |
|---------------------|--|----------------|----------|---------------|-------------|--------------|
| Disney              | Disney Elementary                                    |                |          |               |             |              |
| A                   | ACTIVITY GENERAL                                     |                |          |               |             |              |
|                     | 1010 General Admin                                   | 7,062.99       | 100.43   | 580.29        | 0.00        | 6,583.13     |
|                     | 1030 Staff Vending                                   | 541.70         | 17.20    | 86.92         | 0.00        | 471.98       |
|                     | A Totals:  | 7,604.69       | 117.63   | 667.21        | 0.00        | 7,055.11     |
| D                   | CLUBS AND ORGANIZATIONS                              |                |          |               |             |              |
|                     | 4040 Art   | 0.00           | 0.00     | 0.00          | 0.00        | 0.00         |
|                     | 4710 Student Council                                 | 848.92         | 0.00     | 0.00          | 0.00        | 848.92       |
|                     | D Totals:  | 848.92         | 0.00     | 0.00          | 0.00        | 848.92       |
| E                   | ADMINISTRATIVE CUSTODIAL                             |                |          |               |             |              |
|                     | 5040 Fundraising-General                             | 0.00           | 0.00     | 0.00          | 0.00        | 0.00         |
|                     | 5060 Hospitality                                     | 0.00           | 0.00     | 0.00          | 0.00        | 0.00         |
|                     | 5070 Library   | 1,377.20       | 1,245.39 | 1,053.40      | 0.00        | 1,569.19     |
|                     | 5120 P.E.  | 137.20         | 0.00     | 0.00          | 0.00        | 137.20       |
|                     | E Totals:  | 1,514.40       | 1,245.39 | 1,053.40      | 0.00        | 1,706.39     |
| Q                   | STUDENT FEE FUND                                     |                |          |               |             |              |
|                     | 7000 KG Field Trips                                  | 260.00         | 0.00     | 258.50        | 0.00        | 1.50         |
|                     | 7010 1st Grade Field Trips                           | -0.15          | 0.00     | 0.00          | 0.00        | -0.15        |
|                     | 7020 2nd Grade Field Trips                           | -4.50          | 0.00     | 0.00          | 0.00        | -4.50        |
|                     | 7030 3rd Grade Field Trips                           | 115.00         | 0.00     | 142.00        | 0.00        | -27.00       |
|                     | 7040 4th Grade Field Trips                           | 1.48           | 0.00     | 0.00          | 0.00        | 1.48         |
|                     | 7050 5th Grade Field Trips                           | 0.00           | 0.00     | 0.00          | 0.00        | 0.00         |
|                     | 7090 ACP (SpEd) Trips                                | 0.00           | 0.00     | 0.00          | 0.00        | 0.00         |
|                     | 7900 Field Trips-Other                               | -2,076.24      | 2,881.97 | 805.73        | 0.00        | 0.00         |
|                     | Q Totals:  | -1,704.41      | 2,881.97 | 1,206.23      | 0.00        | -28.67       |
|                     | Disney Totals:                                       | 8,263.60       | 4,244.99 | 2,926.84      | 0.00        | 9,581.75     |



## Current Cash Balance

Sorted by Site ID, Group ID, Activity ID  
From 06/01/2012 to 06/30/2012.

| Site ID<br>Group ID | Site Name<br>Group Name<br>Activity ID    Activity Name | Beginning Cash | Receipts | Disbursements | Adjustments | Cash Balance |
|---------------------|---|----------------|----------|---------------|-------------|--------------|
| Ezra                | Ezra Elementary   |                |          |               |             |              |
| A                   | ACTIVITY GENERAL  |                |          |               |             |              |
|                     | 1010    General Admin                                   | 12,065.76      | 0.79     | 1,557.19      | -125.79     | 10,383.57    |
|                     | 1030    Staff Vending                                   | 57.60          | 43.20    | 0.00          | 0.00        | 100.80       |
|                     | A    Totals:  | 12,123.36      | 43.99    | 1,557.19      | -125.79     | 10,484.37    |
| D                   | CLUBS AND ORGANIZATIONS                                 |                |          |               |             |              |
|                     | 4010    40 Assets                                       | 19.11          | 0.00     | 37.20         | 0.00        | -18.09       |
|                     | 4040    Art   | 0.00           | 0.00     | 0.00          | 0.00        | 0.00         |
|                     | 4090    Bowling Club                                    | 0.00           | 0.00     | 0.00          | 0.00        | 0.00         |
|                     | 4500    Music   | 0.57           | 0.00     | 0.00          | 0.00        | 0.57         |
|                     | D    Totals:  | 19.68          | 0.00     | 37.20         | 0.00        | -17.52       |
| E                   | ADMINISTRATIVE CUSTODIAL                                |                |          |               |             |              |
|                     | 5040    Fundraising-General                             | 1,127.76       | 0.00     | 0.00          | 0.00        | 1,127.76     |
|                     | 5060    Hospitality                                     | 0.00           | 0.00     | 0.00          | 0.00        | 0.00         |
|                     | 5070    Library   | 4,463.83       | 0.00     | 142.54        | 0.00        | 4,321.29     |
|                     | 5110    Other Student Activities                        | 225.00         | 0.00     | 0.00          | 0.00        | 225.00       |
|                     | 5165    Logo Sales                                      | 1,054.74       | 0.00     | 10.30         | 0.00        | 1,044.44     |
|                     | 5170    Student Notebooks                               | 0.00           | 0.00     | 0.00          | 0.00        | 0.00         |
|                     | E    Totals:  | 6,871.33       | 0.00     | 152.84        | 0.00        | 6,718.49     |
| Q                   | STUDENT FEE FUND  |                |          |               |             |              |
|                     | 7000    KG Field Trips                                  | 2,497.50       | 0.00     | 0.00          | -2,497.50   | 0.00         |
|                     | 7010    1st Grade Field Trips                           | 900.00         | 0.00     | 0.00          | -900.00     | 0.00         |
|                     | 7020    2nd Grade Field Trips                           | 1,227.90       | 0.00     | 0.00          | -1,227.90   | 0.00         |
|                     | 7030    3rd Grade Field Trips                           | 421.80         | 0.00     | 0.00          | -421.80     | 0.00         |
|                     | 7040    4th Grade Field Trips                           | 2,418.05       | 0.00     | 0.00          | -2,418.05   | 0.00         |
|                     | 7050    5th Grade Field Trips                           | 734.60         | 0.00     | 0.00          | -734.60     | 0.00         |
|                     | 7090    ACP (SpEd) Trips                                | 0.00           | 0.00     | 0.00          | 0.00        | 0.00         |
|                     | 7900    Field Trips-Other                               | -5,510.58      | 122.84   | 2,937.90      | 8,325.64    | 0.00         |
|                     | Q    Totals:  | 2,689.27       | 122.84   | 2,937.90      | 125.79      | 0.00         |
|                     | Ezra    Totals:   | 21,703.64      | 166.83   | 4,685.13      | 0.00        | 17,185.34    |

## Current Cash Balance

Sorted by Site ID, Group ID, Activity ID.  
From 06/01/2012 to 06/30/2012.

| Site ID     | Site Name                | Beginning Cash | Receipts | Disbursements | Adjustments | Cash Balance |
|-------------|--------------------------|----------------|----------|---------------|-------------|--------------|
| Group ID    | Group Name               |                |          |               |             |              |
| Activity ID | Activity Name            |                |          |               |             |              |
| HarveyO     | Harvey Oaks Elementary   |                |          |               |             |              |
| A           | ACTIVITY GENERAL         |                |          |               |             |              |
| 1010        | General Admin            | 8,671.25       | 313.59   | 72.26         | -88.44      | 8,824.14     |
| 1030        | Staff Vending            | 62.26          | 0.00     | 0.00          | 0.00        | 62.26        |
|             | A Totals:                | 8,733.51       | 313.59   | 72.26         | -88.44      | 8,886.40     |
| D           | CLUBS AND ORGANIZATIONS  |                |          |               |             |              |
| 4040        | Art                      | 0.00           | 0.00     | 0.00          | 0.00        | 0.00         |
| 4140        | Choir                    | 0.00           | 0.00     | 0.00          | 0.00        | 0.00         |
| 4620        | Safety Patrol            | -56.98         | 0.00     | 0.00          | 0.00        | -56.98       |
| 4710        | Student Council          | 221.39         | 0.00     | 0.00          | 0.00        | 221.39       |
|             | D Totals:                | 164.41         | 0.00     | 0.00          | 0.00        | 164.41       |
| E           | ADMINISTRATIVE CUSTODIAL |                |          |               |             |              |
| 5040        | Fundraising-General      | -132.89        | 0.00     | 0.00          | 0.00        | -132.89      |
| 5050        | HAL                      | -34.15         | 0.00     | 0.00          | 0.00        | -34.15       |
| 5060        | Hospitality              | 0.00           | 0.00     | 0.00          | 0.00        | 0.00         |
| 5070        | Library                  | 354.65         | 500.00   | 507.00        | 0.00        | 347.65       |
| 5180        | Teacher Fund/Grants      | 0.00           | 0.00     | 0.00          | 0.00        | 0.00         |
|             | E Totals:                | 187.61         | 500.00   | 507.00        | 0.00        | 180.61       |
| Q           | STUDENT FEE FUND         |                |          |               |             |              |
| 7000        | KG Field Trips           | 230.25         | 0.00     | 0.00          | -261.30     | -31.05       |
| 7010        | 1st Grade Field Trips    | -122.49        | 0.00     | 0.00          | 118.05      | -4.44        |
| 7020        | 2nd Grade Field Trips    | 351.97         | 0.00     | 0.00          | -238.35     | 113.62       |
| 7030        | 3rd Grade Field Trips    | -4.88          | 0.00     | 322.00        | 41.03       | -285.85      |
| 7040        | 4th Grade Field Trips    | -312.20        | 0.00     | 0.00          | 181.66      | -130.54      |
| 7050        | 5th Grade Field Trips    | 122.67         | 0.00     | 0.00          | -117.46     | 5.21         |
| 7900        | Field Trips-Other        | -364.81        | 0.00     | 0.00          | 364.81      | 0.00         |
|             | Q Totals:                | -99.49         | 0.00     | 322.00        | 88.44       | -333.05      |
|             | HarveyO Totals:          | 8,986.04       | 813.59   | 901.26        | 0.00        | 8,898.37     |

## Current Cash Balance

Sorted by Site ID, Group ID, Activity ID  
From 06/01/2012 to 06/30/2012.

| Site ID     | Site Name                | Beginning Cash | Receipts | Disbursements | Adjustments | Cash Balance |
|-------------|--------------------------|----------------|----------|---------------|-------------|--------------|
| Group ID    | Group Name               |                |          |               |             |              |
| Activity ID | Activity Name            |                |          |               |             |              |
| Hitchco     | Hitchcock Elementary     |                |          |               |             |              |
| A           | ACTIVITY GENERAL         |                |          |               |             |              |
| 1010        | General Admin            | 19,343.35      | 1.19     | 20.24         | -14.45      | 19,309.85    |
| 1030        | Staff Vending            | 916.45         | 0.00     | 0.00          | 0.00        | 916.45       |
|             | A Totals:                | 20,259.80      | 1.19     | 20.24         | -14.45      | 20,226.30    |
| D           | CLUBS AND ORGANIZATIONS  |                |          |               |             |              |
| 4040        | Art                      | 3,786.01       | 0.00     | 0.00          | 0.00        | 3,786.01     |
| 4540        | Other Clubs              | 0.00           | 0.00     | 0.00          | 0.00        | 0.00         |
| 4580        | Reading                  | 2,815.96       | 0.00     | 0.00          | 0.00        | 2,815.96     |
| 4710        | Student Council          | 377.72         | 0.00     | 0.00          | 0.00        | 377.72       |
|             | D Totals:                | 6,979.69       | 0.00     | 0.00          | 0.00        | 6,979.69     |
| E           | ADMINISTRATIVE CUSTODIAL |                |          |               |             |              |
| 5040        | Fundraising-General      | 1,243.00       | 0.00     | 0.00          | 0.00        | 1,243.00     |
| 5060        | Hospitality              | 32.50          | 0.00     | 0.00          | 0.00        | 32.50        |
| 5070        | Library                  | -16.91         | 0.00     | 0.00          | 0.00        | -16.91       |
| 5165        | Logo Sales               | 74.62          | 0.00     | 0.00          | 0.00        | 74.62        |
|             | E Totals:                | 1,333.21       | 0.00     | 0.00          | 0.00        | 1,333.21     |
| Q           | STUDENT FEE FUND         |                |          |               |             |              |
| 7000        | KG Field Trips           | 202.89         | 0.00     | 226.14        | 0.00        | -23.25       |
| 7010        | 1st Grade Field Trips    | 274.15         | 0.00     | 297.19        | 0.00        | -23.04       |
| 7020        | 2nd Grade Field Trips    | 306.72         | 0.00     | 285.02        | 0.00        | 21.70        |
| 7030        | 3rd Grade Field Trips    | 188.51         | 0.00     | 222.48        | 0.00        | -33.97       |
| 7040        | 4th Grade Field Trips    | -22.79         | 0.00     | 0.00          | 0.00        | -22.79       |
| 7050        | 5th Grade Field Trips    | 133.48         | 0.00     | 158.12        | 0.00        | -24.64       |
| 7090        | ACP (SpEd) Trips         | -28.00         | 0.00     | 0.00          | 0.00        | -28.00       |
| 7140        | Mini-Classes             | 0.00           | 0.00     | 0.00          | 0.00        | 0.00         |
| 7900        | Field Trips-Other        | 46.25          | 0.00     | 60.70         | 14.45       | 0.00         |
|             | Q Totals:                | 1,101.21       | 0.00     | 1,249.65      | 14.45       | -133.99      |
|             | Hitchcoc Totals:         | 29,673.91      | 1.19     | 1,269.89      | 0.00        | 28,405.21    |

## Current Cash Balance

Sorted by Site ID, Group ID, Activity ID,  
From 06/01/2012 to 06/30/2012.

| Site ID  | Site Name                  | Group ID  | Group Name            | Activity ID | Activity Name | Beginning Cash | Receipts | Disbursements | Adjustments | Cash Balance |
|----------|----------------------------|-----------|-----------------------|-------------|---------------|----------------|----------|---------------|-------------|--------------|
| HollingH | Holling Heights Elementary |           |                       |             |               |                |          |               |             |              |
| A        | ACTIVITY GENERAL           |           |                       |             |               |                |          |               |             |              |
|          | 1010                       |           | General Admin         |             |               | 16,476.45      | 461.51   | 70.71         | 0.00        | 16,867.25    |
|          | 1030                       |           | Staff Vending         |             |               | 888.26         | 24.70    | 0.00          | 0.00        | 912.96       |
|          |                            | A         | Totals:               |             |               | 17,364.71      | 486.21   | 70.71         | 0.00        | 17,780.21    |
| D        | CLUBS AND ORGANIZATIONS    |           |                       |             |               |                |          |               |             |              |
|          | 4710                       |           | Student Council       |             |               | 2,594.51       | 0.00     | 0.00          | 0.00        | 2,594.51     |
|          |                            | D         | Totals:               |             |               | 2,594.51       | 0.00     | 0.00          | 0.00        | 2,594.51     |
| E        | ADMINISTRATIVE CUSTODIAL   |           |                       |             |               |                |          |               |             |              |
|          | 5070                       |           | Library               |             |               | 3,758.56       | 0.00     | 0.00          | 0.00        | 3,758.56     |
|          | 5140                       |           | PayBac                |             |               | 922.85         | 0.00     | 0.00          | 0.00        | 922.85       |
|          | 5180                       |           | Teacher Fund/Grants   |             |               | 0.00           | 0.00     | 0.00          | 0.00        | 0.00         |
|          |                            | E         | Totals:               |             |               | 4,681.41       | 0.00     | 0.00          | 0.00        | 4,681.41     |
| Q        | STUDENT FEE FUND           |           |                       |             |               |                |          |               |             |              |
|          | 7000                       |           | KG Field Trips        |             |               | 97.56          | 0.00     | 0.00          | 0.00        | 97.56        |
|          | 7010                       |           | 1st Grade Field Trips |             |               | 275.57         | 0.00     | 0.00          | 0.00        | 275.57       |
|          | 7020                       |           | 2nd Grade Field Trips |             |               | 33.86          | 0.00     | 0.00          | 0.00        | 33.86        |
|          | 7030                       |           | 3rd Grade Field Trips |             |               | 93.26          | 0.00     | 0.00          | 0.00        | 93.26        |
|          | 7040                       |           | 4th Grade Field Trips |             |               | 895.74         | 0.00     | 528.10        | 0.00        | 367.64       |
|          | 7050                       |           | 5th Grade Field Trips |             |               | -7.80          | 339.00   | 0.00          | 0.00        | 331.20       |
|          | 7900                       |           | Field Trips-Other     |             |               | 77.94          | 0.00     | 0.00          | 0.00        | 77.94        |
|          |                            | Q         | Totals:               |             |               | 1,466.13       | 339.00   | 528.10        | 0.00        | 1,277.03     |
|          |                            | HollingHt | Totals:               |             |               | 26,106.76      | 825.21   | 598.81        | 0.00        | 26,333.16    |

## Current Cash Balance

Sorted by Site ID, Group ID, Activity ID  
From 06/01/2012 to 06/30/2012

| Site ID     | Site Name                | Beginning Cash | Receipts | Disbursements | Adjustments | Cash Balance |
|-------------|--------------------------|----------------|----------|---------------|-------------|--------------|
| Group ID    | Group Name               |                |          |               |             |              |
| Activity ID | Activity Name            |                |          |               |             |              |
| Montclair   | Montclair Elementary     |                |          |               |             |              |
| A           | ACTIVITY GENERAL         |                |          |               |             |              |
| 1010        | General Admin            | 5,972.34       | 943.26   | 566.36        | 0.00        | 6,349.24     |
| 1030        | Staff Vending            | 547.34         | 20.36    | 0.00          | 0.00        | 567.70       |
|             | A Totals:                | 6,519.68       | 963.62   | 566.36        | 0.00        | 6,916.94     |
| D           | CLUBS AND ORGANIZATIONS  |                |          |               |             |              |
| 4040        | Art                      | 470.37         | 0.00     | 67.81         | 0.00        | 402.56       |
| 4440        | Leadership Club          | 0.00           | 0.00     | 0.00          | 0.00        | 0.00         |
| 4570        | Play Production          | 2,397.67       | 0.00     | 0.00          | 0.00        | 2,397.67     |
| 4610        | SAFE/DARE/Drug Free      | 1.84           | 0.00     | 0.00          | 0.00        | 1.84         |
| 4710        | Student Council          | 573.66         | 161.00   | 0.00          | 0.00        | 734.66       |
|             | D Totals:                | 3,443.54       | 161.00   | 67.81         | 0.00        | 3,536.73     |
| E           | ADMINISTRATIVE CUSTODIAL |                |          |               |             |              |
| 5040        | Fundraising-General      | 0.00           | 0.00     | 0.00          | 0.00        | 0.00         |
| 5060        | Hospitality              | 4.82           | 0.00     | 0.00          | 0.00        | 4.82         |
| 5070        | Library                  | 2,013.17       | 109.99   | 689.42        | 0.00        | 1,433.74     |
| 5120        | P.E.                     | -89.40         | 254.55   | 0.00          | 0.00        | 165.15       |
|             | E Totals:                | 1,928.59       | 364.54   | 689.42        | 0.00        | 1,603.71     |
| Q           | STUDENT FEE FUND         |                |          |               |             |              |
| 7000        | KG Field Trips           | 183.94         | 0.00     | 281.56        | 0.00        | -97.62       |
| 7010        | 1st Grade Field Trips    | 667.05         | 0.00     | 441.92        | 0.00        | 225.13       |
| 7020        | 2nd Grade Field Trips    | 794.17         | 0.00     | 157.14        | 0.00        | 637.03       |
| 7030        | 3rd Grade Field Trips    | 69.78          | 0.00     | 0.00          | 0.00        | 69.78        |
| 7040        | 4th Grade Field Trips    | 110.62         | 0.00     | 61.50         | -27.75      | 21.37        |
| 7050        | 5th Grade Field Trips    | 706.96         | 0.00     | 157.14        | 0.00        | 549.82       |
| 7110        | Montessori PreK          | 5,113.59       | 2.00     | 1,574.68      | 0.00        | 3,540.91     |
| 7120        | Montessori 1-3           | 1,049.44       | 0.00     | 0.00          | -48.00      | 1,001.44     |
| 7130        | Montessori 4th & 5th     | 2,700.77       | 0.00     | 632.84        | -25.00      | 2,042.93     |
| 7140        | Mini-Classes             | 2,280.43       | 0.00     | 668.00        | 0.00        | 1,612.43     |
| 7150        | Jumpstart                | 0.00           | 0.00     | 0.00          | 0.00        | 0.00         |
| 7900        | Field Trips-Other        | -6,121.40      | 0.00     | 2,000.00      | 100.75      | -8,020.65    |
|             | Q Totals:                | 7,555.35       | 2.00     | 5,974.78      | 0.00        | 1,582.57     |
|             | Montclair Totals:        | 19,447.16      | 1,491.16 | 7,298.37      | 0.00        | 13,639.95    |

## Current Cash Balance

Sorted by Site ID, Group ID, Activity ID  
From 06/01/2012 to 06/30/2012

| Site ID | Site Name                | Group ID | Group Name | Activity ID | Activity Name         | Beginning Cash | Receipts | Disbursements | Adjustments | Cash Balance |
|---------|--------------------------|----------|------------|-------------|-----------------------|----------------|----------|---------------|-------------|--------------|
| Morton  | Morton Elementary        |          |            |             |                       |                |          |               |             |              |
| A       | ACTIVITY GENERAL         |          |            |             |                       |                |          |               |             |              |
|         |                          | 1010     |            |             | General Admin         | 6,667.19       | 0.79     | 177.27        | 0.00        | 6,490.71     |
|         |                          | 1030     |            |             | Staff Vending         | 159.26         | 0.00     | 0.00          | -21.00      | 138.26       |
|         |                          |          | A          |             | Totals:               | 6,826.45       | 0.79     | 177.27        | -21.00      | 6,628.97     |
| D       | CLUBS AND ORGANIZATIONS  |          |            |             |                       |                |          |               |             |              |
|         |                          | 4580     |            |             | Reading               | 84.80          | 0.00     | 0.00          | 0.00        | 84.80        |
|         |                          | 4610     |            |             | SAFE/DARE/Drug Free   | 13.55          | 0.00     | 0.00          | 0.00        | 13.55        |
|         |                          | 4620     |            |             | Safety Patrol         | 0.00           | 0.00     | 0.00          | 0.00        | 0.00         |
|         |                          | 4710     |            |             | Student Council       | 193.42         | 0.00     | 0.00          | 0.00        | 193.42       |
|         |                          |          | D          |             | Totals:               | 291.77         | 0.00     | 0.00          | 0.00        | 291.77       |
| E       | ADMINISTRATIVE CUSTODIAL |          |            |             |                       |                |          |               |             |              |
|         |                          | 5040     |            |             | Fundraising-General   | 7,444.51       | 145.00   | 0.00          | 0.00        | 7,589.51     |
|         |                          | 5060     |            |             | Hospitality           | 977.48         | 0.00     | 150.79        | 0.00        | 826.69       |
|         |                          | 5070     |            |             | Library               | 2,945.50       | 125.52   | 239.51        | 0.00        | 2,831.51     |
|         |                          | 5140     |            |             | PayBac                | 939.76         | 22.58    | 1,037.23      | 21.00       | -53.89       |
|         |                          |          | E          |             | Totals:               | 12,307.25      | 293.10   | 1,427.53      | 21.00       | 11,193.82    |
| Q       | STUDENT FEE FUND         |          |            |             |                       |                |          |               |             |              |
|         |                          | 7000     |            |             | KG Field Trips        | 98.50          | 0.00     | 138.52        | 0.00        | -40.02       |
|         |                          | 7010     |            |             | 1st Grade Field Trips | 184.10         | 73.25    | 233.75        | 0.00        | 23.60        |
|         |                          | 7020     |            |             | 2nd Grade Field Trips | 177.50         | 0.00     | 147.78        | 0.00        | 29.72        |
|         |                          | 7030     |            |             | 3rd Grade Field Trips | 178.00         | 70.00    | 558.52        | 0.00        | -310.52      |
|         |                          | 7040     |            |             | 4th Grade Field Trips | 21.39          | 350.00   | 464.60        | 0.00        | -93.21       |
|         |                          | 7050     |            |             | 5th Grade Field Trips | 137.06         | 182.69   | 299.65        | 0.00        | 20.10        |
|         |                          | 7900     |            |             | Field Trips-Other     | -494.68        | 0.00     | 0.00          | 0.00        | -494.68      |
|         |                          |          | Q          |             | Totals:               | 301.87         | 675.94   | 1,842.82      | 0.00        | -865.01      |
|         |                          |          | Morton     |             | Totals:               | 19,727.34      | 969.83   | 3,447.62      | 0.00        | 17,249.55    |

## Current Cash Balance

Sorted by Site ID, Group ID, Activity ID  
From 06/01/2012 to 06/30/2012.

| Site ID<br>Group ID                 | Site Name<br>Group Name<br>Activity ID Activity Name | Beginning Cash | Receipts | Disbursements | Adjustments | Cash Balance |
|-------------------------------------|--|----------------|----------|---------------|-------------|--------------|
| Neihardt Neihardt Elementary School |  |                |          |               |             |              |
| A                                   | ACTIVITY GENERAL                                     |                |          |               |             |              |
| 1010                                | General Admin  | 18,456.28      | 1.05     | 4,669.54      | 0.00        | 13,787.79    |
| 1030                                | Staff Vending  | 1,075.77       | 0.00     | 289.50        | 0.00        | 786.27       |
|                                     | A Totals:  | 19,532.05      | 1.05     | 4,959.04      | 0.00        | 14,574.06    |
| D                                   | CLUBS AND ORGANIZATIONS                              |                |          |               |             |              |
| 4040                                | Art  | 1,370.15       | 0.00     | 0.00          | 0.00        | 1,370.15     |
| 4140                                | Choir  | 187.98         | 0.00     | 0.00          | 0.00        | 187.98       |
| 4620                                | Safety Patrol  | 0.00           | 0.00     | 0.00          | 0.00        | 0.00         |
| 4710                                | Student Council                                      | -1,689.14      | 0.00     | 0.00          | 0.00        | -1,689.14    |
| 4770                                | Yearbook   | 4,415.91       | 0.00     | 3,637.15      | 0.00        | 778.76       |
|                                     | D Totals:  | 4,284.90       | 0.00     | 3,637.15      | 0.00        | 647.75       |
| E                                   | ADMINISTRATIVE CUSTODIAL                             |                |          |               |             |              |
| 5040                                | Fundraising-General                                  | 2,639.84       | 0.00     | 0.00          | 0.00        | 2,639.84     |
| 5070                                | Library  | 1,622.82       | 0.00     | 0.00          | 0.00        | 1,622.82     |
| 5110                                | Other Student Activities                             | 0.00           | 0.00     | 0.00          | 0.00        | 0.00         |
| 5140                                | PayBac   | 0.00           | 0.00     | 0.00          | 0.00        | 0.00         |
|                                     | E Totals:  | 4,262.66       | 0.00     | 0.00          | 0.00        | 4,262.66     |
| Q                                   | STUDENT FEE FUND                                     |                |          |               |             |              |
| 7000                                | KG Field Trips                                       | 491.71         | 0.00     | 581.52        | 0.00        | -89.81       |
| 7010                                | 1st Grade Field Trips                                | 214.34         | 0.00     | 307.38        | 0.00        | -93.04       |
| 7020                                | 2nd Grade Field Trips                                | 1,122.90       | 0.00     | 1,052.84      | 0.00        | 70.06        |
| 7030                                | 3rd Grade Field Trips                                | 273.14         | 0.00     | 347.68        | 0.00        | -74.54       |
| 7040                                | 4th Grade Field Trips                                | 58.81          | 0.00     | 524.18        | 0.00        | -465.37      |
| 7050                                | 5th Grade Field Trips                                | 493.62         | 0.00     | 536.28        | 0.00        | -42.66       |
| 7900                                | Field Trips-Other                                    | 0.00           | 0.00     | 0.00          | 0.00        | 0.00         |
|                                     | Q Totals:  | 2,654.52       | 0.00     | 3,349.88      | 0.00        | -695.36      |
|                                     | Neihardt Totals:                                     | 30,734.13      | 1.05     | 11,946.07     | 0.00        | 18,789.11    |

## Current Cash Balance

Sorted by Site ID, Group ID, Activity ID.  
From 06/01/2012 to 06/30/2012.

| Site ID | Site Name                | Group ID | Group Name            | Activity ID | Activity Name | Beginning Cash | Receipts | Disbursements | Adjustments | Cash Balance |
|---------|--------------------------|----------|-----------------------|-------------|---------------|----------------|----------|---------------|-------------|--------------|
| Norris  | Norris Elementary School |          |                       |             |               |                |          |               |             |              |
| A       | ACTIVITY GENERAL         |          |                       |             |               |                |          |               |             |              |
|         | 1010                     |          | General Admin         |             |               | 15,017.96      | 41.25    | 396.27        | 0.00        | 14,662.94    |
|         | 1030                     |          | Staff Vending         |             |               | 304.55         | 47.60    | 108.62        | 0.00        | 243.53       |
|         | 1050                     |          | Projects/Support      |             |               | 3,689.35       | 0.00     | 0.00          | 0.00        | 3,689.35     |
|         |                          | A        | Totals:               |             |               | 19,011.86      | 88.85    | 504.89        | 0.00        | 18,595.82    |
| D       | CLUBS AND ORGANIZATIONS  |          |                       |             |               |                |          |               |             |              |
|         | 4010                     |          | 40 Assets             |             |               | 1,314.26       | 140.00   | 406.32        | 0.00        | 1,047.94     |
|         | 4040                     |          | Art                   |             |               | 1,202.65       | 0.00     | 0.00          | 0.00        | 1,202.65     |
|         | 4500                     |          | Music                 |             |               | 0.00           | 0.00     | 0.00          | 0.00        | 0.00         |
|         | 4580                     |          | Reading               |             |               | 521.24         | 0.00     | 0.00          | 0.00        | 521.24       |
|         | 4620                     |          | Safety Patrol         |             |               | 0.00           | 0.00     | 0.00          | 0.00        | 0.00         |
|         | 4710                     |          | Student Council       |             |               | 898.23         | 0.00     | 271.38        | 0.00        | 626.85       |
|         |                          | D        | Totals:               |             |               | 3,936.38       | 140.00   | 677.70        | 0.00        | 3,398.68     |
| E       | ADMINISTRATIVE CUSTODIAL |          |                       |             |               |                |          |               |             |              |
|         | 5040                     |          | Fundraising-General   |             |               | 0.00           | 0.00     | 0.00          | 0.00        | 0.00         |
|         | 5060                     |          | Hospitality           |             |               | 0.00           | 0.00     | 0.00          | 0.00        | 0.00         |
|         | 5080                     |          | Media                 |             |               | 3,986.02       | 0.00     | 1,446.44      | 0.00        | 2,539.58     |
|         | 5090                     |          | Montessori            |             |               | 1,033.67       | 0.00     | 34.15         | 0.00        | 999.52       |
|         | 5140                     |          | PayBac                |             |               | 1,035.70       | 0.00     | 0.00          | 0.00        | 1,035.70     |
|         | 5180                     |          | Teacher Fund/Grants   |             |               | 31.75          | 0.00     | 0.00          | 0.00        | 31.75        |
|         |                          | E        | Totals:               |             |               | 6,087.14       | 0.00     | 1,480.59      | 0.00        | 4,606.55     |
| Q       | STUDENT FEE FUND         |          |                       |             |               |                |          |               |             |              |
|         | 7000                     |          | KG Field Trips        |             |               | 480.71         | 0.00     | 530.12        | 0.00        | -49.41       |
|         | 7010                     |          | 1st Grade Field Trips |             |               | 232.93         | 0.00     | 279.57        | 0.00        | -46.64       |
|         | 7020                     |          | 2nd Grade Field Trips |             |               | 214.36         | 0.00     | 342.62        | 0.00        | -128.26      |
|         | 7030                     |          | 3rd Grade Field Trips |             |               | 276.00         | 0.00     | 383.19        | 0.00        | -107.19      |
|         | 7040                     |          | 4th Grade Field Trips |             |               | 287.00         | 0.00     | 407.75        | 0.00        | -120.75      |
|         | 7050                     |          | 5th Grade Field Trips |             |               | 157.99         | 0.00     | 196.31        | 0.00        | -38.32       |
|         | 7090                     |          | ACP (SpEd) Trips      |             |               | 0.00           | 0.00     | 0.00          | 0.00        | 0.00         |
|         | 7110                     |          | Montessori PreK       |             |               | 398.94         | 0.00     | 429.12        | 0.00        | -30.18       |
|         | 7120                     |          | Montessori 1-3        |             |               | 616.73         | 2.00     | 451.13        | 0.00        | 167.60       |
|         | 7130                     |          | Montessori 4th & 5th  |             |               | 125.40         | 0.00     | 121.30        | 0.00        | 4.10         |
|         | 7150                     |          | Jumpstart             |             |               | 0.00           | 0.00     | 0.00          | 0.00        | 0.00         |
|         | 7900                     |          | Field Trips-Other     |             |               | 0.00           | 0.00     | 0.00          | 0.00        | 0.00         |
|         |                          | Q        | Totals:               |             |               | 2,790.06       | 2.00     | 3,141.11      | 0.00        | -349.05      |
|         |                          | Norris   | Totals:               |             |               | 31,825.44      | 230.85   | 5,804.29      | 0.00        | 26,252.00    |



## Current Cash Balance

Sorted by Site ID, Group ID, Activity ID  
From 06/01/2012 to 06/30/2012

| Site ID     | Site Name                | Beginning Cash | Receipts | Disbursements | Adjustments | Cash Balance |
|-------------|--------------------------|----------------|----------|---------------|-------------|--------------|
| Group ID    | Group Name               |                |          |               |             |              |
| Activity ID | Activity Name            |                |          |               |             |              |
| Reagan      | Reagan Elementary        |                |          |               |             |              |
| A           | ACTIVITY GENERAL         |                |          |               |             |              |
| 1010        | General Admin            | 59,661.53      | 3.52     | 6,377.01      | 69.78       | 53,357.82    |
| 1030        | Staff Vending            | 1,794.24       | 0.00     | 0.00          | 0.00        | 1,794.24     |
|             | A Totals:                | 61,455.77      | 3.52     | 6,377.01      | 69.78       | 55,152.06    |
| D           | CLUBS AND ORGANIZATIONS  |                |          |               |             |              |
| 4540        | Other Clubs              | 0.00           | 0.00     | 0.00          | 0.00        | 0.00         |
| 4710        | Student Council          | 1,284.68       | 0.00     | 0.00          | 0.00        | 1,284.68     |
|             | D Totals:                | 1,284.68       | 0.00     | 0.00          | 0.00        | 1,284.68     |
| E           | ADMINISTRATIVE CUSTODIAL |                |          |               |             |              |
| 5040        | Fundraising-General      | 18,080.10      | 0.00     | 0.00          | 0.00        | 18,080.10    |
| 5060        | Hospitality              | 0.00           | 0.00     | 0.00          | 0.00        | 0.00         |
| 5070        | Library                  | 5,809.38       | 0.00     | 105.00        | 0.00        | 5,704.38     |
| 5140        | PayBac                   | 0.00           | 0.00     | 0.00          | 0.00        | 0.00         |
|             | E Totals:                | 23,889.48      | 0.00     | 105.00        | 0.00        | 23,784.48    |
| Q           | STUDENT FEE FUND         |                |          |               |             |              |
| 7000        | KG Field Trips           | 2,481.94       | 0.00     | 2,243.58      | -69.78      | 168.58       |
| 7010        | 1st Grade Field Trips    | 1,122.19       | 0.00     | 991.24        | 0.00        | 130.95       |
| 7020        | 2nd Grade Field Trips    | 888.42         | 0.00     | 875.39        | 0.00        | 13.03        |
| 7030        | 3rd Grade Field Trips    | 54.58          | 0.00     | 0.00          | 0.00        | 54.58        |
| 7040        | 4th Grade Field Trips    | 866.84         | 0.00     | 759.72        | 0.00        | 107.12       |
| 7050        | 5th Grade Field Trips    | 657.60         | 0.00     | 482.40        | 0.00        | 175.20       |
| 7900        | Field Trips-Other        | 267.75         | 0.00     | 160.33        | 0.00        | 107.42       |
|             | Q Totals:                | 6,339.32       | 0.00     | 5,512.66      | -69.78      | 756.88       |
|             | Reagan Totals:           | 92,969.25      | 3.52     | 11,994.67     | 0.00        | 80,978.10    |

## Current Cash Balance

Sorted by Site ID, Group ID, Activity ID.  
From 06/01/2012 to 06/30/2012.

| Site ID<br>Group ID | Site Name<br>Group Name<br>Activity ID Activity Name | Beginning Cash | Receipts | Disbursements | Adjustments | Cash Balance |
|---------------------|--|----------------|----------|---------------|-------------|--------------|
| Reeder              | Reeder Elementary                                    |                |          |               |             |              |
| A                   | ACTIVITY GENERAL                                     |                |          |               |             |              |
|                     | 1010 General Admin                                   | 9,199.58       | 1.17     | 105.00        | 0.00        | 9,095.75     |
|                     | 1030 Staff Vending                                   | 330.57         | 0.00     | 55.45         | 0.00        | 275.12       |
|                     | A Totals:  | 9,530.15       | 1.17     | 160.45        | 0.00        | 9,370.87     |
| D                   | CLUBS AND ORGANIZATIONS                              |                |          |               |             |              |
|                     | 4500 Music   | 2,479.10       | 0.00     | 0.00          | 0.00        | 2,479.10     |
|                     | 4580 Reading   | 0.00           | 0.00     | 0.00          | 0.00        | 0.00         |
|                     | 4710 Student Council                                 | 508.19         | 0.00     | 0.00          | 0.00        | 508.19       |
|                     | D Totals:  | 2,987.29       | 0.00     | 0.00          | 0.00        | 2,987.29     |
| E                   | ADMINISTRATIVE CUSTODIAL                             |                |          |               |             |              |
|                     | 5040 Fundraising-General                             | 56.91          | 0.00     | 0.00          | 0.00        | 56.91        |
|                     | 5060 Hospitality                                     | 0.00           | 0.00     | 0.00          | 0.00        | 0.00         |
|                     | 5070 Library   | 4,653.49       | 0.00     | 0.00          | 0.00        | 4,653.49     |
|                     | 5120 P.E.  | 1,228.56       | 0.00     | 0.00          | 0.00        | 1,228.56     |
|                     | 5140 PayBac  | 6,299.97       | 0.00     | 813.52        | 0.00        | 5,486.45     |
|                     | 5180 Teacher Fund/Grants                             | 0.00           | 0.00     | 0.00          | 0.00        | 0.00         |
|                     | E Totals:  | 12,238.93      | 0.00     | 813.52        | 0.00        | 11,425.41    |
| Q                   | STUDENT FEE FUND                                     |                |          |               |             |              |
|                     | 7000 KG Field Trips                                  | 431.38         | 0.00     | 537.56        | 0.00        | -106.18      |
|                     | 7010 1st Grade Field Trips                           | 884.65         | 0.00     | 854.56        | 0.00        | 30.09        |
|                     | 7020 2nd Grade Field Trips                           | 523.36         | 0.00     | 559.06        | 0.00        | -35.70       |
|                     | 7030 3rd Grade Field Trips                           | 472.33         | 0.00     | 468.17        | 0.00        | 4.16         |
|                     | 7040 4th Grade Field Trips                           | 786.43         | 0.00     | 854.14        | 0.00        | -67.71       |
|                     | 7050 5th Grade Field Trips                           | 19.77          | 0.00     | 0.00          | 0.00        | 19.77        |
|                     | 7090 ACP (SpEd) Trips                                | 0.00           | 0.00     | 0.00          | 0.00        | 0.00         |
|                     | 7900 Field Trips-Other                               | 0.00           | 0.00     | 0.00          | 0.00        | 0.00         |
|                     | Q Totals:  | 3,117.92       | 0.00     | 3,273.49      | 0.00        | -155.57      |
|                     | Reeder Totals:                                       | 27,874.29      | 1.17     | 4,247.46      | 0.00        | 23,628.00    |

## Current Cash Balance

Sorted by Site ID, Group ID, Activity ID.  
From 06/01/2012 to 06/30/2012.

| Site ID     | Site Name                | Beginning Cash | Receipts | Disbursements | Adjustments | Cash Balance |
|-------------|--------------------------|----------------|----------|---------------|-------------|--------------|
| Group ID    | Group Name               |                |          |               |             |              |
| Activity ID | Activity Name            |                |          |               |             |              |
| Rockwell    | Rockwell Elementary      |                |          |               |             |              |
| A           | ACTIVITY GENERAL         |                |          |               |             |              |
| 1010        | General Admin            | 5,712.41       | 1.28     | 695.79        | 0.00        | 5,017.90     |
| 1030        | Staff Vending            | 449.27         | 40.80    | 0.00          | 0.00        | 490.07       |
| 1040        | Donations                | 9,538.92       | 0.00     | 0.00          | 0.00        | 9,538.92     |
|             | A Totals:                | 15,700.60      | 42.08    | 695.79        | 0.00        | 15,046.89    |
| D           | CLUBS AND ORGANIZATIONS  |                |          |               |             |              |
| 4230        | Environmental Club       | 251.92         | 0.00     | 0.00          | 0.00        | 251.92       |
| 4540        | Other Clubs              | 218.21         | 0.00     | 0.00          | 0.00        | 218.21       |
| 4610        | SAFE/DARE/Drug Free      | 27.65          | 0.00     | 0.00          | 0.00        | 27.65        |
| 4710        | Student Council          | 1,828.59       | 0.00     | 151.06        | 0.00        | 1,677.53     |
|             | D Totals:                | 2,326.37       | 0.00     | 151.06        | 0.00        | 2,175.31     |
| E           | ADMINISTRATIVE CUSTODIAL |                |          |               |             |              |
| 5040        | Fundraising-General      | 1,886.81       | 0.00     | 0.00          | 0.00        | 1,886.81     |
| 5070        | Library                  | 5,511.27       | 48.19    | 0.00          | 0.00        | 5,559.46     |
| 5110        | Other Student Activities | 2,495.55       | 0.00     | 0.00          | 0.00        | 2,495.55     |
| 5140        | PayBac                   | 2,792.40       | 10.45    | 0.00          | 0.00        | 2,802.85     |
|             | E Totals:                | 12,686.03      | 58.64    | 0.00          | 0.00        | 12,744.67    |
| Q           | STUDENT FEE FUND         |                |          |               |             |              |
| 7000        | KG Field Trips           | 925.83         | 0.00     | 0.00          | -925.83     | 0.00         |
| 7010        | 1st Grade Field Trips    | 174.38         | 0.00     | 45.94         | -128.44     | 0.00         |
| 7020        | 2nd Grade Field Trips    | 561.78         | 0.00     | 270.75        | -291.03     | 0.00         |
| 7030        | 3rd Grade Field Trips    | 242.50         | 0.00     | 139.50        | -103.00     | 0.00         |
| 7040        | 4th Grade Field Trips    | 661.78         | 0.00     | 0.00          | -661.78     | 0.00         |
| 7050        | 5th Grade Field Trips    | 446.72         | 0.00     | 0.00          | -446.72     | 0.00         |
| 7900        | Field Trips-Other        | -2,639.08      | 0.00     | 0.00          | 2,556.80    | -82.28       |
|             | Q Totals:                | 373.91         | 0.00     | 456.19        | 0.00        | -82.28       |
|             | Rockwell Totals:         | 31,086.91      | 100.72   | 1,303.04      | 0.00        | 29,884.59    |

## Current Cash Balance

Sorted by Site ID, Group ID, Activity ID.  
From 06/01/2012 to 06/30/2012.

| Site ID     | Site Name                | Beginning Cash | Receipts | Disbursements | Adjustments | Cash Balance |
|-------------|--------------------------|----------------|----------|---------------|-------------|--------------|
| Group ID    | Group Name               |                |          |               |             |              |
| Activity ID | Activity Name            |                |          |               |             |              |
| Rohwer      | Rohwer Elementary        |                |          |               |             |              |
| A           | ACTIVITY GENERAL         |                |          |               |             |              |
| 1010        | General Admin            | 14,788.79      | 536.35   | 147.12        | 610.59      | 15,788.61    |
| 1030        | Staff Vending            | 66.06          | 66.76    | 0.00          | 0.00        | 132.82       |
|             | A Totals:                | 14,854.85      | 603.11   | 147.12        | 610.59      | 15,921.43    |
| D           | CLUBS AND ORGANIZATIONS  |                |          |               |             |              |
| 4070        | Birthday Book Club       | 1,717.49       | 40.00    | 0.00          | 0.00        | 1,757.49     |
| 4140        | Choir                    | 0.00           | 0.00     | 0.00          | 0.00        | 0.00         |
| 4620        | Safety Patrol            | 25.00          | 0.00     | 0.00          | 0.00        | 25.00        |
| 4710        | Student Council          | 457.12         | 0.00     | 0.00          | 0.00        | 457.12       |
|             | D Totals:                | 2,199.61       | 40.00    | 0.00          | 0.00        | 2,239.61     |
| E           | ADMINISTRATIVE CUSTODIAL |                |          |               |             |              |
| 5040        | Fundraising-General      | 0.00           | 0.00     | 0.00          | 0.00        | 0.00         |
| 5060        | Hospitality              | 921.50         | 0.00     | 0.00          | 0.00        | 921.50       |
| 5080        | Media                    | 5,372.77       | 89.26    | 12.95         | 0.06        | 5,449.14     |
| 5140        | PayBac                   | 3,261.97       | 2,286.77 | 915.76        | 0.00        | 4,632.98     |
| 5180        | Teacher Fund/Grants      | 0.00           | 0.00     | 0.00          | 0.00        | 0.00         |
|             | E Totals:                | 9,556.24       | 2,376.03 | 928.71        | 0.06        | 11,003.62    |
| Q           | STUDENT FEE FUND         |                |          |               |             |              |
| 7000        | KG Field Trips           | 393.81         | 723.50   | 296.64        | -820.67     | 0.00         |
| 7010        | 1st Grade Field Trips    | 250.65         | 967.00   | 0.00          | -1,171.52   | 46.13        |
| 7020        | 2nd Grade Field Trips    | 410.44         | 760.00   | 1,260.87      | 749.80      | 659.37       |
| 7030        | 3rd Grade Field Trips    | 1,539.99       | -22.00   | 415.38        | -1,102.61   | 0.00         |
| 7040        | 4th Grade Field Trips    | 24.95          | 586.00   | 534.80        | 398.42      | 474.57       |
| 7050        | 5th Grade Field Trips    | 1,117.00       | 1,552.50 | 1,455.24      | -1,138.11   | 76.15        |
| 7900        | Field Trips-Other        | -2,484.53      | 0.00     | 0.00          | 2,484.53    | 0.00         |
|             | Q Totals:                | 1,252.31       | 4,567.00 | 3,962.93      | -600.16     | 1,256.22     |
|             | Rohwer Totals:           | 27,863.01      | 7,586.14 | 5,038.76      | 10.49       | 30,420.88    |

## Current Cash Balance

Sorted by Site ID, Group ID, Activity ID.  
From 06/01/2012 to 06/30/2012.

| Site ID<br>Group ID | Site Name<br>Group Name<br>Activity ID    Activity Name | Beginning Cash | Receipts | Disbursements | Adjustments | Cash Balance |
|---------------------|---|----------------|----------|---------------|-------------|--------------|
| Sandoz              | Sandoz Elementary                                       |                |          |               |             |              |
| A                   | ACTIVITY GENERAL  |                |          |               |             |              |
|                     | 1010    General Admin                                   | 12,770.14      | 305.71   | 0.00          | 0.00        | 13,075.85    |
|                     | 1030    Staff Vending                                   | 289.99         | 0.00     | 0.00          | 0.00        | 289.99       |
|                     | A    Totals:  | 13,060.13      | 305.71   | 0.00          | 0.00        | 13,365.84    |
| D                   | CLUBS AND ORGANIZATIONS                                 |                |          |               |             |              |
|                     | 4040    Art   | 0.00           | 0.00     | 0.00          | 0.00        | 0.00         |
|                     | 4710    Student Council                                 | 392.35         | 0.00     | 0.00          | 0.00        | 392.35       |
|                     | D    Totals:  | 392.35         | 0.00     | 0.00          | 0.00        | 392.35       |
| E                   | ADMINISTRATIVE CUSTODIAL                                |                |          |               |             |              |
|                     | 5040    Fundraising-General                             | 0.00           | 0.00     | 0.00          | 0.00        | 0.00         |
|                     | 5070    Library   | 2,396.93       | 126.00   | 0.00          | 0.00        | 2,522.93     |
|                     | E    Totals:  | 2,396.93       | 126.00   | 0.00          | 0.00        | 2,522.93     |
| Q                   | STUDENT FEE FUND  |                |          |               |             |              |
|                     | 7000    KG Field Trips                                  | 400.81         | 0.00     | 269.20        | 0.00        | 131.61       |
|                     | 7010    1st Grade Field Trips                           | 811.12         | 45.94    | 331.88        | 0.00        | 525.18       |
|                     | 7020    2nd Grade Field Trips                           | 520.83         | 0.00     | 40.92         | 0.00        | 479.91       |
|                     | 7030    3rd Grade Field Trips                           | 459.08         | 0.00     | 166.00        | 0.00        | 293.08       |
|                     | 7040    4th Grade Field Trips                           | 287.09         | 0.00     | 163.05        | 0.00        | 124.04       |
|                     | 7050    5th Grade Field Trips                           | 842.14         | 0.00     | 39.50         | 0.00        | 802.64       |
|                     | 7090    ACP (SpEd) Trips                                | 0.00           | 0.00     | 0.00          | 0.00        | 0.00         |
|                     | 7900    Field Trips-Other                               | -2,117.06      | 0.00     | 0.00          | 0.00        | -2,117.06    |
|                     | Q    Totals:  | 1,204.01       | 45.94    | 1,010.55      | 0.00        | 239.40       |
|                     | Sandoz Totals:  | 17,053.42      | 477.65   | 1,010.55      | 0.00        | 16,520.52    |

## Current Cash Balance

Sorted by Site ID, Group ID, Activity ID.  
From 06/01/2012 to 06/30/2012.

| Site ID | Site Name                | Group ID | Group Name            | Activity ID | Activity Name | Beginning Cash | Receipts | Disbursements | Adjustments | Cash Balance |
|---------|--------------------------|----------|-----------------------|-------------|---------------|----------------|----------|---------------|-------------|--------------|
| Upchurc | Upchurch Elementary      |          |                       |             |               |                |          |               |             |              |
| A       | ACTIVITY GENERAL         |          |                       |             |               |                |          |               |             |              |
|         | 1010                     |          | General Admin         |             |               | 13,618.82      | 1.13     | 0.00          | 0.00        | 13,619.95    |
|         | 1030                     |          | Staff Vending         |             |               | 467.27         | 0.00     | 213.36        | 0.00        | 253.91       |
|         |                          | A        | Totals:               |             |               | 14,086.09      | 1.13     | 213.36        | 0.00        | 13,873.86    |
| D       | CLUBS AND ORGANIZATIONS  |          |                       |             |               |                |          |               |             |              |
|         | 4710                     |          | Student Council       |             |               | 1,716.99       | 0.00     | 0.00          | 0.00        | 1,716.99     |
|         |                          | D        | Totals:               |             |               | 1,716.99       | 0.00     | 0.00          | 0.00        | 1,716.99     |
| E       | ADMINISTRATIVE CUSTODIAL |          |                       |             |               |                |          |               |             |              |
|         | 5040                     |          | Fundraising-General   |             |               | 7,105.35       | 0.00     | 444.05        | 0.00        | 6,661.30     |
|         | 5070                     |          | Library               |             |               | 5,903.19       | 0.00     | 1,759.24      | 0.00        | 4,143.95     |
|         |                          | E        | Totals:               |             |               | 13,008.54      | 0.00     | 2,203.29      | 0.00        | 10,805.25    |
| Q       | STUDENT FEE FUND         |          |                       |             |               |                |          |               |             |              |
|         | 7000                     |          | KG Field Trips        |             |               | 504.50         | 0.00     | 504.50        | 0.00        | 0.00         |
|         | 7010                     |          | 1st Grade Field Trips |             |               | 37.25          | 0.00     | 70.60         | 0.00        | -33.35       |
|         | 7020                     |          | 2nd Grade Field Trips |             |               | 22.94          | 0.00     | 27.04         | 0.00        | -4.10        |
|         | 7030                     |          | 3rd Grade Field Trips |             |               | 493.25         | 0.00     | 453.95        | 0.00        | 39.30        |
|         | 7040                     |          | 4th Grade Field Trips |             |               | 236.90         | 0.00     | 230.06        | 0.00        | 6.84         |
|         | 7050                     |          | 5th Grade Field Trips |             |               | 137.37         | 0.00     | 70.26         | 0.00        | 67.11        |
|         | 7900                     |          | Field Trips-Other     |             |               | 0.00           | 0.00     | 0.00          | 0.00        | 0.00         |
|         |                          | Q        | Totals:               |             |               | 1,432.21       | 0.00     | 1,356.41      | 0.00        | 75.80        |
|         |                          | Upchurc  | Totals:               |             |               | 30,243.83      | 1.13     | 3,773.06      | 0.00        | 26,471.90    |

## Current Cash Balance

Sorted by Site ID, Group ID, Activity ID.  
From 06/01/2012 to 06/30/2012.

| Site ID | Site Name                | Group ID | Group Name            | Activity ID | Activity Name | Beginning Cash | Receipts | Disbursements | Adjustments | Cash Balance |
|---------|--------------------------|----------|-----------------------|-------------|---------------|----------------|----------|---------------|-------------|--------------|
| Wheeler | Wheeler Elementary       |          |                       |             |               |                |          |               |             |              |
| A       | ACTIVITY GENERAL         |          |                       |             |               |                |          |               |             |              |
|         | 1010                     |          | General Admin         |             |               | 13,258.01      | 1.20     | 473.72        | 0.00        | 12,785.49    |
|         | 1030                     |          | Staff Vending         |             |               | 286.41         | 28.47    | 0.00          | 0.00        | 314.88       |
|         | 1040                     |          | Donations             |             |               | 3,107.65       | 0.00     | 0.00          | 0.00        | 3,107.65     |
|         |                          | A        | Totals:               |             |               | 16,652.07      | 29.67    | 473.72        | 0.00        | 16,208.02    |
| D       | CLUBS AND ORGANIZATIONS  |          |                       |             |               |                |          |               |             |              |
|         | 4040                     |          | Art                   |             |               | 0.00           | 0.00     | 0.00          | 0.00        | 0.00         |
|         | 4070                     |          | Birthday Book Club    |             |               | 1,573.36       | 0.00     | 48.88         | 0.00        | 1,524.48     |
|         | 4500                     |          | Music                 |             |               | 270.00         | 0.00     | 0.00          | 0.00        | 270.00       |
|         | 4710                     |          | Student Council       |             |               | 282.09         | 0.00     | 0.00          | 0.00        | 282.09       |
|         |                          | D        | Totals:               |             |               | 2,125.45       | 0.00     | 48.88         | 0.00        | 2,076.57     |
| E       | ADMINISTRATIVE CUSTODIAL |          |                       |             |               |                |          |               |             |              |
|         | 5040                     |          | Fundraising-General   |             |               | 0.00           | 0.00     | 0.00          | 0.00        | 0.00         |
|         | 5060                     |          | Hospitality           |             |               | 30.00          | 0.00     | 0.00          | 0.00        | 30.00        |
|         | 5080                     |          | Media                 |             |               | 4,266.65       | 0.00     | 79.47         | 0.00        | 4,187.18     |
|         | 5100                     |          | Other Adm Custodial   |             |               | 5,360.30       | 205.00   | 4,671.91      | 0.00        | 893.39       |
|         |                          | E        | Totals:               |             |               | 9,656.95       | 205.00   | 4,751.38      | 0.00        | 5,110.57     |
| Q       | STUDENT FEE FUND         |          |                       |             |               |                |          |               |             |              |
|         | 7000                     |          | KG Field Trips        |             |               | 866.21         | 0.00     | 296.64        | 0.00        | 569.57       |
|         | 7010                     |          | 1st Grade Field Trips |             |               | 7.03           | 175.25   | 296.64        | 0.00        | -114.36      |
|         | 7020                     |          | 2nd Grade Field Trips |             |               | 716.13         | 0.00     | 708.64        | 0.00        | 7.49         |
|         | 7030                     |          | 3rd Grade Field Trips |             |               | 1,110.22       | 0.00     | 631.64        | 0.00        | 478.58       |
|         | 7040                     |          | 4th Grade Field Trips |             |               | 131.75         | 0.00     | 0.00          | 0.00        | 131.75       |
|         | 7050                     |          | 5th Grade Field Trips |             |               | 95.58          | 0.00     | 0.00          | 0.00        | 95.58        |
|         | 7600                     |          | Garden Club           |             |               | 0.79           | 0.00     | 0.00          | 0.00        | 0.79         |
|         | 7900                     |          | Field Trips-Other     |             |               | 569.39         | 0.00     | 655.37        | 0.00        | -85.98       |
|         |                          | Q        | Totals:               |             |               | 3,497.10       | 175.25   | 2,588.93      | 0.00        | 1,083.42     |
|         |                          | Wheeler  | Totals:               |             |               | 31,931.57      | 409.92   | 7,862.91      | 0.00        | 24,478.58    |

## Current Cash Balance

Sorted by Site ID, Group ID, Activity ID,  
From 06/01/2012 to 06/30/2012.

| Site ID     | Site Name                    | Beginning Cash | Receipts   | Disbursements | Adjustments | Cash Balance |
|-------------|------------------------------|----------------|------------|---------------|-------------|--------------|
| Group ID    | Group Name                   |                |            |               |             |              |
| Activity ID | Activity Name                |                |            |               |             |              |
| Willowd     | Willowdale Elementary        |                |            |               |             |              |
| A           | ACTIVITY GENERAL             |                |            |               |             |              |
| 1010        | General Admin                | 6,914.02       | 1,530.34   | 1,828.40      | 2.00        | 6,617.96     |
| 1030        | Staff Vending                | 3,639.32       | 35.67      | 0.00          | 0.00        | 3,674.99     |
|             | A Totals:                    | 10,553.34      | 1,566.01   | 1,828.40      | 2.00        | 10,292.95    |
| D           | CLUBS AND ORGANIZATIONS      |                |            |               |             |              |
| 4040        | Art                          | 0.00           | 0.00       | 0.00          | 0.00        | 0.00         |
| 4140        | Choir                        | 0.00           | 0.00       | 0.00          | 0.00        | 0.00         |
| 4230        | Environmental Club           | 0.00           | 0.00       | 0.00          | 0.00        | 0.00         |
| 4710        | Student Council              | 500.82         | 0.00       | 0.00          | 0.00        | 500.82       |
|             | D Totals:                    | 500.82         | 0.00       | 0.00          | 0.00        | 500.82       |
| E           | ADMINISTRATIVE CUSTODIAL     |                |            |               |             |              |
| 5040        | Fundraising-General          | 706.33         | 485.21     | 0.00          | 0.00        | 1,191.54     |
| 5050        | HAL                          | -25.64         | 0.00       | 0.00          | 0.00        | -25.64       |
| 5080        | Media                        | 2,329.31       | 325.35     | 0.00          | 0.00        | 2,654.66     |
| 5180        | Teacher Fund/Grants          | 1,307.78       | 0.00       | 1,032.50      | 0.00        | 275.28       |
| 5200        | Outdoor Learning Environment | 300.72         | 50.00      | 0.00          | 0.00        | 350.72       |
|             | E Totals:                    | 4,618.50       | 860.56     | 1,032.50      | 0.00        | 4,446.56     |
| Q           | STUDENT FEE FUND             |                |            |               |             |              |
| 7000        | KG Field Trips               | 1,171.00       | 434.00     | 251.00        | -1,353.75   | 0.25         |
| 7010        | 1st Grade Field Trips        | 454.61         | 497.75     | 150.28        | -835.42     | -33.34       |
| 7020        | 2nd Grade Field Trips        | 149.73         | 321.50     | 144.40        | -437.00     | -110.17      |
| 7030        | 3rd Grade Field Trips        | 1,156.53       | 660.50     | 459.74        | -1,408.53   | -51.24       |
| 7040        | 4th Grade Field Trips        | -639.95        | 1,166.88   | 0.00          | -526.82     | 0.11         |
| 7050        | 5th Grade Field Trips        | 170.34         | 0.00       | 0.00          | -351.72     | -181.38      |
| 7900        | Field Trips-Other            | -1,592.07      | 393.44     | 271.16        | 4,892.49    | 3,422.70     |
|             | Q Totals:                    | 870.19         | 3,474.07   | 1,276.58      | -20.75      | 3,046.93     |
|             | Willowda Totals:             | 16,542.85      | 5,900.64   | 4,137.48      | -18.75      | 18,287.26    |
|             | Report Totals:               | 2,644,821.70   | 408,705.92 | 419,117.83    | -79,737.24  | 2,554,672.55 |



## Current Cash Balance

Sorted by Site ID, Group ID, Activity ID.  
From 06/01/2012 to 06/30/2012.

| Site ID     | Site Name                  | Beginning Cash | Receipts | Disbursements | Adjustments | Cash Balance |
|-------------|----------------------------|----------------|----------|---------------|-------------|--------------|
| Group ID    | Group Name                 |                |          |               |             |              |
| Activity ID | Activity Name              |                |          |               |             |              |
| AMS         | Andersen Middle School     |                |          |               |             |              |
| A           | ACTIVITY GENERAL           |                |          |               |             |              |
| 1010        | General Admin              | 23,071.87      | 3.95     | 436.20        | 0.00        | 22,639.62    |
| 1025        | Savings                    | 0.00           | 0.00     | 0.00          | 0.00        | 0.00         |
| 1030        | Staff Vending              | 1,220.01       | 0.00     | 101.77        | 0.00        | 1,118.24     |
| 1035        | Student Vending            | 9,754.68       | 1,937.78 | 0.00          | 0.00        | 11,692.46    |
|             | A Totals:                  | 34,046.56      | 1,941.73 | 537.97        | 0.00        | 35,450.32    |
| B           | Athletics-Girls            |                |          |               |             |              |
| 2013        | Misc. Expenditures - Girls | 20.52          | 0.00     | 510.92        | 0.00        | -490.40      |
|             | B Totals:                  | 20.52          | 0.00     | 510.92        | 0.00        | -490.40      |
| C           | Athletics-Boys             |                |          |               |             |              |
| 3013        | Misc. Expenditures - Boys  | 6,125.91       | 0.00     | 142.77        | 0.00        | 5,983.14     |
|             | C Totals:                  | 6,125.91       | 0.00     | 142.77        | 0.00        | 5,983.14     |
| D           | CLUBS AND ORGANIZATIONS    |                |          |               |             |              |
| 4040        | Art                        | -28.74         | 0.00     | 43.98         | 0.00        | -72.72       |
| 4060        | Band                       | 5,959.75       | 0.00     | 2,848.00      | 300.00      | 3,411.75     |
| 4080        | Book Club                  | 234.16         | 0.00     | 0.00          | 0.00        | 234.16       |
| 4100        | Builders Club              | 310.92         | 0.00     | 0.00          | 0.00        | 310.92       |
| 4220        | Drama Club                 | 0.00           | 0.00     | 0.00          | 0.00        | 0.00         |
| 4260        | FCS Club                   | 2,111.49       | 0.00     | 0.00          | 0.00        | 2,111.49     |
| 4370        | Industrial Arts            | 6,781.10       | 750.00   | 0.00          | 0.00        | 7,531.10     |
| 4440        | Leadership Club            | 1,122.15       | 0.00     | 0.00          | 0.00        | 1,122.15     |
| 4500        | Music                      | 2,052.87       | 0.00     | 234.58        | 200.00      | 2,018.29     |
| 4540        | Other Clubs                | 0.00           | 0.00     | 0.00          | 0.00        | 0.00         |
| 4560        | Photography Club           | 79.58          | 0.00     | 0.00          | 0.00        | 79.58        |
| 4590        | Renaissance Program        | 1,140.79       | 0.00     | 0.00          | 0.00        | 1,140.79     |
| 4630        | Science Club               | 0.99           | 0.00     | 0.00          | 0.00        | 0.99         |
| 4710        | Student Council            | 2,200.44       | 0.00     | 0.00          | 0.00        | 2,200.44     |
| 4740        | Volleyball Club            | 0.00           | 0.00     | 0.00          | 0.00        | 0.00         |
| 4750        | Volunteer Club             | 0.00           | 0.00     | 0.00          | 0.00        | 0.00         |
| 4770        | Yearbook                   | 1,607.90       | 2,343.00 | 30.00         | 0.00        | 3,920.90     |
| 4780        | Youth to Youth             | 578.03         | 0.00     | 126.76        | 0.00        | 451.27       |
|             | D Totals:                  | 24,151.43      | 3,093.00 | 3,283.32      | 500.00      | 24,461.11    |
| E           | ADMINISTRATIVE CUSTODIAL   |                |          |               |             |              |
| 5020        | Fines                      | 7,888.57       | 241.00   | 0.00          | 0.00        | 8,129.57     |
| 5030        | Counseling Center          | 1,868.34       | 0.00     | 0.00          | 0.00        | 1,868.34     |
| 5040        | Fundraising-General        | 5,015.27       | 0.00     | 0.00          | 0.00        | 5,015.27     |
| 5050        | HAL                        | 0.00           | 0.00     | 0.00          | 0.00        | 0.00         |
| 5060        | Hospitality                | 302.50         | 50.00    | 48.15         | 0.00        | 304.35       |
| 5070        | Library                    | 1,412.27       | 70.89    | 131.33        | 0.00        | 1,351.83     |
| 5100        | Other Adm Custodial        | -4,978.06      | 0.00     | 0.00          | 0.00        | -4,978.06    |
| 5110        | Other Student Activities   | 0.00           | 0.00     | 399.87        | 0.00        | -399.87      |
| 5120        | P.E.                       | 721.79         | 0.00     | 0.00          | 0.00        | 721.79       |

## Current Cash Balance

Sorted by Site ID, Group ID, Activity ID  
From 06/01/2012 to 06/30/2012

| Site ID<br>Group ID | Site Name<br>Group Name | Activity ID | Activity Name                     | Beginning Cash | Receipts | Disbursements | Adjustments | Cash Balance |
|---------------------|-------------------------|-------------|-----------------------------------|----------------|----------|---------------|-------------|--------------|
| 5165                |                         |             | Logo Sales                        | 2,783.59       | 0.00     | 0.00          | 0.00        | 2,783.59     |
| 5200                |                         |             | Outdoor Learning Environment      | 1,639.96       | 0.00     | 0.00          | 0.00        | 1,639.96     |
| 5215                |                         |             | Special Events                    | 9,033.51       | 0.00     | 555.34        | 0.00        | 8,478.17     |
|                     | E                       |             | Totals:                           | 25,687.74      | 361.89   | 1,134.69      | 0.00        | 24,914.94    |
| Q                   |                         |             | STUDENT FEE FUND                  |                |          |               |             |              |
| 7060                |                         |             | 6th Grade Field Trips             | -368.51        | 0.00     | 0.00          | 0.00        | -368.51      |
| 7070                |                         |             | 7th Grade Field Trips             | 177.59         | 0.00     | 354.00        | 0.00        | -176.41      |
| 7080                |                         |             | 8th Grade Field Trips             | 331.50         | 0.00     | 146.36        | 0.00        | 185.14       |
| 7150                |                         |             | Jumpstart                         | -305.59        | 0.00     | 0.00          | 0.00        | -305.59      |
| 7170                |                         |             | Participation Fees - Clubs & Orgs | 0.00           | 500.00   | 0.00          | -500.00     | 0.00         |
| 7900                |                         |             | Field Trips-Other                 | -634.33        | 0.00     | 740.00        | 0.00        | -1,374.33    |
|                     | Q                       |             | Totals:                           | -799.34        | 500.00   | 1,240.36      | -500.00     | -2,039.70    |
| S                   |                         |             | ATHLETIC                          |                |          |               |             |              |
| 9050                |                         |             | Athletic-General                  | 3,536.79       | 0.00     | 0.00          | 0.00        | 3,536.79     |
|                     | S                       |             | Totals:                           | 3,536.79       | 0.00     | 0.00          | 0.00        | 3,536.79     |
|                     | AMS                     |             | Totals:                           | 92,769.61      | 5,896.62 | 6,850.03      | 0.00        | 91,816.20    |

## Current Cash Balance

Sorted by Site ID, Group ID, Activity ID  
From 06/01/2012 to 06/30/2012.

| Site ID<br>Group ID | Site Name<br>Group Name<br>Activity ID Activity Name | Beginning Cash | Receipts | Disbursements | Adjustments | Cash Balance |
|---------------------|--|----------------|----------|---------------|-------------|--------------|
| BMS                 | Beadle Middle School                                 |                |          |               |             |              |
| A                   | ACTIVITY GENERAL                                     |                |          |               |             |              |
|                     | 1010 General Admin                                   | 846.19         | 3.10     | 30.00         | -70.00      | 749.29       |
|                     | 1025 Savings   | 0.00           | 0.00     | 0.00          | 0.00        | 0.00         |
|                     | 1030 Staff Vending                                   | -42.07         | 0.00     | 14.95         | 0.00        | -57.02       |
|                     | 1035 Student Vending                                 | 11,614.50      | 2,411.56 | 5,593.36      | 0.00        | 8,432.70     |
|                     | 1040 Donations                                       | 7,926.44       | 0.00     | 138.89        | 0.00        | 7,787.55     |
|                     | 1070 Start Up Cash                                   | 0.00           | 0.00     | 0.00          | 0.00        | 0.00         |
|                     | 1080 Next Year Monies                                | 917.92         | 280.00   | 0.00          | 0.00        | 1,197.92     |
|                     | A Totals:  | 21,262.98      | 2,694.66 | 5,777.20      | -70.00      | 18,110.44    |
| B                   | Athletics-Girls                                      |                |          |               |             |              |
|                     | 2013 Misc. Expenditures - Girls                      | 2,487.09       | 0.00     | 545.92        | 0.00        | 1,941.17     |
|                     | B Totals:  | 2,487.09       | 0.00     | 545.92        | 0.00        | 1,941.17     |
| C                   | Athletics-Boys                                       |                |          |               |             |              |
|                     | 3013 Misc. Expenditures - Boys                       | 5,691.17       | 0.00     | 473.72        | 0.00        | 5,217.45     |
|                     | C Totals:  | 5,691.17       | 0.00     | 473.72        | 0.00        | 5,217.45     |
| D                   | CLUBS AND ORGANIZATIONS                              |                |          |               |             |              |
|                     | 4040 Art   | 33.43          | 0.00     | 0.00          | 0.00        | 33.43        |
|                     | 4060 Band  | 0.00           | 0.00     | 0.00          | 0.00        | 0.00         |
|                     | 4170 Cross Country Club                              | 10.21          | 0.00     | 0.00          | 0.00        | 10.21        |
|                     | 4190 Dance   | 3.71           | 0.00     | 0.00          | 0.00        | 3.71         |
|                     | 4200 Debate Team                                     | -0.10          | 0.00     | 70.00         | 70.00       | -0.10        |
|                     | 4220 Drama Club                                      | 0.00           | 0.00     | 0.00          | 0.00        | 0.00         |
|                     | 4230 Environmental Club                              | 335.40         | 0.00     | 0.00          | 0.00        | 335.40       |
|                     | 4260 FCS Club  | 382.53         | 0.00     | 39.76         | 0.00        | 342.77       |
|                     | 4320 Future Educators                                | 36.17          | 0.00     | -35.70        | 0.00        | 71.87        |
|                     | 4540 Other Clubs                                     | 0.00           | 0.00     | 0.00          | 0.00        | 0.00         |
|                     | 4570 Play Production                                 | 4,971.99       | 0.00     | 174.79        | 0.00        | 4,797.20     |
|                     | 4630 Science Club                                    | 62.55          | 0.00     | 50.50         | 14.40       | 26.45        |
|                     | 4690 Spirit Shop                                     | 4,497.76       | 14.00    | 0.00          | -14.40      | 4,497.36     |
|                     | 4710 Student Council                                 | 232.53         | 0.00     | 0.00          | 0.00        | 232.53       |
|                     | 4770 Yearbook  | 13,080.87      | 0.00     | 0.00          | 0.00        | 13,080.87    |
|                     | 4780 Youth to Youth                                  | 113.18         | 0.00     | 0.00          | 0.00        | 113.18       |
|                     | D Totals:  | 23,760.23      | 14.00    | 299.35        | 70.00       | 23,544.88    |
| E                   | ADMINISTRATIVE CUSTODIAL                             |                |          |               |             |              |
|                     | 5025 Fines - Library Book                            | 179.41         | 0.00     | 75.25         | 0.00        | 104.16       |
|                     | 5030 Counseling Center                               | 815.87         | 0.00     | 0.00          | 0.00        | 815.87       |
|                     | 5040 Fundraising-General                             | 0.00           | 0.00     | 0.00          | 0.00        | 0.00         |
|                     | 5050 HAL   | 0.00           | 0.00     | 0.00          | 0.00        | 0.00         |
|                     | 5060 Hospitality                                     | 1,902.92       | 0.00     | 40.00         | 0.00        | 1,862.92     |
|                     | 5070 Library   | 1,361.82       | 0.00     | 0.00          | 0.00        | 1,361.82     |
|                     | 5120 P.E.  | 2,622.01       | 0.00     | 0.00          | 0.00        | 2,622.01     |
|                     | 5220 Site Improvements                               | 4,128.18       | 500.00   | 0.00          | 0.00        | 4,628.18     |

## Current Cash Balance

Sorted by Site ID, Group ID, Activity ID  
From 06/01/2012 to 06/30/2012

| Site ID<br>Group ID | Site Name<br>Group Name<br>Activity ID | Activity Name                     | Beginning Cash | Receipts | Disbursements | Adjustments | Cash Balance |
|---------------------|--|-----------------------------------|----------------|----------|---------------|-------------|--------------|
|                     | E                                      | Totals:                           | 11,010.21      | 500.00   | 115.25        | 0.00        | 11,394.96    |
| Q                   | STUDENT FEE FUND                       |                                   |                |          |               |             |              |
|                     | 7060                                   | 6th Grade Field Trips             | 1,884.78       | 0.00     | 1,859.16      | 0.00        | 25.62        |
|                     | 7100                                   | After School Program              | 149.80         | 0.00     | 0.00          | 0.00        | 149.80       |
|                     | 7150                                   | Jumpstart                         | 156.52         | 0.00     | 0.00          | 0.00        | 156.52       |
|                     | 7170                                   | Participation Fees - Clubs & Orgs | 0.00           | 0.00     | 0.00          | 0.00        | 0.00         |
|                     | Q                                      | Totals:                           | 2,191.10       | 0.00     | 1,859.16      | 0.00        | 331.94       |
|                     | BMS                                    | Totals:                           | 66,402.78      | 3,208.66 | 9,070.60      | 0.00        | 60,540.84    |

## Current Cash Balance

Sorted by Site ID, Group ID, Activity ID.  
From 06/01/2012 to 06/30/2012.

| Site ID<br>Group ID | Site Name<br>Group Name<br>Activity ID | Activity Name              | Beginning Cash | Receipts | Disbursements | Adjustments | Cash Balance |
|---------------------|--|----------------------------|----------------|----------|---------------|-------------|--------------|
| CMS                 | Central Middle School                  |                            |                |          |               |             |              |
| A                   | ACTIVITY GENERAL                       |                            |                |          |               |             |              |
|                     | 1010                                   | General Admin              | -539.55        | 7,147.86 | 949.25        | 0.26        | 5,659.32     |
|                     | 1025                                   | Savings                    | 2.21           | 0.00     | 0.00          | 0.00        | 2.21         |
|                     | 1030                                   | Staff Vending              | 526.54         | 0.00     | 513.00        | 7.67        | 21.21        |
|                     | 1035                                   | Student Vending            | 2,491.45       | 1,897.56 | 0.00          | 0.00        | 4,389.01     |
|                     | 1040                                   | Donations                  | 7.99           | 0.00     | 0.00          | 0.00        | 7.99         |
|                     | 1050                                   | Projects/Support           | 0.00           | 0.00     | 0.00          | 0.00        | 0.00         |
|                     |  | A Totals:                  | 2,488.64       | 9,045.42 | 1,462.25      | 7.93        | 10,079.74    |
| B                   | Athletics-Girls                        |                            |                |          |               |             |              |
|                     | 2013                                   | Misc. Expenditures - Girls | 4,803.41       | 0.00     | 2,557.66      | 0.00        | 2,245.75     |
|                     |  | B Totals:                  | 4,803.41       | 0.00     | 2,557.66      | 0.00        | 2,245.75     |
| C                   | Athletics-Boys                         |                            |                |          |               |             |              |
|                     | 3013                                   | Misc. Expenditures - Boys  | -1,169.07      | 1,300.00 | 2,477.82      | 0.00        | -2,346.89    |
|                     |  | C Totals:                  | -1,169.07      | 1,300.00 | 2,477.82      | 0.00        | -2,346.89    |
| D                   | CLUBS AND ORGANIZATIONS                |                            |                |          |               |             |              |
|                     | 4010                                   | 40 Assets                  | 0.26           | 0.00     | 0.00          | -0.26       | 0.00         |
|                     | 4040                                   | Art                        | 89.87          | 0.00     | 54.60         | 0.00        | 35.27        |
|                     | 4060                                   | Band                       | 0.00           | 0.00     | 0.00          | 0.00        | 0.00         |
|                     | 4090                                   | Bowling Club               | 13.62          | 0.00     | 0.00          | 0.00        | 13.62        |
|                     | 4170                                   | Cross Country Club         | 1.30           | 0.00     | 0.00          | 0.00        | 1.30         |
|                     | 4220                                   | Drama Club                 | 363.48         | 0.00     | 0.00          | 0.00        | 363.48       |
|                     | 4260                                   | FCS Club                   | 3.62           | 0.00     | 0.00          | 0.00        | 3.62         |
|                     | 4500                                   | Music                      | 246.40         | 0.00     | 0.00          | 0.00        | 246.40       |
|                     | 4530                                   | Orchestra                  | 105.16         | 0.00     | 0.00          | 0.00        | 105.16       |
|                     | 4540                                   | Other Clubs                | 8.50           | 0.00     | 0.00          | 0.00        | 8.50         |
|                     | 4670                                   | SPARKS                     | 133.69         | 0.00     | 125.36        | 0.00        | 8.33         |
|                     | 4710                                   | Student Council            | 1,788.14       | 0.00     | 1,038.58      | 0.00        | 749.56       |
|                     | 4760                                   | World Language             | 0.00           | 0.00     | 0.00          | 0.00        | 0.00         |
|                     | 4770                                   | Yearbook                   | 2,502.84       | 362.50   | 2,067.31      | 0.00        | 798.03       |
|                     |  | D Totals:                  | 5,256.88       | 362.50   | 3,285.85      | -0.26       | 2,333.27     |
| E                   | ADMINISTRATIVE CUSTODIAL               |                            |                |          |               |             |              |
|                     | 5020                                   | Fines                      | 242.01         | 577.17   | 0.00          | 0.00        | 819.18       |
|                     | 5040                                   | Fundraising-General        | 5,911.59       | 0.00     | 2,711.59      | 0.00        | 3,200.00     |
|                     | 5050                                   | HAL                        | 0.00           | 0.00     | 0.00          | 0.00        | 0.00         |
|                     | 5060                                   | Hospitality                | 7.67           | 0.00     | 0.00          | -7.67       | 0.00         |
|                     | 5070                                   | Library                    | 969.04         | 125.66   | 13.99         | 0.00        | 1,080.71     |
|                     | 5075                                   | Mentoring                  | 231.21         | 0.00     | 0.00          | 0.00        | 231.21       |
|                     | 5085                                   | MSAP                       | 535.00         | 52.89    | 0.00          | 0.00        | 587.89       |
|                     | 5090                                   | Montessori                 | 412.02         | 0.00     | 0.00          | 0.00        | 412.02       |
|                     | 5093                                   | Montessori 7/8 Sales       | 2,956.38       | 0.00     | 0.00          | 0.00        | 2,956.38     |
|                     | 5095                                   | Montessori Fundraising     | 12,676.08      | 184.58   | 0.00          | 0.00        | 12,860.66    |
|                     | 5100                                   | Other Adm Custodial        | 0.00           | 0.00     | 0.00          | 0.00        | 0.00         |

## Current Cash Balance

Sorted by Site ID, Group ID, Activity ID  
From 06/01/2012 to 06/30/2012

| Site ID<br>Group ID | Site Name<br>Group Name<br>Activity ID | Activity Name                     | Beginning Cash | Receipts  | Disbursements | Adjustments | Cash Balance |
|---------------------|--|-----------------------------------|----------------|-----------|---------------|-------------|--------------|
|                     | 5110                                   | Other Student Activities          | 2,046.31       | 0.00      | 438.91        | 0.00        | 1,607.40     |
|                     | 5120                                   | P.E.                              | 0.00           | 0.00      | 0.00          | 0.00        | 0.00         |
|                     | 5140                                   | PayBac                            | 78.34          | 0.00      | 0.00          | 0.00        | 78.34        |
|                     | 5170                                   | Student Notebooks                 | 820.32         | 0.00      | 0.00          | 0.00        | 820.32       |
|                     | 5180                                   | Teacher Fund/Grants               | 998.19         | 0.00      | 1,052.82      | 0.00        | -54.63       |
|                     | 5185                                   | Technology                        | 0.00           | 0.00      | 0.00          | 0.00        | 0.00         |
|                     | 5210                                   | Zone                              | 105.09         | 0.00      | 0.00          | 0.00        | 105.09       |
|                     | E                                      | Totals:                           | 27,989.25      | 940.30    | 4,217.31      | -7.67       | 24,704.57    |
| Q                   |  | STUDENT FEE FUND                  |                |           |               |             |              |
|                     | 7060                                   | 6th Grade Field Trips             | 1,608.05       | 112.00    | 993.14        | 0.00        | 726.91       |
|                     | 7070                                   | 7th Grade Field Trips             | -96.24         | 0.00      | 0.00          | 0.00        | -96.24       |
|                     | 7080                                   | 8th Grade Field Trips             | -63.32         | 45.00     | 0.00          | 0.00        | -18.32       |
|                     | 7135                                   | Montessori 6-8                    | -11,309.11     | 0.00      | 219.07        | 0.00        | -11,528.18   |
|                     | 7150                                   | Jumpstart                         | 0.00           | 0.00      | 0.00          | 0.00        | 0.00         |
|                     | 7170                                   | Participation Fees - Clubs & Orgs | 0.00           | 0.00      | 0.00          | 0.00        | 0.00         |
|                     | 7900                                   | Field Trips-Other                 | 0.00           | 18.00     | 0.00          | 0.00        | 18.00        |
|                     | Q                                      | Totals:                           | -9,860.62      | 175.00    | 1,212.21      | 0.00        | -10,897.83   |
| S                   |  | ATHLETIC                          |                |           |               |             |              |
|                     | 9070                                   | Miscellaneous Receipts            | 267.14         | 0.00      | 0.00          | 0.00        | 267.14       |
|                     | S                                      | Totals:                           | 267.14         | 0.00      | 0.00          | 0.00        | 267.14       |
|                     | CMS                                    | Totals:                           | 29,775.63      | 11,823.22 | 15,213.10     | 0.00        | 26,385.75    |

## Current Cash Balance

Sorted by Site ID, Group ID, Activity ID.  
From 06/01/2012 to 06/30/2012

| Site ID<br>Group ID | Site Name<br>Group Name<br>Activity ID Activity Name | Beginning Cash | Receipts | Disbursements | Adjustments | Cash Balance |
|---------------------|--|----------------|----------|---------------|-------------|--------------|
| KMS                 | Kiewit Middle School                                 |                |          |               |             |              |
| A                   | ACTIVITY GENERAL                                     |                |          |               |             |              |
|                     | 1010 General Admin                                   | 4,263.11       | 40.00    | 661.90        | 0.00        | 3,641.21     |
|                     | 1025 Savings   | -24,402.00     | 0.00     | 0.00          | 0.00        | -24,402.00   |
|                     | 1030 Staff Vending                                   | 5,480.26       | 556.28   | 127.82        | 0.00        | 5,908.72     |
|                     | 1035 Student Vending                                 | 45,002.57      | 1,668.83 | 0.00          | -6.38       | 46,665.02    |
|                     | 1050 Projects/Support                                | 45,998.97      | 0.00     | 0.00          | 0.00        | 45,998.97    |
|                     | A Totals:  | 76,342.91      | 2,265.11 | 789.72        | -6.38       | 77,811.92    |
| B                   | Athletics-Girls                                      |                |          |               |             |              |
|                     | 2013 Misc. Expenditures - Girls                      | -5,098.95      | 0.00     | 1,361.34      | 0.00        | -6,460.29    |
|                     | B Totals:  | -5,098.95      | 0.00     | 1,361.34      | 0.00        | -6,460.29    |
| C                   | Athletics-Boys                                       |                |          |               |             |              |
|                     | 3013 Misc. Expenditures - Boys                       | -12,260.82     | 0.00     | 1,420.69      | 0.00        | -13,681.51   |
|                     | 3052 Camps - Boys Basketball                         | 467.65         | 3,975.00 | 373.78        | 0.00        | 4,068.87     |
|                     | C Totals:  | -11,793.17     | 3,975.00 | 1,794.47      | 0.00        | -9,612.64    |
| D                   | CLUBS AND ORGANIZATIONS                              |                |          |               |             |              |
|                     | 4040 Art   | 174.82         | 0.00     | 0.00          | 0.00        | 174.82       |
|                     | 4060 Band  | 0.00           | 0.00     | 0.00          | 0.00        | 0.00         |
|                     | 4130 Chess Club                                      | 0.00           | 0.00     | 0.00          | 0.00        | 0.00         |
|                     | 4220 Drama Club                                      | 2,584.81       | 0.00     | 0.00          | 0.00        | 2,584.81     |
|                     | 4260 FCS Club  | 147.04         | 0.00     | 0.00          | 0.00        | 147.04       |
|                     | 4370 Industrial Arts                                 | 15,340.96      | 0.00     | 0.00          | 0.00        | 15,340.96    |
|                     | 4380 International Club                              | -154.24        | 0.00     | 0.00          | 0.00        | -154.24      |
|                     | 4500 Music   | -2.00          | 995.00   | 0.00          | 0.00        | 993.00       |
|                     | 4540 Other Clubs                                     | -471.70        | 1,064.25 | 1,307.29      | 500.00      | -214.74      |
|                     | 4630 Science Club                                    | -41.05         | 0.00     | 0.00          | 0.00        | -41.05       |
|                     | 4680 Speech Club                                     | 120.00         | 0.00     | 0.00          | 0.00        | 120.00       |
|                     | 4710 Student Council                                 | 2,641.11       | 0.00     | 0.00          | 0.00        | 2,641.11     |
|                     | 4750 Volunteer Club                                  | 5,142.39       | 0.00     | 67.26         | 0.00        | 5,075.13     |
|                     | 4770 Yearbook  | 45,284.92      | 0.00     | 0.00          | 0.00        | 45,284.92    |
|                     | 4780 Youth to Youth                                  | 1,665.36       | 0.00     | 0.00          | 0.00        | 1,665.36     |
|                     | D Totals:  | 72,432.42      | 2,059.25 | 1,374.55      | 500.00      | 73,617.12    |
| E                   | ADMINISTRATIVE CUSTODIAL                             |                |          |               |             |              |
|                     | 5040 Fundraising-General                             | 14,769.77      | 260.60   | 753.25        | -500.00     | 13,777.12    |
|                     | 5050 HAL   | 48.86          | 0.00     | 0.00          | 0.00        | 48.86        |
|                     | 5060 Hospitality                                     | 1,146.16       | 0.00     | 0.00          | 0.00        | 1,146.16     |
|                     | 5070 Library   | 3,910.74       | 0.00     | 0.00          | 0.00        | 3,910.74     |
|                     | 5120 P.E.  | 1,686.93       | 0.00     | 0.00          | 0.00        | 1,686.93     |
|                     | 5140 PayBac  | 9,581.57       | 167.32   | 0.00          | 0.00        | 9,748.89     |
|                     | 5165 Logo Sales                                      | 38,129.61      | 0.00     | 0.00          | 0.00        | 38,129.61    |
|                     | 5175 Student Scholarships                            | 2,236.06       | 0.00     | 0.00          | 0.00        | 2,236.06     |
|                     | 5180 Teacher Fund/Grants                             | 3,384.95       | 0.00     | 2,648.95      | 0.00        | 736.00       |
|                     | 5185 Technology                                      | 0.00           | 0.00     | 0.00          | 0.00        | 0.00         |

## Current Cash Balance

Sorted by Site ID, Group ID, Activity ID.  
From 06/01/2012 to 06/30/2012.

| Site ID<br>Group ID | Site Name<br>Group Name | Activity ID | Activity Name                     | Beginning Cash | Receipts | Disbursements | Adjustments | Cash Balance |
|---------------------|-------------------------|-------------|-----------------------------------|----------------|----------|---------------|-------------|--------------|
|                     | E                       | Totals:     |                                   | 74,894.65      | 427.92   | 3,402.20      | -500.00     | 71,420.37    |
| Q                   | STUDENT FEE FUND        |             |                                   |                |          |               |             |              |
|                     |                         | 7060        | 6th Grade Field Trips             | 311.14         | 0.00     | 0.00          | -311.14     | 0.00         |
|                     |                         | 7070        | 7th Grade Field Trips             | 13.82          | 0.00     | 0.00          | -13.82      | 0.00         |
|                     |                         | 7080        | 8th Grade Field Trips             | -331.34        | 0.00     | 0.00          | 331.34      | 0.00         |
|                     |                         | 7100        | After School Program              | -181.25        | 0.00     | 22.94         | 0.00        | -204.19      |
|                     |                         | 7140        | Mini-Classes                      | -977.17        | 0.00     | 0.00          | 0.00        | -977.17      |
|                     |                         | 7170        | Participation Fees - Clubs & Orgs | 15,863.00      | 0.00     | 0.00          | 0.00        | 15,863.00    |
|                     | Q                       | Totals:     |                                   | 14,698.20      | 0.00     | 22.94         | 6.38        | 14,681.64    |
|                     | KMS                     | Totals:     |                                   | 221,476.06     | 8,727.28 | 8,745.22      | 0.00        | 221,458.12   |



## Current Cash Balance

Sorted by Site ID, Group ID, Activity ID.  
From 06/01/2012 to 06/30/2012.

| Site ID<br>Group ID | Site Name<br>Group Name<br>Activity ID | Activity Name                | Beginning Cash | Receipts | Disbursements | Adjustments | Cash Balance |
|---------------------|--|------------------------------|----------------|----------|---------------|-------------|--------------|
| NMS                 | North Middle School                    |                              |                |          |               |             |              |
| A                   | ACTIVITY GENERAL                       |                              |                |          |               |             |              |
|                     | 1010                                   | General Admin                | 8,565.30       | 1,319.15 | 1,352.12      | 0.00        | 8,532.33     |
|                     | 1025                                   | Savings                      | 15.09          | 0.00     | 0.00          | 0.00        | 15.09        |
|                     | 1030                                   | Staff Vending                | 420.48         | 0.00     | 0.00          | 0.00        | 420.48       |
|                     | 1035                                   | Student Vending              | 35,202.51      | 2,085.75 | 120.50        | 0.00        | 37,167.76    |
|                     | 1040                                   | Donations                    | 1,828.08       | 0.00     | 0.00          | 0.00        | 1,828.08     |
|                     | 1080                                   | Next Year Monies             | 0.00           | 0.00     | 0.00          | 0.00        | 0.00         |
|                     |  | A Totals:                    | 46,031.46      | 3,404.90 | 1,472.62      | 0.00        | 47,963.74    |
| B                   | Athletics-Girls                        |                              |                |          |               |             |              |
|                     | 2003                                   | Entry Fees - Girls           | 0.00           | 0.00     | 0.00          | 0.00        | 0.00         |
|                     |  | B Totals:                    | 0.00           | 0.00     | 0.00          | 0.00        | 0.00         |
| D                   | CLUBS AND ORGANIZATIONS                |                              |                |          |               |             |              |
|                     | 4040                                   | Art                          | -63.97         | 0.00     | 0.00          | 0.00        | -63.97       |
|                     | 4060                                   | Band                         | -2,026.76      | 0.00     | 0.00          | 0.00        | -2,026.76    |
|                     | 4130                                   | Chess Club                   | -341.06        | 0.00     | 0.00          | 0.00        | -341.06      |
|                     | 4140                                   | Choir                        | -25.95         | 0.00     | 0.00          | 0.00        | -25.95       |
|                     | 4170                                   | Cross Country Club           | -183.08        | 0.00     | 0.00          | 0.00        | -183.08      |
|                     | 4220                                   | Drama Club                   | 4,042.12       | 0.00     | 0.00          | 0.00        | 4,042.12     |
|                     | 4260                                   | FCS Club                     | 0.00           | 0.00     | 0.00          | 0.00        | 0.00         |
|                     | 4290                                   | Forensics                    | -73.25         | 0.00     | 0.00          | 0.00        | -73.25       |
|                     | 4370                                   | Industrial Arts              | 9,185.60       | 0.00     | 0.00          | 0.00        | 9,185.60     |
|                     | 4380                                   | International Club           | 5.85           | 0.00     | 0.00          | 0.00        | 5.85         |
|                     | 4490                                   | M-Club                       | 0.00           | 0.00     | 0.00          | 0.00        | 0.00         |
|                     | 4540                                   | Other Clubs                  | 0.00           | 0.00     | 0.00          | 0.00        | 0.00         |
|                     | 4600                                   | Robotics & Engineering Club  | -42.18         | 0.00     | 0.00          | 0.00        | -42.18       |
|                     | 4690                                   | Spirit Shop                  | 92.85          | 0.00     | 0.00          | 0.00        | 92.85        |
|                     | 4710                                   | Student Council              | 4,947.89       | 0.00     | 19.66         | 0.00        | 4,928.23     |
|                     | 4750                                   | Volunteer Club               | -24.34         | 0.00     | 0.00          | 0.00        | -24.34       |
|                     | 4770                                   | Yearbook                     | 1,321.31       | 0.00     | 0.00          | 0.00        | 1,321.31     |
|                     | 4780                                   | Youth to Youth               | 326.92         | 0.00     | 0.00          | 0.00        | 326.92       |
|                     |  | D Totals:                    | 17,141.95      | 0.00     | 19.66         | 0.00        | 17,122.29    |
| E                   | ADMINISTRATIVE CUSTODIAL               |                              |                |          |               |             |              |
|                     | 5040                                   | Fundraising-General          | 36,867.54      | 0.00     | 0.00          | 0.00        | 36,867.54    |
|                     | 5050                                   | HAL                          | 277.50         | 0.00     | 0.00          | 0.00        | 277.50       |
|                     | 5060                                   | Hospitality                  | 513.18         | 0.00     | 274.98        | 0.00        | 238.20       |
|                     | 5070                                   | Library                      | 467.93         | 12.96    | 0.00          | 0.00        | 480.89       |
|                     | 5120                                   | P.E.                         | 0.00           | 0.00     | 0.00          | 0.00        | 0.00         |
|                     | 5200                                   | Outdoor Learning Environment | -8,755.44      | 0.00     | 1,310.00      | 0.00        | -10,065.44   |
|                     | 5215                                   | Special Events               | 474.85         | 0.00     | 0.00          | 0.00        | 474.85       |
|                     |  | E Totals:                    | 29,845.56      | 12.96    | 1,584.98      | 0.00        | 28,273.54    |
| Q                   | STUDENT FEE FUND                       |                              |                |          |               |             |              |
|                     | 7060                                   | 6th Grade Field Trips        | -65.00         | 0.00     | 0.00          | 0.00        | -65.00       |

## Current Cash Balance

Sorted by Site ID, Group ID, Activity ID.  
From 06/01/2012 to 06/30/2012.

| Site ID<br>Group ID | Site Name<br>Group Name | Activity ID | Activity Name                     | Beginning Cash | Receipts | Disbursements | Adjustments | Cash Balance |
|---------------------|-------------------------|-------------|-----------------------------------|----------------|----------|---------------|-------------|--------------|
| 7070                |                         |             | 7th Grade Field Trips             | -310.30        | 0.00     | 0.00          | 0.00        | -310.30      |
| 7080                |                         |             | 8th Grade Field Trips             | -861.47        | 0.00     | 0.00          | 0.00        | -861.47      |
| 7150                |                         |             | Jumpstart                         | 1,496.61       | 0.00     | 0.00          | 0.00        | 1,496.61     |
| 7170                |                         |             | Participation Fees - Clubs & Orgs | 1,377.16       | 0.00     | 0.00          | 0.00        | 1,377.16     |
| 7900                |                         |             | Field Trips-Other                 | 0.00           | 0.00     | 0.00          | 0.00        | 0.00         |
|                     |                         | Q           | Totals:                           | 1,637.00       | 0.00     | 0.00          | 0.00        | 1,637.00     |
|                     |                         | NMS         | Totals:                           | 94,655.97      | 3,417.86 | 3,077.26      | 0.00        | 94,996.57    |

## Current Cash Balance

Sorted by Site ID, Group ID, Activity ID,  
From 06/01/2012 to 06/30/2012

| Site ID     | Site Name                         | Beginning Cash | Receipts | Disbursements | Adjustments | Cash Balance |
|-------------|-----------------------------------|----------------|----------|---------------|-------------|--------------|
| Group ID    | Group Name                        |                |          |               |             |              |
| Activity ID | Activity Name                     |                |          |               |             |              |
| RMS         | Russell Middle School             |                |          |               |             |              |
| A           | ACTIVITY GENERAL                  |                |          |               |             |              |
| 1010        | General Admin                     | 1,463.27       | 970.59   | 1,509.72      | 0.00        | 924.14       |
| 1030        | Staff Vending                     | -158.10        | 0.00     | 14.95         | 0.00        | -173.05      |
| 1035        | Student Vending                   | 2,771.76       | 2,197.33 | 245.00        | 0.00        | 4,724.09     |
| 1040        | Donations                         | 21,288.56      | 38.26    | 0.00          | 0.00        | 21,326.82    |
|             | A Totals:                         | 25,365.49      | 3,206.18 | 1,769.67      | 0.00        | 26,802.00    |
| B           | Athletics-Girls                   |                |          |               |             |              |
| 2013        | Misc. Expenditures - Girls        | -1,309.20      | 0.00     | 118.92        | 0.00        | -1,428.12    |
|             | B Totals:                         | -1,309.20      | 0.00     | 118.92        | 0.00        | -1,428.12    |
| C           | Athletics-Boys                    |                |          |               |             |              |
| 3013        | Misc. Expenditures - Boys         | -7,959.87      | 0.00     | 0.00          | 0.00        | -7,959.87    |
|             | C Totals:                         | -7,959.87      | 0.00     | 0.00          | 0.00        | -7,959.87    |
| D           | CLUBS AND ORGANIZATIONS           |                |          |               |             |              |
| 4040        | Art                               | -12.33         | 0.00     | 0.00          | 0.00        | -12.33       |
| 4180        | Culinary Competition              | 6.62           | 0.00     | 0.00          | 0.00        | 6.62         |
| 4260        | FCS Club                          | 569.40         | 717.90   | 709.17        | 0.00        | 578.13       |
| 4370        | Industrial Arts                   | 4,030.72       | 153.50   | 2,860.96      | 0.00        | 1,323.26     |
| 4500        | Music                             | -349.55        | 0.00     | 0.00          | 0.00        | -349.55      |
| 4530        | Orchestra                         | 0.00           | 0.00     | 0.00          | 0.00        | 0.00         |
| 4540        | Other Clubs                       | 272.22         | 0.00     | 0.00          | 0.00        | 272.22       |
| 4710        | Student Council                   | 1,510.65       | 0.00     | 48.42         | 0.00        | 1,462.23     |
| 4770        | Yearbook                          | 34,978.97      | 0.00     | 30.00         | 0.00        | 34,948.97    |
|             | D Totals:                         | 41,006.70      | 871.40   | 3,648.55      | 0.00        | 38,229.55    |
| E           | ADMINISTRATIVE CUSTODIAL          |                |          |               |             |              |
| 5025        | Fines - Library Book              | 9,849.76       | 288.95   | 5,030.64      | 0.00        | 5,108.07     |
| 5030        | Counseling Center                 | 576.24         | 0.00     | 0.00          | 0.00        | 576.24       |
| 5040        | Fundraising-General               | 9,715.12       | 17.80    | 0.00          | 0.00        | 9,732.92     |
| 5050        | HAL                               | 12.43          | 0.00     | 0.00          | 0.00        | 12.43        |
| 5060        | Hospitality                       | 680.85         | 0.00     | 175.00        | 0.00        | 505.85       |
| 5070        | Library                           | 217.84         | 114.47   | 98.95         | 0.00        | 233.36       |
| 5100        | Other Adm Custodial               | 24,278.16      | 40.00    | 15.00         | 0.00        | 24,303.16    |
| 5110        | Other Student Activities          | 1,451.34       | 0.00     | 0.00          | 0.00        | 1,451.34     |
| 5120        | P.E.                              | 316.46         | 0.00     | 0.00          | 0.00        | 316.46       |
| 5165        | Logo Sales                        | -2,206.15      | 247.00   | 692.70        | 0.00        | -2,651.85    |
|             | E Totals:                         | 44,892.05      | 708.22   | 6,012.29      | 0.00        | 39,587.98    |
| Q           | STUDENT FEE FUND                  |                |          |               |             |              |
| 7060        | 6th Grade Field Trips             | 327.00         | 0.00     | 0.00          | 0.00        | 327.00       |
| 7070        | 7th Grade Field Trips             | -61.58         | 0.00     | 0.00          | 0.00        | -61.58       |
| 7080        | 8th Grade Field Trips             | 851.32         | 0.00     | 107.82        | 0.00        | 743.50       |
| 7150        | Jumpstart                         | 1,010.00       | 460.00   | 0.00          | 0.00        | 1,470.00     |
| 7170        | Participation Fees - Clubs & Orgs | -25.93         | 0.00     | 0.00          | 0.00        | -25.93       |

## Current Cash Balance

Sorted by Site ID, Group ID, Activity ID.  
From 06/01/2012 to 06/30/2012.

| Site ID  | Site Name  |             |                        | Beginning Cash | Receipts | Disbursements | Adjustments | Cash Balance |
|----------|------------|-------------|------------------------|----------------|----------|---------------|-------------|--------------|
| Group ID | Group Name | Activity ID | Activity Name          |                |          |               |             |              |
|          |            | 7900        | Field Trips-Other      | -42.00         | 0.00     | 0.00          | 0.00        | -42.00       |
|          |            |             | Q Totals:              | 2,058.81       | 460.00   | 107.82        | 0.00        | 2,410.99     |
| S        | ATHLETIC   |             |                        |                |          |               |             |              |
|          |            | 9070        | Miscellaneous Receipts | 578.50         | 0.00     | 0.00          | 0.00        | 578.50       |
|          |            |             | S Totals:              | 578.50         | 0.00     | 0.00          | 0.00        | 578.50       |
|          |            |             | RMS Totals:            | 104,632.48     | 5,245.80 | 11,657.25     | 0.00        | 98,221.03    |

## Current Cash Balance Report

ALL Data

Date: 06/01/2012 thru 06/30/2012

| Activity Number and Name          | Beginning Cash | Receipts | Disbursements | Adjustments | Cash Balance |
|-----------------------------------|----------------|----------|---------------|-------------|--------------|
| <b>A General Funds</b>            |                |          |               |             |              |
| 100 General Account               | 3,164.15       | 396.50   | 564.48        | 0.00        | 2,996.17     |
| 110 Interest Earned - Checking    | 2.38           | 0.36     | 0.00          | 0.00        | 2.74         |
| 120 Staff Vending                 | 4,567.78       | 1,273.11 | 368.62        | 0.00        | 5,472.27     |
| A General Funds Totals:           | 7,734.31       | 1,669.97 | 933.10        | 0.00        | 8,471.18     |
| <b>D Clubs and Organizations</b>  |                |          |               |             |              |
| 4690 Student Council              | 113.00         | 0.00     | 0.00          | 0.00        | 113.00       |
| D Clubs and Organizations Totals: | 113.00         | 0.00     | 0.00          | 0.00        | 113.00       |
| Report Totals:                    | 7,847.31       | 1,669.97 | 933.10        | 0.00        | 8,584.18     |

## Current Cash Balance

Sorted by Site ID, Group ID, Activity ID.  
From 06/01/2012 to 06/30/2012.

| Site ID     | Site Name                             | Beginning Cash     | Receipts         | Disbursements   | Adjustments    | Cash Balance       |
|-------------|---------------------------------------|--------------------|------------------|-----------------|----------------|--------------------|
| Group ID    | Group Name                            |                    |                  |                 |                |                    |
| Activity ID | Activity Name                         |                    |                  |                 |                |                    |
| NHS         | Millard North High School             |                    |                  |                 |                |                    |
| A           | ACTIVITY GENERAL                      |                    |                  |                 |                |                    |
| 1010        | General Admin                         | 31,896.59          | 2,075.00         | 576.53          | -138.52        | 33,256.54          |
| 1025        | Savings                               | -374,572.39        | -107.48          | 0.00            | 0.00           | -374,679.87        |
| 1030        | Staff Vending                         | 2,342.46           | 0.00             | 26.94           | 0.00           | 2,315.52           |
| 1035        | Student Vending                       | 87,473.17          | 25,554.67        | 491.26          | 0.00           | 112,536.58         |
| 1040        | Donations                             | 0.00               | 0.00             | 0.00            | 0.00           | 0.00               |
| 1050        | Projects/Support                      | 0.00               | 0.00             | 0.00            | 0.00           | 0.00               |
| 1070        | Start Up Cash                         | -300.00            | 0.00             | 0.00            | 0.00           | -300.00            |
| 1090        | Other Revenue                         | 106,487.35         | 107.48           | 0.00            | 0.00           | 106,594.83         |
| 1110        | Extracurr Transportation              | -38,522.84         | 0.00             | 472.50          | 0.00           | -38,995.34         |
|             | <b>A Totals:</b>                      | <b>-185,195.66</b> | <b>27,629.67</b> | <b>1,567.23</b> | <b>-138.52</b> | <b>-159,271.74</b> |
| B           | Athletics-Girls                       |                    |                  |                 |                |                    |
| 2001        | Awards - Girls                        | 0.00               | 0.00             | 0.00            | 0.00           | 0.00               |
| 2002        | Camps - Girls                         | 0.00               | 0.00             | 0.00            | 0.00           | 0.00               |
| 2003        | Entry Fees - Girls                    | 3,940.00           | 0.00             | 0.00            | 0.00           | 3,940.00           |
| 2004        | Equipment - Girls                     | 0.00               | 0.00             | 0.00            | 0.00           | 0.00               |
| 2005        | Lodging - Girls                       | 0.00               | 0.00             | 0.00            | 0.00           | 0.00               |
| 2006        | Meals - Girls                         | 0.00               | 0.00             | 0.00            | 0.00           | 0.00               |
| 2007        | Officials - Girls                     | 0.00               | 0.00             | 0.00            | 0.00           | 0.00               |
| 2009        | Scouting - Girls                      | 0.00               | 0.00             | 0.00            | 0.00           | 0.00               |
| 2010        | Security - Girls                      | 0.00               | 0.00             | 0.00            | 0.00           | 0.00               |
| 2011        | Transportation - Girls                | 70.00              | 0.00             | 0.00            | 0.00           | 70.00              |
| 2012        | Uniforms/Apparel - Girls              | -2,076.00          | 0.00             | 0.00            | 0.00           | -2,076.00          |
| 2013        | Misc. Expenditures - Girls            | -78.75             | 0.00             | 0.00            | 0.00           | -78.75             |
| 2051        | Awards - Girls Basketball             | 0.00               | 0.00             | 0.00            | 0.00           | 0.00               |
| 2052        | Camps - Girls Basketball              | 3,582.70           | 1,795.00         | 3,465.71        | 0.00           | 1,911.99           |
| 2053        | Entry Fees - Girls Basketball         | 0.00               | 0.00             | 0.00            | 0.00           | 0.00               |
| 2054        | Equipment - Girls Basketball          | -3,887.95          | 0.00             | 0.00            | 0.00           | -3,887.95          |
| 2055        | Lodging - Girls Basketball            | 0.00               | 0.00             | 0.00            | 0.00           | 0.00               |
| 2056        | Meals - Girls Basketball              | 0.00               | 0.00             | 0.00            | 0.00           | 0.00               |
| 2057        | Officials - Girls Basketball          | -3,950.80          | 0.00             | 0.00            | 0.00           | -3,950.80          |
| 2058        | Prof. Development - Girls Basketball  | 0.00               | 0.00             | 0.00            | 0.00           | 0.00               |
| 2059        | Scouting - Girls Basketball           | 0.00               | 0.00             | 0.00            | 0.00           | 0.00               |
| 2060        | Security - Girls Basketball           | -720.00            | 0.00             | 0.00            | 0.00           | -720.00            |
| 2061        | Transportation - Girls Basketball     | -7,553.50          | 0.00             | 0.00            | 0.00           | -7,553.50          |
| 2062        | Uniforms/Apparel - Girls Basketball   | -124.00            | 0.00             | 0.00            | 0.00           | -124.00            |
| 2063        | Misc. Expenditures - Girls Basketball | 0.00               | 0.00             | 0.00            | 0.00           | 0.00               |
| 2101        | Awards - Girls Cross Country          | -94.76             | 0.00             | 0.00            | 0.00           | -94.76             |
| 2102        | Camps - Girls Cross Country           | 61.40              | 0.00             | 0.00            | 0.00           | 61.40              |
| 2103        | Entry Fees - Girls Cross Country      | -322.50            | 0.00             | 0.00            | 0.00           | -322.50            |
| 2104        | Equipment - Girls Cross Country       | 0.00               | 0.00             | 0.00            | 0.00           | 0.00               |
| 2105        | Lodging - Girls Cross Country         | -157.08            | 0.00             | 0.00            | 0.00           | -157.08            |
| 2106        | Meals - Girls Cross Country           | -101.00            | 0.00             | 0.00            | 0.00           | -101.00            |
| 2107        | Officials - Girls Cross Country       | 0.00               | 0.00             | 0.00            | 0.00           | 0.00               |

## Current Cash Balance

Sorted by Site ID, Group ID, Activity ID  
From 06/01/2012 to 06/30/2012.

| Site ID<br>Group ID | Site Name<br>Group Name<br>Activity ID | Activity Name                            | Beginning Cash | Receipts | Disbursements | Adjustments | Cash Balance |
|---------------------|--|--|----------------|----------|---------------|-------------|--------------|
| 2108                |  | Prof. Development - Girls Cross Country  | 0.00           | 0.00     | 0.00          | 0.00        | 0.00         |
| 2109                |  | Scouting - Girls Cross Country           | 0.00           | 0.00     | 0.00          | 0.00        | 0.00         |
| 2110                |  | Security - Girls Cross Country           | 0.00           | 0.00     | 0.00          | 0.00        | 0.00         |
| 2111                |  | Transportation - Girls Cross Country     | -1,685.67      | 0.00     | 0.00          | 0.00        | -1,685.67    |
| 2112                |  | Uniforms/Apparel - Girls Cross Country   | -251.70        | 0.00     | 0.00          | 0.00        | -251.70      |
| 2113                |  | Misc. Expenditures - Girls Cross Country | 0.00           | 0.00     | 0.00          | 0.00        | 0.00         |
| 2151                |  | Awards - Girls Golf                      | 0.00           | 0.00     | 0.00          | 0.00        | 0.00         |
| 2152                |  | Camps - Girls Golf                       | 1,101.33       | 0.00     | 0.00          | 0.00        | 1,101.33     |
| 2153                |  | Entry Fees - Girls Golf                  | -645.00        | 0.00     | 0.00          | 0.00        | -645.00      |
| 2154                |  | Equipment - Girls Golf                   | -47.00         | 0.00     | 0.00          | 0.00        | -47.00       |
| 2155                |  | Lodging - Girls Golf                     | -563.85        | 0.00     | 0.00          | 0.00        | -563.85      |
| 2156                |  | Meals - Girls Golf                       | -322.45        | 0.00     | 0.00          | 0.00        | -322.45      |
| 2157                |  | Officials - Girls Golf                   | 0.00           | 0.00     | 0.00          | 0.00        | 0.00         |
| 2158                |  | Prof. Development - Girls Golf           | 0.00           | 0.00     | 0.00          | 0.00        | 0.00         |
| 2159                |  | Scouting - Girls Golf                    | 0.00           | 0.00     | 0.00          | 0.00        | 0.00         |
| 2160                |  | Security - Girls Golf                    | 0.00           | 0.00     | 0.00          | 0.00        | 0.00         |
| 2161                |  | Transportation - Girls Golf              | -2,701.20      | 0.00     | 0.00          | 0.00        | -2,701.20    |
| 2162                |  | Uniforms/Apparel - Girls Golf            | -323.40        | 0.00     | 0.00          | 0.00        | -323.40      |
| 2163                |  | Misc. Expenditures - Girls Golf          | -322.75        | 0.00     | 0.00          | 0.00        | -322.75      |
| 2201                |  | Awards - Girls Soccer                    | -95.02         | 0.00     | 0.00          | 0.00        | -95.02       |
| 2202                |  | Camps - Girls Soccer                     | 1,951.17       | 720.00   | 1,519.07      | 0.00        | 1,152.10     |
| 2203                |  | Entry Fees - Girls Soccer                | -190.00        | 0.00     | 0.00          | 0.00        | -190.00      |
| 2204                |  | Equipment - Girls Soccer                 | -1,330.61      | 0.00     | 0.00          | 0.00        | -1,330.61    |
| 2205                |  | Lodging - Girls Soccer                   | 0.00           | 0.00     | 0.00          | 0.00        | 0.00         |
| 2206                |  | Meals - Girls Soccer                     | -560.00        | 0.00     | 0.00          | 0.00        | -560.00      |
| 2207                |  | Officials - Girls Soccer                 | -1,577.48      | 0.00     | 0.00          | 0.00        | -1,577.48    |
| 2208                |  | Prof. Development - Girls Soccer         | -1,917.76      | 0.00     | 0.00          | 0.00        | -1,917.76    |
| 2209                |  | Scouting - Girls Soccer                  | 0.00           | 0.00     | 0.00          | 0.00        | 0.00         |
| 2210                |  | Security - Girls Soccer                  | 0.00           | 0.00     | 0.00          | 0.00        | 0.00         |
| 2211                |  | Transportation - Girls Soccer            | -1,716.23      | 0.00     | 531.96        | 0.00        | -2,248.19    |
| 2213                |  | Misc. Expenditures - Girls Soccer        | -1,115.06      | 0.00     | 0.00          | 0.00        | -1,115.06    |
| 2251                |  | Awards - Girls Swimming                  | -268.30        | 0.00     | 0.00          | 0.00        | -268.30      |
| 2252                |  | Camps - Girls Swimming                   | 687.41         | 0.00     | 0.00          | 0.00        | 687.41       |
| 2253                |  | Entry Fees - Girls Swimming              | -267.50        | 0.00     | 0.00          | 0.00        | -267.50      |
| 2254                |  | Equipment - Girls Swimming               | -317.05        | 0.00     | 0.00          | 0.00        | -317.05      |
| 2255                |  | Lodging - Girls Swimming                 | 0.00           | 0.00     | 0.00          | 0.00        | 0.00         |
| 2256                |  | Meals - Girls Swimming                   | -460.00        | 0.00     | 0.00          | 0.00        | -460.00      |
| 2257                |  | Officials - Girls Swimming               | -482.50        | 0.00     | 0.00          | 0.00        | -482.50      |
| 2258                |  | Prof. Development - Girls Swimming       | -335.71        | 0.00     | 216.48        | 0.00        | -552.19      |
| 2259                |  | Scouting - Girls Swimming                | 0.00           | 0.00     | 0.00          | 0.00        | 0.00         |
| 2260                |  | Security - Girls Swimming                | 0.00           | 0.00     | 0.00          | 0.00        | 0.00         |
| 2261                |  | Transportation - Girls Swimming          | -1,301.82      | 0.00     | 0.00          | 0.00        | -1,301.82    |
| 2262                |  | Uniforms/Apparel - Girls Swimming        | -6,051.75      | 0.00     | 0.00          | 0.00        | -6,051.75    |
| 2263                |  | Misc. Expenditures - Girls Swimming      | 0.00           | 0.00     | 0.00          | 0.00        | 0.00         |
| 2301                |  | Awards - Girls Tennis                    | -99.25         | 0.00     | 0.00          | 0.00        | -99.25       |
| 2302                |  | Camps - Girls Tennis                     | 0.00           | 0.00     | 0.00          | 0.00        | 0.00         |

## Current Cash Balance

Sorted by Site ID, Group ID, Activity ID.  
From 06/01/2012 to 06/30/2012.

| Site ID<br>Group ID | Site Name<br>Group Name | Activity ID | Activity Name                         | Beginning Cash | Receipts | Disbursements | Adjustments | Cash Balance |
|---------------------|-------------------------|-------------|---------------------------------------|----------------|----------|---------------|-------------|--------------|
| 2303                |                         |             | Entry Fees - Girls Tennis             | -210.00        | 0.00     | 0.00          | 0.00        | -210.00      |
| 2305                |                         |             | Lodging - Girls Tennis                | 0.00           | 0.00     | 0.00          | 0.00        | 0.00         |
| 2306                |                         |             | Meals - Girls Tennis                  | -230.00        | 0.00     | 0.00          | 0.00        | -230.00      |
| 2307                |                         |             | Officials - Girls Tennis              | 0.00           | 0.00     | 0.00          | 0.00        | 0.00         |
| 2308                |                         |             | Prof. Development - Girls Tennis      | -40.00         | 0.00     | 0.00          | 0.00        | -40.00       |
| 2309                |                         |             | Scouting - Girls Tennis               | 0.00           | 0.00     | 0.00          | 0.00        | 0.00         |
| 2310                |                         |             | Security - Girls Tennis               | 0.00           | 0.00     | 0.00          | 0.00        | 0.00         |
| 2311                |                         |             | Transportation - Girls Tennis         | -493.32        | 0.00     | 136.56        | 0.00        | -629.88      |
| 2312                |                         |             | Uniforms/Apparel - Girls Tennis       | -179.55        | 0.00     | 0.00          | 0.00        | -179.55      |
| 2313                |                         |             | Misc. Expenditures - Girls Tennis     | -275.00        | 0.00     | 0.00          | 0.00        | -275.00      |
| 2351                |                         |             | Awards - Girls Track                  | -374.02        | 0.00     | 0.00          | 0.00        | -374.02      |
| 2352                |                         |             | Camps - Girls Track                   | 515.91         | 0.00     | 0.00          | 0.00        | 515.91       |
| 2353                |                         |             | Entry Fees - Girls Track              | -562.50        | 0.00     | 0.00          | 0.00        | -562.50      |
| 2354                |                         |             | Equipment - Girls Track               | 179.55         | 0.00     | 0.00          | 0.00        | 179.55       |
| 2355                |                         |             | Lodging - Girls Track                 | 0.00           | 0.00     | 0.00          | 0.00        | 0.00         |
| 2356                |                         |             | Meals - Girls Track                   | -430.00        | 0.00     | 0.00          | 0.00        | -430.00      |
| 2357                |                         |             | Officials - Girls Track               | -267.50        | 0.00     | 0.00          | 0.00        | -267.50      |
| 2358                |                         |             | Prof. Development - Girls Track       | -709.56        | 0.00     | 0.00          | 0.00        | -709.56      |
| 2359                |                         |             | Scouting - Girls Track                | 0.00           | 0.00     | 0.00          | 0.00        | 0.00         |
| 2360                |                         |             | Security - Girls Track                | 0.00           | 0.00     | 0.00          | 0.00        | 0.00         |
| 2361                |                         |             | Transportation - Girls Track          | -1,886.48      | 0.00     | 474.76        | 0.00        | -2,361.24    |
| 2362                |                         |             | Uniforms/Apparel - Girls Track        | -1,604.60      | 0.00     | 0.00          | 0.00        | -1,604.60    |
| 2363                |                         |             | Misc. Expenditures - Girls Track      | -220.32        | 0.00     | 0.00          | 0.00        | -220.32      |
| 2401                |                         |             | Awards - Girls Volleyball             | -221.85        | 0.00     | 0.00          | 0.00        | -221.85      |
| 2402                |                         |             | Camps - Girls Volleyball              | 10,201.16      | 1,557.50 | 2,398.84      | 0.00        | 9,359.82     |
| 2403                |                         |             | Entry Fees - Girls Volleyball         | -870.00        | 0.00     | 0.00          | 0.00        | -870.00      |
| 2404                |                         |             | Equipment - Girls Volleyball          | -2,538.00      | 0.00     | 0.00          | 0.00        | -2,538.00    |
| 2405                |                         |             | Lodging - Girls Volleyball            | 0.00           | 0.00     | 0.00          | 0.00        | 0.00         |
| 2406                |                         |             | Meals - Girls Volleyball              | 0.00           | 0.00     | 0.00          | 0.00        | 0.00         |
| 2407                |                         |             | Officials - Girls Volleyball          | -5,137.00      | 0.00     | 0.00          | 0.00        | -5,137.00    |
| 2408                |                         |             | Prof. Development - Girls Volleyball  | -445.00        | 0.00     | 0.00          | 0.00        | -445.00      |
| 2409                |                         |             | Scouting - Girls Volleyball           | 0.00           | 0.00     | 0.00          | 0.00        | 0.00         |
| 2410                |                         |             | Security - Girls Volleyball           | 0.00           | 0.00     | 0.00          | 0.00        | 0.00         |
| 2411                |                         |             | Transportation - Girls Volleyball     | -1,761.67      | 0.00     | 0.00          | 0.00        | -1,761.67    |
| 2412                |                         |             | Uniforms/Apparel - Girls Volleyball   | -394.00        | 0.00     | 0.00          | 0.00        | -394.00      |
| 2413                |                         |             | Misc. Expenditures - Girls Volleyball | -50.00         | 0.00     | 0.00          | 0.00        | -50.00       |
| 2451                |                         |             | Awards - Girls Softball               | -167.40        | 0.00     | 0.00          | 0.00        | -167.40      |
| 2452                |                         |             | Camps - Girls Softball                | 4,295.63       | 495.00   | 2,107.09      | 0.00        | 2,683.54     |
| 2453                |                         |             | Entry Fees - Girls Softball           | -375.00        | 0.00     | 0.00          | 0.00        | -375.00      |
| 2454                |                         |             | Equipment - Girls Softball            | -4,852.75      | 0.00     | 0.00          | 0.00        | -4,852.75    |
| 2455                |                         |             | Lodging - Girls Softball              | 0.00           | 0.00     | 0.00          | 0.00        | 0.00         |
| 2456                |                         |             | Meals - Girls Softball                | 0.00           | 0.00     | 0.00          | 0.00        | 0.00         |
| 2457                |                         |             | Officials - Girls Softball            | -1,468.00      | 0.00     | 0.00          | 0.00        | -1,468.00    |
| 2458                |                         |             | Prof. Development - Girls Softball    | -180.00        | 0.00     | 0.00          | 0.00        | -180.00      |
| 2459                |                         |             | Scouting - Girls Softball             | 0.00           | 0.00     | 0.00          | 0.00        | 0.00         |
| 2460                |                         |             | Security - Girls Softball             | 0.00           | 0.00     | 0.00          | 0.00        | 0.00         |



## Current Cash Balance

Sorted by Site ID, Group ID, Activity ID.  
From 06/01/2012 to 06/30/2012.

| Site ID<br>Group ID | Site Name<br>Group Name | Activity ID | Activity Name                       | Beginning Cash | Receipts | Disbursements | Adjustments | Cash Balance |
|---------------------|-------------------------|-------------|-------------------------------------|----------------|----------|---------------|-------------|--------------|
| 2461                |                         |             | Transportation - Girls Softball     | -2,111.31      | 0.00     | 0.00          | 0.00        | -2,111.31    |
| 2462                |                         |             | Uniforms/Apparel - Girls Softball   | -197.70        | 0.00     | 0.00          | 0.00        | -197.70      |
| 2463                |                         |             | Misc. Expenditures - Girls Softball | -292.04        | 0.00     | 0.00          | 0.00        | -292.04      |
|                     | B                       |             | Totals:                             | -45,973.71     | 4,567.50 | 10,850.47     | 0.00        | -52,256.68   |

## Current Cash Balance

Sorted by Site ID, Group ID, Activity ID.  
From 06/01/2012 to 06/30/2012.

| Site ID<br>Group ID | Site Name<br>Group Name<br>Activity ID Activity Name | Beginning Cash | Receipts | Disbursements | Adjustments | Cash Balance |
|---------------------|--|----------------|----------|---------------|-------------|--------------|
| C                   | Athletics-Boys                                       |                |          |               |             |              |
|                     | 3001 Awards - Boys                                   | -30.00         | 0.00     | 0.00          | 0.00        | -30.00       |
|                     | 3002 Camps - Boys                                    | 0.00           | 0.00     | 0.00          | 0.00        | 0.00         |
|                     | 3004 Equipment - Boys                                | 0.00           | 0.00     | 0.00          | 0.00        | 0.00         |
|                     | 3005 Lodging - Boys                                  | 0.00           | 0.00     | 0.00          | 0.00        | 0.00         |
|                     | 3006 Meals - Boys                                    | 0.00           | 0.00     | 0.00          | 0.00        | 0.00         |
|                     | 3007 Officials - Boys                                | 85.00          | 0.00     | 0.00          | 0.00        | 85.00        |
|                     | 3008 Prof. Development - Boys                        | 0.00           | 0.00     | 0.00          | 0.00        | 0.00         |
|                     | 3009 Scouting - Boys                                 | 0.00           | 0.00     | 0.00          | 0.00        | 0.00         |
|                     | 3010 Security - Boys                                 | 0.00           | 0.00     | 0.00          | 0.00        | 0.00         |
|                     | 3011 Transportation - Boys                           | 0.00           | 0.00     | 0.00          | 0.00        | 0.00         |
|                     | 3012 Uniforms/Apparel - Boys                         | 0.00           | 0.00     | 0.00          | 0.00        | 0.00         |
|                     | 3013 Misc. Expenditures - Boys                       | -78.75         | 0.00     | 0.00          | 0.00        | -78.75       |
|                     | 3051 Awards - Boys Basketball                        | 0.00           | 0.00     | 0.00          | 0.00        | 0.00         |
|                     | 3052 Camps - Boys Basketball                         | 5,714.82       | 1,960.00 | 45.00         | -45.00      | 7,584.82     |
|                     | 3053 Entry Fees - Boys Basketball                    | -50.00         | 0.00     | 0.00          | 0.00        | -50.00       |
|                     | 3054 Equipment - Boys Basketball                     | -1,064.60      | 0.00     | 0.00          | 0.00        | -1,064.60    |
|                     | 3055 Lodging - Boys Basketball                       | 0.00           | 0.00     | 0.00          | 0.00        | 0.00         |
|                     | 3056 Meals - Boys Basketball                         | -132.75        | 0.00     | 0.00          | 0.00        | -132.75      |
|                     | 3057 Officials - Boys Basketball                     | -6,109.00      | 0.00     | 0.00          | 0.00        | -6,109.00    |
|                     | 3058 Prof. Development - Boys Basketball             | 0.00           | 0.00     | 0.00          | 0.00        | 0.00         |
|                     | 3059 Scouting - Boys Basketball                      | 0.00           | 0.00     | 0.00          | 0.00        | 0.00         |
|                     | 3060 Security - Boys Basketball                      | -1,040.00      | 0.00     | 0.00          | 0.00        | -1,040.00    |
|                     | 3061 Transportation - Boys Basketball                | -5,601.70      | 0.00     | 0.00          | 0.00        | -5,601.70    |
|                     | 3062 Uniforms/Apparel - Boys Basketball              | -2,437.35      | 0.00     | 0.00          | 0.00        | -2,437.35    |
|                     | 3063 Misc. Expenditures - Boys Basketball            | 0.00           | 0.00     | 0.00          | 0.00        | 0.00         |
|                     | 3101 Awards - Boys Cross Country                     | -160.47        | 0.00     | 0.00          | 0.00        | -160.47      |
|                     | 3102 Camps - Boys Cross Country                      | 61.41          | 0.00     | 0.00          | 0.00        | 61.41        |
|                     | 3103 Entry Fees - Boys Cross Country                 | -322.50        | 0.00     | 0.00          | 0.00        | -322.50      |
|                     | 3104 Equipment - Boys Cross Country                  | 0.00           | 0.00     | 0.00          | 0.00        | 0.00         |
|                     | 3105 Lodging - Boys Cross Country                    | -235.62        | 0.00     | 0.00          | 0.00        | -235.62      |
|                     | 3106 Meals - Boys Cross Country                      | -236.00        | 0.00     | 0.00          | 0.00        | -236.00      |
|                     | 3107 Officials - Boys Cross Country                  | 0.00           | 0.00     | 0.00          | 0.00        | 0.00         |
|                     | 3108 Prof. Development - Boys Cross Country          | 0.00           | 0.00     | 0.00          | 0.00        | 0.00         |
|                     | 3109 Scouting - Boys Cross Country                   | 0.00           | 0.00     | 0.00          | 0.00        | 0.00         |
|                     | 3110 Security - Boys Cross Country                   | 0.00           | 0.00     | 0.00          | 0.00        | 0.00         |
|                     | 3111 Transportation - Boys Cross Country             | -1,685.66      | 0.00     | 0.00          | 0.00        | -1,685.66    |
|                     | 3112 Uniforms/Apparel - Boys Cross Country           | 0.00           | 0.00     | 0.00          | 0.00        | 0.00         |
|                     | 3113 Misc. Expenditures - Boys Cross Country         | 0.00           | 0.00     | 0.00          | 0.00        | 0.00         |
|                     | 3151 Awards - Boys Golf                              | -158.53        | 0.00     | 0.00          | 0.00        | -158.53      |
|                     | 3152 Camps - Boys Golf                               | 971.47         | 0.00     | 0.00          | 0.00        | 971.47       |
|                     | 3153 Entry Fees - Boys Golf                          | -3,801.00      | 0.00     | 0.00          | 0.00        | -3,801.00    |
|                     | 3154 Equipment - Boys Golf                           | -822.39        | 0.00     | 0.00          | 0.00        | -822.39      |
|                     | 3155 Lodging - Boys Golf                             | 0.00           | 0.00     | 0.00          | 0.00        | 0.00         |
|                     | 3156 Meals - Boys Golf                               | -291.05        | 0.00     | 0.00          | 0.00        | -291.05      |
|                     | 3157 Officials - Boys Golf                           | 0.00           | 0.00     | 0.00          | 0.00        | 0.00         |

## Current Cash Balance

Sorted by Site ID, Group ID, Activity ID.  
From 06/01/2012 to 06/30/2012.

| Site ID<br>Group ID | Site Name<br>Group Name | Activity ID | Activity Name                      | Beginning Cash | Receipts | Disbursements | Adjustments | Cash Balance |
|---------------------|-------------------------|-------------|------------------------------------|----------------|----------|---------------|-------------|--------------|
| 3158                |                         |             | Prof. Development - Boys Golf      | 0.00           | 0.00     | 0.00          | 0.00        | 0.00         |
| 3159                |                         |             | Scouting - Boys Golf               | 0.00           | 0.00     | 0.00          | 0.00        | 0.00         |
| 3160                |                         |             | Security - Boys Golf               | 0.00           | 0.00     | 0.00          | 0.00        | 0.00         |
| 3161                |                         |             | Transportation - Boys Golf         | -3,969.73      | 0.00     | 708.31        | 272.92      | -4,405.12    |
| 3162                |                         |             | Uniforms/Apparel - Boys Golf       | -1,600.00      | 0.00     | 0.00          | 0.00        | -1,600.00    |
| 3163                |                         |             | Misc. Expenditures - Boys Golf     | 0.00           | 0.00     | 0.00          | 0.00        | 0.00         |
| 3201                |                         |             | Awards - Boys Soccer               | -100.80        | 0.00     | 0.00          | 0.00        | -100.80      |
| 3202                |                         |             | Camps - Boys Soccer                | 724.06         | 0.00     | 508.24        | 0.00        | 215.82       |
| 3203                |                         |             | Entry Fees - Boys Soccer           | -100.00        | 0.00     | 0.00          | 0.00        | -100.00      |
| 3204                |                         |             | Equipment - Boys Soccer            | -2,128.50      | 0.00     | 0.00          | 0.00        | -2,128.50    |
| 3205                |                         |             | Lodging - Boys Soccer              | 0.00           | 0.00     | 0.00          | 0.00        | 0.00         |
| 3206                |                         |             | Meals - Boys Soccer                | 0.00           | 0.00     | 0.00          | 0.00        | 0.00         |
| 3207                |                         |             | Officials - Boys Soccer            | -1,296.00      | 0.00     | 0.00          | 0.00        | -1,296.00    |
| 3208                |                         |             | Prof. Development - Boys Soccer    | 0.00           | 0.00     | 0.00          | 0.00        | 0.00         |
| 3209                |                         |             | Scouting - Boys Soccer             | 0.00           | 0.00     | 0.00          | 0.00        | 0.00         |
| 3210                |                         |             | Security - Boys Soccer             | 0.00           | 0.00     | 0.00          | 0.00        | 0.00         |
| 3211                |                         |             | Transportation - Boys Soccer       | -1,694.78      | 0.00     | 284.88        | 0.00        | -1,979.66    |
| 3213                |                         |             | Misc. Expenditures - Boys Soccer   | 0.00           | 0.00     | 0.00          | 0.00        | 0.00         |
| 3251                |                         |             | Awards - Boys Swimming             | -36.25         | 0.00     | 0.00          | 0.00        | -36.25       |
| 3252                |                         |             | Camps - Boys Swimming              | 787.71         | 0.00     | 0.00          | 0.00        | 787.71       |
| 3253                |                         |             | Entry Fees - Boys Swimming         | -482.50        | 0.00     | 0.00          | 0.00        | -482.50      |
| 3254                |                         |             | Equipment - Boys Swimming          | 0.00           | 0.00     | 0.00          | 0.00        | 0.00         |
| 3255                |                         |             | Lodging - Boys Swimming            | 0.00           | 0.00     | 0.00          | 0.00        | 0.00         |
| 3256                |                         |             | Meals - Boys Swimming              | -355.00        | 0.00     | 0.00          | 0.00        | -355.00      |
| 3257                |                         |             | Officials - Boys Swimming          | -192.50        | 0.00     | 0.00          | 0.00        | -192.50      |
| 3258                |                         |             | Prof. Development - Boys Swimming  | -335.72        | 0.00     | 216.49        | 0.00        | -552.21      |
| 3259                |                         |             | Scouting - Boys Swimming           | 0.00           | 0.00     | 0.00          | 0.00        | 0.00         |
| 3260                |                         |             | Security - Boys Swimming           | 0.00           | 0.00     | 0.00          | 0.00        | 0.00         |
| 3261                |                         |             | Transportation - Boys Swimming     | -1,301.83      | 0.00     | 0.00          | 0.00        | -1,301.83    |
| 3262                |                         |             | Uniforms/Apparels - Boys Swimming  | -3,835.25      | 0.00     | 0.00          | 0.00        | -3,835.25    |
| 3263                |                         |             | Misc. Expenditures - Boys Swimming | 0.00           | 0.00     | 0.00          | 0.00        | 0.00         |
| 3301                |                         |             | Awards - Boys Tennis               | -99.00         | 0.00     | 0.00          | 0.00        | -99.00       |
| 3302                |                         |             | Camps - Boys Tennis                | 0.00           | 0.00     | 0.00          | 0.00        | 0.00         |
| 3303                |                         |             | Entry Fees - Boys Tennis           | -215.00        | 0.00     | 0.00          | 0.00        | -215.00      |
| 3304                |                         |             | Equipment - Boys Tennis            | -1,188.00      | 0.00     | 0.00          | 0.00        | -1,188.00    |
| 3305                |                         |             | Lodging - Boys Tennis              | 0.00           | 0.00     | 0.00          | 0.00        | 0.00         |
| 3306                |                         |             | Meals - Boys Tennis                | -150.00        | 0.00     | 0.00          | 0.00        | -150.00      |
| 3307                |                         |             | Officials - Boys Tennis            | 0.00           | 0.00     | 0.00          | 0.00        | 0.00         |
| 3308                |                         |             | Prof. Development - Boys Tennis    | 0.00           | 0.00     | 0.00          | 0.00        | 0.00         |
| 3309                |                         |             | Scouting - Boys Tennis             | 0.00           | 0.00     | 0.00          | 0.00        | 0.00         |
| 3310                |                         |             | Security - Boys Tennis             | 0.00           | 0.00     | 0.00          | 0.00        | 0.00         |
| 3311                |                         |             | Transportation - Boys Tennis       | -422.60        | 0.00     | 0.00          | 0.00        | -422.60      |
| 3312                |                         |             | Uniforms/Apparel - Boys Tennis     | 0.00           | 0.00     | 0.00          | 0.00        | 0.00         |
| 3313                |                         |             | Misc. Expenditures - Boys Tennis   | 0.00           | 0.00     | 0.00          | 0.00        | 0.00         |
| 3351                |                         |             | Awards - Boys Track                | -368.48        | 0.00     | 0.00          | 0.00        | -368.48      |
| 3352                |                         |             | Camps - Boys Track                 | 0.00           | 0.00     | 0.00          | 0.00        | 0.00         |

## Current Cash Balance

Sorted by Site ID, Group ID, Activity ID.  
From 06/01/2012 to 06/30/2012.

| Site ID<br>Group ID | Site Name<br>Group Name<br>Activity ID | Activity Name                      | Beginning Cash | Receipts | Disbursements | Adjustments | Cash Balance |
|---------------------|--|------------------------------------|----------------|----------|---------------|-------------|--------------|
| 3353                |  | Entry Fees - Boys Track            | -382.50        | 0.00     | 0.00          | 0.00        | -382.50      |
| 3354                |  | Equipment - Boys Track             | -627.75        | 0.00     | 0.00          | 0.00        | -627.75      |
| 3355                |  | Lodging - Boys Track               | 0.00           | 0.00     | 0.00          | 0.00        | 0.00         |
| 3356                |  | Meals - Boys Track                 | -577.66        | 0.00     | 0.00          | 0.00        | -577.66      |
| 3357                |  | Officials - Boys Track             | -172.50        | 0.00     | 0.00          | 0.00        | -172.50      |
| 3358                |  | Prof. Development - Boys Track     | 0.00           | 0.00     | 0.00          | 0.00        | 0.00         |
| 3359                |  | Scouting - Boys Track              | 0.00           | 0.00     | 0.00          | 0.00        | 0.00         |
| 3360                |  | Security - Boys Track              | 0.00           | 0.00     | 0.00          | 0.00        | 0.00         |
| 3361                |  | Transportation - Boys Track        | -1,827.01      | 0.00     | 474.76        | 0.00        | -2,301.77    |
| 3362                |  | Uniforms/Apparel - Boys Track      | 0.00           | 0.00     | 0.00          | 0.00        | 0.00         |
| 3363                |  | Misc. Expenditures - Boys Track    | -85.98         | 0.00     | 0.00          | 0.00        | -85.98       |
| 3451                |  | Awards - Boys Baseball             | 0.00           | 0.00     | 0.00          | 0.00        | 0.00         |
| 3452                |  | Camps - Boys Baseball              | 3,236.84       | 1,170.00 | 3,774.57      | 0.00        | 632.27       |
| 3453                |  | Entry Fees - Boys Baseball         | -265.00        | 0.00     | 0.00          | 0.00        | -265.00      |
| 3454                |  | Equipment - Boys Baseball          | 0.00           | 0.00     | 0.00          | 0.00        | 0.00         |
| 3455                |  | Lodging - Boys Baseball            | 0.00           | 0.00     | 0.00          | 0.00        | 0.00         |
| 3456                |  | Meals - Boys Baseball              | -840.00        | 0.00     | 0.00          | 0.00        | -840.00      |
| 3457                |  | Officials - Boys Baseball          | -2,683.00      | 0.00     | 0.00          | 0.00        | -2,683.00    |
| 3458                |  | Prof. Development - Boys Baseball  | 0.00           | 0.00     | 0.00          | 0.00        | 0.00         |
| 3459                |  | Scouting - Boys Baseball           | 0.00           | 0.00     | 0.00          | 0.00        | 0.00         |
| 3460                |  | Security - Boys Baseball           | 0.00           | 0.00     | 0.00          | 0.00        | 0.00         |
| 3461                |  | Transportation - Boys Baseball     | -4,069.50      | 0.00     | 1,719.62      | 0.00        | -5,789.12    |
| 3462                |  | Uniforms/Apparel - Boys Baseball   | -6,656.40      | 0.00     | 810.00        | 0.00        | -7,466.40    |
| 3463                |  | Misc. Expenditures - Boys Baseball | -102.11        | 0.00     | 0.00          | 0.00        | -102.11      |
| 3501                |  | Awards - Boys Football             | 0.00           | 0.00     | 0.00          | 0.00        | 0.00         |
| 3502                |  | Camps - Boys Football              | 6,208.74       | 775.00   | 4,764.36      | 0.00        | 2,219.38     |
| 3503                |  | Entry Fees - Boys Football         | 0.00           | 0.00     | 0.00          | 0.00        | 0.00         |
| 3504                |  | Equipment - Boys Football          | -25,390.43     | 0.00     | 1,804.50      | 0.00        | -27,194.93   |
| 3505                |  | Lodging - Boys Football            | 0.00           | 0.00     | 0.00          | 0.00        | 0.00         |
| 3506                |  | Meals - Boys Football              | 0.00           | 0.00     | 0.00          | 0.00        | 0.00         |
| 3507                |  | Officials - Boys Football          | -6,042.10      | 0.00     | 0.00          | 0.00        | -6,042.10    |
| 3508                |  | Prof. Development - Boys Football  | -1,558.92      | 0.00     | 0.00          | 0.00        | -1,558.92    |
| 3509                |  | Scouting - Boys Football           | 0.00           | 0.00     | 0.00          | 0.00        | 0.00         |
| 3510                |  | Security - Boys Football           | -2,880.00      | 0.00     | 0.00          | 0.00        | -2,880.00    |
| 3511                |  | Transportation - Boys Football     | -5,174.48      | 0.00     | 0.00          | 0.00        | -5,174.48    |
| 3512                |  | Uniforms/Apparel - Boys Football   | 1,199.10       | 0.00     | 0.00          | 0.00        | 1,199.10     |
| 3513                |  | Misc Expenditures-Boys Football    | -545.00        | 0.00     | 0.00          | 0.00        | -545.00      |
| 3515                |  | Misc. Expenditures - Boys Football | -150.00        | 0.00     | 0.00          | 0.00        | -150.00      |
| 3551                |  | Awards - Boys Wrestling            | -245.50        | 0.00     | 0.00          | 0.00        | -245.50      |
| 3552                |  | Camps - Boys Wrestling             | 3,110.01       | 0.00     | 45.00         | 0.00        | 3,065.01     |
| 3553                |  | Entry Fees - Boys Wrestling        | -1,575.00      | 0.00     | 0.00          | 0.00        | -1,575.00    |
| 3554                |  | Equipment - Boys Wrestling         | -3,145.40      | 0.00     | 0.00          | 0.00        | -3,145.40    |
| 3555                |  | Lodging - Boys Wrestling           | -1,653.12      | 0.00     | 0.00          | 0.00        | -1,653.12    |
| 3556                |  | Meals - Boys Wrestling             | -354.00        | 0.00     | 0.00          | 0.00        | -354.00      |
| 3557                |  | Officials - Boys Wrestling         | -1,230.00      | 0.00     | 0.00          | 0.00        | -1,230.00    |
| 3558                |  | Prof. Development - Boys Wrestling | 0.00           | 0.00     | 0.00          | 0.00        | 0.00         |

## Current Cash Balance

Sorted by Site ID, Group ID, Activity ID.  
From 06/01/2012 to 06/30/2012.

| Site ID<br>Group ID | Site Name<br>Group Name             | Activity ID | Activity Name | Beginning Cash | Receipts | Disbursements | Adjustments | Cash Balance |
|---------------------|-------------------------------------|-------------|---------------|----------------|----------|---------------|-------------|--------------|
| 3559                | Scouting - Boys Wrestling           |             |               | 0.00           | 0.00     | 0.00          | 0.00        | 0.00         |
| 3560                | Security - Boys Wrestling           |             |               | 0.00           | 0.00     | 0.00          | 0.00        | 0.00         |
| 3561                | Transportation - Boys Wrestling     |             |               | -8,085.90      | 0.00     | 0.00          | 0.00        | -8,085.90    |
| 3562                | Uniforms/Apparel - Boys Wrestling   |             |               | -111.00        | 0.00     | 0.00          | 0.00        | -111.00      |
| 3563                | Misc. Expenditures - Boys Wrestling |             |               | -237.31        | 0.00     | 0.00          | 0.00        | -237.31      |
| C Totals:           |                                     |             |               | -98,697.72     | 3,905.00 | 15,155.73     | 227.92      | -109,720.53  |

## Current Cash Balance

Sorted by Site ID, Group ID, Activity ID  
From 06/01/2012 to 06/30/2012.

| Site ID<br>Group ID | Site Name<br>Group Name | Activity ID | Activity Name          | Beginning Cash | Receipts  | Disbursements | Adjustments | Cash Balance |
|---------------------|-------------------------|-------------|------------------------|----------------|-----------|---------------|-------------|--------------|
| D                   | CLUBS AND ORGANIZATIONS |             |                        |                |           |               |             |              |
|                     | 4010                    |             | 40 Assets              | 179.76         | 0.00      | 0.00          | 0.00        | 179.76       |
|                     | 4030                    |             | Amnesty International  | 43.60          | 0.00      | 0.00          | 0.00        | 43.60        |
|                     | 4040                    |             | Art                    | 935.19         | 0.00      | 29.96         | 0.00        | 905.23       |
|                     | 4050                    |             | Astronomy Club         | 99.65          | 0.00      | 0.00          | 0.00        | 99.65        |
|                     | 4060                    |             | Band                   | 3,530.63       | 325.00    | 1,128.13      | 0.00        | 2,727.50     |
|                     | 4110                    |             | Cheerleading           | 2,445.73       | 390.00    | 30.00         | 0.00        | 2,805.73     |
|                     | 4115                    |             | Uniforms-Cheer/Dance   | 3,732.51       | 24,855.28 | 423.31        | 0.00        | 28,164.48    |
|                     | 4120                    |             | Chemistry Club         | 68.50          | 0.00      | 0.00          | 0.00        | 68.50        |
|                     | 4130                    |             | Chess Club             | 773.08         | 0.00      | 0.00          | 0.00        | 773.08       |
|                     | 4140                    |             | Choir                  | 446.40         | 0.00      | 0.00          | 0.00        | 446.40       |
|                     | 4190                    |             | Dance                  | 279.41         | 390.00    | 30.00         | 0.00        | 639.41       |
|                     | 4200                    |             | Debate Team            | 349.50         | 0.00      | 0.00          | 0.00        | 349.50       |
|                     | 4210                    |             | DECA                   | -5,952.74      | 0.00      | 0.00          | 0.00        | -5,952.74    |
|                     | 4220                    |             | Drama Club             | 2,607.43       | 0.00      | 942.74        | 0.00        | 1,664.69     |
|                     | 4230                    |             | Environmental Club     | 2,079.64       | 0.00      | 0.00          | 0.00        | 2,079.64     |
|                     | 4250                    |             | FCCLA                  | 4,590.21       | 0.00      | 0.00          | 0.00        | 4,590.21     |
|                     | 4260                    |             | FCS Club               | 7,290.08       | 0.00      | 0.00          | 0.00        | 7,290.08     |
|                     | 4280                    |             | Flag Group             | 123.92         | 0.00      | 0.00          | 0.00        | 123.92       |
|                     | 4290                    |             | Forensics              | 13,842.06      | 2,003.00  | 5,440.92      | 0.00        | 10,404.14    |
|                     | 4310                    |             | French Club            | 410.61         | 0.00      | 0.00          | 0.00        | 410.61       |
|                     | 4330                    |             | Garden Club            | 0.00           | 0.00      | 0.00          | 0.00        | 0.00         |
|                     | 4340                    |             | German Club            | 55.86          | 0.00      | 0.00          | 0.00        | 55.86        |
|                     | 4355                    |             | Habitat for Humanity   | -250.00        | 0.00      | 0.00          | 0.00        | -250.00      |
|                     | 4360                    |             | History Club           | 4,515.97       | 70.00     | 4,455.25      | -58.00      | 72.72        |
|                     | 4370                    |             | Industrial Arts        | 4,824.22       | 0.00      | 117.85        | 0.00        | 4,706.37     |
|                     | 4390                    |             | Intramurals            | 307.91         | 0.00      | 0.00          | 0.00        | 307.91       |
|                     | 4400                    |             | Japanese Club          | 0.00           | 0.00      | 0.00          | 0.00        | 0.00         |
|                     | 4410                    |             | Junior Class           | 31,456.52      | 0.00      | 117.40        | 0.00        | 31,339.12    |
|                     | 4430                    |             | Latin Club             | 386.92         | 0.00      | 0.00          | 0.00        | 386.92       |
|                     | 4460                    |             | Literary Magazine      | 1,817.18       | 0.00      | 720.00        | 0.00        | 1,097.18     |
|                     | 4480                    |             | Mascot Team            | 147.96         | 0.00      | 0.00          | 0.00        | 147.96       |
|                     | 4490                    |             | M-Club                 | 1,408.97       | 0.00      | 0.00          | 0.00        | 1,408.97     |
|                     | 4500                    |             | Music                  | 2,140.00       | 0.00      | 0.00          | 0.00        | 2,140.00     |
|                     | 4510                    |             | National Honor Society | 1,525.26       | 0.00      | 0.00          | 0.00        | 1,525.26     |
|                     | 4520                    |             | Newspaper              | 1,724.99       | 200.00    | 0.00          | 0.00        | 1,924.99     |
|                     | 4530                    |             | Orchestra              | 60.71          | 1,714.00  | 0.00          | 0.00        | 1,774.71     |
|                     | 4540                    |             | Other Clubs            | 1,864.06       | 0.00      | 147.00        | 0.00        | 1,717.06     |
|                     | 4570                    |             | Play Production        | 0.00           | 0.00      | 0.00          | 0.00        | 0.00         |
|                     | 4630                    |             | Science Club           | 0.00           | 0.00      | 0.00          | 0.00        | 0.00         |
|                     | 4640                    |             | Senior Class           | 3,129.10       | 96.00     | 116.62        | 0.00        | 3,108.48     |
|                     | 4645                    |             | Show Choir             | 412.10         | 19,956.00 | 6,904.00      | 0.00        | 13,464.10    |
|                     | 4650                    |             | Skills USA             | 6,809.34       | 0.00      | 0.00          | 0.00        | 6,809.34     |
|                     | 4660                    |             | Spanish Club           | 199.84         | 0.00      | 0.00          | 0.00        | 199.84       |
|                     | 4680                    |             | Speech Club            | 0.00           | 0.00      | 0.00          | 0.00        | 0.00         |
|                     | 4690                    |             | Spirit Shop            | 8,609.74       | 0.00      | 4,318.65      | 0.00        | 4,291.09     |

## Current Cash Balance

Sorted by Site ID, Group ID, Activity ID.  
From 06/01/2012 to 06/30/2012.

| Site ID<br>Group ID | Site Name<br>Group Name           | Activity ID | Activity Name | Beginning Cash | Receipts  | Disbursements | Adjustments | Cash Balance |
|---------------------|-----------------------------------|-------------|---------------|----------------|-----------|---------------|-------------|--------------|
| 4710                | Student Council                   |             |               | 44,611.87      | 0.00      | 2,220.52      | 0.00        | 42,391.35    |
| 4730                | VIA                               |             |               | 1,415.79       | 0.00      | 0.00          | 0.00        | 1,415.79     |
| 4770                | Yearbook                          |             |               | 13,966.27      | 0.00      | 11,412.60     | 0.00        | 2,553.67     |
| D Totals:           |                                   |             |               | 169,015.75     | 49,999.28 | 38,554.95     | -58.00      | 180,402.08   |
| E                   | ADMINISTRATIVE CUSTODIAL          |             |               |                |           |               |             |              |
| 5010                | After Prom                        |             |               | 1,026.83       | 2,254.00  | 0.00          | 0.00        | 3,280.83     |
| 5020                | Fines                             |             |               | 10,879.15      | 497.88    | 3,596.59      | 83.00       | 7,863.44     |
| 5025                | Fines - Library Book              |             |               | 0.00           | 0.00      | 0.00          | 0.00        | 0.00         |
| 5060                | Hospitality                       |             |               | 2,652.75       | 0.00      | 45.00         | 0.00        | 2,607.75     |
| 5070                | Library                           |             |               | 402.68         | 0.00      | 0.00          | 0.00        | 402.68       |
| 5100                | Other Adm Custodial               |             |               | -165.00        | 0.00      | 0.00          | 0.00        | -165.00      |
| 5120                | P.E.                              |             |               | 6,303.83       | 7.00      | 0.00          | 0.00        | 6,310.83     |
| 5130                | Parking                           |             |               | 15,476.07      | 0.00      | 5,009.40      | 0.00        | 10,466.67    |
| 5140                | PayBac                            |             |               | 450.00         | 0.00      | 0.00          | 0.00        | 450.00       |
| 5150                | Pool Maintenance                  |             |               | 5,711.63       | 0.00      | 1,682.20      | 0.00        | 4,029.43     |
| 5160                | PSAT Exam                         |             |               | 268.73         | 0.00      | 0.00          | 0.00        | 268.73       |
| 5175                | Student Scholarships              |             |               | 226.31         | 0.00      | 0.00          | 0.00        | 226.31       |
| 5180                | Teacher Fund/Grants               |             |               | 6,231.60       | 0.00      | 0.00          | 0.00        | 6,231.60     |
| 5190                | Transcripts                       |             |               | 438.20         | 0.00      | 137.20        | 0.00        | 301.00       |
| E Totals:           |                                   |             |               | 49,902.78      | 2,758.88  | 10,470.39     | 83.00       | 42,274.27    |
| Q                   | STUDENT FEE FUND                  |             |               |                |           |               |             |              |
| 7160                | Participation Fees - Athletics    |             |               | 60,000.00      | 0.00      | 0.00          | 0.00        | 60,000.00    |
| 7170                | Participation Fees - Clubs & Orgs |             |               | 0.00           | 0.00      | 0.00          | 0.00        | 0.00         |
| 7190                | Field Trips                       |             |               | 199.96         | 100.00    | 0.00          | -217.40     | 82.56        |
| Q Totals:           |                                   |             |               | 60,199.96      | 100.00    | 0.00          | -217.40     | 60,082.56    |
| R                   | AP/IB EXAMS                       |             |               |                |           |               |             |              |
| 8010                | AP Exams                          |             |               | 22,658.40      | 7,197.00  | 4,090.40      | 0.00        | 25,765.00    |
| 8020                | IB Exams                          |             |               | 2,268.80       | 0.00      | 0.00          | 0.00        | 2,268.80     |
| R Totals:           |                                   |             |               | 24,927.20      | 7,197.00  | 4,090.40      | 0.00        | 28,033.80    |

## Current Cash Balance

Sorted by Site ID, Group ID, Activity ID.  
From 06/01/2012 to 06/30/2012.

| Site ID     | Site Name                   |                |            |               |             |              |            |  |
|-------------|-----------------------------|----------------|------------|---------------|-------------|--------------|------------|--|
| Group ID    | Group Name                  |                |            |               |             |              |            |  |
| Activity ID | Activity Name               | Beginning Cash | Receipts   | Disbursements | Adjustments | Cash Balance |            |  |
| S           | ATHLETIC                    |                |            |               |             |              |            |  |
| 9010        | Gate Receipts               | 111,617.08     | 0.00       | 0.00          | 0.00        | 111,617.08   |            |  |
| 9030        | Concessions                 | 15,471.38      | 0.00       | 0.00          | 0.00        | 15,471.38    |            |  |
| 9040        | Tickets                     | 19,174.00      | 0.00       | 0.00          | 0.00        | 19,174.00    |            |  |
| 9050        | Athletic-General            | -1,690.51      | 898.45     | 108.00        | 58.00       | -842.06      |            |  |
| 9060        | Athletic Director           | -2,179.00      | 0.00       | 0.00          | 0.00        | -2,179.00    |            |  |
| 9070        | Miscellaneous Receipts      | 5,496.54       | 0.00       | 0.00          | 0.00        | 5,496.54     |            |  |
| 9080        | Fundraising-Athletic        | 73.78          | 0.00       | 0.00          | 0.00        | 73.78        |            |  |
| 9090        | Strength & Conditioning     | 0.00           | 0.00       | 0.00          | 0.00        | 0.00         |            |  |
| 9100        | Athletic Training           | -19,208.50     | 905.00     | 0.00          | 45.00       | -18,258.50   |            |  |
| 9110        | Activities                  | -7,216.38      | 0.00       | 0.00          | 0.00        | -7,216.38    |            |  |
| 9120        | Booster Contributions-Girls | 5,178.00       | 0.00       | 1,349.13      | 0.00        | 3,828.87     |            |  |
| 9130        | Booster Contributions-Boys  | 6,155.00       | 0.00       | 1,349.14      | 0.00        | 4,805.86     |            |  |
|             | S                           | Totals:        | 132,871.39 | 1,803.45      | 2,806.27    | 103.00       | 131,971.57 |  |
|             | NHS                         | Totals:        | 107,049.99 | 97,960.78     | 83,495.44   | 0.00         | 121,515.33 |  |



## Current Cash Balance

Sorted by Site ID, Group ID, Activity ID.  
From 06/01/2012 to 06/30/2012.

| Site ID | Site Name                 | Group ID | Group Name | Activity ID | Activity Name                           | Beginning Cash | Receipts  | Disbursements | Adjustments | Cash Balance |
|---------|---------------------------|----------|------------|-------------|---|----------------|-----------|---------------|-------------|--------------|
| SHS     | Millard South High School |          |            |             |   |                |           |               |             |              |
| A       | ACTIVITY GENERAL          |          |            |             |   |                |           |               |             |              |
|         |                           |          |            | 1010        | General Admin                           | -10,756.95     | 0.00      | 318.69        | 0.00        | -11,075.64   |
|         |                           |          |            | 1025        | Savings                                 | 0.00           | 0.00      | 0.00          | 0.00        | 0.00         |
|         |                           |          |            | 1030        | Staff Vending                           | 3,866.87       | 0.00      | 146.93        | 0.00        | 3,719.94     |
|         |                           |          |            | 1035        | Student Vending                         | 69,537.11      | 20,660.89 | 0.00          | 0.00        | 90,198.00    |
|         |                           |          |            | 1040        | Donations                               | 3,075.84       | 242.34    | 0.00          | 0.00        | 3,318.18     |
|         |                           |          |            | 1050        | Projects/Support                        | -4,558.60      | 0.00      | 136.00        | 0.00        | -4,694.60    |
|         |                           |          |            | 1060        | Public Relations                        | -1,025.61      | 0.00      | 621.28        | 0.00        | -1,646.89    |
|         |                           |          |            | 1070        | Start Up Cash                           | -500.00        | 0.00      | 0.00          | 0.00        | -500.00      |
|         |                           |          |            | 1090        | Other Revenue                           | 6,668.77       | 2,000.00  | 0.00          | 0.00        | 8,668.77     |
|         |                           |          |            | 1100        | Damage & Loss Property                  | 0.00           | 0.00      | 0.00          | 0.00        | 0.00         |
|         |                           |          |            | 1110        | Extracurr Transportation                | -22,754.40     | 766.33    | 1,692.62      | 0.00        | -23,680.69   |
|         |                           |          |            | 1120        | Equipment Replacement/Repair            | 0.00           | 0.00      | 0.00          | 0.00        | 0.00         |
|         |                           |          |            | 1130        | Building Maintenance                    | -550.00        | 0.00      | 55.00         | 0.00        | -605.00      |
|         |                           |          |            | 1140        | Student Recognition Incentive           | -1,130.80      | 0.00      | 550.27        | 0.00        | -1,681.07    |
|         |                           |          |            | 1150        | Capital Outlay                          | 48,265.85      | 0.00      | 0.00          | 0.00        | 48,265.85    |
|         |                           |          |            | 1160        | Personnel Support                       | -4,829.60      | 0.00      | 396.29        | 0.00        | -5,225.89    |
|         |                           |          |            | 1170        | Wellness                                | 205.07         | 0.00      | 175.84        | 0.00        | 29.23        |
|         |                           |          | A          | Totals:     |   | 85,513.55      | 23,669.56 | 4,092.92      | 0.00        | 105,090.19   |
| B       | Athletics-Girls           |          |            |             |   |                |           |               |             |              |
|         |                           |          |            | 2051        | Awards - Girls Basketball               | -36.40         | 0.00      | 0.00          | 0.00        | -36.40       |
|         |                           |          |            | 2052        | Camps - Girls Basketball                | 2,554.42       | 1,600.00  | 775.00        | 0.00        | 3,379.42     |
|         |                           |          |            | 2053        | Entry Fees - Girls Basketball           | 100.00         | 0.00      | 0.00          | 0.00        | 100.00       |
|         |                           |          |            | 2054        | Equipment - Girls Basketball            | -3,555.42      | 0.00      | 0.00          | 0.00        | -3,555.42    |
|         |                           |          |            | 2055        | Lodging - Girls Basketball              | 0.00           | 0.00      | 0.00          | 0.00        | 0.00         |
|         |                           |          |            | 2056        | Meals - Girls Basketball                | 0.00           | 0.00      | 0.00          | 0.00        | 0.00         |
|         |                           |          |            | 2057        | Officials - Girls Basketball            | -4,320.00      | 0.00      | 0.00          | 0.00        | -4,320.00    |
|         |                           |          |            | 2058        | Prof. Development - Girls Basketball    | 0.25           | 0.00      | 0.00          | 0.00        | 0.25         |
|         |                           |          |            | 2059        | Scouting - Girls Basketball             | 0.00           | 0.00      | 0.00          | 0.00        | 0.00         |
|         |                           |          |            | 2060        | Security - Girls Basketball             | -960.00        | 0.00      | 0.00          | 0.00        | -960.00      |
|         |                           |          |            | 2061        | Transportation - Girls Basketball       | -3,975.65      | 0.00      | 0.00          | 0.00        | -3,975.65    |
|         |                           |          |            | 2062        | Uniforms/Apparel - Girls Basketball     | -7,231.35      | 0.00      | 0.00          | 0.00        | -7,231.35    |
|         |                           |          |            | 2063        | Misc. Expenditures - Girls Basketball   | 0.00           | 0.00      | 0.00          | 0.00        | 0.00         |
|         |                           |          |            | 2101        | Awards - Girls Cross Country            | -146.58        | 0.00      | 0.00          | 0.00        | -146.58      |
|         |                           |          |            | 2102        | Camps - Girls Cross Country             | 0.00           | 0.00      | 0.00          | 0.00        | 0.00         |
|         |                           |          |            | 2103        | Entry Fees - Girls Cross Country        | 345.00         | 0.00      | 0.00          | 0.00        | 345.00       |
|         |                           |          |            | 2104        | Equipment - Girls Cross Country         | -89.46         | 0.00      | 0.00          | 0.00        | -89.46       |
|         |                           |          |            | 2105        | Lodging - Girls Cross Country           | 0.00           | 0.00      | 0.00          | 0.00        | 0.00         |
|         |                           |          |            | 2106        | Meals - Girls Cross Country             | -26.99         | 0.00      | 0.00          | 0.00        | -26.99       |
|         |                           |          |            | 2107        | Officials - Girls Cross Country         | -195.00        | 0.00      | 0.00          | 0.00        | -195.00      |
|         |                           |          |            | 2108        | Prof. Development - Girls Cross Country | 0.00           | 0.00      | 0.00          | 0.00        | 0.00         |
|         |                           |          |            | 2109        | Scouting - Girls Cross Country          | 0.00           | 0.00      | 0.00          | 0.00        | 0.00         |
|         |                           |          |            | 2110        | Security - Girls Cross Country          | 0.00           | 0.00      | 0.00          | 0.00        | 0.00         |
|         |                           |          |            | 2111        | Transportation - Girls Cross Country    | -1,039.70      | 0.00      | 0.00          | 0.00        | -1,039.70    |

## Current Cash Balance

Sorted by Site ID, Group ID, Activity ID  
From 06/01/2012 to 06/30/2012.

| Site ID<br>Group ID | Site Name<br>Group Name<br>Activity ID | Activity Name                            | Beginning Cash | Receipts | Disbursements | Adjustments | Cash Balance |
|---------------------|--|--|----------------|----------|---------------|-------------|--------------|
| 2112                |  | Uniforms/Apparel - Girls Cross Country   | -331.33        | 0.00     | 322.68        | 0.00        | -654.01      |
| 2113                |  | Misc. Expenditures - Girls Cross Country | -317.50        | 0.00     | 0.00          | 0.00        | -317.50      |
| 2151                |  | Awards - Girls Golf                      | -81.40         | 0.00     | 0.00          | 0.00        | -81.40       |
| 2152                |  | Camps - Girls Golf                       | 0.00           | 0.00     | 0.00          | 0.00        | 0.00         |
| 2153                |  | Entry Fees - Girls Golf                  | -25.00         | 0.00     | 0.00          | 0.00        | -25.00       |
| 2154                |  | Equipment - Girls Golf                   | -1,330.38      | 0.00     | 47.24         | 0.00        | -1,377.62    |
| 2155                |  | Lodging - Girls Golf                     | -308.00        | 0.00     | 0.00          | 0.00        | -308.00      |
| 2156                |  | Meals - Girls Golf                       | -116.08        | 0.00     | 0.00          | 0.00        | -116.08      |
| 2157                |  | Officials - Girls Golf                   | 0.00           | 0.00     | 0.00          | 0.00        | 0.00         |
| 2158                |  | Prof. Development - Girls Golf           | 0.00           | 0.00     | 0.00          | 0.00        | 0.00         |
| 2159                |  | Scouting - Girls Golf                    | 0.00           | 0.00     | 0.00          | 0.00        | 0.00         |
| 2160                |  | Security - Girls Golf                    | 0.00           | 0.00     | 0.00          | 0.00        | 0.00         |
| 2161                |  | Transportation - Girls Golf              | -1,270.37      | 0.00     | 0.00          | 0.00        | -1,270.37    |
| 2162                |  | Uniforms/Apparel - Girls Golf            | 0.00           | 0.00     | 0.00          | 0.00        | 0.00         |
| 2163                |  | Misc. Expenditures - Girls Golf          | -765.00        | 0.00     | 0.00          | 0.00        | -765.00      |
| 2201                |  | Awards - Girls Soccer                    | -96.10         | 0.00     | 0.00          | 0.00        | -96.10       |
| 2202                |  | Camps - Girls Soccer                     | 741.91         | 41.00    | 299.58        | 0.00        | 483.33       |
| 2203                |  | Entry Fees - Girls Soccer                | 172.50         | 0.00     | 0.00          | 0.00        | 172.50       |
| 2204                |  | Equipment - Girls Soccer                 | -1,792.08      | 0.00     | 31.90         | 0.00        | -1,823.98    |
| 2205                |  | Lodging - Girls Soccer                   | 0.00           | 0.00     | 0.00          | 0.00        | 0.00         |
| 2206                |  | Meals - Girls Soccer                     | -148.33        | 0.00     | 0.00          | 0.00        | -148.33      |
| 2207                |  | Officials - Girls Soccer                 | -2,080.00      | 0.00     | 0.00          | 0.00        | -2,080.00    |
| 2208                |  | Prof. Development - Girls Soccer         | -330.00        | 0.00     | 0.00          | 0.00        | -330.00      |
| 2209                |  | Scouting - Girls Soccer                  | 0.00           | 0.00     | 0.00          | 0.00        | 0.00         |
| 2210                |  | Security - Girls Soccer                  | 0.00           | 0.00     | 0.00          | 0.00        | 0.00         |
| 2211                |  | Transportation - Girls Soccer            | -452.80        | 0.00     | 1,229.13      | 0.00        | -1,681.93    |
| 2212                |  | Uniforms/Apparel - Girls Soccer          | -288.52        | 0.00     | 375.24        | 0.00        | -663.76      |
| 2213                |  | Misc. Expenditures - Girls Soccer        | 0.00           | 0.00     | 0.00          | 0.00        | 0.00         |
| 2251                |  | Awards - Girls Swimming                  | 0.00           | 0.00     | 0.00          | 0.00        | 0.00         |
| 2252                |  | Camps - Girls Swimming                   | 0.00           | 0.00     | 0.00          | 0.00        | 0.00         |
| 2253                |  | Entry Fees - Girls Swimming              | -302.50        | 0.00     | 0.00          | 0.00        | -302.50      |
| 2254                |  | Equipment - Girls Swimming               | -328.00        | 0.00     | 0.00          | 0.00        | -328.00      |
| 2255                |  | Lodging - Girls Swimming                 | 0.00           | 0.00     | 0.00          | 0.00        | 0.00         |
| 2256                |  | Meals - Girls Swimming                   | -105.09        | 0.00     | 0.00          | 0.00        | -105.09      |
| 2257                |  | Officials - Girls Swimming               | -375.00        | 0.00     | 0.00          | 0.00        | -375.00      |
| 2258                |  | Prof. Development - Girls Swimming       | 0.00           | 0.00     | 0.00          | 0.00        | 0.00         |
| 2259                |  | Scouting - Girls Swimming                | 0.00           | 0.00     | 0.00          | 0.00        | 0.00         |
| 2260                |  | Security - Girls Swimming                | 0.00           | 0.00     | 0.00          | 0.00        | 0.00         |
| 2261                |  | Transportation - Girls Swimming          | -819.07        | 0.00     | 0.00          | 0.00        | -819.07      |
| 2262                |  | Uniforms/Apparel - Girls Swimming        | -1,325.75      | 0.00     | 0.00          | 0.00        | -1,325.75    |
| 2263                |  | Misc. Expenditures - Girls Swimming      | -1,081.25      | 0.00     | 0.00          | 0.00        | -1,081.25    |
| 2301                |  | Awards - Girls Tennis                    | 0.00           | 0.00     | 0.00          | 0.00        | 0.00         |
| 2302                |  | Camps - Girls Tennis                     | 0.00           | 0.00     | 0.00          | 0.00        | 0.00         |
| 2303                |  | Entry Fees - Girls Tennis                | -355.00        | 0.00     | 0.00          | 0.00        | -355.00      |
| 2304                |  | Equipment - Girls Tennis                 | -1,257.48      | 0.00     | 0.00          | 0.00        | -1,257.48    |
| 2305                |  | Lodging - Girls Tennis                   | 0.00           | 0.00     | 0.00          | 0.00        | 0.00         |

## Current Cash Balance

Sorted by Site ID, Group ID, Activity ID.  
From 06/01/2012 to 06/30/2012.

| Site ID<br>Group ID | Site Name<br>Group Name | Activity ID | Activity Name                         | Beginning Cash | Receipts | Disbursements | Adjustments | Cash Balance |
|---------------------|-------------------------|-------------|---------------------------------------|----------------|----------|---------------|-------------|--------------|
| 2306                |                         |             | Meals - Girls Tennis                  | 0.00           | 0.00     | 0.00          | 0.00        | 0.00         |
| 2307                |                         |             | Officials - Girls Tennis              | 0.00           | 0.00     | 0.00          | 0.00        | 0.00         |
| 2308                |                         |             | Prof. Development - Girls Tennis      | 0.00           | 0.00     | 0.00          | 0.00        | 0.00         |
| 2309                |                         |             | Scouting - Girls Tennis               | 0.00           | 0.00     | 0.00          | 0.00        | 0.00         |
| 2310                |                         |             | Security - Girls Tennis               | 0.00           | 0.00     | 0.00          | 0.00        | 0.00         |
| 2311                |                         |             | Transportation - Girls Tennis         | -1,027.98      | 0.00     | 797.43        | 0.00        | -1,825.41    |
| 2312                |                         |             | Uniforms/Apparel - Girls Tennis       | -406.00        | 0.00     | 0.00          | 0.00        | -406.00      |
| 2313                |                         |             | Misc. Expenditures - Girls Tennis     | 0.00           | 0.00     | 0.00          | 0.00        | 0.00         |
| 2351                |                         |             | Awards - Girls Track                  | -395.00        | 0.00     | 0.00          | 0.00        | -395.00      |
| 2352                |                         |             | Camps - Girls Track                   | 0.00           | 0.00     | 0.00          | 0.00        | 0.00         |
| 2353                |                         |             | Entry Fees - Girls Track              | -255.00        | 100.00   | 0.00          | 0.00        | -155.00      |
| 2354                |                         |             | Equipment - Girls Track               | -3,463.76      | 0.00     | 0.00          | 0.00        | -3,463.76    |
| 2355                |                         |             | Lodging - Girls Track                 | 0.00           | 0.00     | 0.00          | 0.00        | 0.00         |
| 2356                |                         |             | Meals - Girls Track                   | 0.00           | 0.00     | 0.00          | 0.00        | 0.00         |
| 2357                |                         |             | Officials - Girls Track               | -508.24        | 0.00     | 0.00          | 0.00        | -508.24      |
| 2358                |                         |             | Prof. Development - Girls Track       | -112.50        | 0.00     | 0.00          | 0.00        | -112.50      |
| 2359                |                         |             | Scouting - Girls Track                | 0.00           | 0.00     | 0.00          | 0.00        | 0.00         |
| 2360                |                         |             | Security - Girls Track                | 0.00           | 0.00     | 0.00          | 0.00        | 0.00         |
| 2361                |                         |             | Transportation - Girls Track          | -2,222.68      | 0.00     | 1,597.66      | 0.00        | -3,820.34    |
| 2362                |                         |             | Uniforms/Apparel - Girls Track        | -814.45        | 0.00     | 0.00          | 0.00        | -814.45      |
| 2363                |                         |             | Misc. Expenditures - Girls Track      | -799.77        | 0.00     | 59.35         | 0.00        | -859.12      |
| 2401                |                         |             | Awards - Girls Volleyball             | -331.55        | 0.00     | 0.00          | 0.00        | -331.55      |
| 2402                |                         |             | Camps - Girls Volleyball              | 2,648.89       | 2,145.00 | 1,280.00      | 0.00        | 3,513.89     |
| 2403                |                         |             | Entry Fees - Girls Volleyball         | 400.00         | 0.00     | 0.00          | 0.00        | 400.00       |
| 2404                |                         |             | Equipment - Girls Volleyball          | -4,551.23      | 0.00     | 0.00          | 0.00        | -4,551.23    |
| 2405                |                         |             | Lodging - Girls Volleyball            | 0.00           | 0.00     | 0.00          | 0.00        | 0.00         |
| 2406                |                         |             | Meals - Girls Volleyball              | 0.00           | 0.00     | 0.00          | 0.00        | 0.00         |
| 2407                |                         |             | Officials - Girls Volleyball          | -4,434.93      | 0.00     | 0.00          | 0.00        | -4,434.93    |
| 2408                |                         |             | Prof. Development - Girls Volleyball  | -110.00        | 0.00     | 0.00          | 0.00        | -110.00      |
| 2409                |                         |             | Scouting - Girls Volleyball           | 0.00           | 0.00     | 0.00          | 0.00        | 0.00         |
| 2410                |                         |             | Security - Girls Volleyball           | 0.00           | 0.00     | 0.00          | 0.00        | 0.00         |
| 2411                |                         |             | Transportation - Girls Volleyball     | -2,485.67      | 0.00     | 0.00          | 0.00        | -2,485.67    |
| 2412                |                         |             | Uniforms/Apparel - Girls Volleyball   | -765.56        | 0.00     | 530.60        | 0.00        | -1,296.16    |
| 2413                |                         |             | Misc. Expenditures - Girls Volleyball | 0.00           | 0.00     | 0.00          | 0.00        | 0.00         |
| 2451                |                         |             | Awards - Girls Softball               | -42.00         | 0.00     | 0.00          | 0.00        | -42.00       |
| 2452                |                         |             | Camps - Girls Softball                | 2,022.78       | 1,620.00 | 0.00          | 0.00        | 3,642.78     |
| 2453                |                         |             | Entry Fees - Girls Softball           | -60.00         | 0.00     | 0.00          | 0.00        | -60.00       |
| 2454                |                         |             | Equipment - Girls Softball            | -808.05        | 0.00     | 0.00          | 0.00        | -808.05      |
| 2455                |                         |             | Lodging - Girls Softball              | -2,079.20      | 0.00     | 0.00          | 0.00        | -2,079.20    |
| 2456                |                         |             | Meals - Girls Softball                | -761.88        | 0.00     | 0.00          | 0.00        | -761.88      |
| 2457                |                         |             | Officials - Girls Softball            | -2,396.00      | 0.00     | 0.00          | 0.00        | -2,396.00    |
| 2458                |                         |             | Prof. Development - Girls Softball    | -25.00         | 0.00     | 0.00          | 0.00        | -25.00       |
| 2459                |                         |             | Scouting - Girls Softball             | 0.00           | 0.00     | 0.00          | 0.00        | 0.00         |
| 2460                |                         |             | Security - Girls Softball             | 0.00           | 0.00     | 0.00          | 0.00        | 0.00         |
| 2461                |                         |             | Transportation - Girls Softball       | -4,966.66      | 0.00     | 0.00          | 0.00        | -4,966.66    |
| 2462                |                         |             | Uniforms/Apparel - Girls Softball     | 0.00           | 0.00     | 2,880.00      | 0.00        | -2,880.00    |

## Current Cash Balance

Sorted by Site ID, Group ID, Activity ID.  
From 06/01/2012 to 06/30/2012.

| Site ID<br>Group ID | Site Name<br>Group Name | Activity ID | Activity Name                       | Beginning Cash | Receipts | Disbursements | Adjustments | Cash Balance |
|---------------------|-------------------------|-------------|-------------------------------------|----------------|----------|---------------|-------------|--------------|
| 2463                |                         |             | Misc. Expenditures - Girls Softball | -1,257.67      | 0.00     | 175.00        | 0.00        | -1,432.67    |
|                     | B                       |             | Totals:                             | -63,353.61     | 5,506.00 | 10,400.81     | 0.00        | -68,248.42   |

## Current Cash Balance

Sorted by Site ID, Group ID, Activity ID.  
From 06/01/2012 to 06/30/2012.

| Site ID     | Site Name                               | Beginning Cash | Receipts | Disbursements | Adjustments | Cash Balance |
|-------------|---|----------------|----------|---------------|-------------|--------------|
| Group ID    | Group Name                              |                |          |               |             |              |
| Activity ID | Activity Name                           |                |          |               |             |              |
| C           | Athletics-Boys                          |                |          |               |             |              |
| 3007        | Officials - Boys                        | 0.00           | 0.00     | 0.00          | 0.00        | 0.00         |
| 3051        | Awards - Boys Basketball                | 0.00           | 0.00     | 0.00          | 0.00        | 0.00         |
| 3052        | Camps - Boys Basketball                 | 6,724.57       | 2,310.00 | 5,232.54      | 0.00        | 3,802.03     |
| 3053        | Entry Fees - Boys Basketball            | -35.00         | 0.00     | 0.00          | 0.00        | -35.00       |
| 3054        | Equipment - Boys Basketball             | -2,006.47      | 0.00     | 0.00          | 0.00        | -2,006.47    |
| 3055        | Lodging - Boys Basketball               | 0.00           | 0.00     | 0.00          | 0.00        | 0.00         |
| 3056        | Meals - Boys Basketball                 | 0.00           | 0.00     | 0.00          | 0.00        | 0.00         |
| 3057        | Officials - Boys Basketball             | -5,860.80      | 0.00     | 0.00          | 0.00        | -5,860.80    |
| 3058        | Prof. Development - Boys Basketball     | 0.00           | 0.00     | 0.00          | 0.00        | 0.00         |
| 3059        | Scouting - Boys Basketball              | 0.00           | 0.00     | 0.00          | 0.00        | 0.00         |
| 3060        | Security - Boys Basketball              | -1,040.00      | 0.00     | 0.00          | 0.00        | -1,040.00    |
| 3061        | Transportation - Boys Basketball        | -5,125.03      | 0.00     | 0.00          | 0.00        | -5,125.03    |
| 3062        | Uniforms/Apparel - Boys Basketball      | -4,974.03      | 0.00     | 0.00          | 0.00        | -4,974.03    |
| 3063        | Misc. Expenditures - Boys Basketball    | -26.76         | 0.00     | 0.00          | 0.00        | -26.76       |
| 3101        | Awards - Boys Cross Country             | -146.57        | 0.00     | 0.00          | 0.00        | -146.57      |
| 3102        | Camps - Boys Cross Country              | 0.00           | 0.00     | 0.00          | 0.00        | 0.00         |
| 3103        | Entry Fees - Boys Cross Country         | 345.00         | 0.00     | 0.00          | 0.00        | 345.00       |
| 3104        | Equipment - Boys Cross Country          | -89.47         | 0.00     | 0.00          | 0.00        | -89.47       |
| 3105        | Lodging - Boys Cross Country            | 0.00           | 0.00     | 0.00          | 0.00        | 0.00         |
| 3106        | Meals - Boys Cross Country              | -26.99         | 0.00     | 0.00          | 0.00        | -26.99       |
| 3107        | Officials - Boys Cross Country          | 0.00           | 0.00     | 0.00          | 0.00        | 0.00         |
| 3108        | Prof. Development - Boys Cross Country  | 0.00           | 0.00     | 0.00          | 0.00        | 0.00         |
| 3109        | Scouting - Boys Cross Country           | 0.00           | 0.00     | 0.00          | 0.00        | 0.00         |
| 3110        | Security - Boys Cross Country           | 0.00           | 0.00     | 0.00          | 0.00        | 0.00         |
| 3111        | Transportation - Boys Cross Country     | -1,039.72      | 0.00     | 0.00          | 0.00        | -1,039.72    |
| 3112        | Uniforms/Apparel - Boys Cross Country   | -585.03        | 0.00     | 322.67        | 0.00        | -907.70      |
| 3113        | Misc. Expenditures - Boys Cross Country | -317.50        | 0.00     | 0.00          | 0.00        | -317.50      |
| 3151        | Awards - Boys Golf                      | -168.95        | 0.00     | 0.00          | 0.00        | -168.95      |
| 3152        | Camps - Boys Golf                       | 0.00           | 0.00     | 0.00          | 0.00        | 0.00         |
| 3153        | Entry Fees - Boys Golf                  | 1,300.00       | 350.00   | 0.00          | 0.00        | 1,650.00     |
| 3154        | Equipment - Boys Golf                   | -1,489.02      | 0.00     | 1,030.33      | 0.00        | -2,519.35    |
| 3155        | Lodging - Boys Golf                     | 0.00           | 0.00     | 0.00          | 0.00        | 0.00         |
| 3156        | Meals - Boys Golf                       | 0.00           | 0.00     | 0.00          | 0.00        | 0.00         |
| 3157        | Officials - Boys Golf                   | 0.00           | 0.00     | 0.00          | 0.00        | 0.00         |
| 3158        | Prof. Development - Boys Golf           | 0.00           | 0.00     | 0.00          | 0.00        | 0.00         |
| 3159        | Scouting - Boys Golf                    | 0.00           | 0.00     | 0.00          | 0.00        | 0.00         |
| 3160        | Security - Boys Golf                    | 0.00           | 0.00     | 0.00          | 0.00        | 0.00         |
| 3161        | Transportation - Boys Golf              | -160.93        | 0.00     | 0.00          | 0.00        | -160.93      |
| 3162        | Uniforms/Apparel - Boys Golf            | -772.11        | 0.00     | 0.00          | 0.00        | -772.11      |
| 3163        | Misc. Expenditures - Boys Golf          | -3,021.46      | 0.00     | 672.70        | 0.00        | -3,694.16    |
| 3201        | Awards - Boys Soccer                    | -48.90         | 0.00     | 0.00          | 0.00        | -48.90       |
| 3202        | Camps - Boys Soccer                     | 43.87          | 0.00     | 0.00          | 0.00        | 43.87        |
| 3203        | Entry Fees - Boys Soccer                | 87.50          | 0.00     | 0.00          | 0.00        | 87.50        |
| 3204        | Equipment - Boys Soccer                 | -1,148.29      | 0.00     | 0.00          | 0.00        | -1,148.29    |
| 3205        | Lodging - Boys Soccer                   | 0.00           | 0.00     | 0.00          | 0.00        | 0.00         |

## Current Cash Balance

Sorted by Site ID, Group ID, Activity ID  
From 06/01/2012 to 06/30/2012.

| Site ID<br>Group ID | Site Name<br>Group Name<br>Activity ID | Activity Name                      | Beginning Cash | Receipts | Disbursements | Adjustments | Cash Balance |
|---------------------|--|------------------------------------|----------------|----------|---------------|-------------|--------------|
| 3206                |  | Meals - Boys Soccer                | 0.00           | 0.00     | 0.00          | 0.00        | 0.00         |
| 3207                |  | Officials - Boys Soccer            | -2,352.00      | 0.00     | 0.00          | 0.00        | -2,352.00    |
| 3208                |  | Prof. Development - Boys Soccer    | -108.45        | 0.00     | 0.00          | 0.00        | -108.45      |
| 3209                |  | Scouting - Boys Soccer             | 0.00           | 0.00     | 0.00          | 0.00        | 0.00         |
| 3210                |  | Security - Boys Soccer             | 0.00           | 0.00     | 0.00          | 0.00        | 0.00         |
| 3211                |  | Transportation - Boys Soccer       | -1,454.88      | 0.00     | 337.48        | 0.00        | -1,792.36    |
| 3212                |  | Uniforms/Apparel - Boys Soccer     | 0.00           | 0.00     | 0.00          | 0.00        | 0.00         |
| 3213                |  | Misc. Expenditures - Boys Soccer   | 0.00           | 0.00     | 0.00          | 0.00        | 0.00         |
| 3251                |  | Awards - Boys Swimming             | -347.45        | 0.00     | 0.00          | 0.00        | -347.45      |
| 3252                |  | Camps - Boys Swimming              | 0.00           | 0.00     | 0.00          | 0.00        | 0.00         |
| 3253                |  | Entry Fees - Boys Swimming         | -302.50        | 0.00     | 0.00          | 0.00        | -302.50      |
| 3254                |  | Equipment - Boys Swimming          | -328.00        | 0.00     | 0.00          | 0.00        | -328.00      |
| 3255                |  | Lodging - Boys Swimming            | 0.00           | 0.00     | 0.00          | 0.00        | 0.00         |
| 3256                |  | Meals - Boys Swimming              | -105.09        | 0.00     | 0.00          | 0.00        | -105.09      |
| 3257                |  | Officials - Boys Swimming          | -275.00        | 0.00     | 0.00          | 0.00        | -275.00      |
| 3258                |  | Prof. Development - Boys Swimming  | 0.00           | 0.00     | 0.00          | 0.00        | 0.00         |
| 3259                |  | Scouting - Boys Swimming           | 0.00           | 0.00     | 0.00          | 0.00        | 0.00         |
| 3260                |  | Security - Boys Swimming           | 0.00           | 0.00     | 0.00          | 0.00        | 0.00         |
| 3261                |  | Transportation - Boys Swimming     | -819.08        | 0.00     | 0.00          | 0.00        | -819.08      |
| 3262                |  | Uniforms/Apparels - Boys Swimming  | -3,691.50      | 0.00     | 0.00          | 0.00        | -3,691.50    |
| 3263                |  | Misc. Expenditures - Boys Swimming | -246.25        | 0.00     | 0.00          | 0.00        | -246.25      |
| 3301                |  | Awards - Boys Tennis               | 0.00           | 0.00     | 0.00          | 0.00        | 0.00         |
| 3302                |  | Camps - Boys Tennis                | 0.00           | 0.00     | 0.00          | 0.00        | 0.00         |
| 3303                |  | Entry Fees - Boys Tennis           | -305.00        | 0.00     | 0.00          | 0.00        | -305.00      |
| 3304                |  | Equipment - Boys Tennis            | -69.20         | 0.00     | 0.00          | 0.00        | -69.20       |
| 3305                |  | Lodging - Boys Tennis              | 0.00           | 0.00     | 0.00          | 0.00        | 0.00         |
| 3306                |  | Meals - Boys Tennis                | 0.00           | 0.00     | 0.00          | 0.00        | 0.00         |
| 3307                |  | Officials - Boys Tennis            | 0.00           | 0.00     | 0.00          | 0.00        | 0.00         |
| 3308                |  | Prof. Development - Boys Tennis    | 0.00           | 0.00     | 0.00          | 0.00        | 0.00         |
| 3309                |  | Scouting - Boys Tennis             | 0.00           | 0.00     | 0.00          | 0.00        | 0.00         |
| 3310                |  | Security - Boys Tennis             | 0.00           | 0.00     | 0.00          | 0.00        | 0.00         |
| 3311                |  | Transportation - Boys Tennis       | -2,637.86      | 0.00     | 0.00          | 0.00        | -2,637.86    |
| 3312                |  | Uniforms/Apparel - Boys Tennis     | -223.00        | 0.00     | 0.00          | 0.00        | -223.00      |
| 3313                |  | Misc. Expenditures - Boys Tennis   | 0.00           | 0.00     | 0.00          | 0.00        | 0.00         |
| 3351                |  | Awards - Boys Track                | -395.00        | 0.00     | 0.00          | 0.00        | -395.00      |
| 3352                |  | Camps - Boys Track                 | 1,010.00       | 440.00   | 721.75        | 0.00        | 728.25       |
| 3353                |  | Entry Fees - Boys Track            | -175.00        | 100.00   | 0.00          | 0.00        | -75.00       |
| 3354                |  | Equipment - Boys Track             | -3,353.94      | 0.00     | 0.00          | 0.00        | -3,353.94    |
| 3355                |  | Lodging - Boys Track               | 0.00           | 0.00     | 0.00          | 0.00        | 0.00         |
| 3356                |  | Meals - Boys Track                 | 0.00           | 0.00     | 0.00          | 0.00        | 0.00         |
| 3357                |  | Officials - Boys Track             | -383.24        | 0.00     | 0.00          | 0.00        | -383.24      |
| 3358                |  | Prof. Development - Boys Track     | -247.50        | 0.00     | 0.00          | 0.00        | -247.50      |
| 3359                |  | Scouting - Boys Track              | 0.00           | 0.00     | 0.00          | 0.00        | 0.00         |
| 3360                |  | Security - Boys Track              | 0.00           | 0.00     | 0.00          | 0.00        | 0.00         |
| 3361                |  | Transportation - Boys Track        | -1,781.08      | 0.00     | 1,495.82      | 0.00        | -3,276.90    |
| 3362                |  | Uniforms/Apparel - Boys Track      | -7,547.43      | 0.00     | 0.00          | 0.00        | -7,547.43    |

## Current Cash Balance

Sorted by Site ID, Group ID, Activity ID.  
From 06/01/2012 to 06/30/2012.

| Site ID<br>Group ID | Site Name<br>Group Name<br>Activity ID | Activity Name                       | Beginning Cash | Receipts | Disbursements | Adjustments | Cash Balance |
|---------------------|--|-------------------------------------|----------------|----------|---------------|-------------|--------------|
| 3363                |  | Misc. Expenditures - Boys Track     | -371.24        | 0.00     | 112.44        | 0.00        | -483.68      |
| 3451                |  | Awards - Boys Baseball              | -97.30         | 0.00     | 0.00          | 0.00        | -97.30       |
| 3452                |  | Camps - Boys Baseball               | 3,647.46       | 630.00   | 0.00          | 0.00        | 4,277.46     |
| 3453                |  | Entry Fees - Boys Baseball          | 215.00         | 0.00     | 0.00          | 0.00        | 215.00       |
| 3454                |  | Equipment - Boys Baseball           | -5,454.91      | 0.00     | 154.90        | 0.00        | -5,609.81    |
| 3455                |  | Lodging - Boys Baseball             | 0.00           | 0.00     | 0.00          | 0.00        | 0.00         |
| 3456                |  | Meals - Boys Baseball               | 0.00           | 0.00     | 0.00          | 0.00        | 0.00         |
| 3457                |  | Officials - Boys Baseball           | -3,162.98      | 0.00     | 0.00          | 0.00        | -3,162.98    |
| 3458                |  | Prof. Development - Boys Baseball   | 0.00           | 0.00     | 0.00          | 0.00        | 0.00         |
| 3459                |  | Scouting - Boys Baseball            | 0.00           | 0.00     | 0.00          | 0.00        | 0.00         |
| 3460                |  | Security - Boys Baseball            | 0.00           | 0.00     | 0.00          | 0.00        | 0.00         |
| 3461                |  | Transportation - Boys Baseball      | -2,571.03      | 0.00     | 442.42        | 0.00        | -3,013.45    |
| 3462                |  | Uniforms/Apparel - Boys Baseball    | -2,630.57      | 0.00     | 435.00        | 0.00        | -3,065.57    |
| 3463                |  | Misc. Expenditures - Boys Baseball  | -2,350.00      | 0.00     | 0.00          | 0.00        | -2,350.00    |
| 3501                |  | Awards - Boys Football              | 0.00           | 0.00     | 0.00          | 0.00        | 0.00         |
| 3502                |  | Camps - Boys Football               | 6,241.45       | 1,670.00 | 541.25        | 0.00        | 7,370.20     |
| 3503                |  | Entry Fees - Boys Football          | 0.00           | 0.00     | 0.00          | 0.00        | 0.00         |
| 3504                |  | Equipment - Boys Football           | -24,688.70     | 0.00     | 2,660.94      | 0.00        | -27,349.64   |
| 3505                |  | Lodging - Boys Football             | 0.00           | 0.00     | 0.00          | 0.00        | 0.00         |
| 3506                |  | Meals - Boys Football               | -775.40        | 0.00     | 0.00          | 0.00        | -775.40      |
| 3507                |  | Officials - Boys Football           | -3,907.48      | 0.00     | 0.00          | 0.00        | -3,907.48    |
| 3508                |  | Prof. Development - Boys Football   | -349.00        | 0.00     | 0.00          | 0.00        | -349.00      |
| 3509                |  | Scouting - Boys Football            | 0.00           | 0.00     | 0.00          | 0.00        | 0.00         |
| 3510                |  | Security - Boys Football            | -3,260.00      | 0.00     | 0.00          | 0.00        | -3,260.00    |
| 3511                |  | Transportation - Boys Football      | -4,252.39      | 0.00     | 0.00          | 0.00        | -4,252.39    |
| 3512                |  | Uniforms/Apparel - Boys Football    | -1,749.08      | 0.00     | 3,824.57      | 0.00        | -5,573.65    |
| 3515                |  | Misc. Expenditures - Boys Football  | 0.00           | 0.00     | 0.00          | 0.00        | 0.00         |
| 3551                |  | Awards - Boys Wrestling             | -278.50        | 0.00     | 0.00          | 0.00        | -278.50      |
| 3552                |  | Camps - Boys Wrestling              | 0.00           | 0.00     | 0.00          | 0.00        | 0.00         |
| 3553                |  | Entry Fees - Boys Wrestling         | -1,675.00      | 0.00     | 0.00          | 0.00        | -1,675.00    |
| 3554                |  | Equipment - Boys Wrestling          | 656.22         | 0.00     | 0.00          | 0.00        | 656.22       |
| 3555                |  | Lodging - Boys Wrestling            | 0.00           | 0.00     | 0.00          | 0.00        | 0.00         |
| 3556                |  | Meals - Boys Wrestling              | -628.00        | 0.00     | 0.00          | 0.00        | -628.00      |
| 3557                |  | Officials - Boys Wrestling          | -1,190.00      | 0.00     | 0.00          | 0.00        | -1,190.00    |
| 3558                |  | Prof. Development - Boys Wrestling  | 0.00           | 0.00     | 0.00          | 0.00        | 0.00         |
| 3559                |  | Scouting - Boys Wrestling           | 0.00           | 0.00     | 0.00          | 0.00        | 0.00         |
| 3560                |  | Security - Boys Wrestling           | -80.00         | 0.00     | 0.00          | 0.00        | -80.00       |
| 3561                |  | Transportation - Boys Wrestling     | -9,117.71      | 0.00     | 0.00          | 0.00        | -9,117.71    |
| 3562                |  | Uniforms/Apparel - Boys Wrestling   | 0.00           | 0.00     | 0.00          | 0.00        | 0.00         |
| 3563                |  | Misc. Expenditures - Boys Wrestling | -469.00        | 0.00     | 0.00          | 0.00        | -469.00      |
|                     | C                                      | Totals:                             | -104,018.70    | 5,500.00 | 17,984.81     | 0.00        | -116,503.51  |

## Current Cash Balance

Sorted by Site ID, Group ID, Activity ID.  
From 06/01/2012 to 06/30/2012.

| Site ID     | Site Name               | Beginning Cash | Receipts  | Disbursements | Adjustments | Cash Balance |
|-------------|-------------------------|----------------|-----------|---------------|-------------|--------------|
| Group ID    | Group Name              |                |           |               |             |              |
| Activity ID | Activity Name           |                |           |               |             |              |
| D           | CLUBS AND ORGANIZATIONS |                |           |               |             |              |
| 4010        | 40 Assets               | 2,629.75       | 0.00      | 15.00         | 0.00        | 2,614.75     |
| 4020        | Academic Awards         | -8.12          | 0.00      | 429.84        | 0.00        | -437.96      |
| 4030        | Amnesty International   | 0.00           | 0.00      | 0.00          | 0.00        | 0.00         |
| 4040        | Art                     | 32.26          | 0.00      | 0.00          | 0.00        | 32.26        |
| 4050        | Astronomy Club          | 0.00           | 0.00      | 0.00          | 0.00        | 0.00         |
| 4055        | Athletic Trainers Club  | -270.75        | 0.00      | 0.00          | 0.00        | -270.75      |
| 4060        | Band                    | 14,976.48      | 24,170.50 | 5,002.01      | 0.00        | 34,144.97    |
| 4061        | Band Uniforms           | 0.00           | 0.00      | 0.00          | 0.00        | 0.00         |
| 4062        | Band Trip               | 0.00           | 0.00      | 0.00          | 0.00        | 0.00         |
| 4080        | Book Club               | 0.00           | 0.00      | 0.00          | 0.00        | 0.00         |
| 4100        | Builders Club           | 0.00           | 0.00      | 0.00          | 0.00        | 0.00         |
| 4109        | Cheer Uniforms          | 14,400.00      | 0.00      | 400.00        | 300.00      | 14,300.00    |
| 4110        | Cheerleading            | 26,706.83      | 230.00    | 9,547.20      | 6,750.00    | 24,139.63    |
| 4115        | Uniforms-Cheer/Dance    | -22,756.88     | 0.00      | 0.00          | 0.00        | -22,756.88   |
| 4130        | Chess Club              | 39.10          | 0.00      | 0.00          | 0.00        | 39.10        |
| 4140        | Choir                   | 73.74          | 0.00      | 319.35        | 0.00        | -245.61      |
| 4141        | Choir Trip              | 0.00           | 0.00      | 0.00          | 0.00        | 0.00         |
| 4160        | Construction            | -141.61        | 50.00     | 0.00          | 0.00        | -91.61       |
| 4180        | Culinary Competition    | 0.00           | 0.00      | 0.00          | 0.00        | 0.00         |
| 4190        | Dance                   | -5,716.78      | 0.00      | 0.00          | 0.00        | -5,716.78    |
| 4191        | Dance Uniforms          | 1,742.54       | 0.00      | 667.00        | 1,936.70    | 3,012.24     |
| 4200        | Debate Team             | -1,798.30      | 0.00      | 399.95        | 0.00        | -2,198.25    |
| 4210        | DECA                    | -14,296.99     | 184.58    | 552.42        | 0.00        | -14,664.83   |
| 4215        | Diversity Club          | 0.00           | 0.00      | 0.00          | 0.00        | 0.00         |
| 4220        | Drama Club              | 0.00           | 0.00      | 0.00          | 0.00        | 0.00         |
| 4230        | Environmental Club      | 5,088.23       | 0.00      | 1,071.73      | 0.00        | 4,016.50     |
| 4240        | Fashion Merchandising   | 5.08           | 0.00      | 0.00          | 0.00        | 5.08         |
| 4250        | FCCLA                   | 44.50          | 0.00      | 0.00          | 0.00        | 44.50        |
| 4260        | FCS Club                | 16.50          | 0.00      | 0.00          | 0.00        | 16.50        |
| 4290        | Forensics               | 4,858.25       | 0.00      | 64.19         | 0.00        | 4,794.06     |
| 4300        | Foundation/PEMS         | -57.59         | 0.00      | 0.00          | 0.00        | -57.59       |
| 4310        | French Club             | 494.56         | 0.00      | 0.00          | 0.00        | 494.56       |
| 4320        | Future Educators        | -12.56         | 0.00      | 125.00        | 0.00        | -137.56      |
| 4330        | Garden Club             | 0.00           | 0.00      | 0.00          | 0.00        | 0.00         |
| 4340        | German Club             | 389.03         | 0.00      | 0.00          | 0.00        | 389.03       |
| 4350        | Graphics                | 5.00           | 0.00      | 0.00          | 0.00        | 5.00         |
| 4365        | HOSA                    | 123.28         | 0.00      | 0.00          | 0.00        | 123.28       |
| 4380        | International Club      | 66.67          | 0.00      | 0.00          | 0.00        | 66.67        |
| 4390        | Intramurals             | 301.59         | 0.00      | 0.00          | 0.00        | 301.59       |
| 4410        | Junior Class            | 319.10         | 0.00      | 148.52        | 0.00        | 170.58       |
| 4450        | LEO Club                | 573.60         | 0.00      | 585.02        | 0.00        | -11.42       |
| 4460        | Literary Magazine       | 826.14         | 0.00      | 0.00          | 0.00        | 826.14       |
| 4470        | Manufacturing           | 1,041.62       | 0.00      | 0.00          | 0.00        | 1,041.62     |
| 4501        | Music-Auditorium        | 0.00           | 0.00      | 0.00          | 0.00        | 0.00         |
| 4502        | Music-Donations         | 0.00           | 0.00      | 0.00          | 0.00        | 0.00         |



## Current Cash Balance

Sorted by Site ID, Group ID, Activity ID  
From 06/01/2012 to 06/30/2012.

| Site ID<br>Group ID | Site Name<br>Group Name | Activity ID | Activity Name            | Beginning Cash | Receipts  | Disbursements | Adjustments | Cash Balance |
|---------------------|-------------------------|-------------|--------------------------|----------------|-----------|---------------|-------------|--------------|
| 4503                |                         |             | Music-Musicals           | 0.00           | 0.00      | 0.00          | 0.00        | 0.00         |
| 4510                |                         |             | National Honor Society   | 6,228.54       | 0.00      | 464.79        | 0.00        | 5,763.75     |
| 4520                |                         |             | Newspaper                | 7,082.30       | 460.00    | 0.00          | 330.00      | 7,872.30     |
| 4530                |                         |             | Orchestra                | 4,192.69       | 0.00      | 191.19        | 210.00      | 4,211.50     |
| 4531                |                         |             | Orchestra Trip           | 0.00           | 0.00      | 0.00          | 0.00        | 0.00         |
| 4550                |                         |             | Patriot Photo            | 1,295.41       | 0.00      | 223.04        | 0.00        | 1,072.37     |
| 4570                |                         |             | Play Production          | 6,127.17       | 0.00      | 4,864.15      | 0.00        | 1,263.02     |
| 4640                |                         |             | Senior Class             | 2,286.65       | 0.00      | 154.45        | 0.00        | 2,132.20     |
| 4645                |                         |             | Show Choir               | 2,550.56       | 0.00      | 171.70        | 150.00      | 2,528.86     |
| 4650                |                         |             | Skills USA               | 15.80          | 0.00      | 0.00          | 0.00        | 15.80        |
| 4660                |                         |             | Spanish Club             | 112.30         | 0.00      | 0.00          | 0.00        | 112.30       |
| 4685                |                         |             | Squashfest               | 0.00           | 0.00      | 0.00          | 0.00        | 0.00         |
| 4690                |                         |             | Spirit Shop              | 55,971.82      | 5.00      | 0.00          | 0.00        | 55,976.82    |
| 4695                |                         |             | STARS                    | 0.00           | 0.00      | 0.00          | 0.00        | 0.00         |
| 4710                |                         |             | Student Council          | 4,202.17       | 0.00      | 747.45        | 0.00        | 3,454.72     |
| 4760                |                         |             | World Language           | 398.90         | 0.00      | 0.00          | 0.00        | 398.90       |
| 4770                |                         |             | Yearbook                 | 21,931.45      | 0.00      | 773.25        | 0.00        | 21,158.20    |
|                     | D                       |             | Totals:                  | 142,090.03     | 25,100.08 | 26,917.25     | 9,676.70    | 149,949.56   |
| E                   |                         |             | ADMINISTRATIVE CUSTODIAL |                |           |               |             |              |
| 5010                |                         |             | After Prom               | 0.00           | 0.00      | 0.00          | 0.00        | 0.00         |
| 5020                |                         |             | Fines                    | 19,469.36      | 220.00    | 1,855.06      | 0.00        | 17,834.30    |
| 5025                |                         |             | Fines - Library Book     | 603.29         | 16.00     | 319.70        | 0.00        | 299.59       |
| 5030                |                         |             | Counseling Center        | -530.08        | 0.00      | 310.96        | 0.00        | -841.04      |
| 5040                |                         |             | Fundraising-General      | 0.00           | 0.00      | 0.00          | 0.00        | 0.00         |
| 5060                |                         |             | Hospitality              | 187.14         | 0.00      | 338.43        | 0.00        | -151.29      |
| 5070                |                         |             | Library                  | 100.36         | 0.00      | 0.00          | 0.00        | 100.36       |
| 5097                |                         |             | New Frontier             | 524.22         | 0.00      | 89.28         | 0.00        | 434.94       |
| 5100                |                         |             | Other Adm Custodial      | 7.64           | 0.00      | 0.00          | 0.00        | 7.64         |
| 5110                |                         |             | Other Student Activities | 0.00           | 0.00      | 0.00          | 0.00        | 0.00         |
| 5130                |                         |             | Parking                  | 8,075.20       | 120.00    | 9,507.26      | 0.00        | -1,312.06    |
| 5135                |                         |             | Patriot Post             | 0.00           | 0.00      | 0.00          | 0.00        | 0.00         |
| 5140                |                         |             | PayBac                   | 1,055.48       | 0.00      | 0.00          | 0.00        | 1,055.48     |
| 5150                |                         |             | Pool Maintenance         | 2,108.73       | 1,366.00  | 1,040.73      | 0.00        | 2,434.00     |
| 5160                |                         |             | PSAT Exam                | 154.29         | 0.00      | 0.00          | 0.00        | 154.29       |
| 5166                |                         |             | SpEd                     | 216.89         | 0.00      | 94.00         | 0.00        | 122.89       |
| 5167                |                         |             | Student ID Card Fee      | 341.17         | 10.00     | 0.00          | 0.00        | 351.17       |
| 5170                |                         |             | Student Notebooks        | 50.00          | 0.00      | 0.00          | 0.00        | 50.00        |
| 5180                |                         |             | Teacher Fund/Grants      | 1,000.00       | 0.00      | 0.00          | 0.00        | 1,000.00     |
| 5185                |                         |             | Technology               | 0.00           | 0.00      | 0.00          | 0.00        | 0.00         |
| 5190                |                         |             | Transcripts              | 1,254.01       | 220.00    | 0.00          | 0.00        | 1,474.01     |
|                     | E                       |             | Totals:                  | 34,617.70      | 1,952.00  | 13,555.42     | 0.00        | 23,014.28    |

## Current Cash Balance

Sorted by Site ID, Group ID, Activity ID  
From 06/01/2012 to 06/30/2012.

| Site ID  | Site Name        |                                   | Beginning Cash | Receipts  | Disbursements | Adjustments | Cash Balance |
|----------|------------------|-----------------------------------|----------------|-----------|---------------|-------------|--------------|
| Group ID | Group Name       | Activity ID Activity Name         |                |           |               |             |              |
| Q        | STUDENT FEE FUND |                                   |                |           |               |             |              |
|          | 7160             | Participation Fees - Athletics    | 36,190.00      | 0.00      | 0.00          | 0.00        | 36,190.00    |
|          | 7170             | Participation Fees - Clubs & Orgs | 0.00           | 9,676.70  | 0.00          | -9,676.70   | 0.00         |
|          | 7190             | Field Trips                       | 797.27         | 0.00      | 166.56        | 0.00        | 630.71       |
|          |                  | Q Totals:                         | 36,987.27      | 9,676.70  | 166.56        | -9,676.70   | 36,820.71    |
| R        | AP/IB EXAMS      |                                   |                |           |               |             |              |
|          | 8010             | AP Exams                          | 10,484.72      | 5,424.00  | 646.00        | 0.00        | 15,262.72    |
|          |                  | R Totals:                         | 10,484.72      | 5,424.00  | 646.00        | 0.00        | 15,262.72    |
| S        | ATHLETIC         |                                   |                |           |               |             |              |
|          | 9010             | Gate Receipts                     | 100,280.60     | 0.00      | 0.00          | 0.00        | 100,280.60   |
|          | 9020             | Cash Reserve                      | 354,033.97     | 0.00      | 0.00          | 0.00        | 354,033.97   |
|          | 9030             | Concessions                       | 19,258.12      | 0.00      | 35.93         | 0.00        | 19,222.19    |
|          | 9040             | Tickets                           | 14,580.00      | 0.00      | 0.00          | 0.00        | 14,580.00    |
|          | 9050             | Athletic-General                  | -14,681.32     | 0.00      | 2,490.04      | 0.00        | -17,171.36   |
|          | 9060             | Athletic Director                 | -841.35        | 0.00      | 0.00          | 0.00        | -841.35      |
|          | 9070             | Miscellaneous Receipts            | 17,950.65      | 300.33    | 0.00          | 0.00        | 18,250.98    |
|          | 9080             | Fundraising-Athletic              | -936.00        | 0.00      | 0.00          | 0.00        | -936.00      |
|          | 9090             | Strength & Conditioning           | -3,369.04      | 0.00      | 2,827.10      | 0.00        | -6,196.14    |
|          | 9100             | Athletic Training                 | -7,428.68      | 0.00      | 0.00          | 0.00        | -7,428.68    |
|          | 9110             | Activities                        | -4,678.04      | 0.00      | 180.75        | 0.00        | -4,858.79    |
|          | 9120             | Booster Contributions-Girls       | 27,500.00      | 0.00      | 0.00          | 0.00        | 27,500.00    |
|          | 9130             | Booster Contributions-Boys        | 27,500.00      | 0.00      | 0.00          | 0.00        | 27,500.00    |
|          | 9140             | Metro Tournament                  | 0.00           | 0.00      | 0.00          | 0.00        | 0.00         |
|          |                  | S Totals:                         | 529,168.91     | 300.33    | 5,533.82      | 0.00        | 523,935.42   |
|          |                  | SHS Totals:                       | 671,489.87     | 77,128.67 | 79,297.59     | 0.00        | 669,320.95   |

## Current Cash Balance

Sorted by Site ID, Group ID, Activity ID.  
From 06/01/2012 to 06/30/2012.

| Site ID | Site Name                | Group ID | Group Name                               | Activity ID | Activity Name | Beginning Cash | Receipts  | Disbursements | Adjustments | Cash Balance |
|---------|--------------------------|----------|--|-------------|---------------|----------------|-----------|---------------|-------------|--------------|
| WHS     | Millard West High School |          |  |             |               |                |           |               |             |              |
| A       | ACTIVITY GENERAL         |          |  |             |               |                |           |               |             |              |
|         | 1010                     |          | General Admin                            |             |               | 13,225.19      | 2,054.29  | 2,566.44      | 0.00        | 12,713.04    |
|         | 1025                     |          | Savings                                  |             |               | -430,834.68    | 0.00      | 141.65        | 0.00        | -430,976.33  |
|         | 1030                     |          | Staff Vending                            |             |               | -836.67        | 0.00      | 157.34        | 0.00        | -994.01      |
|         | 1035                     |          | Student Vending                          |             |               | 38,089.27      | 23,561.56 | 0.00          | -57,219.16  | 4,431.67     |
|         | 1040                     |          | Donations                                |             |               | 2,357.33       | 315.00    | 0.00          | 0.00        | 2,672.33     |
|         | 1050                     |          | Projects/Support                         |             |               | 5,357.15       | 0.00      | 651.70        | 0.00        | 4,705.45     |
|         | 1070                     |          | Start Up Cash                            |             |               | -4,890.16      | 0.00      | 0.00          | 0.00        | -4,890.16    |
|         | 1090                     |          | Other Revenue                            |             |               | 17,254.27      | 141.65    | 91.86         | 0.00        | 17,304.06    |
|         | 1110                     |          | Extracurr Transportation                 |             |               | 147.50         | 0.00      | 0.00          | 0.00        | 147.50       |
|         | 1130                     |          | Building Maintenance                     |             |               | 338.44         | 0.00      | 49.73         | 0.00        | 288.71       |
|         |                          | A        | Totals:                                  |             |               | -359,792.36    | 26,072.50 | 3,658.72      | -57,219.16  | -394,597.74  |
| B       | Athletics-Girls          |          |  |             |               |                |           |               |             |              |
|         | 2051                     |          | Awards - Girls Basketball                |             |               | -39.50         | 0.00      | 0.00          | 39.50       | 0.00         |
|         | 2052                     |          | Camps - Girls Basketball                 |             |               | 7,414.56       | 4,035.00  | 2,246.85      | 0.00        | 9,202.71     |
|         | 2053                     |          | Entry Fees - Girls Basketball            |             |               | -256.00        | 0.00      | 0.00          | 256.00      | 0.00         |
|         | 2054                     |          | Equipment - Girls Basketball             |             |               | -1,836.85      | 0.00      | 710.00        | 6,091.15    | 3,544.30     |
|         | 2055                     |          | Lodging - Girls Basketball               |             |               | 0.00           | 0.00      | 0.00          | 0.00        | 0.00         |
|         | 2056                     |          | Meals - Girls Basketball                 |             |               | -267.82        | 0.00      | 0.00          | 267.82      | 0.00         |
|         | 2057                     |          | Officials - Girls Basketball             |             |               | -5,150.00      | 0.00      | 0.00          | 5,150.00    | 0.00         |
|         | 2058                     |          | Prof. Development - Girls Basketball     |             |               | -268.00        | 0.00      | 0.00          | 268.00      | 0.00         |
|         | 2059                     |          | Scouting - Girls Basketball              |             |               | 0.00           | 0.00      | 0.00          | 0.00        | 0.00         |
|         | 2060                     |          | Security - Girls Basketball              |             |               | -487.50        | 0.00      | 0.00          | 487.50      | 0.00         |
|         | 2061                     |          | Transportation - Girls Basketball        |             |               | -3,468.24      | 0.00      | 0.00          | 3,468.24    | 0.00         |
|         | 2062                     |          | Uniforms/Apparel - Girls Basketball      |             |               | 0.00           | 0.00      | 0.00          | 0.00        | 0.00         |
|         | 2063                     |          | Misc. Expenditures - Girls Basketball    |             |               | 0.00           | 0.00      | 0.00          | 0.00        | 0.00         |
|         | 2101                     |          | Awards - Girls Cross Country             |             |               | -656.53        | 0.00      | 0.00          | 656.53      | 0.00         |
|         | 2102                     |          | Camps - Girls Cross Country              |             |               | 3,266.20       | 340.00    | 178.64        | 0.00        | 3,427.56     |
|         | 2103                     |          | Entry Fees - Girls Cross Country         |             |               | -277.75        | 0.00      | 0.00          | 277.75      | 0.00         |
|         | 2104                     |          | Equipment - Girls Cross Country          |             |               | 413.92         | 0.00      | 0.00          | 637.50      | 1,051.42     |
|         | 2105                     |          | Lodging - Girls Cross Country            |             |               | 0.00           | 0.00      | 0.00          | 0.00        | 0.00         |
|         | 2106                     |          | Meals - Girls Cross Country              |             |               | -464.59        | 0.00      | 0.00          | 464.59      | 0.00         |
|         | 2107                     |          | Officials - Girls Cross Country          |             |               | -162.50        | 0.00      | 0.00          | 162.50      | 0.00         |
|         | 2108                     |          | Prof. Development - Girls Cross Country  |             |               | 0.00           | 0.00      | 0.00          | 0.00        | 0.00         |
|         | 2109                     |          | Scouting - Girls Cross Country           |             |               | 0.00           | 0.00      | 0.00          | 0.00        | 0.00         |
|         | 2110                     |          | Security - Girls Cross Country           |             |               | -75.00         | 0.00      | 0.00          | 75.00       | 0.00         |
|         | 2111                     |          | Transportation - Girls Cross Country     |             |               | -2,799.50      | 0.00      | 0.00          | 2,799.50    | 0.00         |
|         | 2112                     |          | Uniforms/Apparel - Girls Cross Country   |             |               | -1,577.99      | 0.00      | 0.00          | 1,577.99    | 0.00         |
|         | 2113                     |          | Misc. Expenditures - Girls Cross Country |             |               | -250.00        | 0.00      | 0.00          | 250.00      | 0.00         |
|         | 2151                     |          | Awards - Girls Golf                      |             |               | 0.00           | 0.00      | 0.00          | 0.00        | 0.00         |
|         | 2152                     |          | Camps - Girls Golf                       |             |               | 0.00           | 0.00      | 0.00          | 0.00        | 0.00         |
|         | 2153                     |          | Entry Fees - Girls Golf                  |             |               | -855.00        | 0.00      | 0.00          | 855.00      | 0.00         |
|         | 2154                     |          | Equipment - Girls Golf                   |             |               | -94.40         | 0.00      | 385.20        | 479.60      | 0.00         |
|         | 2155                     |          | Lodging - Girls Golf                     |             |               | -638.00        | 0.00      | 0.00          | 638.00      | 0.00         |

## Current Cash Balance

Sorted by Site ID, Group ID, Activity ID.  
From 06/01/2012 to 06/30/2012.

| Site ID<br>Group ID | Site Name<br>Group Name<br>Activity ID | Activity Name                       | Beginning Cash | Receipts | Disbursements | Adjustments | Cash Balance |
|---------------------|--|-------------------------------------|----------------|----------|---------------|-------------|--------------|
| 2156                |  | Meals - Girls Golf                  | -134.76        | 0.00     | 0.00          | 134.76      | 0.00         |
| 2157                |  | Officials - Girls Golf              | 0.00           | 0.00     | 0.00          | 0.00        | 0.00         |
| 2158                |  | Prof. Development - Girls Golf      | -235.00        | 900.00   | 919.79        | 254.79      | 0.00         |
| 2159                |  | Scouting - Girls Golf               | 0.00           | 0.00     | 0.00          | 0.00        | 0.00         |
| 2160                |  | Security - Girls Golf               | 0.00           | 0.00     | 0.00          | 0.00        | 0.00         |
| 2161                |  | Transportation - Girls Golf         | -1,948.31      | 0.00     | 0.00          | 1,948.31    | 0.00         |
| 2162                |  | Uniforms/Apparel - Girls Golf       | -0.20          | 525.00   | 452.86        | 0.00        | 71.94        |
| 2163                |  | Misc. Expenditures - Girls Golf     | -1,600.00      | 0.00     | 0.00          | 1,600.00    | 0.00         |
| 2201                |  | Awards - Girls Soccer               | -7.50          | 0.00     | 0.00          | 7.50        | 0.00         |
| 2202                |  | Camps - Girls Soccer                | 3,849.83       | 66.80    | 0.00          | 0.00        | 3,916.63     |
| 2203                |  | Entry Fees - Girls Soccer           | -220.00        | 0.00     | 0.00          | 220.00      | 0.00         |
| 2204                |  | Equipment - Girls Soccer            | -585.57        | 0.00     | 0.00          | 585.57      | 0.00         |
| 2205                |  | Lodging - Girls Soccer              | 0.00           | 0.00     | 0.00          | 0.00        | 0.00         |
| 2206                |  | Meals - Girls Soccer                | 0.00           | 0.00     | 0.00          | 0.00        | 0.00         |
| 2207                |  | Officials - Girls Soccer            | -1,761.00      | 0.00     | 0.00          | 1,761.00    | 0.00         |
| 2208                |  | Prof. Development - Girls Soccer    | 0.00           | 0.00     | 0.00          | 0.00        | 0.00         |
| 2209                |  | Scouting - Girls Soccer             | 0.00           | 0.00     | 0.00          | 0.00        | 0.00         |
| 2210                |  | Security - Girls Soccer             | 0.00           | 0.00     | 0.00          | 0.00        | 0.00         |
| 2211                |  | Transportation - Girls Soccer       | -1,592.83      | 0.00     | 179.68        | 1,772.51    | 0.00         |
| 2212                |  | Uniforms/Apparel - Girls Soccer     | -2,858.00      | 0.00     | 0.00          | 2,858.00    | 0.00         |
| 2213                |  | Misc. Expenditures - Girls Soccer   | 0.00           | 0.00     | 0.00          | 0.00        | 0.00         |
| 2251                |  | Awards - Girls Swimming             | -347.05        | 0.00     | 55.68         | 402.73      | 0.00         |
| 2252                |  | Camps - Girls Swimming              | 1,915.11       | 1,707.00 | 394.39        | 0.00        | 3,227.72     |
| 2253                |  | Entry Fees - Girls Swimming         | -350.00        | 0.00     | 0.00          | 350.00      | 0.00         |
| 2254                |  | Equipment - Girls Swimming          | -2,811.15      | 0.00     | 0.00          | 3,582.15    | 771.00       |
| 2255                |  | Lodging - Girls Swimming            | 0.00           | 0.00     | 0.00          | 0.00        | 0.00         |
| 2256                |  | Meals - Girls Swimming              | -135.00        | 0.00     | 0.00          | 135.00      | 0.00         |
| 2257                |  | Officials - Girls Swimming          | -275.00        | 0.00     | 0.00          | 275.00      | 0.00         |
| 2258                |  | Prof. Development - Girls Swimming  | 0.00           | 0.00     | 0.00          | 0.00        | 0.00         |
| 2259                |  | Scouting - Girls Swimming           | 0.00           | 0.00     | 0.00          | 0.00        | 0.00         |
| 2260                |  | Security - Girls Swimming           | 0.00           | 0.00     | 0.00          | 0.00        | 0.00         |
| 2261                |  | Transportation - Girls Swimming     | -902.91        | 0.00     | 0.00          | 902.91      | 0.00         |
| 2262                |  | Uniforms/Apparel - Girls Swimming   | 0.00           | 0.00     | 0.00          | 0.00        | 0.00         |
| 2263                |  | Misc. Expenditures - Girls Swimming | 0.00           | 0.00     | 0.00          | 0.00        | 0.00         |
| 2301                |  | Awards - Girls Tennis               | -192.10        | 0.00     | 0.00          | 192.10      | 0.00         |
| 2302                |  | Camps - Girls Tennis                | 1,219.39       | 1,852.50 | 384.16        | 0.00        | 2,687.73     |
| 2303                |  | Entry Fees - Girls Tennis           | 460.00         | 180.00   | 0.00          | -640.00     | 0.00         |
| 2304                |  | Equipment - Girls Tennis            | -596.94        | 0.00     | 0.00          | 596.94      | 0.00         |
| 2305                |  | Lodging - Girls Tennis              | 0.00           | 0.00     | 0.00          | 0.00        | 0.00         |
| 2306                |  | Meals - Girls Tennis                | -133.35        | 0.00     | 0.00          | 133.35      | 0.00         |
| 2307                |  | Officials - Girls Tennis            | 0.00           | 0.00     | 0.00          | 0.00        | 0.00         |
| 2308                |  | Prof. Development - Girls Tennis    | -190.00        | 0.00     | 0.00          | 190.00      | 0.00         |
| 2309                |  | Scouting - Girls Tennis             | 0.00           | 0.00     | 0.00          | 0.00        | 0.00         |
| 2310                |  | Security - Girls Tennis             | 0.00           | 0.00     | 0.00          | 0.00        | 0.00         |
| 2311                |  | Transportation - Girls Tennis       | 0.00           | 0.00     | 0.00          | 0.00        | 0.00         |
| 2312                |  | Uniforms/Apparel - Girls Tennis     | 0.00           | 0.00     | 0.00          | 0.00        | 0.00         |

## Current Cash Balance

Sorted by Site ID, Group ID, Activity ID.  
From 06/01/2012 to 06/30/2012.

| Site ID<br>Group ID | Site Name<br>Group Name<br>Activity ID | Activity Name                         | Beginning Cash    | Receipts         | Disbursements   | Adjustments      | Cash Balance     |
|---------------------|--|---------------------------------------|-------------------|------------------|-----------------|------------------|------------------|
| 2313                |  | Misc. Expenditures - Girls Tennis     | 0.00              | 0.00             | 0.00            | 0.00             | 0.00             |
| 2351                |  | Awards - Girls Track                  | -526.50           | 0.00             | 11.38           | 950.28           | 412.40           |
| 2352                |  | Camps - Girls Track                   | 494.67            | 0.00             | 85.51           | 0.00             | 409.16           |
| 2353                |  | Entry Fees - Girls Track              | 572.50            | 0.00             | 0.00            | -572.50          | 0.00             |
| 2354                |  | Equipment - Girls Track               | -2,366.37         | 0.00             | 697.78          | 3,419.24         | 355.09           |
| 2355                |  | Lodging - Girls Track                 | 0.00              | 0.00             | 0.00            | 0.00             | 0.00             |
| 2356                |  | Meals - Girls Track                   | -806.95           | 0.00             | 0.00            | 806.95           | 0.00             |
| 2357                |  | Officials - Girls Track               | -900.00           | 0.00             | 40.37           | 900.00           | -40.37           |
| 2358                |  | Prof. Development - Girls Track       | -156.48           | 0.00             | 40.00           | 196.48           | 0.00             |
| 2359                |  | Scouting - Girls Track                | 0.00              | 0.00             | 0.00            | 0.00             | 0.00             |
| 2360                |  | Security - Girls Track                | 0.00              | 0.00             | 0.00            | 0.00             | 0.00             |
| 2361                |  | Transportation - Girls Track          | -2,244.00         | 0.00             | 0.00            | 2,244.00         | 0.00             |
| 2362                |  | Uniforms/Apparel - Girls Track        | -2,595.72         | 0.00             | 0.00            | 2,595.72         | 0.00             |
| 2363                |  | Misc. Expenditures - Girls Track      | 0.00              | 0.00             | 0.00            | 0.00             | 0.00             |
| 2401                |  | Awards - Girls Volleyball             | 0.00              | 0.00             | 0.00            | 0.00             | 0.00             |
| 2402                |  | Camps - Girls Volleyball              | 8,894.57          | 1,490.00         | 216.02          | 0.00             | 10,168.55        |
| 2403                |  | Entry Fees - Girls Volleyball         | -185.00           | 0.00             | 0.00            | 185.00           | 0.00             |
| 2404                |  | Equipment - Girls Volleyball          | 92.60             | 0.00             | 0.00            | 2,490.90         | 2,583.50         |
| 2405                |  | Lodging - Girls Volleyball            | -1,071.00         | 0.00             | 0.00            | 1,071.00         | 0.00             |
| 2406                |  | Meals - Girls Volleyball              | -665.02           | 0.00             | 0.00            | 665.02           | 0.00             |
| 2407                |  | Officials - Girls Volleyball          | -2,460.00         | 0.00             | 0.00            | 2,460.00         | 0.00             |
| 2408                |  | Prof. Development - Girls Volleyball  | 0.00              | 0.00             | 0.00            | 0.00             | 0.00             |
| 2409                |  | Scouting - Girls Volleyball           | 0.00              | 0.00             | 0.00            | 0.00             | 0.00             |
| 2410                |  | Security - Girls Volleyball           | 0.00              | 0.00             | 0.00            | 0.00             | 0.00             |
| 2411                |  | Transportation - Girls Volleyball     | -6,769.50         | 0.00             | 0.00            | 6,769.50         | 0.00             |
| 2412                |  | Uniforms/Apparel - Girls Volleyball   | -1,491.75         | 0.00             | 0.00            | 1,491.75         | 0.00             |
| 2413                |  | Misc. Expenditures - Girls Volleyball | -109.00           | 0.00             | 0.00            | 109.00           | 0.00             |
| 2451                |  | Awards - Girls Softball               | -44.15            | 0.00             | 0.00            | 44.15            | 0.00             |
| 2452                |  | Camps - Girls Softball                | 5,444.80          | 0.00             | 0.00            | 0.00             | 5,444.80         |
| 2454                |  | Equipment - Girls Softball            | 500.55            | 0.00             | 0.00            | -500.55          | 0.00             |
| 2455                |  | Lodging - Girls Softball              | -809.55           | 0.00             | 0.00            | 809.55           | 0.00             |
| 2456                |  | Meals - Girls Softball                | -590.14           | 0.00             | 0.00            | 590.14           | 0.00             |
| 2457                |  | Officials - Girls Softball            | -1,859.00         | 0.00             | 0.00            | 1,859.00         | 0.00             |
| 2458                |  | Prof. Development - Girls Softball    | 0.00              | 0.00             | 0.00            | 0.00             | 0.00             |
| 2459                |  | Scouting - Girls Softball             | 0.00              | 0.00             | 0.00            | 0.00             | 0.00             |
| 2460                |  | Security - Girls Softball             | 0.00              | 0.00             | 0.00            | 0.00             | 0.00             |
| 2461                |  | Transportation - Girls Softball       | -2,104.60         | 0.00             | 0.00            | 2,104.60         | 0.00             |
| 2462                |  | Uniforms/Apparel - Girls Softball     | 0.00              | 0.00             | 0.00            | 0.00             | 0.00             |
| 2463                |  | Misc. Expenditures - Girls Softball   | -55.00            | 0.00             | 0.00            | 55.00            | 0.00             |
|                     | <b>B</b>                               | <b>Totals:</b>                        | <b>-29,772.87</b> | <b>11,096.30</b> | <b>6,998.31</b> | <b>72,909.02</b> | <b>47,234.14</b> |

## Current Cash Balance

Sorted by Site ID, Group ID, Activity ID.  
From 06/01/2012 to 06/30/2012

| Site ID<br>Group ID | Site Name<br>Group Name<br>Activity ID Activity Name | Beginning Cash | Receipts | Disbursements | Adjustments | Cash Balance |
|---------------------|--|----------------|----------|---------------|-------------|--------------|
| C                   | Athletics-Boys                                       |                |          |               |             |              |
| 3051                | Awards - Boys Basketball                             | -30.00         | 0.00     | 0.00          | 30.00       | 0.00         |
| 3052                | Camps - Boys Basketball                              | 11,341.12      | 6,990.00 | 6,169.84      | 0.00        | 12,161.28    |
| 3053                | Entry Fees - Boys Basketball                         | -651.00        | 0.00     | 0.00          | 651.00      | 0.00         |
| 3054                | Equipment - Boys Basketball                          | -5,464.22      | 0.00     | 0.00          | 5,464.22    | 0.00         |
| 3055                | Lodging - Boys Basketball                            | 0.00           | 0.00     | 0.00          | 0.00        | 0.00         |
| 3056                | Meals - Boys Basketball                              | -302.82        | 0.00     | 0.00          | 302.82      | 0.00         |
| 3057                | Officials - Boys Basketball                          | -5,232.09      | 0.00     | 42.00         | 5,232.09    | -42.00       |
| 3058                | Prof. Development - Boys Basketball                  | -116.00        | 0.00     | 0.00          | 116.00      | 0.00         |
| 3059                | Scouting - Boys Basketball                           | 0.00           | 0.00     | 0.00          | 0.00        | 0.00         |
| 3060                | Security - Boys Basketball                           | -412.50        | 0.00     | 0.00          | 412.50      | 0.00         |
| 3061                | Transportation - Boys Basketball                     | -5,429.18      | 0.00     | 0.00          | 5,429.18    | 0.00         |
| 3062                | Uniforms/Apparel - Boys Basketball                   | 0.00           | 0.00     | 0.00          | 0.00        | 0.00         |
| 3063                | Misc. Expenditures - Boys Basketball                 | 0.00           | 0.00     | 0.00          | 0.00        | 0.00         |
| 3101                | Awards - Boys Cross Country                          | -148.15        | 0.00     | 0.00          | 148.15      | 0.00         |
| 3102                | Camps - Boys Cross Country                           | 3,931.76       | 340.00   | 128.64        | 0.00        | 4,143.12     |
| 3103                | Entry Fees - Boys Cross Country                      | -112.75        | 0.00     | 0.00          | 112.75      | 0.00         |
| 3104                | Equipment - Boys Cross Country                       | 413.91         | 0.00     | 0.00          | 0.00        | 413.91       |
| 3105                | Lodging - Boys Cross Country                         | 0.00           | 0.00     | 0.00          | 0.00        | 0.00         |
| 3106                | Meals - Boys Cross Country                           | -217.10        | 0.00     | 0.00          | 217.10      | 0.00         |
| 3107                | Officials - Boys Cross Country                       | -162.50        | 0.00     | 0.00          | 162.50      | 0.00         |
| 3108                | Prof. Development - Boys Cross Country               | 0.00           | 0.00     | 0.00          | 0.00        | 0.00         |
| 3109                | Scouting - Boys Cross Country                        | 0.00           | 0.00     | 0.00          | 0.00        | 0.00         |
| 3110                | Security - Boys Cross Country                        | -75.00         | 0.00     | 0.00          | 75.00       | 0.00         |
| 3111                | Transportation - Boys Cross Country                  | -2,799.50      | 0.00     | 0.00          | 2,799.50    | 0.00         |
| 3112                | Uniforms/Apparel - Boys Cross Country                | -1,577.99      | 0.00     | 0.00          | 1,577.99    | 0.00         |
| 3113                | Misc. Expenditures - Boys Cross Country              | -250.00        | 0.00     | 0.00          | 250.00      | 0.00         |
| 3151                | Awards - Boys Golf                                   | -25.55         | 0.00     | 0.00          | 25.55       | 0.00         |
| 3152                | Camps - Boys Golf                                    | 1,271.18       | 0.00     | 0.00          | 0.00        | 1,271.18     |
| 3153                | Entry Fees - Boys Golf                               | -3,138.00      | 0.00     | 0.00          | 3,138.00    | 0.00         |
| 3154                | Equipment - Boys Golf                                | -102.83        | 0.00     | 0.00          | 102.83      | 0.00         |
| 3155                | Lodging - Boys Golf                                  | 0.00           | 0.00     | 0.00          | 0.00        | 0.00         |
| 3156                | Meals - Boys Golf                                    | 0.00           | 0.00     | 25.80         | 25.80       | 0.00         |
| 3157                | Officials - Boys Golf                                | 0.00           | 0.00     | 0.00          | 0.00        | 0.00         |
| 3158                | Prof. Development - Boys Golf                        | 0.00           | 0.00     | 0.00          | 0.00        | 0.00         |
| 3159                | Scouting - Boys Golf                                 | 0.00           | 0.00     | 0.00          | 0.00        | 0.00         |
| 3160                | Security - Boys Golf                                 | 0.00           | 0.00     | 0.00          | 0.00        | 0.00         |
| 3161                | Transportation - Boys Golf                           | -321.68        | 0.00     | 273.68        | 595.36      | 0.00         |
| 3162                | Uniforms/Apparel - Boys Golf                         | -1,178.58      | 1,170.50 | 1,095.22      | 1,103.30    | 0.00         |
| 3163                | Misc. Expenditures - Boys Golf                       | 0.00           | 0.00     | 0.00          | 0.00        | 0.00         |
| 3201                | Awards - Boys Soccer                                 | -55.15         | 0.00     | 0.00          | 55.15       | 0.00         |
| 3202                | Camps - Boys Soccer                                  | 3,380.01       | 3,312.50 | 2,867.75      | 0.00        | 3,824.76     |
| 3203                | Entry Fees - Boys Soccer                             | -545.00        | 0.00     | 0.00          | 545.00      | 0.00         |
| 3204                | Equipment - Boys Soccer                              | -547.57        | 0.00     | 0.00          | 547.57      | 0.00         |
| 3205                | Lodging - Boys Soccer                                | 0.00           | 0.00     | 0.00          | 0.00        | 0.00         |
| 3206                | Meals - Boys Soccer                                  | -193.84        | 0.00     | 0.00          | 193.84      | 0.00         |

## Current Cash Balance

Sorted by Site ID, Group ID, Activity ID.  
From 06/01/2012 to 06/30/2012.

| Site ID<br>Group ID | Site Name<br>Group Name | Activity ID | Activity Name                      | Beginning Cash | Receipts | Disbursements | Adjustments | Cash Balance |
|---------------------|-------------------------|-------------|------------------------------------|----------------|----------|---------------|-------------|--------------|
| 3207                |                         |             | Officials - Boys Soccer            | -1,578.00      | 0.00     | 0.00          | 1,578.00    | 0.00         |
| 3208                |                         |             | Prof. Development - Boys Soccer    | -325.00        | 0.00     | 0.00          | 325.00      | 0.00         |
| 3209                |                         |             | Scouting - Boys Soccer             | 0.00           | 0.00     | 0.00          | 0.00        | 0.00         |
| 3210                |                         |             | Security - Boys Soccer             | 0.00           | 0.00     | 0.00          | 0.00        | 0.00         |
| 3211                |                         |             | Transportation - Boys Soccer       | -627.32        | 0.00     | 68.28         | 695.60      | 0.00         |
| 3212                |                         |             | Uniforms/Apparel - Boys Soccer     | -744.00        | 0.00     | 0.00          | 744.00      | 0.00         |
| 3213                |                         |             | Misc. Expenditures - Boys Soccer   | 0.00           | 0.00     | 0.00          | 0.00        | 0.00         |
| 3251                |                         |             | Awards - Boys Swimming             | -12.00         | 0.00     | 0.00          | 12.00       | 0.00         |
| 3252                |                         |             | Camps - Boys Swimming              | 4,998.55       | 1,707.00 | 394.40        | 0.00        | 6,311.15     |
| 3253                |                         |             | Entry Fees - Boys Swimming         | -350.00        | 0.00     | 0.00          | 350.00      | 0.00         |
| 3254                |                         |             | Equipment - Boys Swimming          | -2,811.16      | 0.00     | 0.00          | 2,811.16    | 0.00         |
| 3255                |                         |             | Lodging - Boys Swimming            | 0.00           | 0.00     | 0.00          | 0.00        | 0.00         |
| 3256                |                         |             | Meals - Boys Swimming              | -135.00        | 0.00     | 0.00          | 135.00      | 0.00         |
| 3257                |                         |             | Officials - Boys Swimming          | -275.00        | 0.00     | 0.00          | 275.00      | 0.00         |
| 3258                |                         |             | Prof. Development - Boys Swimming  | 0.00           | 0.00     | 0.00          | 0.00        | 0.00         |
| 3259                |                         |             | Scouting - Boys Swimming           | 0.00           | 0.00     | 0.00          | 0.00        | 0.00         |
| 3260                |                         |             | Security - Boys Swimming           | 0.00           | 0.00     | 0.00          | 0.00        | 0.00         |
| 3261                |                         |             | Transportation - Boys Swimming     | -902.91        | 0.00     | 0.00          | 902.91      | 0.00         |
| 3262                |                         |             | Uniforms/Apparels - Boys Swimming  | 0.00           | 0.00     | 0.00          | 0.00        | 0.00         |
| 3263                |                         |             | Misc. Expenditures - Boys Swimming | 0.00           | 0.00     | 0.00          | 0.00        | 0.00         |
| 3301                |                         |             | Awards - Boys Tennis               | -91.70         | 0.00     | 0.00          | 91.70       | 0.00         |
| 3302                |                         |             | Camps - Boys Tennis                | -171.02        | 1,852.50 | 337.39        | 0.00        | 1,344.09     |
| 3303                |                         |             | Entry Fees - Boys Tennis           | 690.00         | 0.00     | 0.00          | -690.00     | 0.00         |
| 3304                |                         |             | Equipment - Boys Tennis            | -523.39        | 0.00     | 0.00          | 523.39      | 0.00         |
| 3305                |                         |             | Lodging - Boys Tennis              | 0.00           | 0.00     | 0.00          | 0.00        | 0.00         |
| 3306                |                         |             | Meals - Boys Tennis                | -144.19        | 0.00     | 0.00          | 144.19      | 0.00         |
| 3307                |                         |             | Officials - Boys Tennis            | 0.00           | 0.00     | 0.00          | 0.00        | 0.00         |
| 3308                |                         |             | Prof. Development - Boys Tennis    | 0.00           | 0.00     | 0.00          | 0.00        | 0.00         |
| 3309                |                         |             | Scouting - Boys Tennis             | 0.00           | 0.00     | 0.00          | 0.00        | 0.00         |
| 3310                |                         |             | Security - Boys Tennis             | 0.00           | 0.00     | 0.00          | 0.00        | 0.00         |
| 3311                |                         |             | Transportation - Boys Tennis       | -538.25        | 0.00     | 0.00          | 538.25      | 0.00         |
| 3312                |                         |             | Uniforms/Apparel - Boys Tennis     | 0.00           | 0.00     | 0.00          | 0.00        | 0.00         |
| 3313                |                         |             | Misc. Expenditures - Boys Tennis   | -275.00        | 0.00     | 0.00          | 275.00      | 0.00         |
| 3351                |                         |             | Awards - Boys Track                | -317.50        | 0.00     | 26.93         | 344.43      | 0.00         |
| 3352                |                         |             | Camps - Boys Track                 | 1,614.64       | 0.00     | 203.90        | 0.00        | 1,410.74     |
| 3354                |                         |             | Equipment - Boys Track             | -2,463.45      | 0.00     | 697.79        | 3,516.33    | 355.09       |
| 3355                |                         |             | Lodging - Boys Track               | 0.00           | 0.00     | 0.00          | 0.00        | 0.00         |
| 3356                |                         |             | Meals - Boys Track                 | -400.17        | 0.00     | 85.00         | 485.17      | 0.00         |
| 3357                |                         |             | Officials - Boys Track             | -850.00        | 0.00     | 40.37         | 850.00      | -40.37       |
| 3358                |                         |             | Prof. Development - Boys Track     | -400.47        | 0.00     | 0.00          | 400.47      | 0.00         |
| 3359                |                         |             | Scouting - Boys Track              | 0.00           | 0.00     | 0.00          | 0.00        | 0.00         |
| 3360                |                         |             | Security - Boys Track              | 0.00           | 0.00     | 0.00          | 0.00        | 0.00         |
| 3361                |                         |             | Transportation - Boys Track        | -3,506.08      | 0.00     | 0.00          | 3,506.08    | 0.00         |
| 3362                |                         |             | Uniforms/Apparel - Boys Track      | -1,179.43      | 0.00     | 0.00          | 2,135.83    | 956.40       |
| 3363                |                         |             | Misc. Expenditures - Boys Track    | -55.00         | 0.00     | 0.00          | 55.00       | 0.00         |
| 3451                |                         |             | Awards - Boys Baseball             | -80.30         | 0.00     | 0.00          | 80.30       | 0.00         |

## Current Cash Balance

Sorted by Site ID, Group ID, Activity ID.  
From 06/01/2012 to 06/30/2012.

| Site ID<br>Group ID | Site Name<br>Group Name | Activity ID | Activity Name                       | Beginning Cash | Receipts  | Disbursements | Adjustments | Cash Balance |
|---------------------|-------------------------|-------------|-------------------------------------|----------------|-----------|---------------|-------------|--------------|
| 3452                |                         |             | Camps - Boys Baseball               | 12,140.72      | 0.00      | 1,483.38      | 0.00        | 10,657.34    |
| 3453                |                         |             | Entry Fees - Boys Baseball          | 1,123.00       | 0.00      | 0.00          | -1,123.00   | 0.00         |
| 3454                |                         |             | Equipment - Boys Baseball           | -10,134.38     | 0.00      | 366.54        | 10,500.92   | 0.00         |
| 3455                |                         |             | Lodging - Boys Baseball             | -50.00         | 0.00      | 0.00          | 50.00       | 0.00         |
| 3456                |                         |             | Meals - Boys Baseball               | 0.00           | 0.00      | 0.00          | 0.00        | 0.00         |
| 3457                |                         |             | Officials - Boys Baseball           | -5,465.00      | 0.00      | 84.00         | 5,465.00    | -84.00       |
| 3458                |                         |             | Prof. Development - Boys Baseball   | -368.55        | 0.00      | 0.00          | 368.55      | 0.00         |
| 3459                |                         |             | Scouting - Boys Baseball            | 0.00           | 0.00      | 0.00          | 0.00        | 0.00         |
| 3460                |                         |             | Security - Boys Baseball            | 0.00           | 0.00      | 0.00          | 0.00        | 0.00         |
| 3461                |                         |             | Transportation - Boys Baseball      | -4,118.52      | 0.00      | 699.86        | 4,818.38    | 0.00         |
| 3462                |                         |             | Uniforms/Apparel - Boys Baseball    | 0.00           | 0.00      | 0.00          | 0.00        | 0.00         |
| 3463                |                         |             | Misc. Expenditures - Boys Baseball  | -1,797.80      | 0.00      | 0.00          | 1,797.80    | 0.00         |
| 3501                |                         |             | Awards - Boys Football              | -2,850.00      | 0.00      | 0.00          | 2,850.00    | 0.00         |
| 3502                |                         |             | Camps - Boys Football               | 3,233.66       | 2,270.00  | 70.50         | 0.00        | 5,433.16     |
| 3503                |                         |             | Entry Fees - Boys Football          | -55.00         | 0.00      | 0.00          | 55.00       | 0.00         |
| 3504                |                         |             | Equipment - Boys Football           | -18,923.21     | 0.00      | 0.00          | 18,923.21   | 0.00         |
| 3505                |                         |             | Lodging - Boys Football             | 0.00           | 0.00      | 0.00          | 0.00        | 0.00         |
| 3506                |                         |             | Meals - Boys Football               | 0.00           | 0.00      | 0.00          | 0.00        | 0.00         |
| 3507                |                         |             | Officials - Boys Football           | -4,266.00      | 0.00      | 0.00          | 4,266.00    | 0.00         |
| 3508                |                         |             | Prof. Development - Boys Football   | 0.00           | 0.00      | 0.00          | 0.00        | 0.00         |
| 3509                |                         |             | Scouting - Boys Football            | 0.00           | 0.00      | 0.00          | 0.00        | 0.00         |
| 3510                |                         |             | Security - Boys Football            | -1,297.00      | 0.00      | 0.00          | 1,297.00    | 0.00         |
| 3511                |                         |             | Transportation - Boys Football      | -5,080.43      | 0.00      | 0.00          | 5,080.43    | 0.00         |
| 3512                |                         |             | Uniforms/Apparel - Boys Football    | -4,860.93      | 0.00      | 0.00          | 4,860.93    | 0.00         |
| 3513                |                         |             | Misc Expenditures-Boys Football     | -100.00        | 0.00      | 0.00          | 100.00      | 0.00         |
| 3551                |                         |             | Awards - Boys Wrestling             | -332.40        | 0.00      | 0.00          | 332.40      | 0.00         |
| 3552                |                         |             | Camps - Boys Wrestling              | 1,168.57       | 5,171.45  | 1,001.15      | 0.00        | 5,338.87     |
| 3554                |                         |             | Equipment - Boys Wrestling          | -1,162.71      | 0.00      | 0.00          | 1,162.71    | 0.00         |
| 3555                |                         |             | Lodging - Boys Wrestling            | 356.60         | 0.00      | 0.00          | -356.60     | 0.00         |
| 3556                |                         |             | Meals - Boys Wrestling              | -360.00        | 0.00      | 0.00          | 360.00      | 0.00         |
| 3557                |                         |             | Officials - Boys Wrestling          | -2,375.00      | 0.00      | 58.31         | 2,375.00    | -58.31       |
| 3558                |                         |             | Prof. Development - Boys Wrestling  | -30.00         | 0.00      | 0.00          | 30.00       | 0.00         |
| 3559                |                         |             | Scouting - Boys Wrestling           | 0.00           | 0.00      | 0.00          | 0.00        | 0.00         |
| 3560                |                         |             | Security - Boys Wrestling           | 0.00           | 0.00      | 0.00          | 0.00        | 0.00         |
| 3561                |                         |             | Transportation - Boys Wrestling     | -8,078.67      | 0.00      | 0.00          | 8,078.67    | 0.00         |
| 3562                |                         |             | Uniforms/Apparel - Boys Wrestling   | -1,547.46      | 0.00      | 0.00          | 1,547.46    | 0.00         |
| 3563                |                         |             | Misc. Expenditures - Boys Wrestling | -1,431.00      | 0.00      | 0.00          | 1,431.00    | 0.00         |
|                     | C                       |             | Totals:                             | -76,865.68     | 22,813.95 | 16,220.73     | 123,668.87  | 53,396.41    |



## Current Cash Balance

Sorted by Site ID, Group ID, Activity ID.  
From 06/01/2012 to 06/30/2012.

| Site ID     | Site Name               | Beginning Cash | Receipts  | Disbursements | Adjustments | Cash Balance |
|-------------|-------------------------|----------------|-----------|---------------|-------------|--------------|
| Group ID    | Group Name              |                |           |               |             |              |
| Activity ID | Activity Name           |                |           |               |             |              |
| D           | CLUBS AND ORGANIZATIONS |                |           |               |             |              |
| 4010        | 40 Assets               | 33.46          | 0.00      | 0.00          | 0.00        | 33.46        |
| 4030        | Amnesty International   | 27.51          | 0.00      | 0.00          | 0.00        | 27.51        |
| 4040        | Art                     | 4,158.00       | 0.00      | 0.00          | 0.00        | 4,158.00     |
| 4060        | Band                    | 1,669.23       | 11.00     | 446.65        | 0.00        | 1,233.58     |
| 4110        | Cheerleading            | -939.25        | 0.00      | 2,682.00      | 3,608.00    | -13.25       |
| 4115        | Uniforms-Cheer/Dance    | 0.00           | 0.00      | 0.00          | 0.00        | 0.00         |
| 4140        | Choir                   | 5,454.65       | 780.68    | 728.45        | 0.00        | 5,506.88     |
| 4160        | Construction            | 334.77         | 302.94    | 0.00          | 0.00        | 637.71       |
| 4180        | Culinary Competition    | 0.56           | 0.00      | 0.00          | 0.00        | 0.56         |
| 4190        | Dance                   | 78.31          | 0.00      | 0.00          | 0.00        | 78.31        |
| 4200        | Debate Team             | 421.56         | 399.95    | 0.00          | -760.98     | 60.53        |
| 4210        | DECA                    | -7,202.30      | 0.00      | 904.28        | 1,081.92    | -7,024.66    |
| 4220        | Drama Club              | 300.99         | 0.00      | 0.00          | 0.00        | 300.99       |
| 4230        | Environmental Club      | 5,541.94       | 0.00      | 0.00          | 0.00        | 5,541.94     |
| 4250        | FCCLA                   | 8,757.99       | 0.00      | 0.00          | 0.00        | 8,757.99     |
| 4260        | FCS Club                | 31.63          | 0.00      | 0.00          | 0.00        | 31.63        |
| 4290        | Forensics               | 1,234.78       | 2,589.17  | 6,662.50      | 4,600.98    | 1,762.43     |
| 4310        | French Club             | 218.89         | 0.00      | 0.00          | 0.00        | 218.89       |
| 4320        | Future Educators        | 5.94           | 0.00      | 0.00          | 0.00        | 5.94         |
| 4340        | German Club             | 232.26         | 0.00      | 0.00          | 0.00        | 232.26       |
| 4365        | HOSA                    | 926.99         | 0.00      | 0.00          | 0.00        | 926.99       |
| 4390        | Intramurals             | 1,290.82       | 0.00      | 11.50         | 0.00        | 1,279.32     |
| 4395        | Invisible Children-WHS  | 531.84         | 0.00      | 0.00          | 0.00        | 531.84       |
| 4400        | Japanese Club           | 64.44          | 0.00      | 0.00          | 0.00        | 64.44        |
| 4410        | Junior Class            | 11,590.91      | 0.00      | 1,093.35      | 0.00        | 10,497.56    |
| 4420        | Key Club                | 1,158.45       | 0.00      | 50.00         | 0.00        | 1,108.45     |
| 4440        | Leadership Club         | 30.00          | 0.00      | 0.00          | 0.00        | 30.00        |
| 4460        | Literary Magazine       | 114.32         | 177.00    | 0.00          | 0.00        | 291.32       |
| 4470        | Manufacturing           | 15.27          | 0.00      | 0.00          | 0.00        | 15.27        |
| 4480        | Mascot Team             | -303.62        | 0.00      | 0.00          | 0.00        | -303.62      |
| 4490        | M-Club                  | 1,842.15       | 0.00      | 0.00          | 0.00        | 1,842.15     |
| 4500        | Music                   | 561.75         | 0.00      | 0.00          | 0.00        | 561.75       |
| 4510        | National Honor Society  | 6,700.16       | 0.00      | 3,750.00      | 0.00        | 2,950.16     |
| 4520        | Newspaper               | -74.01         | 0.00      | 0.00          | 0.00        | -74.01       |
| 4530        | Orchestra               | -970.80        | 0.00      | 150.00        | 0.00        | -1,120.80    |
| 4540        | Other Clubs             | 0.00           | 0.00      | 0.00          | 0.00        | 0.00         |
| 4570        | Play Production         | 6,939.79       | 388.75    | 349.86        | 0.00        | 6,978.68     |
| 4630        | Science Club            | -58.79         | 0.00      | 0.00          | 0.00        | -58.79       |
| 4640        | Senior Class            | 2,289.67       | 0.00      | 0.00          | 0.00        | 2,289.67     |
| 4645        | Show Choir              | 52,127.91      | 35,955.97 | 56.22         | 8,460.00    | 96,487.66    |
| 4646        | Singsation              | 26,047.11      | 0.00      | 0.00          | 0.00        | 26,047.11    |
| 4650        | Skills USA              | 1,412.76       | 0.00      | 1,014.37      | 0.00        | 398.39       |
| 4660        | Spanish Club            | 1,146.48       | 0.00      | 100.00        | 0.00        | 1,046.48     |
| 4690        | Spirit Shop             | 8,712.40       | 0.00      | 273.00        | 0.00        | 8,439.40     |
| 4700        | STUCO Workshops         | 157.93         | 0.00      | 0.00          | 0.00        | 157.93       |

## Current Cash Balance

Sorted by Site ID, Group ID, Activity ID.  
From 06/01/2012 to 06/30/2012.

| Site ID<br>Group ID | Site Name<br>Group Name           | Activity ID | Activity Name | Beginning Cash | Receipts   | Disbursements | Adjustments | Cash Balance |
|---------------------|-----------------------------------|-------------|---------------|----------------|------------|---------------|-------------|--------------|
| 4710                | Student Council                   |             |               | 9,452.94       | 0.00       | 1,000.00      | 0.00        | 8,452.94     |
| 4770                | Yearbook                          |             |               | 48,050.26      | 420.00     | 28,252.65     | 0.00        | 20,217.61    |
| 4780                | Youth to Youth                    |             |               | 289.25         | 189.58     | 0.00          | 0.00        | 478.83       |
|                     | D                                 | Totals:     |               | 200,407.30     | 41,215.04  | 47,524.83     | 16,989.92   | 211,087.43   |
| E                   | ADMINISTRATIVE CUSTODIAL          |             |               |                |            |               |             |              |
| 5020                | Fines                             |             |               | 3,082.40       | 20.00      | 0.00          | 0.00        | 3,102.40     |
| 5030                | Counseling Center                 |             |               | 1,203.48       | 0.00       | 246.56        | 0.00        | 956.92       |
| 5060                | Hospitality                       |             |               | -325.43        | 0.00       | 0.00          | 0.00        | -325.43      |
| 5070                | Library                           |             |               | 211.55         | 0.00       | 0.00          | 0.00        | 211.55       |
| 5110                | Other Student Activities          |             |               | 0.00           | 0.00       | 0.00          | 0.00        | 0.00         |
| 5120                | P.E.                              |             |               | -2,658.47      | 0.00       | 0.00          | 0.00        | -2,658.47    |
| 5130                | Parking                           |             |               | 13,274.31      | 0.00       | 9,382.71      | 0.00        | 3,891.60     |
| 5185                | Technology                        |             |               | 1,670.91       | 0.00       | 105.92        | 0.00        | 1,564.99     |
| 5205                | Vocational                        |             |               | 80.00          | 0.00       | 0.00          | 0.00        | 80.00        |
|                     | E                                 | Totals:     |               | 16,538.75      | 20.00      | 9,735.19      | 0.00        | 6,823.56     |
| Q                   | STUDENT FEE FUND                  |             |               |                |            |               |             |              |
| 7160                | Participation Fees - Athletics    |             |               | 56,975.00      | 0.00       | 60.00         | -12,300.00  | 44,615.00    |
| 7170                | Participation Fees - Clubs & Orgs |             |               | 1,081.92       | 0.00       | 0.00          | -1,081.92   | 0.00         |
| 7190                | Field Trips                       |             |               | 1,428.80       | 420.00     | 2,754.41      | 0.00        | -905.61      |
| 7900                | Field Trips-Other                 |             |               | 42,499.14      | 45,025.34  | 0.00          | -82,874.48  | 4,650.00     |
|                     | Q                                 | Totals:     |               | 101,984.86     | 45,445.34  | 2,814.41      | -96,256.40  | 48,359.39    |
| R                   | AP/IB EXAMS                       |             |               |                |            |               |             |              |
| 8010                | AP Exams                          |             |               | 42,630.15      | 6,386.00   | 2,057.31      | 0.00        | 46,958.84    |
|                     | R                                 | Totals:     |               | 42,630.15      | 6,386.00   | 2,057.31      | 0.00        | 46,958.84    |
| S                   | ATHLETIC                          |             |               |                |            |               |             |              |
| 9010                | Gate Receipts                     |             |               | 77,111.75      | 218.47     | 45.00         | -137,154.39 | -59,869.17   |
| 9020                | Cash Reserve                      |             |               | 182,756.77     | 0.00       | 0.00          | 0.00        | 182,756.77   |
| 9030                | Concessions                       |             |               | 13,942.12      | 0.00       | 1,492.44      | 0.00        | 12,449.68    |
| 9040                | Tickets                           |             |               | 13,990.00      | 0.00       | 0.00          | 0.00        | 13,990.00    |
| 9050                | Athletic-General                  |             |               | 22,954.46      | 6.00       | 2,104.76      | -5,432.07   | 15,423.63    |
| 9060                | Athletic Director                 |             |               | 6,232.19       | 2,004.84   | 3,428.15      | 0.00        | 4,808.88     |
| 9070                | Miscellaneous Receipts            |             |               | 0.00           | 0.00       | 0.00          | 0.00        | 0.00         |
| 9080                | Fundraising-Athletic              |             |               | 7,843.55       | 6,939.05   | 0.00          | 0.00        | 14,782.60    |
| 9090                | Strength & Conditioning           |             |               | -1,725.25      | 0.00       | 905.80        | 0.00        | -2,631.05    |
| 9100                | Athletic Training                 |             |               | -5,208.63      | 0.00       | 0.00          | 0.00        | -5,208.63    |
| 9110                | Activities                        |             |               | -2,632.24      | 0.00       | 132.99        | 2,765.23    | 0.00         |
| 9120                | Booster Contributions-Girls       |             |               | 117.25         | 0.00       | 0.00          | 0.00        | 117.25       |
| 9130                | Booster Contributions-Boys        |             |               | 117.25         | 0.00       | 0.00          | 0.00        | 117.25       |
|                     | S                                 | Totals:     |               | 315,499.22     | 9,168.36   | 8,109.14      | -139,821.23 | 176,737.21   |
|                     | WHS                               | Totals:     |               | 210,629.37     | 162,217.49 | 97,118.64     | -79,728.98  | 195,999.24   |

# Current Cash Balance Report

80

ALL Data

Arranged by

Date: 06/01/2012 thru 06/30/2012

Group ID and Activity Number

| Activity Number and Name         | Beginning Cash | Receipts  | Disbursements | Adjustments | Cash Balance |
|----------------------------------|----------------|-----------|---------------|-------------|--------------|
| <b>A SUMMER SCHOOL ACCOUNTS</b>  |                |           |               |             |              |
| 100 Elementary Summer School     | 18,870.00      | 920.00    | 230.00        | 0.00        | 19,560.00    |
| 120 Middle School Summer School  | 14,440.00      | 2,005.00  | 95.00         | 0.00        | 16,350.00    |
| 130 Senior High Summer School    | 35,575.00      | 9,447.25  | 710.00        | 0.00        | 44,312.25    |
| 140 Special Education            | 1,703.00       | 0.00      | 0.00          | 0.00        | 1,703.00     |
| 145 Special Education Preschool  | 0.00           | 0.00      | 0.00          | 0.00        | 0.00         |
| 150 Interest                     | 2,849.53       | 3.41      | 0.00          | 0.00        | 2,852.94     |
| 160 Food Service Refunds         | 156.45         | 0.00      | 0.00          | 0.00        | 156.45       |
| 170 MNHS AP                      | 100.00         | 0.00      | 0.00          | 0.00        | 100.00       |
| 175 MNHS IB                      | 0.00           | 0.00      | 0.00          | 0.00        | 0.00         |
| 180 MSHS AP                      | 0.00           | 0.00      | 0.00          | 0.00        | 0.00         |
| 185 MWHS AP                      | 0.00           | 0.00      | 0.00          | 0.00        | 0.00         |
| A SUMMER SCHOOL ACCOUNTS Totals: | 73,693.98      | 12,375.66 | 1,035.00      | 0.00        | 85,034.64    |
| Report Totals:                   | 73,693.98      | 12,375.66 | 1,035.00      | 0.00        | 85,034.64    |

## Millard Public Schools - Planned Disposition of Surplus Property

BOE Packet Due Date: **9/11/2012**BOE Meeting Date: **9/11/2012**Sale or Disposals Scheduled After: **9/17/2012**

| Lot | Quantity | Description         |
|-----|----------|---------------------|
| 1   | 20       | Apple laptops       |
| 2   | 3        | mp3 players         |
| 3   | 1        | wooden storage rack |
| 4   | 5        | TV's                |
| 5   | 1        | lawnmower motor     |
| 6   |          |                     |
| 7   |          |                     |
| 8   |          |                     |
| 9   |          |                     |
| 10  |          |                     |
| 11  |          |                     |
| 12  |          |                     |
| 13  |          |                     |
| 14  |          |                     |
| 15  |          |                     |
| 16  |          |                     |
| 17  |          |                     |
| 18  |          |                     |
| 19  |          |                     |
| 20  |          |                     |
| 21  |          |                     |
| 22  |          |                     |
| 23  |          |                     |
| 24  |          |                     |
| 25  |          |                     |
| 26  |          |                     |
| 27  |          |                     |
| 28  |          |                     |
| 29  |          |                     |
| 30  |          |                     |

### AGENDA SUMMARY SHEET

**Agenda Item:** Policy 1235

**Meeting Date:** Sept. 4, 2012

**Department** Student Services

**Title and Brief Description:** Conduct on District Property

**Action Desired:** Approval

**Background:** Updating the policy and rule to address email and telephone misuse when communicating with staff.

**Options/Alternatives Considered:** N/A

**Recommendations:** Approval

**Strategic Plan Reference:** N/A

**Implications of Adoption/Rejection:**

**Timeline:** Immediate

**Responsible Persons:** Bill Jelkin, Director of Student Services,  
Dr. Jim Sutfin, Assistant Superintendent of Human Resources

**Superintendent's Signature:** \_\_\_\_\_  \_\_\_\_\_

## Community

### Conduct on District Property

1235

The District will promote in all District schools, facilities, and activities, an environment which is safe, free of disruption, and predicated by mutual respect, civility, and orderly conduct among District employees, students, parents, and visitors. The District welcomes and encourages parental participation in their child's education and school activities. However, parents and other visitors to District schools, facilities, and activities are expected to interact in a manner that is respectful and not disruptive of instruction, District activities, or other functions. Behavior that is threatening, intimidating, [disruptive](#) or resulting in an unsafe educational environment for students, District employees, parents, or other visitors will not be tolerated.

Related Policies & Rules: 1235.1

Policy Approved: July 1, 2002

[Date of Revision: September 17, 2012](#)

Millard Public Schools  
Omaha NE

### AGENDA SUMMARY SHEET

**Agenda Item:** Rule 1235.1

**Meeting Date:** Sept. 17, 2012

**Department** Student Services

**Title and Brief Description:** Conduct on District Property

**Action Desired:** Approval

**Background:** Updating the policy and rule to address email and telephone misuse when communicating with staff.

**Options/Alternatives Considered:** N/A


**Recommendations:** Approval

**Strategic Plan Reference:** N/A

**Implications of Adoption/Rejection:**

**Timeline:** Immediate

**Responsible Persons:** Bill Jelkin, Director of Student Services,  
Dr. Jim Sutfin, Assistant Superintendent of Human Resources

**Superintendent's Signature:** \_\_\_\_\_  \_\_\_\_\_

## Community

### Conduct on District Property

1235.1

- I. Conduct of District Employees, Parents, and Visitors. The District will promote in all District schools, facilities, and activities, an environment which is safe, free of disruption, and predicated by mutual respect, civility, and orderly conduct among District employees, students, parents, and visitors. District employees will demonstrate professionalism when communicating with the public or other District employees. District employees, parents, and other visitors will avoid disruptive, volatile, hostile, threatening, or aggressive communications or actions.
- A. Expected Level of Behavior.
1. District employees will treat parents, members of the public, and other District employees with courtesy and respect.
  2. Parents and other visitors to District schools, facilities, and activities will treat students, District employees, other parents, and other visitors with courtesy and respect.
- B. Unacceptable/Disruptive Behavior.
1. Disruptive behavior includes, but is not limited to, behavior which interferes with or threatens to interfere with the operation of a classroom, a District employee's duties, the functions of a school facility, District activities, or substantially interferes with the educational process.
  2. Using loud and/or offensive language, swearing, cursing, using profane language, or the display of anger.
  3. Threatening to do bodily or physical harm to students, District employees or other visitors on District property whether or not the behavior constitutes or may constitute a criminal violation.
  4. Damaging or destroying District property.
  5. Any other behavior that disrupts the orderly operation of a school, a school classroom, ~~or~~ any District facility or activity, or a District employee's duties.
  6. Refusing to follow District safety instructions.
  7. Defaming District employees.
  8. Abusive, threatening, ~~or~~ obscene, harassing or repetitive telephone calls, E-mails or voice mail messages.
  9. Sexual harassment of District personnel, students, patrons, or vendors is strictly prohibited. Sexual harassment shall include, but is not limited to, unwelcome sexual advances, requests for sexual favors and other verbal, nonverbal or physical conduct of a sexual nature.
- C. Recourse. Any employee, parent or other visitor who believes he/she was subject to unacceptable/disruptive behavior from a District employee, parent, or other visitor should bring such behavior to the attention of the immediate supervisor, building principal, or the ~~Associate~~ Assistant Superintendent for Human Resources.
- II. Authority of School Personnel.
- A. Authority to Direct Persons to Leave District Property and to Limit Communications or Monitor Communications with District Employees.
1. Any individual who exhibits the following behaviors may be directed to leave District property by a principal, principal's designee or any District level administrator:



- a. Disrupts or threatens to disrupt school or District activities or operations;
  - b. Threatens to or attempts to do or does physical harm to students, District employees, or other visitors;
  - c. Threatens the health or safety of students, District employees, or other visitors;
  - d. Intentionally causes damage to a school, District property, or property of other visitors;
  - e. Uses loud or offensive language;
  - f. Defames District employees;
  - g. Who without authorization comes onto District property.
2. If the person refuses to leave the premises as directed, the administrator or other authorized personnel shall call 911 for law enforcement assistance.
  3. If a visitor uses obscenities or speaks in a demanding, loud, insulting, and/or a demeaning manner, the District employee to whom the remarks are directed will follow these procedures:
    - a. Shall calmly and politely warn the speaker to communicate civilly.
    - b. If such conduct continues, the District employee to whom the remarks are directed may, after giving appropriate notice to the speaker, terminate the meeting, conference, or telephone conversation.
    - c. If the meeting or conference is on District property, any District employee may request that an administrator or other authorized personnel direct the speaker to promptly leave the premises.
    - d. If the person refuses to leave the premises as directed, the principal or designee or a District level administrator may call 911 for law enforcement assistance.
    - e. If the District employee is threatened with personal harm, the District employee may call 911 for law enforcement assistance.
- B. Authority to Report or Terminate Phone or E-mail Communication.
1. If any District employee receives an E-mail or voice mail message that is abusive, threatening, ~~or~~ obscene, [harassing or repetitive](#), the District employee is not obligated to [continue the telephone call or](#) respond to the E-mail or return the telephone call.
  2. The District employee should save the message and contact their supervisor. If the message threatens personal harm, the District employee may contact law enforcement.

Related Policies and Rules: 5730, 5730.1, 5740, 5740.1, 6800, 6800.1

Rule Approved: July 1, 2002  
 Revised: March 20, 2006; [September 17, 2012](#)

Millard Public Schools  
 Omaha, NE

## AGENDA SUMMARY SHEET

**Agenda Item:** Administrator Job Description

**Meeting Date:** September 17, 2012

**Department** Human Resources

**Title and Brief Description:** Administrator Job Description – Superintendent of Schools

- Rule 2100.01

**Action Desired:** Approval

**Background:** NA

**Options/Alternatives Considered:** N/A

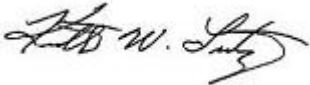
**Recommendations:** Approve Rule 2100.01

**Strategic Plan Reference:** N/A

**Implications of Adoption/Rejection:** N/A

**Timeline:**

**Responsible Persons:** Dr. Keith Lutz, Superintendent of Schools  
Dr. Jim Sutfin, Assistant Superintendent of Human Resources

**Superintendent's Signature:** \_\_\_\_\_  \_\_\_\_\_

**Administrator Job Description****2100.01****Title: Superintendent of Schools****Reports to:** Board of Education**General Summary:** Chief Executive Officer of the School District.**Essential Functions:**

- I. Administers, as chief school executive, the development, coordination, and supervision ~~maintenance~~ of the educational program designed to meet the needs of the community, ~~and to carry out the policies of the Board of Education.~~
- II. Recommends the number and types of positions required to provide proper personnel for the operation of such a program.
- III. ~~Recommends policies on organization, finance, instruction, school plant, and all other functions of the school program.~~
- III. Administers the development, recommendation, and implementation of all Board of Education Policies:
  - A. Community Relations (1000 Series)
  - B. Administrative Organization (2000 Series)
  - C. Support Services (3000 Series)
  - D. Human Resources (4000 Series)
  - E. Student Services (5000 Series)
  - F. Curriculum, Instruction and Assessment (6000 Series)
  - G. Internal Board Policies and Board Bylaws (8000 and 9000 Series)
  - H. Site Based Planning and Management (10,000 Series)
- IV. Assumes final responsibility for the selection, assignment, dismissal, and evaluation of all personnel.
- V. Keeps informed of current trends and practices, by appropriate means, and keeps the Board of Education informed of trends in education.
- VI. Supervises the preparation and presentation of the annual budget and recommends it to the Board of Education for approval.
- VII. Attends and participates in all meetings of the Board, except executive sessions of those meetings which are concerned with the superintendent's employment.
- VIII. Conducts a continuous evaluation of the progress and needs of the schools and keeps the public informed.
- IX. Supervises ~~and evaluates~~ the evaluation of all principals and all administrators in the District.
- X. Supervises and evaluates all Associate and Assistant Superintendents in the District and other personnel assigned to report directly to him or her.

**Qualifications:**

- I. Education Level: Earned Doctorate in Educational Administration, or equivalent, is required.
- II. Certification or Licensure: Must hold or qualify for a valid Nebraska Administrative Certificate with a superintendent's endorsement
- III. Experience desired: Five years of successful experience in the administration of a school district.

IV. Other requirements: Experience, maturity and leadership abilities in appropriate facets of administration; awareness to the needs and objectives of the District, its Strategic Plan, and the ability to supervise and evaluate the work of others. Demonstrated ability to:

- A. effectively administer, implement, and monitor the Strategic Plan;
- B. show commitment to excellence in student achievement, effective learning and thinking skills;
- C. be responsive to the Board of Education in goal setting, long and short range planning, and policy development;
- D. show a strong commitment to student needs;
- E. serve as good-will ambassador for the District;
- F. effectively articulate and communicate the District’s mission.;
- G. possess personal integrity, self-confidence, and concern for people;
- H. maintain a climate of high expectations for the Board of Education, staff, students, parents, and community

**Special Requirements:**

|     |  | Occasional<br><u>1 - 32%</u> | Frequent<br>33 - 66% | Constant<br>67% + |
|-----|--|------------------------------|----------------------|-------------------|
| 1.  | Standing .....                                   |                              |                      | x                 |
| 2.  | Walking .....                                    |                              | x                    |                   |
| 3   | Sitting .....                                    |                              | x                    |                   |
| 4.  | Lifting <u>25</u> lb max. ....                   |                              | x                    |                   |
| 5.  | Carrying <u>50</u> feet.....                     |                              | x                    |                   |
| 6.  | Pushing / Pulling .....                          |                              | x                    |                   |
| 7.  | Climbing / Balancing.....                        |                              | x                    |                   |
| 8.  | Stooping / Kneeling / Crouching / Crawling ..... |                              | x                    |                   |
| 9.  | Reaching / Handling.....                         |                              | x                    |                   |
| 10. | Speaking / Hearing .....                         |                              |                      | x                 |
| 11. | Seeing / depth perception / color.....           |                              |                      | x                 |

The statements herein are intended to describe the general nature and level of work being performed by the superintendent. They are not intended to be construed as an exhaustive list of all responsibilities, duties, and skills required of personnel so classified. Responsibilities and duties assigned are at the discretion of the Board of Education.

Employee Signature: \_\_\_\_\_

Date: \_\_\_\_\_

Supervisor Signature: \_\_\_\_\_

Date: \_\_\_\_\_

Rule Approved: July 21, 1980  
 Revised: September 25, 1995; May 20, 1996  
 Reaffirmed: November 1, 2004  
 Approved: [September 17, 2012](#)

Millard Public Schools  
 Omaha, NE

## AGENDA SUMMARY SHEET

**Agenda Item:** Revised Rule 5400.5 Student Services-- Student Discipline: Academic Credit for Expelled Students and Students Suspended for Ten School Days or More through Alternative Courses or Programs

**Meeting Date:** September 17, 2012

**Department:** Educational Services

**Title and Brief Description:** Revised Rule 5400.5 Student Services-- Student Discipline: Academic Credit for Expelled Students and Students Suspended for Ten School Days or More through Alternative Courses or Programs

**Background:** The revisions to the transportation section correspond to Policy 3814 and align with current practices.

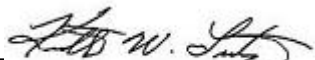
**Action Desired:** Approval

**Options/Alternatives Considered:** N/A

**Recommendations:** Approve revisions to Rule 5400.5

**Strategic Plan Reference:** N/A

**Responsible Persons:** Mark Feldhausen, Bill Jelkin, and Ken Fossen

**Superintendent's Signature:** \_\_\_\_\_  \_\_\_\_\_

## Pupil Services

### Student Discipline: Academic Credit for Expelled Students and Students Suspended for Ten School Days or More through Alternative Courses or Programs 5400.5

- I. Expelled Students. Students expelled from the District will be eligible for academic credit upon successful participation in and completion of approved alternative courses, or programs.
  - A. Alternative School, Classes, or Programs Available to Expelled Students.
    1. Notice. All students expelled from the District will be advised in writing of the availability of alternative courses or programs.
    2. Alternative Education. The alternative education available to district students who are expelled will consist of the following:
      - a. High School: Expelled students will be assigned to a district-approved program that provides approved courses of study designed to support their academic needs.
      - b. Middle School: Expelled students will be assigned to a district-approved program that provides approved courses of study designed to support their academic needs.
      - c. Elementary School: A program consisting of materials in reading, math, and writing will be provided by the student's elementary school. A tutor will be provided by the District one (1) day per week at the student's home or another agreed upon location to proctor the course. The principal or principal's designee must approve the learning program prescribed for the student.
    3. The District reserves the right to change or modify the alternative education set forth above at any time without advance notice other than to advise expelled district students in writing of the changed or modified alternative education available to them. At the conclusion of the expulsion period, any student who has satisfactorily participated in the alternative education program will be given full academic credit for the school work, classes, or programs completed. Those students who fail to satisfactorily complete the alternative education program will not be given any academic credit for the alternative school attended.
    4. Refusal to Participate. If a parent or guardian refuses to permit an expelled student to participate in an alternative school, class, or program, the District will have no further obligation to the student, parent, or guardian with regard to providing an alternative school, class, or program.
  - B. Academic Credit and Requirements for Successful Participation.
    1. If an expelled student successfully completes the course requirements of an alternative school, class, or program by meeting the attendance, grade, conduct, and other requirements imposed by the District, such student will be given full academic credit for the school work, class, or program completed.
    2. To successfully meet the District's attendance requirements, the student must not miss any school, class, program, or session assigned the student unless the absence is excused. Whether or not an absence is excused will be determined solely by the District. In

addition, if the student violates any of the District's Standards for Student Conduct, the District will, without further obligation, terminate the program for such student after a due process hearing.

3. The District may adopt such other rules, regulations, or requirements it deems necessary to effectively administer this Rule.

C. Right to a Due Process Hearing. If an expelled student enrolled in an alternative school, class, or program fails to meet any of the conditions, rules, regulations, or requirements of the learning program, the District may, without further obligation, terminate the program for such student after a due process hearing; no due process hearing will be required, however, if waived by the parent or guardian.

1. Nature of Due Process Hearing. If an expelled student's alternative school, class, or program under this Rule is terminated by the District, the student will be afforded a due process hearing. The hearing will be the same or substantially similar to hearings afforded students expelled from the District. Information regarding such hearing may be obtained from the District's Director of Pupil Services.

II. Student Suspended Ten School Days or More. Students suspended from the District for ten (10) school days or more will be eligible to participate in the District's alternative education program.

A. Alternative School, Classes, or Programs Available to Students Suspended Ten School Days or More

1. Notice. All students suspended from the District for ten (10) school days or more will be advised in writing of the availability of alternative courses or programs.
2. Alternative Education. The alternative education available to district students who are suspended for ten (10) school days or more will consist of the following:
  - a. High School: Students suspended for ten (10) school days or more will be assigned to a district-approved program that provides approved courses of study designed to support their academic needs.
  - b. Middle School: Students suspended for ten (10) school days or more will be assigned to a district-approved program that provides approved courses of study designed to support their academic needs.
  - c. Elementary School: A program consisting of materials in reading, math, and writing will be provided by the student's elementary school. A tutor will be provided by the District one (1) day per week at the student's home or another agreed upon location to proctor the course. The principal or principal's designee must approve the learning program prescribed for the student.

3. The District reserves the right to change or modify the alternative education set forth above at any time without advance notice other than to advise expelled district students in writing of the changed or modified alternative education available to them. At the conclusion of the suspension period, any student who has satisfactorily participated in the alternative education program will be given full academic credit for the school work, classes, or programs completed. Those

students who fail to satisfactorily complete the alternative education program will not be given any academic credit for the alternative school attended.

4. Refusal to Participate. If a parent or guardian refuses to permit a suspended student to participate in an alternative school, class, or program, the District will have no further obligation to the student, parent, or guardian with regard to providing an alternative school, class, or program.

B. Academic Credit and Requirements for Successful Participation.

1. If student suspended for ten (10) school days or more successfully completes the course requirements of an alternative school, class, or program by meeting the attendance, grade, conduct, and other requirements imposed by the District, such student will be given full academic credit for the school work, class, or program completed.
2. To successfully meet the District's attendance requirements, the student must not miss any school, class, program, or session assigned the student unless the absence is excused. Whether or not an absence is excused will be determined solely by the District. In addition, if the student violates any of the District's Standards for Student Conduct, the District will, without further obligation, terminate the program for such student after a due process hearing.
3. The District may adopt such other rules, regulations, or requirements it deems necessary to effectively administer this Rule.

III. Transportation. Students participating in the District's alternative education courses or programs shall not be provided transportation to the alternative education site ~~unless compelling reasons exist for the administration to arrange otherwise. Such determination shall be made by and at the sole discretion of the Superintendent (or designee).~~

IV. Definitions.

- A. "Alternative Schools, Classes, or Programs" shall mean that special category of schools, classes, or programs required by law to be provided exclusively for expelled students.
- B. "Learning Program" shall mean a general program or plan for all expelled students and students suspended for ten (10) school days or more, or an individualized program adapted from a generally offered program, or an individualized program developed by the school and/or designated staff member to assist an expelled student or a student suspended for ten (10) school days or more in achieving credit toward graduation.

Legal Reference: Neb. Rev. Stat. § 79-266  
Title 92, Nebraska Administrative Code, Chapter 17

Rule Approved: May 19, 1997  
Rule Revised: June 1, 1998; September 25, 2000; December 7, 2009  
[September 17, 2012](#)

Millard Public Schools  
Omaha, Nebraska



**AGENDA SUMMARY SHEET**

**Meeting Date:** September 17, 2012

**Department** Human Resources

**Action Desired:** Approval

**Background:** Personnel items: (1) Resignation

**Options/Alternatives  
Considered:** N/A

**Recommendations:** Approval

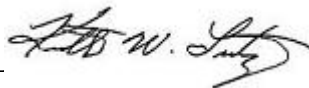
**Strategic Plan  
Reference:** N/A

**Implications of  
Adoption/Rejection:** N/A

**Timeline:** N/A

**Responsible  
Persons:** Jim Sutfin, Ed.D.

**Superintendent's Signature:** \_\_\_\_\_



September 17, 2012

## **RESIGNATIONS**

**Recommend: The following resignation be accepted:**

1. Lindsey J. Schulz – German teacher at Andersen Middle School. Originally intended to take a Leave of Absence but is resigning to pursue further education.

**AGENDA SUMMARY SHEET**

**AGENDA ITEM:** Advanced Placement Program Report

**MEETING DATE:** September 17, 2012

**DEPARTMENT:** Educational Services

**TITLE AND BRIEF DESCRIPTION:** Advanced Placement Program Report

**ACTION DESIRED:** Information Only

**BACKGROUND:** Supporting data indicates that the Advanced Placement culture implemented in 2005-2006 as a result of the 2004 District Strategic Plan continues to serve many of our high school students. The number of AP Exams increased from 2,352 during the 2010-2011 school year to 2,833 last school year. In addition, the number of AP Scholars increased by 42, with 296 students named as scholars as a result of 2011-2012 testing. Sixty-two percent of Millard graduates completed at least one AP course while in high school, which was an increase from 55% the prior year. Sixty-four percent of the Millard students taking AP Exams earned a 3 or higher, compared to the state average of 58.9% and Global average of 61.5%.

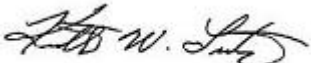
One of the contributions to the increase in number of exams taken during the 2011-12 school year was due to the financial support provided by the Millard Public Schools Foundation. The cost of taking an AP exam in 2012 was \$87.00. Beginning with the 2011-2012 school year, the Foundation paid for all AP exams not funded through UNO Dual Enrollment course registration, which was a financial commitment of \$214,455.00.

**RECOMMENDATIONS:** The recommendation is to continue to support growth of the AP culture by encouraging students to take AP courses and exams and continue to add AP courses for students when identified through the curriculum cycle process.

**STRATEGIC PLAN:** The 2004 Strategic Plan established action plans that were activated in 2005 calling for the creation of an AP culture, providing systematic training and support for AP teachers, and ensuring the AP curriculum for AP courses is aligned with College Board standards for Advanced Placement exams.

The 2009 Strategic Plan including Strategy 2, Plan 3 and Strategy 4, Plan 4 call to support promoting personal excellence, increasing student achievement, and engaging students.

**RESPONSIBLE PERSONS:** Dr. Mark Feldhausen, Dr. Nancy Johnston, and Barb Waller

**SUPERINTENDENT'S APPROVAL:** \_\_\_\_\_  \_\_\_\_\_

### Points of Interest

- During the 2011-2012 academic year, Millard high schools provided twenty-two of the thirty-four possible AP courses. Students took a total 2,833 Advanced Placement exams. Forty-three students also took AP exams in areas for which AP courses are not currently offered. Summarized data is listed below.

|                             | North High School |       |       | South High School |       |       | West High School |       |       | District Totals |       |       |
|-----------------------------|-------------------|-------|-------|-------------------|-------|-------|------------------|-------|-------|-----------------|-------|-------|
|                             | 09-10             | 10-11 | 11-12 | 09-10             | 10-11 | 11-12 | 09-10            | 10-11 | 11-12 | 09-10           | 10-11 | 11-12 |
| Course Completion           | 933               | 1036  | 1166  | 803               | 916   | 834   | 1270             | 1157  | 1206  | 3066            | 3109  | 3206  |
| Test Enrollment*            | 772               | 878   | 1170  | 509               | 682   | 706   | 831              | 765   | 914   | 2112            | 2325  | 2790  |
| No Course-Test Enrollment** | 9                 | 11    | 31    | 1                 | 0     | 4     | 28               | 16    | 8     | 38              | 27    | 43    |
| Total Tests Taken           | 781               | 889   | 1201  | 510               | 682   | 710   | 859              | 781   | 922   | 2150            | 2352  | 2833  |

\*Test enrollment is greater than course enrollment when students take an AP exam for an AP course that is offered in Millard

\*\*No Course-Test Enrollment numbers are not included in the Test Enrollment counts.

- AP course completion increased at two of the three high schools as noted in the above table while test enrollment increased at all three buildings.
- Of the AP exams taken in 2011-12, 57.5% of the exams were scored as 3, 4 or 5, compared to 60% in 2010-2011. While a slight dip, it is important to note that there were 221 exams with scores of 3, 4 or 5s compared to the year prior due to the total number of exams increasing.
- Of the Millard students taking AP exams in 2011-12, 64% of the students earned 3, 4 or 5. Of the total Nebraska students taking AP exams in 2011-12, 58.9% of the students earned 3, 4 or 5; the Global (United States and other countries) average was 61.5%. Therefore, Millard students taking AP exams exceeded Nebraska and Global performance.
- The number of students recognized by the College Board as AP Scholars continued to grow during 2011-2012 with 296 AP Scholars in Millard, an increase of 42 AP Scholars from 2010-2011.
- In 2011-2012, both Nebraska State Scholars were from Millard Public Schools. The Female State Scholar was from Millard West High School and the Male State Scholar was from Millard North High School.
- Sixty-two percent of Millard graduates have completed at least one AP course while in high school an increase from 55% during the 2010-11 school year.
- In 2011-2012, Millard students accounted for 33% (2790/8601) of the exams taken in Nebraska for the 22 courses MPS offers.
- During 2011-2012, there were a total of 2,833 exams taken in Millard (course and non-course exams) compared to 9,994 across the state. Millard Public School students took 28% of total exams within the state. Millard students took more than 40% of the state AP exams in Biology (41%), Computer Science A (45%), Microeconomics (43%), Music Theory (49%), and French Language and Culture (49%). They took more than 50% of the state AP exams in Chinese Language and Culture (75%), Environmental Studies (54%), European History (58%), German Language (79%), Japanese Language (86%), and Statistics (52%). They took 100% of the Art History exams in the state.

### Advanced Placement Strategy & Action Plans

The 2003 Strategic Plan established action plans that were activated in 2005 calling for the creation of an AP culture, providing systematic training and support for AP teachers, and ensuring the AP curriculum for AP courses is aligned with College Board standards for Advanced Placement exams.

The 2009 Strategic Plan including Strategy 2, Action Plan 3 call to actively engage students, families and staff to improve student achievement and attain personal excellence, and Strategy 4, Action Plan 4 to utilize instructional best practices, formative and summative assessments, and student data designed to ensure high achievement for all students and all demographic subgroups, which both support promoting personal excellence, increasing student achievement, and engaging students. Advanced Placement<sup>®</sup> courses provide the opportunity for students to achieve personal excellence by engaging in rigorous courses.

### Advanced Placement<sup>®</sup> Courses

Advanced Placement<sup>®</sup> Courses follow the curriculum recommendations of the College Board. The course and corresponding exam provide for a rigorous, fast paced, college level class. During the 2011-2012 school year, Millard offered 22 Advanced Placement<sup>®</sup> courses. Courses are listed below with the number of exams taken.

- English Language and Composition: 457
- English Literature and Composition: 212
- German Language: 27
- French Language: 27
- Spanish Language: 77
- Japanese Language and Culture: 6
- Statistics: 284
- Calculus AB: 163
- Calculus BC: 91
- Computer Science A: 26
- Chemistry: 134
- Biology: 222
- Physics B: 75
- United States History: 167
- European History: 169
- Psychology: 330
- Human Geography: 148
- Comparative Government and Politics: 39
- Macroeconomics: 58
- Microeconomics: 49
- Music Theory: 22
- Latin Vergil: 7

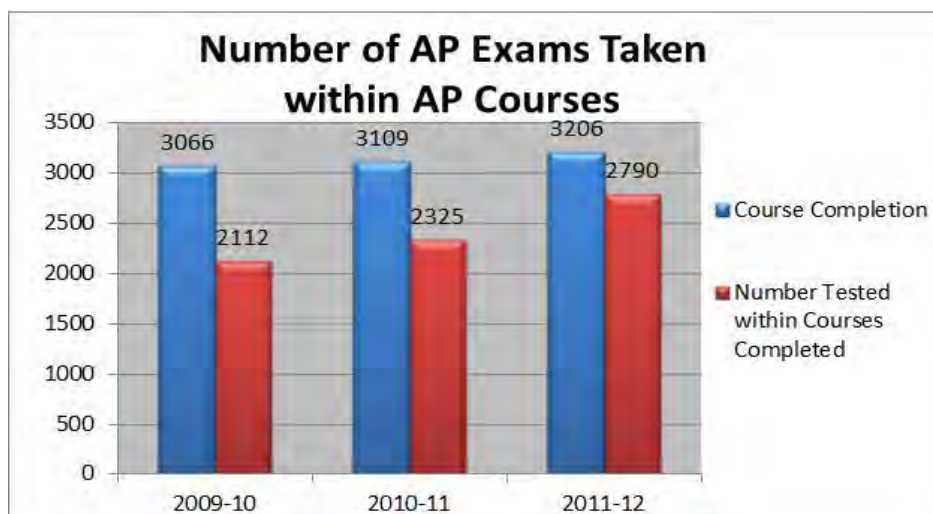
Students may elect to take exams even though the district does not provide a corresponding course. Forty-three non-course exams were completed by Millard students during 2011-2012. Examples this past year included: Art History (3), Chinese Language and Culture (6), Environmental Science (7), Physics C: Electricity and Magnetism (9), Physics C: Mechanics (9), United States Government and Politics (5), and World History (4).

### Student Course and Test Enrollment

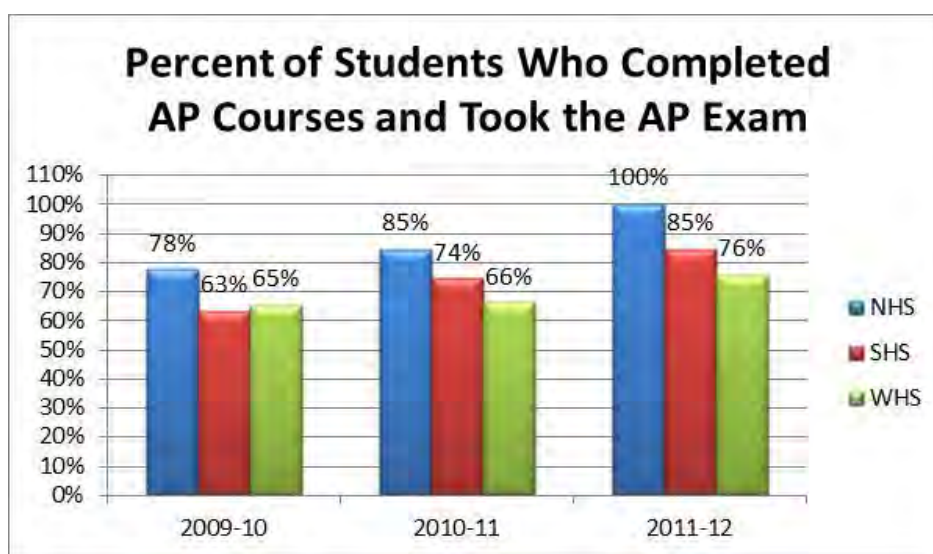
Overall, there has been an annual increase in completion of Advanced Placement® classes since the 2005-2006 school year when the AP Plan was implemented. Completion increased in the 2011-2012 school year with an increase of ninety-seven students who completed AP courses as noted in Chart 1. The focus of testing is to provide students the opportunity to take a national test, which is utilized as a measure to predict success in college. Students may compare their test results with students nationally who are taking the same exam.

Chart 1 shows the number of students who completed AP courses compared to the number of exams taken as a result of participation in the provided courses. Chart 2 reflects the percent of AP participants who took the AP exam by high school building.

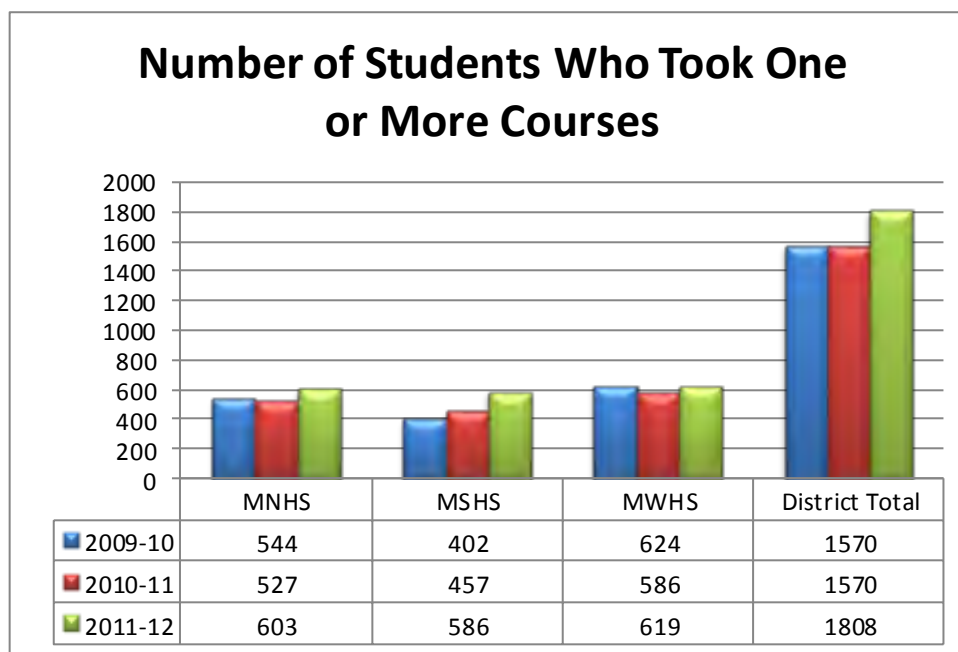
**Chart 1**



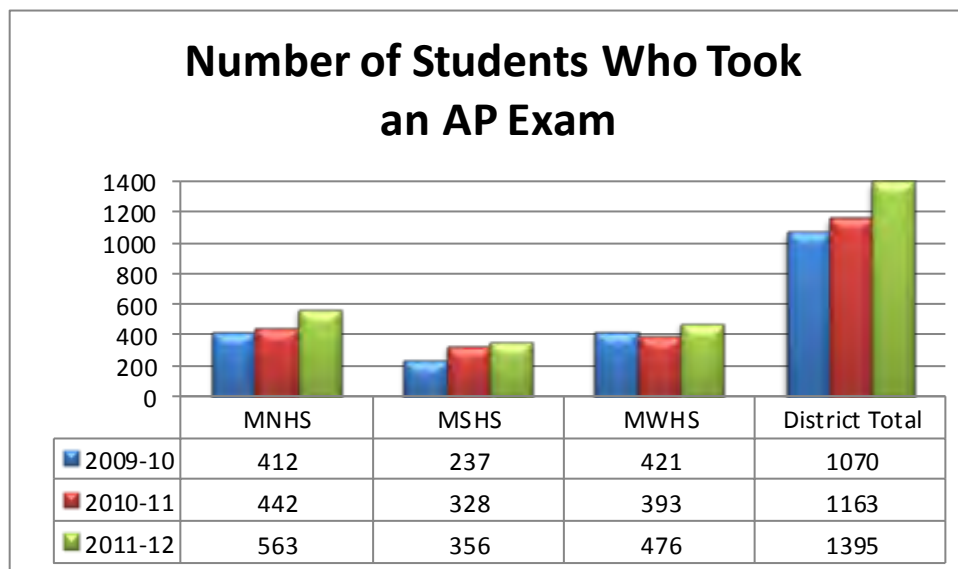
**Chart 2**



This chart includes students who took an AP Exam for a course offered in Millard, but did not enroll in the course.



The number of students who took at least one AP Exam increased by 232 between the 2010-2011 school year and the 2011-2012 school year as noted in the below chart.



The following table documents the number of Millard graduates who completed at least one AP course while in high school.

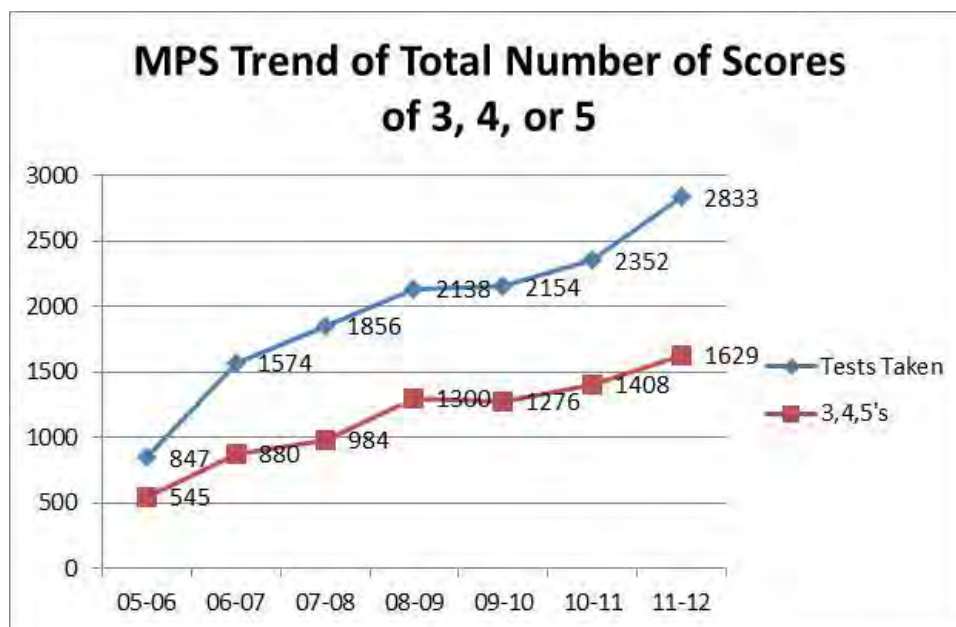
| <b>Graduates Who Took at Least One AP Course</b>          |             |             |             |             |
|---|-------------|-------------|-------------|-------------|
| <b>Year of Graduation</b>                                 | <b>2009</b> | <b>2010</b> | <b>2011</b> | <b>2012</b> |
| Number of graduates who completed at least one AP course  | 898         | 919         | 951         | 958         |
| Total Number of Graduates                                 | 1742        | 1751        | 1736        | 1537        |
| Percent of graduates who completed at least one AP course | 52%         | 52%         | 55%         | 62%         |

### Test Scores

Advanced Placement<sup>®</sup> Examination grades are reported on a five-point scale as follows:

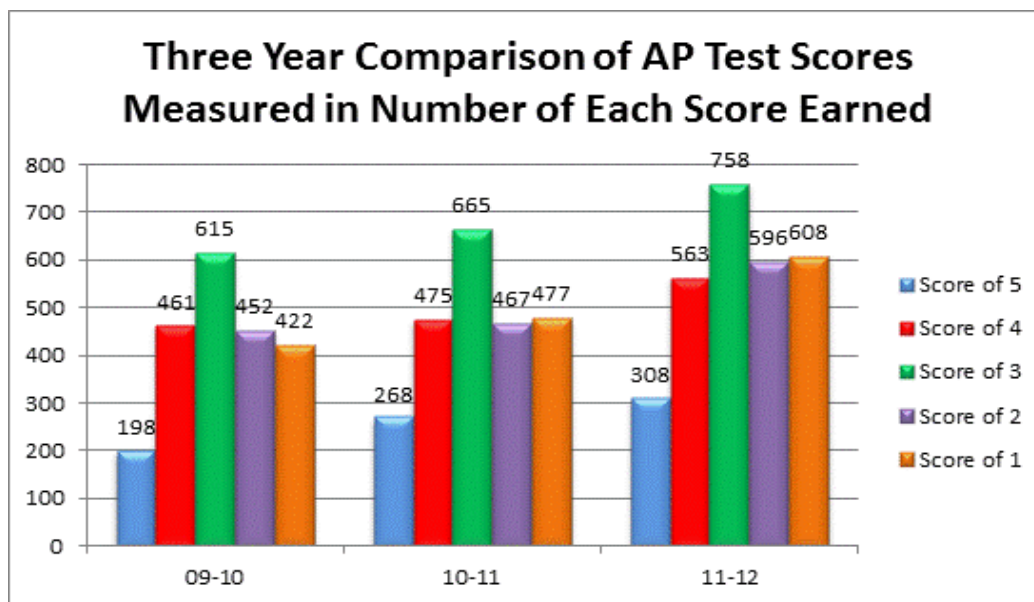
- 5 = Extremely well qualified;
- 4 = Well qualified;
- 3 = Qualified;
- 2 = Possibly qualified;
- 1 = No recommendation

These grade categories are designed to reflect achievement scores in the AP course that is analogous to performance in a comparable college course. Fifty-seven percent of the exams taken by Millard students had a score of 3, 4 or 5 compared to 60% in 2010-2011.

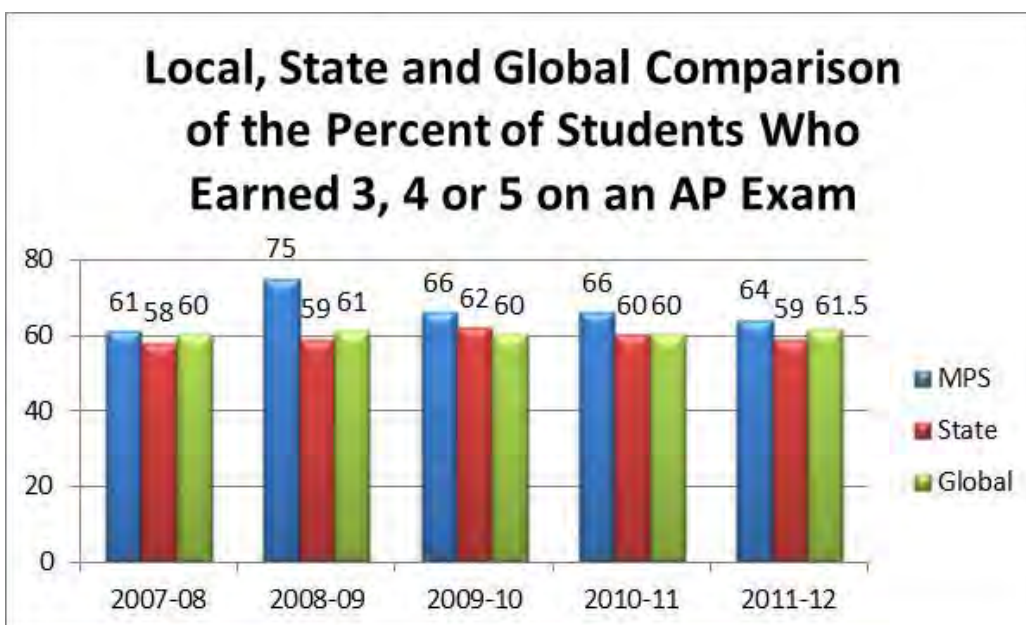




Comparison of district scores from the last three years shows that the number of students performing at high levels on this national measure decreased slightly with students between 2009-2010 and 2010-2011. However, the highest number of 3, 4, and 5 scores were obtained during the 2011-2012 school year.



Sixty-four percent of Millard students earned a 3, 4 or 5 on the AP Exam compared with the state average of 59% and the Global (United States and other countries) average of 61.5%.



### AP Scholars

The College Board recognizes students who have distinguished themselves academically by announcing AP award recipients.

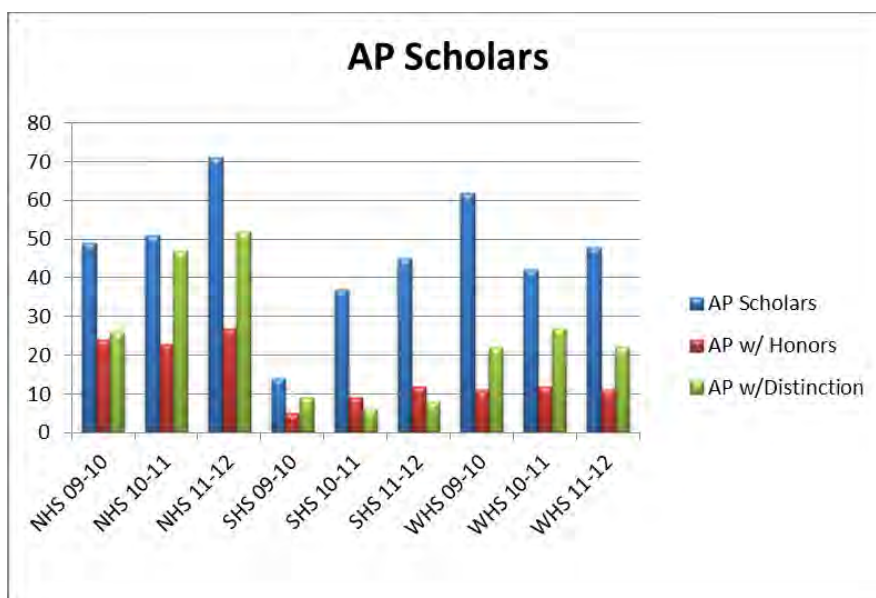
- AP Scholars = Grades of 3 or higher on 3 or more AP exams (full year courses)
- AP Scholars with Honors = Average grade of 3.25 or higher on all AP exams taken; 3 or higher on 4 or more exams (full year courses)
- AP Scholars with Distinction = Average grade of 3.5 on all AP exams taken; grades of 3 or higher on 5 or more exams (full year courses)

| Number of Millard Students Recognized as College Board Scholars |         |         |         |         |         |         |         |
|---|---------|---------|---------|---------|---------|---------|---------|
| 2004-05   | 2005-06 | 2006-07 | 2007-08 | 2008-09 | 2009-10 | 2010-11 | 2011-12 |
| 41  | 82      | 136     | 167     | 209     | 223     | 254     | 296     |

Included in the 296 scholars for the district were 50 students recognized as AP Scholars with Honors and 82 students achieved AP Scholars with Distinction.

In addition, the College Board designates 2 State Scholars per state, one male and one female, with grades of 3 or higher on the greatest number of AP Exams, and then the highest average grade (at least 3.5) on all AP Exams taken. The 2011-12 Nebraska State Female Scholar was from Millard West High School and the Male Scholar was from Millard North High School.

The College Board designates National AP Scholars to students who receive an average grade of at least 4 on all AP Exams taken, and grades of 4 or higher in eight or more of these exams. This past year, NHS had nine, SHS had two, and WHS had six, a district increase of six.



MPS Foundation Advanced Placement® Support

*As the number of Millard students taking AP Exams increased, a greater need for financial support has continued.* One of the contributions to the increase in number of exams taken during the 2011-12 school year was due to the financial support provided by the Millard Public Schools Foundation. The cost of taking an AP exam in 2012 was \$87.00. Beginning with the 2011-2012 school year, the Foundation paid for all AP exams not funded through UNO Dual Enrollment course registration, which was a financial commitment of \$214,455.00.

|           | <i>Amount Funded</i> | <i>Number of Exams</i> | <i>Number of Students</i> |
|-----------|----------------------|------------------------|---------------------------|
| 2011-2012 | \$ 214,455.00        | 2,465                  | 1,265                     |
| 2010-2011 | \$ 51,417.00         | 591                    | 292                       |
| 2009-2010 | \$ 44,118.00         | 513                    | 240                       |
| 2008-2009 | \$ 38,700.00         | 450                    | 185                       |
| 2007-2008 | \$ 22,428.00         | 267                    | 114                       |

## AGENDA SUMMARY SHEET

**Agenda Item:** Dual Enrollment Programs

**Meeting Date:** September 17, 2012

**Department:** Educational Services

**Title and Brief Description:** Dual Enrollment Program

**Action Desired:** Information Only

**Background:** On August 11, 2003, Millard Public Schools approved a University of Nebraska at Omaha (UNO) Dual Enrollment option. Through this opportunity, students enroll in selected Advanced Placement<sup>®</sup> courses, take the course for high school credit at the same time as they pay tuition, and receive transferable credit through UNO.

Dual enrollment opportunities have expanded to include seven non-Advanced Placement<sup>®</sup> courses at UNO and courses completed through Metropolitan Community College (MCC) by participation in a Millard Career Academy or a MCC Career Academy. Each UNO department establishes criteria for dual enrollment. The ability to offer dual enrollment varies for each building every year based on teacher credentials and the criteria established by UNO.

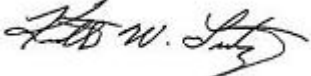
Students paid \$250.00 per course regardless of the number of credits for courses dual enrolled through UNO. UNO tuition for a full time student is \$196.75 per credit hour for undergraduate students. This represents a savings of \$300,691.00 for the 2,372 UNO credits earned by Millard students. Students paid \$29 per credit for courses dual enrolled through MCC. MCC tuition for a full time student is \$58.00 per credit hour. This represents a savings of \$127,426.50 for the 4,719.5 MCC credits earned by Millard students.

**Recommendations:** N/A

**Strategic Plan Reference:** N/A

**Timeline:** N/A

**Responsible Person(s):** Dr. Mark Feldhausen, Dr. Nancy Johnston and Barb Waller

**Superintendent's Approval:** \_\_\_\_\_  \_\_\_\_\_

## University of Nebraska Omaha

| <b>2011-2012 Courses</b>  | <b>MNHS</b> | <b>MSHS</b> | <b>MWHS</b> | <b>Total Students</b> | <b>Credit Hours</b> | <b>Total Credits</b> |
|---------------------------|-------------|-------------|-------------|-----------------------|---------------------|----------------------|
| AP English Literature - 1 | 18          | 19          | 7           | 44                    | 3                   | 132                  |
| AP English Literature- 2  | 14          | 22          | 7           | 43                    | 3                   | 129                  |
| AP Calculus - 1           | 14          | 18          | 20          | 52                    | 5                   | 260                  |
| AP Calculus - 2           | 2           | 10          | 5           | 17                    | 5                   | 85                   |
| AP US History - 1         | 0           | 14          | 14          | 28                    | 3                   | 84                   |
| AP US History - 2         | 0           | 12          | 13          | 25                    | 3                   | 75                   |
| AP European History - 1   | 0           | 0           | 19          | 19                    | 3                   | 57                   |
| AP European History - 2   | 0           | 0           | 17          | 17                    | 3                   | 51                   |
| AP Physics - 1            | 12          | 0           | 6           | 18                    | 4                   | 72                   |
| AP Physics - 2            | 9           | 0           | 3           | 12                    | 4                   | 48                   |
| AP Psychology             | 38          | 29          | 26          | 93                    | 3                   | 279                  |
| AP German                 | 1           | 0           | 5           | 6                     | 3                   | 18                   |
| AP French                 | 0           | 0           | 2           | 2                     | 3                   | 6                    |
| AP Spanish                | 0           | 20          | 4           | 24                    | 3                   | 72                   |
| AP Biology - 1            | 27          | 11          | 30          | 68                    | 5                   | 340                  |
| AP Biology - 2            | 21          | 11          | 27          | 59                    | 5                   | 295                  |
| AP Statistics             | 16          | 16          | 11          | 43                    | 3                   | 129                  |
| AP US Govt-Comparative    | 0           | 0           | 0           | 0                     | 0                   | 0                    |

**Non AP & Academy Courses**

|                                     |            |            |            |            |   |             |
|-------------------------------------|------------|------------|------------|------------|---|-------------|
| Athletic Training & Sports Injuries | 0          | 0          | 7          | 7          | 3 | 21          |
| Internship                          |            |            |            |            |   |             |
| Introduction to Business            | 10         | 3          | 16         | 29         | 3 | 87          |
| Introduction to Comm. Disorders     | 5          | 4          | 13         | 22         | 3 | 66          |
| Introduction to Education           | 5          | 4          | 13         | 22         | 3 | 66          |
| Health Careers                      | 2          | 2          | 2          | 6          | 3 | 18          |
| Anatomy & Physiology                | 1          | 1          | 1          | 3          | 3 | 9           |
| Pathology                           | 3          | 1          | 1          | 5          | 3 | 15          |
| <b>Total</b>                        | <b>192</b> | <b>193</b> | <b>265</b> | <b>664</b> |   | <b>2372</b> |

| <b>2010-2011 Courses</b>  | <b>MNHS</b> | <b>MSHS</b> | <b>MWHS</b> | <b>Total Students</b> | <b>Credit Hours</b> | <b>Total Credits</b> |
|---------------------------|-------------|-------------|-------------|-----------------------|---------------------|----------------------|
| AP English Literature - 1 | 18          | 30          | 8           | 56                    | 3                   | 168                  |
| AP English Literature- 2  | 18          | 20          | 5           | 43                    | 3                   | 129                  |
| AP Calculus - 1           | 4           | 23          | 29          | 56                    | 5                   | 280                  |
| AP Calculus - 2           | 4           | 12          | 3           | 19                    | 5                   | 95                   |
| AP US History - 1         | 0           | 16          | 28          | 44                    | 3                   | 132                  |
| AP US History - 2         | 0           | 11          | 23          | 34                    | 3                   | 102                  |
| AP European History - 1   | 0           | 0           | 30          | 30                    | 3                   | 90                   |
| AP European History - 2   | 0           | 0           | 18          | 18                    | 3                   | 54                   |
| AP Physics - 1            | 6           | 0           | 10          | 16                    | 4                   | 64                   |
| AP Physics - 2            | 4           | 0           | 7           | 11                    | 4                   | 44                   |
| AP Psychology             | 36          | 24          | 33          | 93                    | 3                   | 279                  |
| AP German                 | 1           | 1           | 3           | 5                     | 3                   | 15                   |
| AP French                 | 0           | 0           | 1           | 1                     | 3                   | 3                    |
| AP Spanish                | 0           | 13          | 7           | 20                    | 3                   | 60                   |
| AP Biology - 1            | 22          | 22          | 42          | 86                    | 5                   | 430                  |
| AP Biology - 2            | 20          | 16          | 34          | 70                    | 5                   | 350                  |
| AP Statistics             | 19          | 33          | 11          | 63                    | 3                   | 189                  |
| AP US Govt-Comparative    | 1           | 0           | 6           | 7                     | 3                   | 21                   |

**Non AP & Academy Courses**

|  |            |            |            |            |          |             |
|--|------------|------------|------------|------------|----------|-------------|
| Athletic Training & Sports Injuries    | 0          | 10         | 4          | 14         | 3        | 42          |
| Internship                             |            |            |            |            |          |             |
| Introduction to Business               | 4          | 8          | 6          | 18         | 3        | 54          |
| <b>Introduction to Comm. Disorders</b> | <b>3</b>   | <b>1</b>   | <b>8</b>   | <b>12</b>  | <b>3</b> | <b>36</b>   |
| Introduction to Education              | 5          | 3          | 12         | 20         | 3        | 60          |
| <b>Total</b>                           | <b>165</b> | <b>243</b> | <b>328</b> | <b>736</b> |          | <b>2697</b> |

| <b>2009-2010 Courses</b>                       | <b>MNHS</b> | <b>MSHS</b> | <b>MWHS</b> | <b>Total Students</b> | <b>Credit Hours</b> | <b>Total Credits</b> |
|--|-------------|-------------|-------------|-----------------------|---------------------|----------------------|
| AP English Literature - 1                      | 15          | 18          | 7           | 40                    | 3                   | 120                  |
| AP English Literature- 2                       | 12          | 15          | 6           | 33                    | 3                   | 99                   |
| AP Calculus - 1                                | 20          | 15          | 34          | 69                    | 5                   | 345                  |
| AP Calculus - 2                                | 2           | 7           | 2           | 11                    | 5                   | 55                   |
| AP US History - 1                              | 0           | 12          | 34          | 46                    | 3                   | 138                  |
| AP US History - 2                              | 0           | 10          | 28          | 38                    | 3                   | 114                  |
| AP European History - 1                        | 6           | 9           | 30          | 45                    | 3                   | 135                  |
| AP European History - 2                        | 10          | 9           | 29          | 48                    | 3                   | 144                  |
| AP Physics - 1                                 | 9           | 0           | 2           | 11                    | 4                   | 44                   |
| AP Physics - 2                                 | 10          | 0           | 0           | 10                    | 4                   | 40                   |
| AP Psychology                                  | 31          | 29          | 28          | 88                    | 3                   | 264                  |
| AP German                                      | 1           | 5           | 2           | 8                     | 3                   | 24                   |
| AP French                                      | 0           | 0           | 3           | 3                     | 3                   | 9                    |
| AP Spanish                                     | 0           | 5           | 8           | 13                    | 3                   | 39                   |
| AP Biology - 1                                 | 31          | 21          | 34          | 86                    | 5                   | 430                  |
| AP Biology - 2                                 | 28          | 12          | 32          | 72                    | 5                   | 360                  |
| AP Statistics                                  | 18          | 23          | 14          | 55                    | 3                   | 165                  |
| AP US Govt-Comparative                         | 3           | 0           | 3           | 6                     | 3                   | 18                   |
| <b>Non AP &amp; Academy Courses</b>            |             |             |             |                       |                     |                      |
| Athletic Training & Sports Injuries Internship | 0           | 3           | 8           | 11                    | 3                   | 33                   |
| Introduction to Business                       | 9           | 9           | 5           | 23                    | 3                   | 69                   |
| Introduction to Education                      | 3           | 2           | 10          | 15                    | 3                   | 45                   |
| <b>Total</b>                                   | <b>208</b>  | <b>204</b>  | <b>319</b>  | <b>731</b>            |                     | <b>2690</b>          |

## Metropolitan Community College

## Millard Public Schools Career Academies

| 2011-2012 Courses                               | MNHS       | MSHS       | MWHS       | Total Students | Credit Hours | Total Credits |
|---|------------|------------|------------|----------------|--------------|---------------|
| English 11-College Comp I                       | 23         | 24         | 31         | 78             | 4.5          | 351           |
| Child Development (Education)                   | 5          | 4          | 13         | 22             | 4.5          | 99            |
| Child Development Pre-Practicum                 | 5          | 4          | 13         | 22             | 1.5          | 33            |
| College Composition & Research                  | 16         | 3          | 11         | 30             | 4.5          | 135           |
| World Religions (Education)                     | 5          | 4          | 12         | 21             | 4.5          | 94.5          |
| Behavior Modifications & Principles of Learning | 4          | 3          | 11         | 18             | 4.5          | 81            |
| Accounting I                                    | 10         | 13         | 16         | 39             | 8            | 312           |
| Accounting II                                   | 9          | 4          | 15         | 28             | 4            | 112           |
| Wealth Building & Personal Finance              | 3          | 2          | 10         | 15             | 4.5          | 67.5          |
| Introduction to Entrepreneurship                | 3          | 2          | 10         | 15             | 4.5          | 67.5          |
| Legal Issues for the Entrepreneur               | 3          | 2          | 10         | 15             | 4.5          | 67.5          |
| Entrepreneurship Feasibility Study              | 2          | 3          | 9          | 14             | 4.5          | 63            |
| Financial Topics for the Entrepreneur           | 2          | 3          | 9          | 14             | 4.5          | 63            |
| Marketing for the Entrepreneur                  | 2          | 3          | 9          | 14             | 4.5          | 63            |
| Entrepreneurship Business Plan                  | 2          | 3          | 9          | 14             | 4.5          | 63            |
| Business Math/Calculator App.                   | 7          | 1          | 6          | 14             | 5.5          | 77            |
| Business Law                                    | 7          | 1          | 6          | 14             | 4.5          | 63            |
| Principles of Management                        | 3          | 1          | 5          | 9              | 4.5          | 40.5          |
| Principles of Marketing                         | 3          | 1          | 5          | 9              | 4.5          | 40.5          |
| Culinary Orientation                            | 7          | 6          | 3          | 16             | 2            | 32            |
| Safety & Sanitation                             | 7          | 6          | 3          | 16             | 2            | 32            |
| Culinary Math                                   | 7          | 6          | 33         | 46             | 2            | 92            |
| Business Math                                   | 7          | 6          | 3          | 16             | 4.5          | 72            |
| Culinary Foundations                            | 7          | 6          | 3          | 16             | 4            | 64            |
| Vegetable, Starch & Protein                     | 7          | 6          | 3          | 16             | 4            | 64            |
| Human Anatomy & Physiology                      | 10         | 10         | 18         | 38             | 5            | 190           |
| Medical Terminology I                           | 10         | 10         | 18         | 38             | 4.5          | 171           |
| Medical Terminology II                          | 10         | 10         | 18         | 38             | 4.5          | 171           |
| CPR and First Aid/AED                           | 10         | 10         | 18         | 38             | 1            | 38            |
| Foundations of Health Careers                   | 10         | 10         | 18         | 38             | 4.5          | 171           |
| Introduction Medical Law & Ethics               | 10         | 10         | 18         | 38             | 4.5          | 171           |
| Nutrition in the Life Cycle                     | 10         | 10         | 18         | 38             | 4.5          | 171           |
| Disease Processes                               | 10         | 10         | 18         | 38             | 4.5          | 171           |
| Introduction to Business                        | 3          | 1          | 5          | 9              | 4.5          | 40.5          |
| Industrial Safety & Health                      | 3          | 1          | 5          | 9              | 4.5          | 40.5          |
| Introduction to Distribution                    | 3          | 1          | 5          | 9              | 4.5          | 40.5          |
| <b>Baking Basics</b>                            | 6          | 4          | 3          | 13             | 4            | 52            |
| <b>Pastries</b>                                 | 6          | 4          | 3          | 13             | 4            | 52            |
| <b>Artisan Breads</b>                           | 6          | 4          | 3          | 13             | 4            | 52            |
| <b>Spanish for the Culinary Professional</b>    | 6          | 4          | 3          | 13             | 3            | 39            |
| <b>Cakes</b>                                    | 6          | 4          | 3          | 13             | 4            | 52            |
| <b>Mechanical Print Reading</b>                 | 4          |            |            | 4              | 4.5          | 18            |
| <b>Business Logistics</b>                       | 4          |            |            | 4              | 4.5          | 18            |
| <b>Purchasing &amp; Material Management</b>     | 4          |            |            | 4              | 4.5          | 18            |
| <b>Problem Solving</b>                          | 4          |            |            | 4              | 4.5          | 18            |
| <b>Long Term Care/Certified Nursing Assi</b>    | 10         | 9          | 17         | 36             | 6.5          | 234           |
| <b>Genetics</b>                                 | 10         | 9          | 17         | 36             | 4.5          | 162           |
| <b>Emergency Medical Technician-Basic</b>       | 10         | 9          | 19         | 38             | 10           | 380           |
| <b>Total</b>                                    | <b>321</b> | <b>247</b> | <b>485</b> | <b>1053</b>    |              | <b>4719.5</b> |

| 2010-2011 Courses                            | MNHS       | MSHS       | MWHS       | Total Students | Credit Hours | Total Credits |
|--|------------|------------|------------|----------------|--------------|---------------|
| English 11-College Comp I                    | 16         | 7          | 19         | 42             | 4.5          | 189           |
| Child Development (Education)                | 5          | 3          | 12         | 20             | 4.5          | 90            |
| Child Development Pre-Practicum              | 5          | 3          | 12         | 20             | 1.5          | 30            |
| College Composition & Research               | 0          | 0          | 0          | 0              | 4.5          | 0             |
| World Religions (Education)                  | 5          | 3          | 12         | 20             | 4.5          | 90            |
| <b>Learning</b>                              | 3          | 1          | 8          | 12             | 4.5          | 54            |
| Accounting I                                 | 4          | 8          | 6          | 18             | 8            | 144           |
| Accounting II                                | 4          | 4          | 1          | 9              | 4            | 36            |
| Wealth Building & Personal Finance           | 4          | 8          | 6          | 18             | 4.5          | 81            |
| Introduction to Entrepreneurship             | 1          | 7          | 5          | 13             | 4.5          | 58.5          |
| Legal Issues for the Entrepreneur            | 1          | 7          | 5          | 13             | 4.5          | 58.5          |
| Entrepreneurship Feasibility Study           | 1          | 7          | 5          | 13             | 4.5          | 58.5          |
| Financial Topics for the Entrepreneur        | 1          | 7          | 5          | 13             | 4.5          | 58.5          |
| <b>Marketing for the Entrepreneur</b>        | 2          | 1          | 1          | 4              | 4.5          | 18            |
| <b>Entrepreneurship Business Plan</b>        | 2          | 1          | 1          | 4              | 4.5          | 18            |
| Business Math/Calculator App.                | 3          | 1          | 1          | 5              | 5.5          | 27.5          |
| <b>Fundamentals of Financial Planning</b>    | 2          | 3          | 0          | 5              | 4.5          | 22.5          |
| <b>Principles of Management</b>              | 6          | 3          | 0          | 9              | 4.5          | 40.5          |
| <b>Principles of Marketing</b>               | 6          | 3          | 0          | 9              | 4.5          | 40.5          |
| <b>International Finance</b>                 | 0          | 3          | 0          | 3              | 4.5          | 13.5          |
| <b>Culinary Orientation</b>                  | 7          | 3          | 5          | 15             | 2            | 30            |
| <b>Safety &amp; Sanitation</b>               | 7          | 3          | 5          | 15             | 2            | 30            |
| <b>Culinary Math</b>                         | 7          | 3          | 5          | 15             | 2            | 30            |
| <b>Business Math</b>                         | 7          | 3          | 5          | 15             | 4.5          | 67.5          |
| <b>Culinary Foundations</b>                  | 7          | 3          | 5          | 15             | 4            | 60            |
| <b>Vegetable, Starch &amp; Protein</b>       | 7          | 3          | 5          | 15             | 4            | 60            |
| <b>Human Anatomy &amp; Physiology</b>        | 18         | 12         | 13         | 43             | 5            | 215           |
| <b>Medical Terminology I</b>                 | 18         | 12         | 13         | 43             | 4.5          | 193.5         |
| <b>Medical Terminology II</b>                | 18         | 12         | 11         | 41             | 4.5          | 184.5         |
| <b>CPR and First Aid/AED</b>                 | 18         | 12         | 13         | 43             | 1            | 43            |
| <b>Foundations of Health Careers</b>         | 18         | 12         | 11         | 41             | 4.5          | 184.5         |
| <b>Introduction Medical Law &amp; Ethics</b> | 18         | 12         | 11         | 41             | 4.5          | 184.5         |
| <b>Nutrition in the Life Cycle</b>           | 18         | 12         | 11         | 41             | 4.5          | 184.5         |
| <b>Disease Processes</b>                     | 18         | 12         | 11         | 41             | 4.5          | 184.5         |
| <b>Introduction to Business</b>              | 4          | 1          | 2          | 7              | 4.5          | 31.5          |
| <b>Industrial Safety &amp; Health</b>        | 4          | 0          | 0          | 4              | 4.5          | 18            |
| <b>Introduction to Distribution</b>          | 4          | 0          | 0          | 4              | 4.5          | 18            |
| <b>Total</b>                                 | <b>269</b> | <b>195</b> | <b>225</b> | <b>689</b>     |              | <b>2847.5</b> |
| 2009-2010 Courses                            | MNHS       | MSHS       | MWHS       | Total Students | Credit Hours | Total Credits |
| English 11-College Comp I                    | 3          | 2          | 12         | 17             | 4.5          | 76.5          |
| Child Development (Education)                | 3          | 2          | 12         | 17             | 4.5          | 76.5          |
| Child Development Pre-Practicum              | 3          | 2          | 12         | 17             | 1.5          | 25.5          |
| College Composition & Research               | 3          | 2          | 12         | 17             | 4.5          | 76.5          |
| World Religions (Education)                  | 3          | 2          | 12         | 17             | 4.5          | 76.5          |
| Accounting I                                 | 10         | 13         | 6          | 29             | 4            | 116           |
| Accounting II                                | 8          | 11         | 4          | 23             | 4            | 92            |
| Wealth Building & Personal Finance           | 4          | 6          | 3          | 13             | 4.5          | 58.5          |
| Introduction to Entrepreneurship             | 4          | 6          | 3          | 13             | 4.5          | 58.5          |
| Legal Issues for the Entrepreneur            | 4          | 4          | 3          | 11             | 4.5          | 49.5          |
| Entrepreneurship Feasibility Study           | 4          | 4          | 3          | 11             | 4.5          | 49.5          |



**Dual Enrollment Program/Credit Hours Calculation**

|                               |           |           |           |            |     |            |
|-------------------------------|-----------|-----------|-----------|------------|-----|------------|
| Business Math/Calculator App. | 6         | 13        | 6         | 25         | 5.5 | 137.5      |
| Introduction to Investments   | 4         | 5         | 1         | 10         | 4.5 | 45         |
| Business Law (Finance)        | 4         | 5         | 1         | 10         | 4.5 | 45         |
| <b>Total</b>                  | <b>63</b> | <b>77</b> | <b>90</b> | <b>230</b> |     | <b>983</b> |

**Meptropolitan Community College Academies**

| <b>2011-2012 Courses</b> | <b>MNHS</b> | <b>MSHS</b> | <b>MWHS</b> | <b>Total Students</b> | <b>Credit Hours</b> | <b>Total Credits</b> |
|--------------------------|-------------|-------------|-------------|-----------------------|---------------------|----------------------|
| Auto Tech                |             | 1           | 4           | 5                     | 17.5                | 87.5                 |
| Diesel                   |             |             | 1           | 1                     | 19.5                | 19.5                 |
| Film Making              | 1           |             |             | 1                     | 28.5                | 28.5                 |
| Theater Tech             |             | 1           |             | 1                     | 17.5                | 17.5                 |
| <b>Total</b>             | <b>1</b>    | <b>2</b>    | <b>5</b>    | <b>8</b>              |                     | <b>153</b>           |

| <b>2010-2011 Courses</b> | <b>MNHS</b> | <b>MSHS</b> | <b>MWHS</b> | <b>Total Students</b> | <b>Credit Hours</b> | <b>Total Credits</b> |
|--------------------------|-------------|-------------|-------------|-----------------------|---------------------|----------------------|
| Auto Body                | 2           |             |             | 2                     | 17.5                | 35                   |
| Auto Tech                |             | 3           | 3           | 6                     | 17.5                | 105                  |
| Electrical Technology    |             | 1           |             | 1                     | 28.5                | 28.5                 |
| Diesel                   | 1           |             | 1           | 2                     | 19.5                | 39                   |
| <b>Total</b>             | <b>3</b>    | <b>4</b>    | <b>4</b>    | <b>11</b>             |                     | <b>207.5</b>         |

| <b>2009-2010 Courses</b> | <b>MNHS</b> | <b>MSHS</b> | <b>MWHS</b> | <b>Total Students</b> | <b>Credit Hours</b> | <b>Total Credits</b> |
|--------------------------|-------------|-------------|-------------|-----------------------|---------------------|----------------------|
| Theater Tech             |             |             | 1           | 1                     | 23.5                | 23.5                 |
| Auto Tech                | 2           | 2           | 7           | 11                    | 17.5                | 192.5                |
| Criminal Justice         | 2           | 2           | 2           | 6                     | 17.5                | 105                  |
| Diesel                   | 1           |             | 2           | 3                     | 19.5                | 58.5                 |
| Web Development          |             |             | 2           | 2                     | 19                  | 38                   |
| <b>Total</b>             | <b>6</b>    | <b>4</b>    | <b>14</b>   | <b>24</b>             |                     | <b>446</b>           |

**Bold=new courses added**

## AGENDA SUMMARY SHEET

**Agenda Item:** Exiting Senior Survey Report – Class of 2012

**Meeting Date:** September 17, 2012

**Department:** Educational Services

**Title and Brief Description:** Class of 2012 Exiting Senior Survey

**Action Desired:** Information Only

**Background:** Every graduating senior is asked to participate in the Exiting Senior Survey. This survey, completed through Naviance, included questions regarding life skills, participation in extracurricular activities, what students plan in the future year and if they believe they are prepared for those upcoming opportunities.

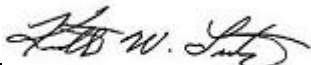
This report, as well as individual building survey results will be shared with each high school principal and their assistants. The results are also related to other district initiatives and can be used by such groups as building 40 Developmental Asset<sup>®</sup> leaders, counselors, advisors and Activity Directors.

**Recommendations:** Receive the report and continue the Annual Exiting Senior Survey

**Strategic Plan Reference:** NA

**Timeline:** An annual report for the Board of Education

**Responsible Persons:** Dr. Mark Feldhausen, Dr. Nancy Johnston, and Barb Waller

**Superintendent's Signature:** \_\_\_\_\_  \_\_\_\_\_

## HIGHLIGHTS FROM THE EXIT SURVEY

- The percent of students who participate in extracurricular activities increased at Millard North, Millard South, Millard West and Millard Horizon for the second consecutive year.
- The percent of students who held a job during high school has declined since 2009. Of those who reported working in high school, 51% (increase from 41%) of Horizon seniors, 29% (decrease from 31.5%) of North seniors, 38% (increase from 35.3%) of South seniors and 29% (no change) of West seniors reported working more than 20 hours per week.
- The number of students who are unsure of their plans fluctuated from 34% in 2007 to 23.7% in 2011 and 26% in 2012.
- The percent of students who feel adequately prepared to achieve their educational or training goals decreased from 87.4% in 2011 to 80.6% in 2012.
- The number of students who plan to continue their education after high school has fluctuated between 88.5% in 2005, 96.3% in 2011 and 94.5% in 2012.
- The percent of students who report a grade point average of 3.0 - 4.0 increased between 2008 and 2011 and dropped from 66% in 2011 to 62% in 2012.
- Fifty-seven percent of the students felt they took the most challenging courses for their abilities, an increase from 53% in 2011.
- Eighty-four percent of students with a GPA below 2.0 plan to be a full or part time student.
- Overall career goals shifted slightly.

The order of most to least frequently selected career fields changed slightly with an increase in Human Resources and Services and decrease in Business, Marketing and Management:

1. Human Resources and Services
2. Business, Marketing & Management
3. Health Sciences
4. Industrial, Manufacturing & Engineering Systems
5. Arts, Communication & Information
6. Environmental and Agricultural Systems

Although the order of frequency selected did not change for Arts, Communication & Information and Industrial, Manufacturing & Engineering Systems there was a slight increase in career interest in these career fields.

## Summary of 2012 Graduating Seniors Exit Survey

### From which Millard High School are you graduating?

| School | Number of Responses | Number of graduates (Seniors) | Percent of graduates |
|--------|---------------------|-------------------------------|----------------------|
| NHS    | 518                 | 565                           | 91.7%                |
| SHS    | 431                 | 444                           | 97.5%                |
| WHS    | 501                 | 502                           | 99.8%                |
| Total  | 1450                | 1511                          | 96.1%                |

Horizon High School had 69 students graduate during the 2011-2012 school year. Sixty-four graduates responded to the survey.

### Are you scheduled to graduate with your class?

| School | Yes | Percent | No | Percent |
|--------|-----|---------|----|---------|
| HHS    | 44  | 68.3    | 20 | 31.3    |
| NHS    | 487 | 99.6    | 2  | .4      |
| SHS    | 404 | 98.5    | 6  | 1.5     |
| WHS    | 482 | 99      | 5  | .5      |

### How many years did you attend a Millard High School?

|             | Attended 1 year or less | 2 years | 3 years | 4 years | More than 4 years |
|-------------|-------------------------|---------|---------|---------|-------------------|
| All schools | 28                      | 58      | 51      | 1293    | 26                |

### Did you participate in any extracurricular activities such as sports, music, clubs, etc. while attending high school in Millard?

| School | Yes | Percent | No | Percent |
|--------|-----|---------|----|---------|
| HHS    | 26  | 40.6    | 38 | 59.4    |
| NHS    | 399 | 81.6    | 90 | 18.4    |
| SHS    | 312 | 76.1    | 98 | 23.9    |
| WHS    | 405 | 83.2    | 82 | 16.8    |

The percentage of students who participated in extracurricular activities increased at all buildings and was highest at Millard West High School at 83.2% (increase from 81.8%). Among students from South High, 76.1% reported participating in activities (increase from 73.5%), and at North High, 81.6 % of those students who took the survey reported participating in activities (increase from 80.4%). Forty-one percent of the students who took the survey at Horizon High School reported participating in extra-curricular activities (increase from 29.7% in 2011).

**Overall, what has been the major emphasis of the high school courses you have taken in Millard?**

| School     | College Prep only | General Education only | Both College Prep & General Ed selected | College Prep and "Both" combined | Not Sure of Emphasis | Number of Individual Responses |
|------------|-------------------|------------------------|---|----------------------------------|----------------------|--------------------------------|
| HHS 2008   | 1 (3%)            | 14 (45%)               | 10 (32%)                                | 11 (24%)                         | 6 (19%)              | 31                             |
| 2009       | 2 (9.3%)          | 10 (47.6)              | 7 (33.3)                                | 9 (42.6%)                        | 2 (9.5%)             | 21                             |
| 2010       | 0 (0%)            | 19 (55.9%)             | 7 (20.6%)                               | 7 (20.6%)                        | 8 (23.5%)            | 34                             |
| 2011       | 0 (0%)            | 36 (56.3%)             | 13 (20.3%)                              | 13 (20.3%)                       | 17 (26.6%)           | 64                             |
| 2012       | 5 (7.8%)          | 46 (71.9%)             | 7 (10.9%)                               | 12 (18.7%)                       | 16 (25%)             | 64                             |
| NHS 2008   | 127 (23%)         | 184 (34%)              | 194 (36%)                               | 321 (59%)                        | 38 (7%)              | 543                            |
| 2009       | 171 (30.2%)       | 177 (31.3%)            | 206 (36.4%)                             | 377 (66.6%)                      | 34 (6%)              | 566                            |
| 2010       | 155 (27.9%)       | 132 (23.8%)            | 246 (44.3%)                             | 401 (68.9%)                      | 49 (8.8%)            | 582                            |
| 2011       | 170 (34.7%)       | 118 (24.1%)            | 189 (38.6%)                             | 359 (73.3%)                      | 40 (8.2%)            | 490                            |
| 2012       | 148 (30.3%)       | 102 (20.9%)            | 223 (45.6%)                             | 371 (75.8%)                      | 45 (9.2%)            | 489                            |
| SHS 2008   | 104 (22%)         | 166 (36%)              | 141 (30%)                               | 243 (52%)                        | 52 (11%)             | 463                            |
| 2009       | 96 (20.9)         | 164 (35.7)             | 243 (52%)                               | 261 (56.5%)                      | 47 (10.2%)           | 460                            |
| 2010       | 73 (17%)          | 177 (41.2%)            | 153 (35.6%)                             | 226 (50.7%)                      | 42 (9.8%)            | 445                            |
| 2011       | 79 (18.9%)        | 154 (36.8%)            | 173 (41.3%)                             | 252 (60.2%)                      | 33 (7.9%)            | 419                            |
| 2012       | 98 (23.9%)        | 153 (37.3%)            | 142 (34.6%)                             | 240 (58.5%)                      | 48 (11.7%)           | 410                            |
| WHS 2008   | 107 (22%)         | 128 (27%)              | 211 (44%)                               | 318 (66%)                        | 24 (7%)              | 480                            |
| 2009       | 104 (22%)         | 136 (28.8%)            | 217 (45.9)                              | 321 (67.9%)                      | 37 (7.8%)            | 473                            |
| 2010       | 124 (24.3%)       | 145 (28.4%)            | 224 (43.9%)                             | 348 (65.4%)                      | 39 (7.6%)            | 532                            |
| 2011       | 99 (20.8%)        | 130 (27.3%)            | 233 (48.8%)                             | 332 (69.6%)                      | 37 (7.8%)            | 477                            |
| 2012       | 91 (18.7%)        | 144 (29.6%)            | 243 (49.9%)                             | 334 (68.6%)                      | 42 (8.6%)            | 487                            |
| TOTAL 2008 | 338 (23%)         | 478 (32%)              | 547 (36%)                               | 885 (61%)                        | 124 (8%)             | 1487                           |
| TOTAL 2009 | 373 (24.5%)       | 487 (32%)              | 595 (39.1%)                             | 968 (63.6%)                      | 120 (7.9%)           | 1520                           |
| TOTAL 2010 | 352 (22.1%)       | 473 (29.6%)            | 630 (39.5%)                             | 982 (61.6%)                      | 138 (8.6%)           | 1593                           |
| TOTAL 2011 | 348 (24%)         | 438 (30.2%)            | 608 (41.9%)                             | 956 (65.9%)                      | 127 (8.8%)           | 1521                           |
| TOTAL 2012 | 342 (23.6%)       | 445 (30.7%)            | 615 (42.4%)                             | 957 (66%)                        | 151 (10.4%)          | 1450                           |

**Have you held a job while you attended a high school in Millard?**

| School        | No          | Yes          | Distribution of Students by Hours Worked |                |               |              |
|---------------|-------------|--------------|--|----------------|---------------|--------------|
|               |             |              | 1 to 10 hours                            | 11 to 20 hours | Over 20 hours | I don't know |
| HHS           | 15 (23.4%)  | 49 (76.6%)   | 7.3%                                     | 38.2%          | 50.9%         | 14.5%        |
| NHS           | 89 (18.2%)  | 400 (81.8%)  | 22.4%                                    | 47.5%          | 29.4%         | 4.5%         |
| SHS           | 86 (21%)    | 323 (79%)    | 14.2%                                    | 46.1%          | 37.3%         | 6.7%         |
| WHS           | 72 (14.8%)  | 415 (85.2%)  | 19.5%                                    | 52.2%          | 29.6%         | 1.9%         |
| All Buildings | 262 (18.1%) | 1187 (81.9%) | 18.5%                                    | 48.3%          | 32.6%         | 4.7%         |

The vast majority (81.9%) of respondents report holding a job while attending high school. The number of students who held a job while attending high school has gradually declined from 86.8% in 2009. Of the students who reported holding a job while in high school, 67% worked 20 hours a week or less, while 33% worked more than 20 hours a week. Of those who reported working in high school, 51% (increase from 41%) of Horizon seniors, 29% (decrease from 31.5%) of North seniors, 38% (increase from 35.3%) of South seniors and 29% (no change) of West seniors reported working more than 20 hours per week.

**Which of the following best describes where you see yourself a year from now?**

| School   | Working full time (A) | Full time student (B) | Work full time/ Part time student (C) | Work part time/ Full time student (D) | Work part time/ Part time student (E) |
|----------|-----------------------|-----------------------|---------------------------------------|---------------------------------------|---------------------------------------|
| HHS 2008 | 4                     | 1                     | 10                                    | 11                                    | 4                                     |
| 2009     | 4                     | 1                     | 4                                     | 8                                     | 5                                     |
| 2010     | 5                     | 3                     | 8                                     | 13                                    | 6                                     |
| 2011     | 13                    | 6                     | 21                                    | 25                                    | 7                                     |
| 2012     | 11                    | 4                     | 22                                    | 24                                    | 12                                    |
| NHS 2008 | 19                    | 159                   | 36                                    | 292                                   | 21                                    |
| 2009     | 26                    | 190                   | 48                                    | 321                                   | 20                                    |
| 2010     | 33                    | 185                   | 33                                    | 290                                   | 34                                    |
| 2011     | 17                    | 170                   | 32                                    | 274                                   | 25                                    |
| 2012     | 25                    | 151                   | 46                                    | 265                                   | 27                                    |
| SHS 2008 | 49                    | 92                    | 56                                    | 222                                   | 36                                    |
| 2009     | 35                    | 101                   | 49                                    | 274                                   | 29                                    |
| 2010     | 48                    | 100                   | 46                                    | 237                                   | 27                                    |
| 2011     | 45                    | 100                   | 45                                    | 230                                   | 22                                    |
| 2012     | 40                    | 105                   | 52                                    | 199                                   | 37                                    |
| WHS 2008 | 22                    | 136                   | 34                                    | 264                                   | 16                                    |
| 2009     | 21                    | 169                   | 33                                    | 255                                   | 14                                    |
| 2010     | 23                    | 187                   | 29                                    | 277                                   | 16                                    |
| 2011     | 30                    | 151                   | 32                                    | 264                                   | 26                                    |
| 2012     | 22                    | 152                   | 29                                    | 282                                   | 27                                    |

Ninety-three percent of the respondents in 2010, 2011 and 2012 (94.5% in 2009, 94% in 2008) expect to be in school at least part of the time a year after they graduate from high school.

**If your response to the question “Which of the following best describes where you see yourself a year from now?” was A, B, C, D, or E, (see responses including working in the above question) what kind of work do you think you will be doing?**

| School                | Training/Internship (A) | Temporary (B) | Permanent (C) | Military (D) | Not Sure (E) | Totals |
|-----------------------|-------------------------|---------------|---------------|--------------|--------------|--------|
| HHS                   | 4                       | 27            | 9             | 7            | 23           | 64     |
| NHS                   | 70                      | 176           | 25            | 21           | 91           | 383    |
| SHS                   | 35                      | 156           | 38            | 26           | 103          | 358    |
| WHS                   | 60                      | 194           | 26            | 8            | 91           | 379    |
| Totals                | 169                     | 553           | 98            | 62           | 308          | 1184   |
| Percent of Total-2012 | 14.3                    | 46.7          | 9.1           | 5.2          | 26           |        |
| Percent of Total-2011 | 16.7                    | 52.5          | 9.2           | 5.6          | 23.7         |        |
| Percent of Total-2010 | 14.1                    | 47.6          | 8.1           | 5.8          | 24.2         |        |
| Percent of Total-2009 | 17.9                    | 56            | 8.7           | 3.7          | 22           |        |
| Percent of Total-2008 | 13                      | 29            | 9             | 3            | 26           |        |

The degree of uncertainty about the nature of future work fluctuated from 34% in 2007 to 23.7% in 2011 and 26% in 2012.

**Were you adequately prepared by the Millard high school(s) you have attended to enter the workforce, doing such things as being able to prepare résumés, complete job applications, interview for jobs, etc.?**

| School                | Yes  | No  | Unsure | Totals |
|-----------------------|------|-----|--------|--------|
| HHS                   | 46   | 7   | 12     | 65     |
| NHS                   | 419  | 27  | 47     | 493    |
| SHS                   | 318  | 38  | 67     | 423    |
| WHS                   | 408  | 37  | 51     | 496    |
| Totals                | 1191 | 109 | 177    | 1477   |
| 2012 Percent of Total | 80.6 | 7.3 | 11.9   |        |
| 2011 Percent of Total | 81   | 6   | 13     |        |
| 2010 Percent of Total | 82   | 6   | 12.3   |        |
| 2009 Percent of Total | 84   | 6   | 11.1   |        |
| 2008 Percent of Total | 81   | 6   | 11     |        |

**Do you feel you were adequately prepared to achieve your educational or training goals?**

| School           | Yes  | No  | Unsure |
|------------------|------|-----|--------|
| HHS              | 46   | 7   | 12     |
| NHS              | 419  | 27  | 47     |
| SHS              | 316  | 38  | 67     |
| WHS              | 408  | 37  | 51     |
| Total            | 1189 | 109 | 177    |
| Percent of Total | 80.6 | 7.3 | 12     |

The percent of students who feel adequately prepared to achieve their educational or training goals decreased from 87.4% in 2011 to 80.6% in 2012.

**If you plan to continue your education after graduation, either full or part time, which of the following fits your plan?**

|             | 4-year public college or university | 4-year private college | 2-year community college, business or trade school | Military training and one of the armed forces | Not sure yet | Total |
|-------------|-------------------------------------|------------------------|--|---|--------------|-------|
| All schools | 845<br>(57.9%)                      | 197<br>(13.5%)         | 279<br>(19.1%)                                     | 59<br>(4%)                                    | 77<br>(5.2%) | 1457  |

**If you plan to attend any school after graduation, where is the school that you plan to attend?**

|                  | In Omaha | Elsewhere in Nebraska | Neighboring state | Elsewhere in USA | Outside the USA |
|------------------|----------|-----------------------|-------------------|------------------|-----------------|
| All Schools      | 581      | 382                   | 245               | 181              | 17              |
| Percent of total | 41       | 27.6                  | 17.7              | 13.1             | 1.2             |

Sixty-eight percent (decrease from 71%) of our students plan to get their post-secondary education in Nebraska.

**Which descriptor best characterizes how much you applied yourself in high school?**

| School                           | None      | Some       | A Fair Amount | Very Much   | I Don't Know | Total responses |
|----------------------------------|-----------|------------|---------------|-------------|--------------|-----------------|
| HHS                              | 3 (4.7%)  | 25 (39.1%) | 27 (42.2 %)   | 6 (9.4%)    | 3 (4.7%)     | 64              |
| NHS                              | 12 (2.5%) | 96 (19.7%) | 234 (48%)     | 139 (28.5%) | 6 (1.2%)     | 487             |
| SHS                              | 12 (2.9%) | 78 (19.1%) | 193 (47.3%)   | 119 (29.2%) | 6 (1.3%)     | 408             |
| WHS                              | 5 (1%)    | 83 (17%)   | 245 (50.3%)   | 148 (30.4%) | 6 (1.2%)     | 487             |
| Total                            | 32        | 282        | 699           | 412         | 21           | 1446            |
| Percent of Total for all schools | 2.2       | 19.5       | 48.3          | 28.4        | 1.4          |                 |

Sixty-two percent (decrease from 66%) of all students report earning a grade point average of 3.0 or higher, and 28.4% (40.7% in 2011 and 28.5% in 2010) report applying themselves “very much” during high school.

**Do you feel that you took the most challenging courses for your abilities?**

| School              | Yes | % of total | No  | % of total |
|---------------------|-----|------------|-----|------------|
| Horizon High School | 21  | 32.8       | 43  | 67.2       |
| North High School   | 287 | 58.9       | 200 | 41.1       |
| South High School   | 224 | 54.9       | 184 | 45.1       |
| West High School    | 288 | 59.1       | 199 | 40.9       |
| Total               | 820 | 56.7       | 626 | 43.3       |

The percent of respondents who felt they took challenging courses increased from 53.4% in 2010 to 56.7% in 2012.



**The following subject areas have been useful in helping me prepare for more schooling or for work:**

|                         | Strongly Agree | Agree | Unsure | Disagree | Strongly Disagree | Total |
|-------------------------|----------------|-------|--------|----------|-------------------|-------|
| Art                     | 264            | 228   | 395    | 259      | 286               | 1432  |
| Business Education      | 261            | 370   | 458    | 172      | 142               | 1403  |
| English                 | 427            | 482   | 305    | 112      | 102               | 1428  |
| Family Consumer Science | 226            | 355   | 483    | 218      | 141               | 1423  |
| Guidance                | 280            | 365   | 464    | 181      | 130               | 1420  |
| Industrial Technology   | 242            | 271   | 419    | 251      | 234               | 1417  |
| Mathematics             | 503            | 417   | 234    | 142      | 126               | 1422  |
| Music                   | 279            | 199   | 338    | 262      | 333               | 1411  |
| Oral Communication      | 401            | 416   | 352    | 134      | 105               | 1408  |
| Physical Education      | 266            | 314   | 426    | 207      | 195               | 1408  |
| Science                 | 460            | 404   | 288    | 133      | 122               | 1407  |
| Social Studies          | 342            | 443   | 370    | 147      | 100               | 1402  |
| World Language          | 334            | 344   | 402    | 182      | 140               | 1402  |

The number of students who strongly disagree that Art, Guidance, Industrial Technology, and Physical Education have been useful in helping prepare me for more schooling increased slightly. The number of students who strongly disagree decreased slightly in Music, Oral Communications and World Language. Art and music continue to have higher numbers of students strongly disagree. The question refers only to preparation for more school or work, rather than for life enrichment or leisure. Students are required to take a fine arts course, so they do, even though they do not plan a fine arts career or further education in the arts.

**As I leave high school, my skills in the following areas are adequate for my current needs:**

|                | Strongly Agree | Agree | Combined % of agree & strongly agree | Unsure | Disagree | Strongly Disagree | Total |
|----------------|----------------|-------|--------------------------------------|--------|----------|-------------------|-------|
| Speaking       | 749            | 389   | 1138 (85.3%)                         | 133    | 73       | 90                | 1334  |
| Writing        | 675            | 438   | 1113 (75.7%)                         | 155    | 80       | 87                | 1435  |
| Science        | 574            | 452   | 1026 (68.9%)                         | 274    | 101      | 86                | 1487  |
| Social Studies | 516            | 465   | 981 (68.9%)                          | 255    | 108      | 79                | 1423  |
| Reading        | 686            | 399   | 1085 (76.4%)                         | 171    | 76       | 87                | 1419  |
| Math           | 566            | 415   | 981 (69.5%)                          | 224    | 110      | 96                | 1411  |

The majority of students who responded to the survey report feeling adequately prepared in every skill area. Results increased in Speaking, Writing, Science, Social Studies and Reading and decreased slightly in Math from 70% in 2011 to 69.6% in 2012.

**My high school education has helped me attain and develop the following life skills:**

|  | Strongly Agree | Agree | Unsure | Disagree | Strongly Disagree | Total Responses |
|--|----------------|-------|--------|----------|-------------------|-----------------|
| Sense of responsibility and discipline                         | 694            | 438   | 161    | 74       | 78                | 1445            |
| Ability to work with others to complete tasks                  | 780            | 389   | 127    | 63       | 86                | 1445            |
| Obtain, organize, and evaluate information                     | 680            | 453   | 165    | 71       | 73                | 1442            |
| Solve problems, make appropriate decisions                     | 705            | 436   | 154    | 77       | 69                | 1441            |
| Develop productive working relationships                       | 760            | 386   | 153    | 60       | 82                | 1441            |
| Develop skills to adjust to changes                            | 693            | 433   | 166    | 66       | 79                | 1437            |
| Manage time and financial resources                            | 545            | 485   | 241    | 98       | 63                | 1432            |
| Set and pursue short- and long-term goals                      | 636            | 439   | 198    | 77       | 79                | 1429            |
| Respect the rights of others and treat them with consideration | 813            | 333   | 136    | 51       | 93                | 1426            |
| Follow directions  | 840            | 332   | 112    | 53       | 88                | 1425            |
| Respect ethnic, cultural and social diversity                  | 870            | 287   | 124    | 48       | 95                | 1424            |
| Demonstrate good work habits                                   | 744            | 383   | 146    | 62       | 84                | 1419            |
| Demonstrate perseverance on difficult tasks                    | 706            | 393   | 166    | 52       | 89                | 1406            |

The vast majority of the students who responded to the survey have positive feelings about their ability to demonstrate the Millard Life Skills.

The following tables document comparisons among the 2008-2012 Exiting Senior Survey results.

**Total number of responses:**

| 2012 Graduates | 2011 Graduates | 2010 Graduates | 2009 Graduates | 2008 Graduates |
|----------------|----------------|----------------|----------------|----------------|
| 1450           | 1462           | 1570           | 1520           | 1492           |

**Reported grade point averages of respondents as percent of total responses:**

|            | 3.0 to 4.0+ | 2.0 to 2.99 | Below 2.0 | I don't know |
|------------|-------------|-------------|-----------|--------------|
| 2012 Grads | 62.2        | 27.2        | 4.3       | 6.3          |
| 2011 Grads | 64.2        | 26.5        | 5         | 4.3          |
| 2010 Grads | 61.2        | 29.2        | 4.6       | 5            |
| 2009 Grads | 60.6        | 30.9        | 4.5       | 4.0          |
| 2008 Grads | 58          | 28          | 4         | 6            |

The number of students who report a GPA of 3.0-4.0+ has increased from 57.9% in 2008 to 62.2% in 2012.

**The percentage of students reporting a “Below 2.0” GPA indicating they would be part or full time students a year from taking the survey:**

| 2012 Graduates | 2011 Graduates | 2010 Graduates | 2009 Graduates | 2008 Graduates |
|----------------|----------------|----------------|----------------|----------------|
| 84             | 42             | 100            | 100            | 84             |

**Do you feel you were adequately prepared to achieve your educational or training goals?  
(All grade-point averages combined)**

|                | Yes   | No   | Unsure |
|----------------|-------|------|--------|
| 2012 Graduates | 86%   | 5.7% | 9.7%   |
| 2011 Graduates | 87.4% | 4.7% | 9.2%   |
| 2010 Graduates | 83.6% | 5.8% | 11.3%  |
| 2009 Graduates | 85%   | 5.1% | 9.9%   |
| 2008 Graduates | 82.4% | 5.6% | 8%     |

**If you plan to attend school full or part time, what is the highest level of education you hope to attain?**

|   | HHS        | NHS         | SHS         | WHS         | Total       |
|---|------------|-------------|-------------|-------------|-------------|
| Certificate, license, or apprenticeship                                   | 7 (11.9%)  | 18 (3.9%)   | 17 (4.6%)   | 10 (2.2%)   | 52 (3.8%)   |
| Associate degree (two-year program)                                       | 20 (33.9%) | 33 (7.1%)   | 70 (18.8%)  | 39 (8.4%)   | 162 (11.9%) |
| Bachelor Degree (four or more years of college)                           | 31 (52.4%) | 208 (45%)   | 162 (43.4%) | 228 (49.1%) | 629 (46.3%) |
| Master’s Degree (five or more years of college)                           | 13 (22%)   | 139 (30.1%) | 103 (27.6%) | 13 (29.1%)  | 390 (28.7%) |
| Doctorate (seven or more years of college, includes professional degrees) | 8 (13.6%)  | 93 (20.1%)  | 59 (15.8%)  | 90 (19.4%)  | 250 (18.4%) |
| Total   | 59 (4.3 %) | 462 (34%)   | 373 (27.4%) | 464 (34.2%) |             |

**If you plan to pursue a career in one of the following areas, mark the answer that best represents your overall career goal.**

|   | <b>Number of Students</b> | <b>Percent of Responses</b> | <b>Percent by Career Field</b> |
|---|---------------------------|-----------------------------|--------------------------------|
| <b>Business, Marketing &amp; Management</b>   | 313                       |                             | 20.4                           |
| Marketing, Sales & Services   | 110                       | 7.1                         |                                |
| Business Management and Administration  | 154                       | 10                          |                                |
| Finance (accounting, bank tellers, insurance underwriters)                                    | 38                        | 2.4                         |                                |
| Hospitality & Tourism   | 11                        | .7                          |                                |
| <b>Arts, Communication &amp; Information</b>  | 215                       |                             | 14                             |
| Arts, A/V Technology & Communication (Journalism, Broadcasting, Performing Arts)              | 176                       | 11.4                        |                                |
| Information Technology (Information Support, Interactive Media, Network Systems, Programming) | 39                        | 2.5                         |                                |
| <b>Industrial, Manufacturing &amp; Engineering Systems</b>                                    | 245                       |                             | 15.9                           |
| Architecture and Construction   | 85                        | 5.5                         |                                |
| Manufacturing   | 32                        | 2.1                         |                                |
| Science, Technology, Engineering and Math   | 110                       | 7.1                         |                                |
| Transportation, Distribution & Logistics  | 18                        | 1.2                         |                                |
| <b>Health Sciences</b>  | 310                       |                             | 20.2                           |
| Biotechnology Research and Development  | 75                        | 4.8                         |                                |
| Diagnostic Services   | 71                        | 4.6                         |                                |
| Health Information  | 76                        | 4.9                         |                                |
| Support Services  | 26                        | 1.7                         |                                |
| Therapeutic Services  | 62                        | 4                           |                                |
| <b>Human Resources and Services</b>   | 350                       |                             | 22.8                           |
| Law, Public Safety & Security   | 152                       | 9.9                         |                                |
| Government & Public Administration  | 23                        | 1.5                         |                                |
| Human Services (Consumer Services, Counseling & Mental Health, Early Childhood Services)      | 88                        | 5.7                         |                                |
| Education and Training  | 87                        | 5.6                         |                                |
| <b>Environmental and Agricultural Systems</b>   | 101                       |                             | 6.5                            |
| Environmental and Agricultural Systems  | 20                        | 1.3                         |                                |
| Agribusiness Systems  | 3                         | .2                          |                                |
| Animal Systems  | 37                        | 2.4                         |                                |
| Environmental Service Systems   | 13                        | .8                          |                                |
| Food Products and Processing Systems  | 11                        | .7                          |                                |
| Natural Resource Systems  | 4                         | .3                          |                                |
| Plant Systems   | 4                         | .3                          |                                |
| Power   | 3                         | .2                          |                                |
| Structural and Technical Systems  | 6                         | .4                          |                                |

The order of most to least frequently selected career fields changed slightly with an increase in Human Resources and Services and decrease in Business, Marketing and Management:

1. Human Resources and Services
2. Business, Marketing & Management
3. Health Sciences
4. Industrial, Manufacturing & Engineering Systems
5. Arts, Communication & Information
6. Environmental and Agricultural Systems

Although the order of frequency selected did not change for Arts, Communication & Information and Industrial, Manufacturing & Engineering Systems there was a slight increase in these career fields.

### AGENDA SUMMARY SHEET

**Agenda Item:** Open, Option and Within District Transfer

**Meeting Date:** September 17, 2012

**Department** Human Resources

**Title and Brief Description:**

**Action Desired:** Information

**Background: Options/Alternatives Considered:** N/A  
N/A

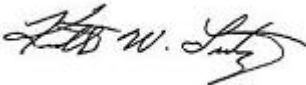
**Recommendations:**

**Strategic Plan Reference:** N/A

**Implications of Adoption/Rejection:** N/A

**Timeline:**

**Responsible Persons:** Dr. Jim Sutfin, Assistant Superintendent of Human Resources  
Mr. Bill Jelkin, Director of Student Services

**Superintendent's Signature:** \_\_\_\_\_  \_\_\_\_\_

## Board Report – Open, Option and Within District Transfer

September 17, 2012

Table 1: Open Enrollment Application Data

| <b>Information</b>                                     | <b>Total Open Enrollment</b> | <b>Millard Resident Open Enrollment</b> | <b>Non Resident Open Enrollment</b> | <b>Option Enrollment</b> | <b>Within District Transfer</b> |
|--|------------------------------|---|-------------------------------------|--------------------------|---------------------------------|
| Total Number of Applications Received                  | 1014                         | 185                                     | 829                                 | 19                       | 928                             |
| Total Number of Applications Approved                  | 1000                         | 182                                     | 818                                 | 19                       | 910                             |
| Total Applicants Who did <b>not</b> Accept Placement   | 54                           | 3                                       | 51                                  | 5                        | n/a                             |
| Total Number of Students Placed                        | 946                          | 179                                     | 767                                 | 14                       | n/a                             |
| Applications Received <b>prior</b> to Due Date         | 638                          | 40                                      | 598                                 | 15                       | 928                             |
| Applications Received <b>after</b> Due Date            | 376                          | 145                                     | 231                                 | 4                        | n/a                             |
| Number of Hardship Applications                        | 316                          | 124                                     | 192                                 | n/a                      | n/a                             |
| Number of Applicants who had Moved                     | 60                           | 19                                      | 41                                  | n/a                      | n/a                             |
| Number of Denied Applications (Building Full)          | 13                           | 3                                       | 10                                  | 0                        | 18                              |
| Number of Students Left on Waiting List (Timed Out)    | 124                          | 32                                      | 92                                  | 1                        | 5                               |
| <b>Students Contributing to the Economic Diversity</b> |                              |   |                                     |                          |                                 |
| Applications Received                                  | 276                          | 55                                      | 221                                 | n/a                      | n/a                             |
| Applications Approve                                   | 166                          | 32                                      | 134                                 | n/a                      | n/a                             |
| Number of Applications Received before 3/15            | 127                          | 11                                      | 116                                 | n/a                      | n/a                             |
| Number of Applications Received after 3/15             | 149                          | 44                                      | 105                                 | n/a                      | n/a                             |
| <b>Additional Demographic Data</b>                     |                              |   |                                     |                          |                                 |
| Applicants Qualifying for Sibling Priority             | 119                          | 7                                       | 112                                 | 3                        | n/a                             |
| Applicants that did not Accept Placement               | 175                          | 21                                      | 154                                 | 5                        | 57                              |
| Applicants Who Did Not Show Up for School              | 41                           | 2                                       | 39                                  | 1                        | 3                               |
| Applicants Requesting Special Services Information     | 264                          | 36                                      | 228                                 | 0                        | n/a                             |
| Speech/Resource Special Education Students Placed      | 16                           | 0                                       | 16                                  | 0                        | n/a                             |
| Self-contained Special Educations Students Placed      | 3                            | 0                                       | 3                                   | n/a                      | n/a                             |

Table 2: Open Enrollment Applications to MPS from Other Districts (In)

| <b>Open Enrollment Applications (In)</b> |                       |
|--|-----------------------|
| <b><u>DISTRICT:</u></b>                  | <b><u>NUMBER:</u></b> |
| Bellevue                                 | 12                    |
| Bennington                               | 15                    |
| DC West                                  | 13                    |
| Elkhorn                                  | 46                    |
| Gretna                                   | 16                    |
| Millard                                  | 185                   |
| Omaha                                    | 657                   |
| Pap/LaVista                              | 27                    |
| Ralston                                  | 23                    |
| So. Sarpy                                | 3                     |
| Westside                                 | 17                    |

Table 3: Option/Open Enrollment from MPS to Other Districts (Out)

| Year    | Bellevue | Bennington        | Blair       | DC West | Elkhorn     | Fort Calhoun | Fremont  | Gretna | Lincoln    | Louisville |
|---------|----------|-------------------|-------------|---------|-------------|--------------|----------|--------|------------|------------|
| 2012-13 | 3        |                   |             | 3       |             |              |          | 2      |            |            |
| 2011-12 | 4        |                   |             |         | 1           |              |          |        |            |            |
| 2010-11 | 5        |                   | 2           |         | 2           |              |          | 5      |            |            |
| 2009-10 | 6        | 3                 | 1           | 1       | 5           | 1            |          | 7      |            | 1          |
| 2008-09 | 5        | 1                 |             | 1       | 6           |              |          | 8      |            |            |
| 2007-08 | 4        |                   |             | 1       | 6           |              | 2        | 3      | 1          |            |
| 2006-07 |          |                   |             |         | 11          |              |          | 7      |            | 1          |
| Year    | Omaha    | Papillion LaVista | Plattsmouth | Ralston | South Sarpy | Wahoo        | Westside | Yutan  | Total      |            |
| 2012-13 | 64       | 30                |             | 23      | 9           |              | 39       | 1      | <b>174</b> |            |
| 2011-12 | 32       | 31                |             | 17      | 12          |              | 40       |        | <b>137</b> |            |
| 2010-11 | 50       | 6                 |             | 16      | 6           |              | 18       |        | <b>110</b> |            |
| 2009-10 | 74       | 29                | 2           | 26      | 5           |              | 48       |        | <b>209</b> |            |
| 2008-09 | 49       | 15                |             | 28      | 3           |              | 27       | 1      | <b>144</b> |            |
| 2007-08 | 56       | 19                |             | 24      | 7           | 2            | 45       | 1      | <b>171</b> |            |
| 2006-07 | 61       | 14                |             | 47      | 6           |              | 59       | 6      | <b>212</b> |            |

Table 4: Within District and Open Enrollment Applications and Approvals by Building for 2012-13

| Elementary       |              |              |            |            |            |            |            |            |            |            |            |            |              |              |
|------------------|--------------|--------------|------------|------------|------------|------------|------------|------------|------------|------------|------------|------------|--------------|--------------|
| SCHOOL           | W/I          | OE           | W/I        | OE         | W/I        | OE         | W/I        | OE         | W/I        | OE         | W/I        | OE         | W/I          | OE           |
|                  | <u>KG</u>    | <u>KG</u>    | <u>1</u>   | <u>1</u>   | <u>2</u>   | <u>2</u>   | <u>3</u>   | <u>3</u>   | <u>4</u>   | <u>4</u>   | <u>5</u>   | <u>5</u>   | <u>TOT</u>   | <u>TOT</u>   |
| Abbott           | 2<br>(2)     | 38<br>(38)   | 2<br>(2)   | 2<br>(2)   | 1<br>(1)   | 7<br>(7)   | 3<br>(3)   | 2<br>(2)   |            | 4<br>(4)   | 1<br>(1)   | 6<br>(6)   | 9<br>(9)     | 59<br>(59)   |
| Ackerman         | 4<br>(3)     |              | 3<br>(3)   |            |            |            |            |            | 2<br>(2)   |            |            | 1<br>(1)   | 9<br>(8)     | 1<br>(1)     |
| Aldrich          | 26<br>(26)   | 38<br>(38)   | 5<br>(5)   | 12<br>(12) | 5<br>(4)   | 10<br>(10) | 6<br>(6)   | 6<br>(6)   | 3<br>(3)   | 5<br>(5)   |            | 7<br>(7)   | 45<br>(44)   | 78<br>(78)   |
| Black Elk        |              | 2<br>(0)     | 1<br>(1)   |            |            |            | 1<br>(1)   |            |            |            | 1<br>(1)   |            | 3<br>(3)     | 2<br>(0)     |
| Bryan            | 2<br>(2)     | 6<br>(6)     | 2<br>(1)   | 2<br>(2)   | 1<br>(1)   | 1<br>(1)   | 1<br>(1)   | 1<br>(1)   | 1<br>(1)   | 2<br>(2)   |            | 2<br>(2)   | 7<br>(6)     | 14<br>(14)   |
| Cather           | 37<br>(37)   | 23<br>(23)   |            | 6<br>(6)   | 6<br>(6)   | 8<br>(8)   |            | 8<br>(8)   | 7<br>(7)   | 6<br>(6)   | 2<br>(2)   | 6<br>(6)   | 52<br>(52)   | 57<br>(57)   |
| Cody             | 4<br>(4)     | 5<br>(5)     |            | 1<br>(1)   |            | 3<br>(3)   | 1<br>(1)   | 3<br>(3)   |            | 1<br>(1)   |            |            | 5<br>(5)     | 13<br>(13)   |
| Cottonwood       | 2<br>(2)     | 11<br>(11)   | 1<br>(1)   | 5<br>(5)   | 1<br>(1)   | 3<br>(3)   | 4<br>(4)   | 4<br>(4)   |            | 1<br>(1)   | 2<br>(2)   | 5<br>(5)   | 10<br>(10)   | 29<br>(29)   |
| Disney           | 5<br>(5)     | 8<br>(8)     |            | 2<br>(2)   | 2<br>(2)   |            |            | 1<br>(1)   |            | 2<br>(2)   |            | 1<br>(1)   | 7<br>(7)     | 14<br>(14)   |
| Ezra             | 2<br>(2)     | 46<br>(46)   | 1<br>(1)   | 4<br>(4)   | 1<br>(1)   | 5<br>(5)   | 1<br>(1)   | 5<br>(5)   | 1<br>(1)   | 6<br>(6)   |            | 4<br>(4)   | 6<br>(6)     | 70<br>(70)   |
| Harvey Oaks      | 2<br>(2)     | 10<br>(10)   | 1<br>(1)   | 1<br>(1)   | 1<br>(1)   | 1<br>(1)   |            |            |            | 2<br>(2)   | 1<br>(1)   | 1<br>(1)   | 5<br>(5)     | 15<br>(15)   |
| Hitchcock        | 5<br>(5)     | 16<br>(16)   |            | 3<br>(3)   | 2<br>(2)   | 5<br>(5)   | 3<br>(3)   | 2<br>(2)   | 2<br>(2)   | 3<br>(3)   |            |            | 12<br>(12)   | 29<br>(29)   |
| Holling Heights  | 7<br>(7)     | 9<br>(9)     | 1<br>(1)   | 1<br>(1)   | 2<br>(2)   |            |            |            | 4<br>(4)   | 1<br>(1)   |            | 1<br>(1)   | 14<br>(14)   | 12<br>(12)   |
| Montclair        | 51<br>(51)   | 26<br>(25)   | 6<br>(6)   | 8<br>(8)   | 3<br>(3)   | 8<br>(8)   | 2<br>(2)   | 7<br>(7)   |            | 7<br>(7)   | 1<br>(1)   | 10<br>(10) | 63<br>(63)   | 66<br>(65)   |
| Morton           | 3<br>(3)     | 3<br>(3)     |            |            | 2<br>(2)   | 1<br>(1)   |            |            |            |            | 1<br>(1)   | 1<br>(1)   | 6<br>(6)     | 5<br>(5)     |
| Neihardt         | 8<br>(5)     | 1<br>(0)     |            |            | 1<br>(1)   |            |            |            |            |            |            |            | 9<br>(6)     | 1<br>(0)     |
| Norris           | 23<br>(23)   | 12<br>(12)   | 4<br>(4)   | 2<br>(2)   | 4<br>(4)   | 6<br>(6)   | 1<br>(1)   | 1<br>(1)   | 6<br>(6)   | 4<br>(4)   | 3<br>(3)   | 1<br>(1)   | 41<br>(41)   | 26<br>(26)   |
| Reagan           | 3<br>(3)     |              | 1<br>(1)   |            |            |            | 2<br>(2)   |            | 1<br>(1)   |            |            |            | 7<br>(7)     |              |
| Reeder           | 2<br>(1)     | 1<br>(1)     |            |            | 1<br>(1)   |            | 1<br>(1)   |            | 1<br>(1)   |            |            |            | 5<br>(4)     | 1<br>(1)     |
| Rockwell         | 11<br>(11)   | 7<br>(7)     | 1<br>(1)   | 3<br>(3)   | 1<br>(1)   | 1<br>(1)   | 1<br>(1)   | 2<br>(2)   |            | 1<br>(1)   |            | 4<br>(4)   | 14<br>(14)   | 18<br>(18)   |
| Rohwer           | 4<br>(2)     |              |            |            |            |            |            |            |            |            | 1<br>(1)   | 1<br>(1)   | 5<br>(3)     | 1<br>(1)     |
| Sandoz           | 9<br>(9)     | 4<br>(4)     | 2<br>(2)   | 4<br>(4)   | 2<br>(2)   | 2<br>(2)   | 2<br>(2)   |            |            | 1<br>(1)   |            | 1<br>(1)   | 15<br>(15)   | 12<br>(12)   |
| Upchurch         |              |              |            | 1<br>(0)   | 1<br>(1)   |            |            |            |            |            |            |            | 1<br>(1)     | 1<br>(0)     |
| Wheeler          | 2<br>(2)     |              | 2<br>(2)   |            |            |            |            |            | 1<br>(1)   |            |            |            | 5<br>(5)     |              |
| Willowdale       | 24<br>(24)   | 8<br>(8)     | 4<br>(4)   | 1<br>(1)   | 1<br>(1)   | 2<br>(2)   | 2<br>(2)   | 3<br>(3)   | 2<br>(2)   | 1<br>(1)   | 1<br>(1)   | 1<br>(1)   | 34<br>(34)   | 16<br>(16)   |
| Total Elementary | 238<br>(231) | 274<br>(270) | 37<br>(36) | 58<br>(57) | 38<br>(37) | 63<br>(63) | 31<br>(31) | 45<br>(45) | 31<br>(31) | 47<br>(47) | 14<br>(14) | 53<br>(53) | 389<br>(380) | 540<br>(535) |



| Middle School     |              |              |            |            |            |            |           |            |  |  |  |              |              |
|-------------------|--------------|--------------|------------|------------|------------|------------|-----------|------------|--|--|--|--------------|--------------|
| SCHOOL            | W/I          | OE           | W/I        | OE         | W/I        | OE         |           |            |  |  |  | W/I          | OE           |
|                   | <u>6</u>     | <u>6</u>     | <u>7</u>   | <u>7</u>   | <u>8</u>   | <u>8</u>   |           |            |  |  |  | <u>TOT</u>   | <u>TOT</u>   |
| AMS               | 21<br>(21)   | 2<br>(2)     | 4<br>(4)   | 4<br>(4)   | 2<br>(2)   | 6<br>(6)   |           |            |  |  |  | 27<br>(27)   | 12<br>(12)   |
| BMS               | 3<br>(0)     |              | 2<br>(1)   |            | 1<br>(1)   | 1<br>(1)   |           |            |  |  |  | 6<br>(2)     | 1<br>(1)     |
| CMS               | 60<br>(59)   | 15<br>(14)   | 2<br>(2)   | 8<br>(7)   | 2<br>(1)   | 5<br>(5)   |           |            |  |  |  | 64<br>(62)   | 28<br>(26)   |
| KMS               | 23<br>(23)   | 24<br>(24)   | 2<br>(2)   | 20<br>(20) | 2<br>(2)   | 17<br>(17) |           |            |  |  |  | 27<br>(27)   | 61<br>(61)   |
| NMS               | 68<br>(68)   | 15<br>(15)   | 4<br>(4)   | 14<br>(13) | 5<br>(5)   | 8<br>(8)   |           |            |  |  |  | 77<br>(77)   | 37<br>(36)   |
| RMS               | 83<br>(83)   | 7<br>(7)     |            | 1<br>(1)   | 2<br>(2)   | 1<br>(1)   |           |            |  |  |  | 85<br>(85)   | 9<br>(9)     |
| Middle Total      | 258<br>(254) | 63<br>(62)   | 14<br>(13) | 47<br>(45) | 14<br>(13) | 38<br>(38) |           |            |  |  |  | 286<br>(280) | 148<br>(145) |
| High School       |              |              |            |            |            |            |           |            |  |  |  |              |              |
| SCHOOL            | W/I          | OE           | W/I        | OE         | W/I        | OE         | W/I       | OE         |  |  |  | W/I          | OE           |
|                   | <u>9</u>     | <u>9</u>     | <u>10</u>  | <u>10</u>  | <u>11</u>  | <u>11</u>  | <u>12</u> | <u>12</u>  |  |  |  | <u>TOT</u>   | <u>TOT</u>   |
| MNHS              | 115<br>(115) | 139<br>(139) | 3<br>(3)   | 30<br>(28) | 4<br>(4)   | 19<br>(19) | 6<br>(6)  | 18<br>(18) |  |  |  | 128<br>(128) | 206<br>(204) |
| MSHS              | 103<br>(103) | 51<br>(51)   | 4<br>(4)   | 29<br>(29) | 1<br>(1)   | 19<br>(17) | 2<br>(2)  | 13<br>(13) |  |  |  | 110<br>(110) | 112<br>(110) |
| MWHS              | 5<br>(3)     |              | 7<br>(6)   |            | 2<br>(2)   | 2<br>(2)   | 1<br>(1)  | 4<br>(2)   |  |  |  | 15<br>(12)   | 6<br>(4)     |
| Horizon           |              |              |            |            |            |            |           | 1<br>(1)   |  |  |  |              | 1<br>(1)     |
| YAP               |              |              |            |            |            |            |           | 1<br>(1)   |  |  |  |              | 1<br>(1)     |
| Total High School | 223<br>(221) | 190<br>(190) | 14<br>(13) | 59<br>(57) | 7<br>(7)   | 40<br>(39) | 9<br>(9)  | 37<br>(35) |  |  |  | 253<br>(250) | 326<br>(320) |

**Key:** Number of applicants who applied at each grade level at each school

\*\*\*First number is the total number of applicants for each grade at each building

\*\*\*Number in red () parenthesis is the number of applicants we approved.

Table 5: Non-Resident Total Option/Open Students by Building

| <b>SCHOOL</b>            | <b>Open/Option Total Enrollment</b> | <b>Building Total Enrollment</b> |
|--------------------------|-------------------------------------|----------------------------------|
| <b>Elementary</b>        |                                     |                                  |
| Abbott                   | 142                                 | 423                              |
| Ackerman                 | 5                                   | 485                              |
| Aldrich                  | 127                                 | 446                              |
| Black Elk                | 4                                   | 459                              |
| Bryan                    | 22                                  | 405                              |
| Cather                   | 107                                 | 435                              |
| Cody                     | 37                                  | 319                              |
| Cottonwood               | 68                                  | 347                              |
| Disney                   | 43                                  | 331                              |
| Ezra                     | 201                                 | 404                              |
| Harvey Oaks              | 34                                  | 269                              |
| Hitchcock                | 65                                  | 267                              |
| Holling Heights          | 24                                  | 417                              |
| Montclair                | 82                                  | 622                              |
| Morton                   | 19                                  | 314                              |
| Neihardt                 | 11                                  | 593                              |
| Norris                   | 35                                  | 406                              |
| Reagan                   | 4                                   | 749                              |
| Reeder                   | 8                                   | 571                              |
| Rockwell                 | 25                                  | 350                              |
| Rohwer                   | 5                                   | 419                              |
| Sandoz                   | 28                                  | 377                              |
| Upchurch                 | 2                                   | 593                              |
| Wheeler                  | 2                                   | 625                              |
| Willowdale               | 27                                  | 379                              |
| <b>Middle School</b>     |                                     |                                  |
| AMS                      | 28                                  | 864                              |
| BMS                      | 2                                   | 1086                             |
| CMS                      | 79                                  | 757                              |
| KMS                      | 283                                 | 932                              |
| NMS                      | 128                                 | 763                              |
| RMS                      | 16                                  | 874                              |
| <b>High School</b>       |                                     |                                  |
| MNHS                     | 648                                 | 2451                             |
| MSHS                     | 195                                 | 2026                             |
| MWHS                     | 27                                  | 2313                             |
| <b>Programs/Services</b> |                                     |                                  |
| Horizon                  | 25                                  | 120                              |
| MSAP                     | 2                                   | 16                               |
| Ombudsman                | 5                                   | 21                               |
| YAP                      | 4                                   | 53                               |
| Other Provider           | 3                                   | 59                               |

Table 6: Option/Open Enrollment History by Class

| Year    | Applied | Placed | Denied |
|---------|---------|--------|--------|
| 2012-13 | 1033    | 960    | 13     |
| 2011-12 | 1067    | 940    | 23     |
| 2010-11 | 1075    | 775    | 10     |
| 2009-10 | 831     | 577    | 16     |
| 2008-09 | 720     | 450    | 30     |
| 2007-08 | 686     | 438    | 17     |
| 2006-07 | 709     | 470    | 14     |

Table 7: Limited English Proficiency

| ELL Total Population  | ELL Program Participation | Number of Students Tested this Summer | New Open Enrollment Students Placed in ELL | New Resident Students Placed in ELL | Total ELL Program Growth |
|---|---------------------------|---------------------------------------|--|-------------------------------------|--------------------------|
| 459   | K-12: 378;<br>Pre-K: 81   | 90                                    | non-resident: 15;<br>resident 1            | 36                                  | 52                       |
| 71% of ELL Growth was from families residing in the Millard District. |                           |                                       |  |                                     |                          |

Table 8: Application Dates

| Current Application Due Dates            |                        |                                  |
|--|------------------------|----------------------------------|
| Application                              | Application Begin Date | Application End Date             |
| Subsequent Year Within-District Transfer | September 1            | February 15 (and after March 15) |
| Current Year Within-District Transfer    | First day of school    | January 14                       |
| Open Enrollment                          | January 15             | March 15                         |
| Open Enrollment Hardship                 | March 15               | Day before School                |