

**NOTICE OF MEETING**

Notice is hereby given of a Board of Education meeting of School District No. 17, in the County of Douglas, which will be held at 6:00 p.m. on **Monday, December 17, 2012** at 5606 South 147th Street, Omaha, Nebraska.

Agenda for such meeting, kept continuously current, is available for public inspection at the office of the superintendent at 5606 South 147th Street, Omaha, Nebraska.

Michael Kennedy  
Secretary

12-14-12

**THE DAILY RECORD  
OF OMAHA**

**LYNDA K. HENNINGSEN, Publisher  
PROOF OF PUBLICATION**

**UNITED STATES OF AMERICA,** }  
The State of Nebraska, } ss.  
District of Nebraska, }  
County of Douglas, }  
City of Omaha, }

**J. BOYD**


being duly sworn, deposes and says that she is

**LEGAL EDITOR**

of **THE DAILY RECORD**, of Omaha, a legal newspaper, printed and published daily in the English language, having a bona fide paid circulation in Douglas County in excess of 300 copies, printed in Omaha, in said County of Douglas, for more than fifty-two weeks last past; that the printed notice hereto attached was published in **THE DAILY RECORD**, of Omaha, on \_\_\_\_\_

December 14, 2012

That said Newspaper during that time was regularly published and in general circulation in the County of Douglas, and State of Nebraska.



Subscribed in my presence and sworn to before


**ACKNOWLEDGMENT OF RECEIPT  
OF NOTICE OF MEETING**

The undersigned members of the Board of Education of Millard, District #017, Omaha, Nebraska, hereby acknowledge receipt of advance notice of a meeting of said Board of Education and the agenda for such meeting held at 6:00 P.M. on December 17, 2012, at the Don Stroh Administrative Center, 5606 South 147 Street, Omaha, NE 68137.


Dated this 17th day of December, 2012




Dave Anderson – President



Linda Poole – Vice President



Mike Kennedy – Secretary




Patrick Ricketts – Treasurer



Mike Pate



Todd Clarke



Casey Waughn – Student Rep Millard North



Neil Girmus – Student Rep. Millard South



Allyson Figura – Student Rep. Millard West

# BOARD OF EDUCATION SIGN IN

DECEMBER 17, 2012

NAME:

REPRESENTING:

Paul, Tommie + Harrison Phillips	Millard West
Jayne + Alyvia Simmons	Millard West
Christine Ellett	Self
Cindy Scharff	ELC / Montclair
Emily Davis	Millard West / BSA
Dawn Davis	Self
Nancy Nelson	Co Homeowner
Michelle Stewart	Millard South
Jill Prochaska	Millard South
MUBS (N/A)	First Student
Sarah Haver	Millard Sunday
Robert Weber	Millard North
Cady Roberts	IBEW Local 22
Kerri Betts	Beadle
Michael Socha	Cox
Eis Chaussee	Abbott



*BOARD OF EDUCATION*  
MEETING



*DECEMBER 17, 2012*

BOARD OF EDUCATION  
MILLARD PUBLIC SCHOOLS  
OMAHA, NEBRASKA

BOARD MEETING  
6:00 P.M.

STROH ADMINISTRATION CENTER  
5606 SOUTH 147th STREET  
December 17, 2012

AGENDA

A. Call to Order

**The Public Meeting Act is posted on the Wall and Available for Public Inspection**

B. Pledge of Allegiance

C. Roll Call

D. Public Comments on agenda items – This is the proper time for public questions and comments on agenda items only. Please make sure a request form is given to the Board President before the meeting begins.

E. Routine Matters

1. \*Approval of Board of Education Minutes – December 3, 2012
2. \*Approval of Bills
3. \*Receive the Treasurer’s Report and Place on File
4. Committee of the Whole Meeting – December 10, 2012

F. Information Items

1. Showcase: Fall Sports, Cross Country, Football, Girls Golf, Softball, Boys Tennis, Volleyball
2. Superintendent’s Comments
3. Board Comments/Announcements
4. Report from Student Representatives

G. Unfinished Business:

H. New Business

1. Approval of the 2014-2015 School Calendar
2. First Reading of Policy 6262 – Educational Services - Taught Curriculum – Field Trips
3. First Reading of Policy 6605 – Educational Services – Journalism
4. First Reading of Policy 6615 – Educational Services – Health Education
5. Approval of Rule 3300.1- Support Services – Purchasing – Goods and Services
6. Approval of Rule 5200.1 – Student Services – Attendance, Tardiness, and Excessive Absenteeism
7. Approval of Rule 6320.2 – Curriculum, Instruction, and Assessment – Students: Requirements for Senior Graduation: International Baccalaureate Diploma Program
8. Approval of 2013 Summer School Proposal
9. Approval of MOEC Transportation Interlocal Contract
10. Approval of Wide Area Network Bid
11. Approval of Personnel Actions: Retirement Notification Incentive(s), Voluntary Separation(s), Leave of Absence, New Hire

I. Reports

1. Elementary Learning Center Summer Program Report
2. Legislation Report
3. TerraNova Report

J. Future Agenda Items/Board Calendar

1. Board of Education Meeting on Monday, January 7, 2013 at 6:00 p.m. at the Don Stroh Administration Center, 5606 South 147<sup>th</sup> Street
2. Committee of the Whole Meeting on Monday, January 14, 2013 at 6:00 p.m. at the Don Stroh Administration Center, 5606 South 147<sup>th</sup> Street
3. Board of Education Meeting on Monday, January 21, 2013 at 6:00 p.m. at the Don Stroh Administration Center, 5606 South 147<sup>th</sup> Street

Board Meeting Agenda  
December 17, 2012  
Page 2

4. Board of Education Meeting on Monday, February 4, 2013 at 6:00 p.m. at the Don Stroh Administration Center, 5606 South 147<sup>th</sup> Street
  5. Committee of the Whole Meeting on Monday, February 11, 2013 at 6:00 p.m. at the Don Stroh Administration Center, 5606 S. 147<sup>th</sup> Street
  6. Board of Education Meeting on Monday, February 18, 2013 at 6:00 p.m. at the Don Stroh Administration Center, 5606 South 147<sup>th</sup> Street
- K. Public Comments - This is the proper time for public questions and comments on any topic. Please make sure a request form is given to the Board President before the meeting begins.
- L. Adjournment:

All items indicated by an asterisk (\*) will comprise the Consent Agenda and may be acted on in a single motion. Items may be deleted from the Consent Agenda by request of any board member.

BOARD OF EDUCATION  
MILLARD PUBLIC SCHOOLS  
OMAHA, NEBRASKA

BOARD MEETING  
6:00 P.M.

STROH ADMINISTRATION CENTER  
5606 SOUTH 147TH STREET  
December 17, 2012

ADMINISTRATIVE MEMORANDUM

A. Call to Order

**The Public Meeting Act is posted on the Wall and Available for Public Inspection**

B. Pledge of Allegiance

C. Roll Call

D. Public Comments on agenda items - This is the proper time for public questions and comments on agenda items only. Please make sure a request form is given to the Board President prior to the meeting.

- \*E.1. Motion by \_\_\_\_\_, seconded by \_\_\_\_\_, to approve the Board of Education Minutes – December 3, 2012 (See enclosure.)
- \*E.2. Motion by \_\_\_\_\_, seconded by \_\_\_\_\_, to approve the bills. (See enclosures.)
- \*E.3. Motion by \_\_\_\_\_, seconded by \_\_\_\_\_, to receive the Treasurer’s Report and Place on File. (See enclosure.)
- E.4. Summary of Committee of the Whole Meeting – December 10, 2012
- F.1. Showcase: Fall Sports, Cross Country, Football, Girls Golf, Softball, Boys Tennis, Volleyball
- F.2. Superintendent’s Comments
- F.3. Board Comments/Announcements
- F.4. Report from Student Representatives
- H.1. Motion by \_\_\_\_\_, seconded by \_\_\_\_\_, to approve the 2014-2015 School Calendar (See enclosure.)
- H.2. First Reading of Policy 6262 – Educational Services – Taught Curriculum – Field Trips (See enclosure.)
- H.3. First Reading of Policy 6605 – Educational Services - Journalism (See enclosure.)
- H.4. First Reading of Policy 6615 – Educational Services – Health Education (See enclosure.)
- H.5. Motion by \_\_\_\_\_, seconded by \_\_\_\_\_, to approve Rule 3300.1 – Support Services - Purchasing – Goods and Services (See enclosure.)
- H.6. Motion by \_\_\_\_\_, seconded by \_\_\_\_\_, to approve Rule 5200.1 – Student Services – Attendance, Tardiness, and Excessive Absenteeism (See enclosure.)
- H.7. Motion by \_\_\_\_\_, seconded by \_\_\_\_\_, to approve Rule 6320.2 – Curriculum, Instruction, and Assessment – Students: Requirements for Senior Graduation: International Baccalaureate Diploma Program (See enclosure.)
- H.8. Motion by \_\_\_\_\_, seconded by \_\_\_\_\_, to approve Summer School Proposal 2013 (See enclosure.)
- H.9. Motion by \_\_\_\_\_, seconded by \_\_\_\_\_, to approve the award of the MOEC Transportation Interlocal Contract to Student Transportation of America pursuant to its December 13, 2012 proposal for services in school years 2013-14 through 2016-17. (See enclosure.)

Board Meeting Agenda  
 December 17, 2012  
 Page 2

- H.10. Motion by \_\_\_\_\_, seconded by \_\_\_\_\_, to approve the Wide Area Network Bid.(See enclosure.)
- H.11. Motion by \_\_\_\_\_, seconded by \_\_\_\_\_, to approve Personnel Actions: Retirement Notification Incentive(s), Voluntary Separation(s), Leave of Absence and New Hire (See enclosure.)

I. Reports

1. Elementary Learning Center Summer Program Report
2. Legislation Report
3. TerraNova Report

J. Future Agenda Items/Board Calendar

1. Board of Education Meeting on Monday, January 7, 2013 at 6:00 p.m. at the Don Stroh Administration Center, 5606 South 147<sup>th</sup> Street
2. Committee of the Whole Meeting on Monday, January 14, 2013 at 6:00 p.m. at the Don Stroh Administration Center, 5606 South 147<sup>th</sup> Street
3. Board of Education Meeting on Monday, January 21, 2013 at 6:00 p.m. at the Don Stroh Administration Center, 5606 South 147<sup>th</sup> Street
4. Board of Education Meeting on Monday, February 4, 2013 at 6:00 p.m. at the Don Stroh Administration Center, 5606 South 147<sup>th</sup> Street
5. Committee of the Whole Meeting on Monday, February 11, 2013 at 6:00 p.m. at the Don Stroh Administration Center, 5606 South 147<sup>th</sup> Street
6. Board of Education Meeting on Monday, February 18, 2013 at 6:00 p.m. at the Don Stroh Administration Center, 5606 South 147<sup>th</sup> Street

- K. Public Comments - This is the proper time for public questions and comments on any topic. Please make sure a request form is given to the Board President before the meeting begins.

L. Adjournment

All items indicated by an asterisk (\*) will comprise the Consent Agenda and may be acted on in a single motion. Items may be deleted from the Consent Agenda by request of any board member.



MILLARD PUBLIC SCHOOLS  
SCHOOL DISTRICT NO. 17

A meeting of the Board of Education of the School District No. 17, in the County of Douglas in the State of Nebraska was convened in open and public session at 5:00 p.m., Monday, December 3, 2012, at the Don Stroh Administration Center, 5606 South 147<sup>th</sup> Street.

Notice of this meeting was given in advance thereof by publication in the Daily Record on Friday, November 30, 2012; a copy of the publication is being attached to these minutes. Notice of this meeting was given to all members of the Board of Education and a copy of their Acknowledgment of Receipt of Notice and the agenda are attached to these minutes. Availability of the agenda was communicated in advance notice and in the notice of the Board of Education of this meeting. All proceedings hereafter shown were taken while the convened meeting was open to the attendance of the public.

The President announced that the open meetings laws were posted available for public inspection. Mr. Anderson asked everyone to join in the Pledge of Allegiance.

Roll call was taken. Dave Anderson, Mike Pate, Mike Kennedy, Todd Clarke, Patrick Ricketts and Linda Poole were present.

Dave Anderson announced the proper time for public questions and comments on the agenda items only. There were no questions or comments.

Motion was made by Mike Kennedy, seconded by Linda Poole, to approve the Board of Education Minutes from November 19, 2012, to approve the bills, and receive the treasurer's report and place on file. Voting in favor of said motion were: Mr. Kennedy, Mr. Clarke, Mr. Ricketts, Mr. Anderson, Mrs. Poole, and Mr. Pate. Voting against were: None. Motion carried.

Vice-President, Linda Poole, summarized the Committee of the Whole Meeting on Monday, November 12, 2012.

Employees of the Month for December were Lisa Gustin, ELL teacher from Sandoz Elementary and Todd Lemen from the IT Department at Ron Witt Support Services Center.

Showcase highlighted National Merit Semi-Finalists, Commended Students and Perfect ACT/SAT Scores.

Superintendent's Comments:

1. The Board Holiday Party with the Administrators is Wednesday, December 5, 2012 at Blue Cross/Blue Shield Building starting at 6:00 p.m.
2. The Foundation Holiday dinner is Thursday evening, December 6, 2012.
3. At the Committee meeting on Monday, December 10th, we will continue our discussion from the previous meeting regarding budget and building needs.

Board Comments:

Mike Pate commented that he would like to see the Truancy Policy addressed at a future Committee Meeting.

Dave Anderson asked how the Learning Community function went at UNO? It was reported that Mike Pate was re-elected to the position he was already holding. Mr. Anderson commented that Mr. Pate has done a phenomenal job in the past and we are appreciative of his work and his time commitment on the Learning Community Board.

Casey Waughn, student representative from Millard North High School, Neil Girmus, student representative from Millard South High School and Allyson Figura, student representative from Millard West High School reported on the academic and athletic happenings at their respective buildings.

Board of Education Minutes

December 3, 2012

Page 2

Motion by Todd Clarke and seconded by Mike Kennedy, to approve Policy 1306 – Community Relations – Political Activity. Voting in favor of said motion were: Mr. Ricketts, Mrs. Poole, Mr. Anderson, Mr. Pate, Mr. Kennedy and Mr. Clarke. Voting against were: None. Motion carried.

Motion by Mike Kennedy and seconded by Patrick Ricketts to approve Policy 1315 – Community Relations – Gifts to School Personnel. Voting in favor of said motion were: Mr. Clarke, Mr. Ricketts, Mrs. Poole, Mr. Anderson, Mr. Pate and Mr. Kennedy. Voting against were: None. Motion carried.

Motion by Mike Pate, seconded by Todd Clarke to approve Policy 1320 – Community Relations – Public Performance by Students. Voting in favor of said motion were: Mr. Kennedy, Mr. Clarke, Mr. Ricketts, Mrs. Poole, Mr. Anderson, Mr. Pate. Voting against were: None. Motion carried.

Motion by Linda Poole, seconded by Mike Kennedy to approve Policy 1325 – Community Relations – Community Contests for Students. Voting in favor of said motion were: Mr. Anderson, Mr. Pate, Mr. Kennedy, Mr. Clarke, Mr. Ricketts, and Mrs. Poole. Voting against were: None. Motion carried.

Motion by Patrick Ricketts and seconded by Linda Poole to approve Policy 1335 – Community Relations – Student Production of Materials and Provision of Services for Community Organizations and PAYBAC Partners. Voting in favor of said motion were: Mrs. Poole, Mr. Anderson, Mr. Pate, Mr. Kennedy, Mr. Clarke and Mr. Ricketts. Voting against were: None. Motion carried.

Motion by Todd Clarke and seconded by Mike Pate to approve Policy 1345 – Community Relations – Dissemination of School Procedures and Materials. Voting in favor of said motion were: Mr. Ricketts, Mrs. Poole, Mr. Anderson, Mr. Pate, Mr. Kennedy and Mr. Clarke. Voting against were: None. Motion carried.

Motion by Linda Poole and seconded by Mike Pate that the Board Receive and File the FYE12 Audit Report as submitted by Orison CPA's LLC. Voting in favor of said motion were: Mr. Anderson, Mr. Pate, Mr. Kennedy, Mr. Clarke, Mr. Ricketts and Mrs. Poole. Voting against were: None. Motion carried.

Motion by Linda Poole and seconded by Mike Pate to approve Rule 1306.1 – Community Relations – Political Activity. Voting in favor of said motion were: Mr. Kennedy, Mr. Clarke, Mr. Ricketts, Mrs. Poole, Mr. Anderson, and Mr. Pate. Voting against were: None. Motion carried.

Motion by Todd Clarke and seconded by Patrick Ricketts to approve Rule 1320.1 – Community Relations – Public Performance by Students. Voting in favor of said motion were: Mr. Ricketts, Mrs. Poole, Mr. Anderson, Mr. Pate, Mr. Kennedy, and Mr. Clarke. Voting against were: None. Motion carried.

Motion by Patrick Ricketts and seconded by Todd Clarke to approve Rule 1325.1 – Community Relations – Community Contests for Students. Voting in favor of said motion were: Mrs. Poole, Mr. Anderson, Mr. Pate, Mr. Kennedy, Mr. Clarke and Mr. Ricketts. Voting against were: None. Motion carried.

Motion by Linda Poole and seconded by Mike Pate to approve Rule 1335.1 – Community Relations – Student Production of Materials and Provision of Services for Community Organizations and PAYBAC Partners. Voting in favor of said motion were: Mr. Anderson, Mr. Pate, Mr. Kennedy, Mr. Clarke, Mr. Ricketts and Mrs. Poole. Voting against were: None. Motion carried.

Board of Education Minutes

December 3, 2012

Page 3

Motion by Mike Pate and seconded by Linda Poole to reaffirm Rule 1315.1 – Community Relations – Gifts to School Personnel and Rule 1345.1 – Community Relations – Dissemination of District Materials. Voting in favor of said motions were: Mr. Kennedy, Mr. Clarke, Mr. Ricketts, Mrs. Poole, Mr. Anderson and Mr. Pate. Voting against were: None. Motions carried.

Motion by Linda Poole and seconded by Mike Pate to reaffirm Policy 6240 – Educational Services – Taught Curriculum – Controversial Issues. Voting in favor of said motion were: Mr. Anderson, Mr. Pate, Mr. Kennedy, Mr. Clarke, Mr. Ricketts and Mrs. Poole. Voting against were: None. Motion carried.

Motion by Patrick Ricketts and seconded by Mike Pate to approve Revised Rule 6240.1 – Educational Services – Taught Curriculum – Controversial Issues. Voting in favor of said motion were: Mrs. Poole, Mr. Anderson, Mr. Pate, Mr. Kennedy, Mr. Clarke and Mr. Ricketts. Voting against were: None. Motion carried.

Motion by Linda Poole and seconded by Patrick Ricketts that the District recognize the MEA as the collective bargaining agent for teachers in the District; and further that the District meet and confer with the MEA to negotiate the FYE15 employment contract for said employee group at times and places mutually agreed to by the parties. Voting in favor of said motion were: Mr. Anderson, Mr. Pate, Mr. Kennedy, Mr. Clarke, Mr. Ricketts and Mrs. Poole. Voting against were: None. Motion carried.

Motion by Linda Poole and seconded by Patrick Ricketts that the Board appoint Jim Sutfin, Ken Fossen, Duncan Young, Kevin Chick and Chad Meisgeier for the District's negotiations team for collective bargaining related to the FYE15 employment contract for teachers; and that the Board appoint Chad Meisgeier as the lead negotiator for the team. Voting in favor of said motion were: Mr. Ricketts, Mr. Anderson, Mr. Kennedy, Mr. Clarke and Mrs. Poole. Mike Pate abstained. Motion carried.

Motion by Linda Poole and seconded by Patrick Ricketts that the District recognize the MEA as the collective bargaining agent for nurses in the District; and further that the District meet and confer with the MEA to negotiate the FYE15 employment contract for said employee group at times and places mutually agreed to by the parties. Voting in favor of said motion were: Mr. Anderson, Mr. Pate, Mr. Kennedy, Mr. Clarke, Mr. Ricketts, Mrs. Poole. Voting against were: None. Motion carried.

Motion by Linda Poole and seconded by Todd Clarke that the Board appoint Duncan Young, Kevin Chick and Chad Meisgeier for the District's negotiations team for collective bargaining related to the FYE15 employment contract for nurses; and that the Board appoint Chad Meisgeier as the lead negotiator for the team. Voting in favor of said motion were: Mr. Anderson, Mr. Pate, Mr. Kennedy, Mr. Clarke, Mr. Ricketts and Mrs. Poole. Voting against were: None. Motion carried.

Motion by Linda Poole and seconded by Patrick Ricketts to approve Personnel Actions: Retirement Notification Incentives(s): Donald D. Teply, Sheila M. Kaczmarek, Rickey D. Thaden, Janelle K. McKain, Judith H. Kerkhoff, Linda L. Ridgway, Thomas W. Collins, Lori S. Wees, Sandra J. Gjesdahl, D'Nette Uptagraft, Kay N. Becker, Ellen T. Miller, Candra R. Guenther, Karen Martin, Cathy A. Squires, Bonnie J. Skaff, Deborah J. Brower, Teresa L. Beck; Voluntary Separation Program: Donald D. Teply, Sheila M. Kaczmarek, Rickey D. Thaden, Janelle K. McKain, Judith H. Kerkhoff, Linda L. Ridgway, Lori S. Wees, Sandra J. Gjesdahl, D'Nette Uptagraft, Kay N. Becker, Ellen T. Miller, Candra R. Guenther, Katherine M. Lehman, Deborah J. Brower; Leave of Absence: Bethany M. Rowlee; Amendment to Continuing Contracts: Lisa L. Grosvenor. Voting in favor of said motion were: Mr. Anderson, Mr. Pate, Mr. Kennedy, Mr. Clarke, Mr. Ricketts and Mrs. Poole. Voting against were: None. Motion carried.

Reports: Adequate Yearly Progress-Nebraska Performance Accountability Report 2011-2012, Risk Management Report and an Enrollment Report

Committee of the Whole Meeting on Monday, December 10, 2012 at 6:00 p.m. at the Don Stroh Administration Center, 5606 South 147 Street, a Board of Education Meeting on Monday, December 17, 2012 at 6:00 p.m. at the Don Stroh Administration Center, 5606 South 147<sup>th</sup> Street, a Board of Education Meeting on Monday, January 7, 2013 at 6:00 p.m. at the Don Stroh Administration Center, 5606 South 147 Street, a Committee of the Whole Meeting on Monday, January 14, 2013 at 6:00 p.m. at the Don Stroh Administration Center, 5606 South 147<sup>th</sup> Street, a Board of Education Meeting on Monday, January 21, 2013 at 6:00 p.m. at the Don Stroh Administration Center, 5606 South 147<sup>th</sup> Street, a Board of Education Meeting on Monday, February 4, 2013 at 6:00 p.m. at the Don Stroh Administration Center, 5606 South 147<sup>th</sup> Street, a Committee of the Whole Meeting on Monday, February 11, 2013 at 6:00 p.m. at the Don Stroh Administration Center, and a Board of Education Meeting on Monday, February 18, 2013 at 6:00 p.m. at the Don Stroh Administration Center, 5606 South 147<sup>th</sup> Street.

Dave Anderson adjourned the meeting.



---

, Secretary

**Millard Public Schools**  
December 17, 2012

# Millard Public Schools

11

## Check Register

Prepared for the Board Meeting of December 17, 2012

Check No	Vend No	Vendor Name	Amount
399215	131405	AATSP	143.50
399216	139027	ANTHONY W GUTIERREZ	62.50
399217	132423	HEWLETT PACKARD CO	4,523.10
399218	133397	HY-VEE INC	3,192.48
399219	132878	HY-VEE INC	332.57
399220	139487	SCHOOL DISTRICT OF INDEPENDENCE MO	196.00
399221	139487	SCHOOL DISTRICT OF INDEPENDENCE MO	91.00
399222	101377	NEBRASKA ASCD	35.00
399223	136457	NEBRASKA CHORAL DIRECTORS ASSN	300.00
399224	068415	NEBRASKA COUNCIL OF SCHOOL	125.00
399225	107732	BRIAN L NELSON	212.50
399226	108429	PETTY CASH/MILLARD SOUTH	142.00
399227	081630	SAMS CLUB DIRECT	57.04
399228	131446	TOSHIBA AMERICA INFO SYS INC	203.00
399229	136727	RESORT INNS OF AMERICA INC	927.36
399230	068840	UNIVERSITY OF NEBRASKA AT OMAHA	400.00
399231	135863	RUDOLPH A VLCEK III	150.00
399232	133224	JEFF WARNOCK	62.50
399233	011651	AMERICAN EXPRESS	7,909.06
399234	100301	BELLEVUE EAST HIGH SCHOOL	300.00
399235	135661	CREIGHTON PREP	649.00
399236	135661	CREIGHTON PREP	333.00
399237	135885	KATHY DANIELSON	165.00
399239	106879	DOWLING HIGH SCHOOL	445.00
399240	106879	DOWLING HIGH SCHOOL	355.00
399241	139027	ANTHONY W GUTIERREZ	56.25
399242	134393	WILMA KUHLMAN	165.00
399243	106116	LINCOLN HIGH SCHOOL	40.00
399244	106116	LINCOLN HIGH SCHOOL	612.00
399245	106116	LINCOLN HIGH SCHOOL	85.00
399247	139493	MISSOURI COUNCL TEACHER MATHEMATICS	255.00
399248	068456	NEBRASKA DEPARTMENT OF REVENUE	25.00
399249	067027	NEBRASKA STATE BANDMASTERS ASSN	60.00
399250	107732	BRIAN L NELSON	150.00
399251	101008	NORFOLK HIGH SCHOOL	160.00
399252	132132	STATE OF NEBRASKA	200.00
399253	137304	UNITED NATIONS INTERNATIONAL SCHOOL	960.00
399254	138965	THOMAS L VINT	165.00
399266	136056	DAVE ANDERSON	109.98
399267	136956	RAYMOND J SAVARD	3,000.00
399270	018280	JEANINE C BEAUDIN	296.53
399271	139495	MELISSA N BETTS	45.00
399273	139496	NICOLE E BURTON	45.00
399274	138032	DENISE L CANIGLIA	44.56
399275	133246	RALPH CAREY	1,288.79
399277	139505	DANIEL CARLSON	125.00

Date: 12/12/2012

**Millard Public Schools**

12

**Check Register****Prepared for the Board Meeting of December 17, 2012**

Check No	Vend No	Vendor Name	Amount
399279	106836	KEVIN J CHICK	190.00
399282	108436	COX COMMUNICATIONS INC	42.80
399283	137395	CPI QUALIFIED PLAN CONSULTANTS INC	805.00
399284	106893	WICHITA WATER CONDITIONING INC	140.28
399290	037525	EDUCATIONAL SERVICE UNIT #3	90.00
399291	139498	YVONNE N ENGESSER	90.00
399292	135360	PAMELA A ERIXON	45.00
399296	139499	ROBERT FRIEDMAN	60.00
399297	106894	TAMMY GEBHART	297.30
399298	108300	MICHELE L GEHRINGER	644.83
399299	132848	JAMES E GILIN	42.76
399300	138935	CORIE GRANT-LEANNA	40.00
399301	139044	EDWARD MICHEL HANLON III	40.00
399302	137206	NICOLAS A HERINK	150.00
399304	134807	MONICA A HUTFLES	166.59
399305	130283	KARA L HUTTON	1,079.80
399306	133397	HY-VEE INC	634.31
399307	049851	HY-VEE INC	1,795.29
399308	136349	SCOTT H INGWERSON	1,910.95
399309	F03011	INTERNATIONAL BACCALAUREATE ORG.	199.12
399310	132340	JENNIFER M JEROME	612.78
399312	137441	ANGELA C KARDELL	45.00
399313	132571	JULIA L KOLANDER	45.00
399316	058875	KELLY A LATIMER-BRIGGS	27.61
399317	138789	HEATHER A LINDER	225.00
399318	139447	ZACHARY P LIPMAN	350.00
399319	138861	MARGO R LIVINGSTON	43.02
399323	107539	MUELLER ROBAK LLC	51.62
399326	068343	NEBRASKA ASSN OF SCHOOL BOARDS	1,431.00
399329	068954	NEFF COMPANY	274.25
399330	131550	NANCY G NELSON	620.58
399331	109843	NEXTEL PARTNERS INC	972.38
399334	138288	PAPIO TRANSPORT SCHOOL SERVICE INC	29,820.00
399335	108098	ANGELO D PASSARELLI	50.20
399336	107783	HEIDI T PENKE	415.56
399337	132656	JANET L PERRONE	632.83
399338	072400	PHI DELTA KAPPA	93.00
399339	109845	CHRISTINA PREUSS	29.81
399340	139500	CHRISTOPHER D RAABE	45.00
399341	137208	NIVEDITHA RAJAGOPALAN	60.00
399342	078420	RAWSON & SONS ROOFING, INC.	7,465.00
399343	138920	CAITLIN E RAY	40.00
399344	138302	TRENT RENKEN	50.00
399345	139455	MARCUS RICHARDSON	350.00
399347	082920	MARTI K SEIBERLING	19.99
399348	134189	JODY L SEMPEK	292.54

Date: 12/12/2012

# Millard Public Schools

## Check Register

Prepared for the Board Meeting of December 17, 2012

Check No	Vend No	Vendor Name	Amount
399349	139501	BRET M SIEPKER	162.73
399351	139502	RACHAEL A SKILES	23.56
399353	137660	JOHN M SPEHN	71.51
399355	139430	KARLA K SULLIVAN	82.50
399356	137186	KELLY M THIELEN	45.00
399357	107959	NANCY C THORNLAD	248.42
399358	139258	LINDSEY S TIERNEY	37.01
399360	090242	UNITED PARCEL SERVICE	521.03
399361	068834	UNIVERSITY OF NEBRASKA-LINCOLN	50.00
399362	090625	US POSTAL SERVICE	380.00
399363	137194	JOY J WALLAR	167.89
399364	134658	CRAIG T WHALEY	437.03
399365	138496	WRIGHT EXPRESS FINANCIAL SVCS CORP	10,406.83
399367	096200	YOUNG & WHITE	19,914.15
<b>Total for GENERAL FUND</b>			<b>114,273.58</b>
23885	138824	TRAYTAISA S MAYFIELD	0.00
23886	137889	SARAH J BANIK	111.20
23887	139051	ALEXANDER J BOYER	48.65
23888	135057	KATHERINE L BOYLE	35.35
23889	106893	WICHITA WATER CONDITIONING INC	35.12
23890	139373	DANIELA R DUCKERT	45.18
23891	139052	DYLAN P FESSLER	83.40
23892	135983	ENCORE ONE LLC	2,411.63
23893	138574	LAUREN N GRIEB	48.65
23894	139422	TYLER JOHNSON	45.56
23895	138823	ASHLEY L KENNEDY	93.83
23896	137162	TAYLOR M KIM	97.30
23897	137633	ANGELA M LEUSCHEN	13.32
23898	138824	TRAYTAISA S MAYFIELD	145.95
23899	139053	ALLYSSA M MERRITT	177.23
23900	136279	MILLARD PUBLIC SCHOOL CLEARING ACCT	213.08
23901	138924	BRIANNE M PARKER	36.49
23902	102445	EDRIE K PEARCE	140.41
23903	138967	TYLER J PEDERSON	74.71
23904	139054	ROY ANTHONY PHILLIPS	93.83
23905	138491	MARISOL SORIANO	59.08
23906	138867	BRANDI R WASHINGTON	83.40
23907	139374	CLAYTON DEAN WEDERQUIST	24.33
23908	137672	CARLY J WHITE	111.20
23909	131241	MARCIA L WILLIAMS	25.75
23910	138868	JOSHUA E ZACH	31.28
23911	139423	DYLAN ZIMMERMAN	43.44
<b>Total for FOOD SERVICE</b>			<b>4,329.37</b>
399289	130648	DOSTALS CONSTRUCTION CO INC	6,920.00
399346	133781	B & K MANAGEMENT INC	23,421.00



# Millard Public Schools

## Check Register

Prepared for the Board Meeting of December 17, 2012

Check No	Vend No	Vendor Name	Amount
399359	135207	ULEMAN ENTERPRISES INC	9,151.67
<b>Total for SPECIAL BUILDING</b>			<b>39,492.67</b>
399219	132878	HY-VEE INC	47.80
399238	139492	DEFY GRAVITY LLC	100.00
399269	139469	CINDY S BARRON	159.97
399272	139123	TRESSA J BRUMMEL	310.50
399274	138032	DENISE L CANIGLIA	72.76
399280	137013	NANCY S COLE	35.70
399286	106713	ANDREW S DEFREECE	317.32
399290	037525	EDUCATIONAL SERVICE UNIT #3	360.00
399294	131636	LAURIE A FITZPATRICK	22.61
399321	135022	REBECCA A MERTINS	23.67
399324	137467	DIANE M MYNSTER	181.92
399328	068415	NEBRASKA COUNCIL OF SCHOOL	300.00
<b>Total for GRANT FUND</b>			<b>1,932.25</b>
399350	138887	SIMPLYWELL LLC	1,620.00
<b>Total for</b>			<b>1,620.00</b>
399217	132423	HEWLETT PACKARD CO	669.78
399246	135166	RONDA LOVERIDGE	1,548.00
399268	139226	KIRA M BARRETT	65.00
399276	139369	FLORENTINA MIHAELA CARL	32.50
399278	138324	REGG CARNES	100.00
399281	139497	ELIZABETH COLLINGSWORTH	360.00
399285	138765	JACOB JOHN CONNOR CUNNINGHAM	37.50
399287	138160	HEIDI DEMUTH	96.00
399288	139490	DANICA DOOLITTLE	40.00
399293	138314	OLIVIA FISHER	32.50
399295	138891	LYNSY FLYR	145.00
399303	138726	EMMA HRLEVICH	20.00
399311	138199	MELISSA C JOHNSON	215.00
399314	139370	CHARLES P KRENK	112.50
399315	139371	SOPHIA D LAMBERT	65.00
399320	139372	JACK W LUDDY	145.00
399322	064980	MIDWEST SOUND & LIGHTING INC	913.00
399325	139171	SIENNA O NANIA	252.00
399327	138940	CAROLYN A WEISBECKER	144.00
399352	139181	ELIZABETH SNYDER	75.00
399354	139182	MATTHEW STEIER	32.50
399366	139489	ALEXANDRIA YAKES	40.00
<b>Total for ACTIVITY FUND</b>			<b>5,140.28</b>
<b>Report Total</b>			<b>166,788.15</b>

## Current Cash Balance

Sorted by Site ID, Group ID, Activity ID.  
From 10/01/2012 to 10/31/2012.

Site ID	Site Name	Beginning Cash	Receipts	Disbursements	Adjustments	Cash Balance
Group ID	Group Name					
Activity ID	Activity Name					
DSAC	Don Stroh Administration Center					
A	ACTIVITY GENERAL					
1010	General Admin	146,386.00	13.43	0.00	0.00	146,399.43
1025	Savings	-157,378.17	0.00	0.00	0.00	-157,378.17
1030	Staff Vending	8,586.67	0.00	361.15	0.00	8,225.52
	A Totals:	-2,405.50	13.43	361.15	0.00	-2,753.22
E	ADMINISTRATIVE CUSTODIAL					
5005	Activity Express	57,143.22	4,400.00	1,820.50	0.00	59,722.72
5060	Hospitality	29.59	0.00	0.00	0.00	29.59
5062	Ed Services Hospitality	145.72	0.00	0.00	0.00	145.72
5096	MPS Activities Calendar	11,446.36	0.00	0.00	0.00	11,446.36
5098	NFUSSD	0.00	0.00	0.00	0.00	0.00
5140	PayBac	0.00	0.00	0.00	0.00	0.00
5165	Logo Sales	1,103.92	1,122.00	0.00	0.00	2,225.92
5176	Student Showcase	60.00	0.00	0.00	0.00	60.00
5177	Staff Development	0.00	0.00	0.00	0.00	0.00
5178	STOP Hunger	4.84	0.00	0.00	0.00	4.84
5225	WF Student Donation	5,660.18	0.00	0.00	0.00	5,660.18
5250	Instrument Rental	32,184.50	0.00	0.00	0.00	32,184.50
5255	South Swim Lessons	7,505.00	0.00	0.00	0.00	7,505.00
5260	North Swim Lessons	4,900.00	0.00	50.00	0.00	4,850.00
5265	West Swim Lessons	5,680.00	0.00	0.00	0.00	5,680.00
5270	North Open Swim	0.00	0.00	0.00	0.00	0.00
5275	West Open Swim	0.00	0.00	0.00	0.00	0.00
5280	South Open Swim	0.00	0.00	0.00	0.00	0.00
5285	Maintenance Vending	267.62	0.00	0.00	0.00	267.62
5290	Tech Vending	2,674.41	0.00	0.00	0.00	2,674.41
5295	Facility Use Rental Fee	168,865.86	12,574.50	0.00	0.00	181,440.36
5300	Facility Use Building Access	4,732.00	5,424.00	0.00	0.00	10,156.00
5305	Facility Use Staffing	4,744.00	5,308.25	0.00	0.00	10,052.25
5310	Check Collection	384.65	559.20	559.20	0.00	384.65
	E Totals:	307,531.87	29,387.95	2,429.70	0.00	334,490.12
Q	STUDENT FEE FUND					
7195	HAL Field Trips	743.50	3,027.00	1,085.50	0.00	2,685.00
	Q Totals:	743.50	3,027.00	1,085.50	0.00	2,685.00
	DSAC Totals:	305,869.87	32,428.38	3,876.35	0.00	334,421.90

## Current Cash Balance

Sorted by Site ID, Group ID, Activity ID.  
From 10/01/2012 to 10/31/2012.

Site ID	Site Name	Beginning Cash	Receipts	Disbursements	Adjustments	Cash Balance
Group ID	Group Name					
Activity ID	Activity Name					
Abbott	Abbott Elementary					
A	ACTIVITY GENERAL					
1010	General Admin	29,335.04	1,785.02	2,192.97	0.00	28,927.09
1030	Staff Vending	819.14	0.00	0.00	0.00	819.14
	A Totals:	30,154.18	1,785.02	2,192.97	0.00	29,746.23
D	CLUBS AND ORGANIZATIONS					
4040	Art	0.00	0.00	0.00	0.00	0.00
4230	Environmental Club	0.00	0.00	0.00	0.00	0.00
4440	Leadership Club	0.00	0.00	0.00	0.00	0.00
4500	Music	0.00	0.00	0.00	0.00	0.00
4540	Other Clubs	0.00	0.00	0.00	0.00	0.00
4580	Reading	0.00	0.00	0.00	0.00	0.00
4620	Safety Patrol	0.00	0.00	0.00	0.00	0.00
4660	Spanish Club	0.00	0.00	0.00	0.00	0.00
4710	Student Council	332.04	0.00	64.00	0.00	268.04
4760	World Language	102.48	0.00	0.00	0.00	102.48
	D Totals:	434.52	0.00	64.00	0.00	370.52
E	ADMINISTRATIVE CUSTODIAL					
5040	Fundraising-General	0.00	0.00	0.00	0.00	0.00
5060	Hospitality	0.00	0.00	0.00	0.00	0.00
5080	Media	1,194.62	1,749.82	818.36	0.00	2,126.08
5180	Teacher Fund/Grants	0.00	395.00	0.00	0.00	395.00
	E Totals:	1,194.62	2,144.82	818.36	0.00	2,521.08
Q	STUDENT FEE FUND					
7000	KG Field Trips	0.00	37,899.00	1,291.10	0.00	36,607.90
7010	1st Grade Field Trips	0.00	-36,426.80	0.00	0.00	-36,426.80
7020	2nd Grade Field Trips	0.00	0.00	0.00	0.00	0.00
7030	3rd Grade Field Trips	0.00	504.15	0.00	0.00	504.15
7040	4th Grade Field Trips	795.00	0.00	538.68	0.00	256.32
7050	5th Grade Field Trips	0.00	408.06	289.50	0.00	118.56
7900	Field Trips-Other	-518.75	0.00	0.00	0.00	-518.75
	Q Totals:	276.25	2,384.41	2,119.28	0.00	541.38
Abbott	Totals:	32,059.57	6,314.25	5,194.61	0.00	33,179.21

## Current Cash Balance

Sorted by Site ID, Group ID, Activity ID.  
From 10/01/2012 to 10/31/2012.

Site ID	Site Name	Group ID	Group Name	Activity ID	Activity Name	Beginning Cash	Receipts	Disbursements	Adjustments	Cash Balance
Ackerm	Ackerman Elementary									
A	ACTIVITY GENERAL									
	1010				General Admin	7,792.28	1.67	397.03	0.00	7,396.92
	1030				Staff Vending	113.81	0.00	0.00	0.00	113.81
				A	Totals:	7,906.09	1.67	397.03	0.00	7,510.73
D	CLUBS AND ORGANIZATIONS									
	4040				Art	6,269.31	0.00	0.00	0.00	6,269.31
	4070				Birthday Book Club	716.04	0.00	0.00	0.00	716.04
	4140				Choir	0.00	0.00	0.00	0.00	0.00
	4270				Field Day	639.02	0.00	0.00	0.00	639.02
	4580				Reading	594.00	265.00	224.00	0.00	635.00
	4710				Student Council	345.85	0.00	0.00	0.00	345.85
	4770				Yearbook	-355.41	8.00	0.00	0.00	-347.41
				D	Totals:	8,208.81	273.00	224.00	0.00	8,257.81
E	ADMINISTRATIVE CUSTODIAL									
	5040				Fundraising-General	503.12	0.00	0.00	0.00	503.12
	5060				Hospitality	0.00	0.00	0.00	0.00	0.00
	5070				Library	218.66	2,333.96	1,114.53	0.00	1,438.09
	5110				Other Student Activities	0.00	0.00	0.00	0.00	0.00
	5140				PayBac	151.90	50.00	0.00	0.00	201.90
	5180				Teacher Fund/Grants	387.61	568.94	0.00	0.00	956.55
				E	Totals:	1,261.29	2,952.90	1,114.53	0.00	3,099.66
Q	STUDENT FEE FUND									
	7000				KG Field Trips	0.00	484.30	656.00	0.00	-171.70
	7010				1st Grade Field Trips	343.30	214.00	769.00	0.00	-211.70
	7020				2nd Grade Field Trips	0.00	482.00	802.00	0.00	-320.00
	7030				3rd Grade Field Trips	135.61	782.80	519.66	0.00	398.75
	7040				4th Grade Field Trips	-7.25	0.00	720.30	0.00	-727.55
	7050				5th Grade Field Trips	46.40	0.00	286.60	0.00	-240.20
	7900				Field Trips-Other	0.00	0.00	0.00	0.00	0.00
				Q	Totals:	518.06	1,963.10	3,753.56	0.00	-1,272.40
				Ackerma	Totals:	17,894.25	5,190.67	5,489.12	0.00	17,595.80

## Current Cash Balance

Sorted by Site ID, Group ID, Activity ID.  
From 10/01/2012 to 10/31/2012.

Site ID	Site Name	Beginning Cash	Receipts	Disbursements	Adjustments	Cash Balance
Group ID	Group Name					
Activity ID	Activity Name					
Aldrich	Aldrich Elementary					
A	ACTIVITY GENERAL					
1010	General Admin	22,940.64	470.00	2,495.66	0.00	20,914.98
1030	Staff Vending	268.19	0.00	0.00	0.00	268.19
	A Totals:	23,208.83	470.00	2,495.66	0.00	21,183.17
D	CLUBS AND ORGANIZATIONS					
4040	Art	0.00	0.00	0.00	0.00	0.00
4070	Birthday Book Club	384.84	20.00	0.00	0.00	404.84
4710	Student Council	-18.16	0.00	0.00	0.00	-18.16
	D Totals:	366.68	20.00	0.00	0.00	386.68
E	ADMINISTRATIVE CUSTODIAL					
5040	Fundraising-General	0.00	0.00	0.00	0.00	0.00
5060	Hospitality	0.00	0.00	0.00	0.00	0.00
5070	Library	339.96	11.56	0.00	0.00	351.52
	E Totals:	339.96	11.56	0.00	0.00	351.52
Q	STUDENT FEE FUND					
7000	KG Field Trips	49.96	0.00	0.00	0.00	49.96
7010	1st Grade Field Trips	376.80	0.00	0.00	0.00	376.80
7020	2nd Grade Field Trips	948.16	0.00	306.60	0.00	641.56
7030	3rd Grade Field Trips	488.88	0.00	0.00	0.00	488.88
7040	4th Grade Field Trips	599.09	0.00	0.00	0.00	599.09
7050	5th Grade Field Trips	410.83	0.00	570.60	0.00	-159.77
7900	Field Trips-Other	-2,599.43	0.00	0.00	0.00	-2,599.43
	Q Totals:	274.29	0.00	877.20	0.00	-602.91
	Aldrich Totals:	24,189.76	501.56	3,372.86	0.00	21,318.46

## Current Cash Balance

Sorted by Site ID, Group ID, Activity ID.  
From 10/01/2012 to 10/31/2012.

Site ID	Site Name	Beginning Cash	Receipts	Disbursements	Adjustments	Cash Balance
Group ID	Group Name					
Activity ID	Activity Name					
BlackEl	Black Elk Elementary					
A	ACTIVITY GENERAL					
1010	General Admin	5,761.22	46.40	450.27	0.00	5,357.35
1020	Volunteers-General	31,967.48	-14.50	3,750.32	-246.50	27,956.16
1030	Staff Vending	221.67	0.00	0.00	0.00	221.67
	A Totals:	37,950.37	31.90	4,200.59	-246.50	33,535.18
D	CLUBS AND ORGANIZATIONS					
4040	Art	1,052.41	0.00	0.00	0.00	1,052.41
4070	Birthday Book Club	4,248.33	89.95	0.00	0.00	4,338.28
4140	Choir	193.50	-115.00	3,030.00	0.00	-2,951.50
4270	Field Day	2,712.01	0.00	8.86	0.00	2,703.15
4540	Other Clubs	2,055.21	3,025.00	0.00	0.00	5,080.21
4580	Reading	50.65	0.00	0.00	0.00	50.65
4710	Student Council	1,758.12	219.50	133.83	0.00	1,843.79
	D Totals:	12,070.23	3,219.45	3,172.69	0.00	12,116.99
E	ADMINISTRATIVE CUSTODIAL					
5040	Fundraising-General	1,593.46	0.00	683.04	0.00	910.42
5065	Hospitality-VIP	275.66	0.00	0.00	0.00	275.66
5080	Media	4,097.23	0.00	0.00	0.00	4,097.23
5100	Other Adm Custodial	447.00	0.00	0.00	0.00	447.00
5110	Other Student Activities	72.10	0.00	0.00	0.00	72.10
	E Totals:	6,485.45	0.00	683.04	0.00	5,802.41
Q	STUDENT FEE FUND					
7000	KG Field Trips	0.00	350.00	0.00	0.00	350.00
7010	1st Grade Field Trips	0.00	138.50	246.50	246.50	138.50
7020	2nd Grade Field Trips	0.00	606.65	288.60	0.00	318.05
7030	3rd Grade Field Trips	341.22	0.00	0.00	0.00	341.22
7040	4th Grade Field Trips	0.00	0.00	0.00	0.00	0.00
7050	5th Grade Field Trips	0.00	679.50	267.46	0.00	412.04
7900	Field Trips-Other	0.00	0.00	0.00	0.00	0.00
	Q Totals:	341.22	1,774.65	802.56	246.50	1,559.81
	BlackElk Totals:	56,847.27	5,026.00	8,858.88	0.00	53,014.39

## Current Cash Balance

Sorted by Site ID, Group ID, Activity ID.  
From 10/01/2012 to 10/31/2012.

Site ID	Site Name	Group ID	Group Name	Activity ID	Activity Name	Beginning Cash	Receipts	Disbursements	Adjustments	Cash Balance
Bryan	Bryan Elementary School									
A	ACTIVITY GENERAL									
	1010		General Admin			9,838.55	0.78	871.72	0.00	8,967.61
	1030		Staff Vending			464.57	0.00	0.00	0.00	464.57
		A	Totals:			10,303.12	0.78	871.72	0.00	9,432.18
D	CLUBS AND ORGANIZATIONS									
	4040		Art			20.21	0.00	0.00	0.00	20.21
	4220		Drama Club			8.50	0.00	0.00	0.00	8.50
	4710		Student Council			495.22	0.00	0.00	0.00	495.22
		D	Totals:			523.93	0.00	0.00	0.00	523.93
E	ADMINISTRATIVE CUSTODIAL									
	5040		Fundraising-General			675.47	0.00	0.00	0.00	675.47
	5060		Hospitality			0.00	0.00	0.00	0.00	0.00
	5080		Media			4,884.15	1,281.92	0.00	0.00	6,166.07
		E	Totals:			5,559.62	1,281.92	0.00	0.00	6,841.54
Q	STUDENT FEE FUND									
	7000		KG Field Trips			0.00	0.00	0.00	0.00	0.00
	7010		1st Grade Field Trips			500.00	192.00	416.24	0.00	275.76
	7020		2nd Grade Field Trips			0.00	0.00	0.00	0.00	0.00
	7030		3rd Grade Field Trips			0.00	371.25	252.00	0.00	119.25
	7040		4th Grade Field Trips			500.00	520.00	360.00	0.00	660.00
	7050		5th Grade Field Trips			623.97	0.00	555.74	0.00	68.23
	7900		Field Trips-Other			0.00	0.00	0.00	0.00	0.00
		Q	Totals:			1,623.97	1,083.25	1,583.98	0.00	1,123.24
		Bryan	Totals:			18,010.64	2,365.95	2,455.70	0.00	17,920.89

## Current Cash Balance

Sorted by Site ID, Group ID, Activity ID.  
From 10/01/2012 to 10/31/2012.

Site ID	Site Name	Beginning Cash	Receipts	Disbursements	Adjustments	Cash Balance
Group ID	Group Name					
Activity ID	Activity Name					
Cather	Cather Elementary					
A	ACTIVITY GENERAL					
1010	General Admin	12,963.28	1,719.12	777.48	0.00	13,904.92
1030	Staff Vending	-43.46	0.00	0.00	0.00	-43.46
	A Totals:	12,919.82	1,719.12	777.48	0.00	13,861.46
D	CLUBS AND ORGANIZATIONS					
4040	Art	0.00	0.00	0.00	0.00	0.00
4090	Bowling Club	14.95	0.00	0.00	0.00	14.95
4540	Other Clubs	0.00	0.00	0.00	0.00	0.00
4610	SAFE/DARE/Drug Free	77.23	0.00	0.00	0.00	77.23
4710	Student Council	2,922.69	0.00	922.23	0.00	2,000.46
	D Totals:	3,014.87	0.00	922.23	0.00	2,092.64
E	ADMINISTRATIVE CUSTODIAL					
5040	Fundraising-General	0.00	0.00	0.00	0.00	0.00
5060	Hospitality	0.00	0.00	0.00	0.00	0.00
5070	Library	4,434.22	2,077.06	715.67	0.00	5,795.61
5140	PayBac	3,474.31	422.88	371.30	0.00	3,525.89
	E Totals:	7,908.53	2,499.94	1,086.97	0.00	9,321.50
Q	STUDENT FEE FUND					
7000	KG Field Trips	184.00	352.00	476.00	0.00	60.00
7010	1st Grade Field Trips	201.72	352.00	448.00	0.00	105.72
7020	2nd Grade Field Trips	0.00	0.00	0.00	0.00	0.00
7030	3rd Grade Field Trips	0.00	0.00	0.00	0.00	0.00
7040	4th Grade Field Trips	-144.00	0.00	0.00	0.00	-144.00
7050	5th Grade Field Trips	0.00	0.00	0.00	0.00	0.00
7900	Field Trips-Other	1,000.00	0.00	559.00	0.00	441.00
	Q Totals:	1,241.72	704.00	1,483.00	0.00	462.72
	Cather Totals:	25,084.94	4,923.06	4,269.68	0.00	25,738.32



## Current Cash Balance

Sorted by Site ID, Group ID, Activity ID.  
From 10/01/2012 to 10/31/2012.

Site ID	Site Name	Beginning Cash	Receipts	Disbursements	Adjustments	Cash Balance
Group ID	Group Name					
Activity ID	Activity Name					
Cody	Cody Elementary School					
A	ACTIVITY GENERAL					
1010	General Admin	3,028.71	1,257.31	502.86	0.00	3,783.16
1030	Staff Vending	180.84	0.00	0.00	0.00	180.84
1050	Projects/Support	547.30	0.00	0.00	0.00	547.30
	A Totals:	3,756.85	1,257.31	502.86	0.00	4,511.30
D	CLUBS AND ORGANIZATIONS					
4040	Art	0.00	0.00	0.00	0.00	0.00
4140	Choir	67.66	0.00	0.00	0.00	67.66
4540	Other Clubs	274.36	0.00	0.00	0.00	274.36
4710	Student Council	1,747.48	677.65	356.00	0.00	2,069.13
	D Totals:	2,089.50	677.65	356.00	0.00	2,411.15
E	ADMINISTRATIVE CUSTODIAL					
5040	Fundraising-General	0.00	0.00	0.00	0.00	0.00
5060	Hospitality	0.00	0.00	0.00	0.00	0.00
5080	Media	2,699.99	827.99	0.00	0.00	3,527.98
5110	Other Student Activities	330.73	0.00	0.00	0.00	330.73
5165	Logo Sales	1,138.11	488.50	0.00	0.00	1,626.61
5170	Student Notebooks	0.00	0.00	0.00	0.00	0.00
	E Totals:	4,168.83	1,316.49	0.00	0.00	5,485.32
Q	STUDENT FEE FUND					
7000	KG Field Trips	0.00	0.00	0.00	0.00	0.00
7010	1st Grade Field Trips	1,000.00	196.00	385.00	0.00	811.00
7020	2nd Grade Field Trips	0.00	0.00	0.00	0.00	0.00
7030	3rd Grade Field Trips	0.00	0.00	0.00	0.00	0.00
7040	4th Grade Field Trips	0.00	0.00	0.00	0.00	0.00
7050	5th Grade Field Trips	0.00	0.00	0.00	0.00	0.00
7900	Field Trips-Other	0.00	0.00	0.00	0.00	0.00
	Q Totals:	1,000.00	196.00	385.00	0.00	811.00
	Cody Totals:	11,015.18	3,447.45	1,243.86	0.00	13,218.77

## Current Cash Balance

Sorted by Site ID, Group ID, Activity ID.  
From 10/01/2012 to 10/31/2012.

Site ID	Site Name	Beginning Cash	Receipts	Disbursements	Adjustments	Cash Balance
Group ID	Group Name					
Activity ID	Activity Name					
Cottonw	Cottonwood Elementary School					
A	ACTIVITY GENERAL					
1010	General Admin	18,577.58	1,146.08	391.43	0.00	19,332.23
1030	Staff Vending	-388.55	0.00	0.00	0.00	-388.55
	A Totals:	18,189.03	1,146.08	391.43	0.00	18,943.68
D	CLUBS AND ORGANIZATIONS					
4040	Art	0.00	0.00	0.00	0.00	0.00
4580	Reading	0.00	0.00	0.00	0.00	0.00
4610	SAFE/DARE/Drug Free	0.00	0.00	0.00	0.00	0.00
4710	Student Council	2,637.07	0.00	0.00	0.00	2,637.07
4750	Volunteer Club	0.00	0.00	0.00	0.00	0.00
	D Totals:	2,637.07	0.00	0.00	0.00	2,637.07
E	ADMINISTRATIVE CUSTODIAL					
5040	Fundraising-General	0.00	0.00	0.00	0.00	0.00
5060	Hospitality	0.00	0.00	0.00	0.00	0.00
5070	Library	1,022.81	1,637.87	918.59	0.00	1,742.09
5180	Teacher Fund/Grants	191.00	0.00	0.00	0.00	191.00
	E Totals:	1,213.81	1,637.87	918.59	0.00	1,933.09
Q	STUDENT FEE FUND					
7000	KG Field Trips	0.00	0.00	0.00	0.00	0.00
7010	1st Grade Field Trips	0.00	562.30	543.00	0.00	19.30
7020	2nd Grade Field Trips	278.85	350.00	296.60	0.00	332.25
7030	3rd Grade Field Trips	0.00	0.00	0.00	0.00	0.00
7040	4th Grade Field Trips	275.81	454.75	462.00	0.00	268.56
7050	5th Grade Field Trips	0.00	0.00	0.00	0.00	0.00
7900	Field Trips-Other	0.00	0.00	0.00	0.00	0.00
	Q Totals:	554.66	1,367.05	1,301.60	0.00	620.11
	Cottonw Totals:	22,594.57	4,151.00	2,611.62	0.00	24,133.95

## Current Cash Balance

Sorted by Site ID, Group ID, Activity ID.  
From 10/01/2012 to 10/31/2012.

Site ID Group ID	Site Name Group Name Activity ID Activity Name	Beginning Cash	Receipts	Disbursements	Adjustments	Cash Balance
Disney	Disney Elementary					
A	ACTIVITY GENERAL					
	1010 General Admin	6,314.09	64.40	298.00	0.00	6,080.49
	1030 Staff Vending	471.98	0.00	250.00	0.00	221.98
	A Totals:	6,786.07	64.40	548.00	0.00	6,302.47
D	CLUBS AND ORGANIZATIONS					
	4040 Art	0.00	0.00	0.00	0.00	0.00
	4710 Student Council	625.59	389.29	389.29	0.00	625.59
	D Totals:	625.59	389.29	389.29	0.00	625.59
E	ADMINISTRATIVE CUSTODIAL					
	5040 Fundraising-General	0.00	0.00	0.00	0.00	0.00
	5060 Hospitality	0.00	0.00	0.00	0.00	0.00
	5070 Library	1,610.81	581.37	832.48	0.00	1,359.70
	5120 P.E.	449.90	0.00	37.17	0.00	412.73
	E Totals:	2,060.71	581.37	869.65	0.00	1,772.43
Q	STUDENT FEE FUND					
	7000 KG Field Trips	0.00	0.00	0.00	0.00	0.00
	7010 1st Grade Field Trips	0.00	0.00	0.00	0.00	0.00
	7020 2nd Grade Field Trips	0.00	0.00	0.00	0.00	0.00
	7030 3rd Grade Field Trips	0.00	0.00	0.00	0.00	0.00
	7040 4th Grade Field Trips	0.00	0.00	0.00	0.00	0.00
	7050 5th Grade Field Trips	0.00	0.00	0.00	0.00	0.00
	7090 ACP (SpEd) Trips	0.00	0.00	0.00	0.00	0.00
	7900 Field Trips-Other	0.00	0.00	0.00	0.00	0.00
	Q Totals:	0.00	0.00	0.00	0.00	0.00
	Disney Totals:	9,472.37	1,035.06	1,806.94	0.00	8,700.49

## Current Cash Balance

Sorted by Site ID, Group ID, Activity ID.  
From 10/01/2012 to 10/31/2012.

Site ID Group ID	Site Name Group Name Activity ID Activity Name	Beginning Cash	Receipts	Disbursements	Adjustments	Cash Balance
Ezra	Ezra Elementary					
A	ACTIVITY GENERAL					
	1010 General Admin	11,193.28	1,320.80	860.21	0.00	11,653.87
	1030 Staff Vending	100.80	0.00	0.00	0.00	100.80
	A Totals:	11,294.08	1,320.80	860.21	0.00	11,754.67
D	CLUBS AND ORGANIZATIONS					
	4010 40 Assets	0.00	240.00	240.00	0.00	0.00
	4040 Art	0.00	0.00	0.00	0.00	0.00
	4090 Bowling Club	0.00	0.00	0.00	0.00	0.00
	4500 Music	308.57	0.00	281.23	0.00	27.34
	D Totals:	308.57	240.00	521.23	0.00	27.34
E	ADMINISTRATIVE CUSTODIAL					
	5040 Fundraising-General	222.00	73.50	0.00	0.00	295.50
	5060 Hospitality	0.00	0.00	0.00	0.00	0.00
	5070 Library	4,373.83	1,880.52	980.65	0.00	5,273.70
	5110 Other Student Activities	0.00	0.00	0.00	0.00	0.00
	5165 Logo Sales	3,929.00	0.00	3,177.00	0.00	752.00
	5170 Student Notebooks	0.00	0.00	0.00	0.00	0.00
	E Totals:	8,524.83	1,954.02	4,157.65	0.00	6,321.20
Q	STUDENT FEE FUND					
	7000 KG Field Trips	262.75	131.25	175.26	-256.00	-37.26
	7010 1st Grade Field Trips	0.00	0.00	219.00	0.00	-219.00
	7020 2nd Grade Field Trips	150.00	0.00	156.30	0.00	-6.30
	7030 3rd Grade Field Trips	0.00	0.00	0.00	0.00	0.00
	7040 4th Grade Field Trips	0.00	884.50	0.00	0.00	884.50
	7050 5th Grade Field Trips	0.00	0.00	0.00	0.00	0.00
	7090 ACP (SpEd) Trips	0.00	0.00	0.00	0.00	0.00
	7900 Field Trips-Other	-256.00	0.00	0.00	256.00	0.00
	Q Totals:	156.75	1,015.75	550.56	0.00	621.94
	Ezra Totals:	20,284.23	4,530.57	6,089.65	0.00	18,725.15

## Current Cash Balance

Sorted by Site ID, Group ID, Activity ID.  
From 10/01/2012 to 10/31/2012.

Site ID Group ID	Site Name Group Name	Activity ID	Activity Name	Beginning Cash	Receipts	Disbursements	Adjustments	Cash Balance
HarveyO Harvey Oaks Elementary								
A	ACTIVITY GENERAL							
	1010		General Admin	5,032.72	700.23	1,388.63	15.00	4,359.32
	1030		Staff Vending	62.26	0.00	0.00	0.00	62.26
	A Totals:			5,094.98	700.23	1,388.63	15.00	4,421.58
D	CLUBS AND ORGANIZATIONS							
	4040		Art	0.00	0.00	0.00	0.00	0.00
	4140		Choir	0.00	0.00	0.00	0.00	0.00
	4620		Safety Patrol	-56.98	0.00	0.00	0.00	-56.98
	4710		Student Council	131.39	135.37	120.37	-15.00	131.39
	D Totals:			74.41	135.37	120.37	-15.00	74.41
E	ADMINISTRATIVE CUSTODIAL							
	5040		Fundraising-General	146.81	0.00	0.00	0.00	146.81
	5050		HAL	-34.15	0.00	0.00	0.00	-34.15
	5060		Hospitality	0.00	0.00	0.00	0.00	0.00
	5070		Library	285.92	48.00	104.91	0.00	229.01
	5180		Teacher Fund/Grants	0.00	0.00	0.00	0.00	0.00
	E Totals:			398.58	48.00	104.91	0.00	341.67
Q	STUDENT FEE FUND							
	7000		KG Field Trips	71.55	220.90	457.73	0.00	-165.28
	7010		1st Grade Field Trips	0.00	0.00	418.00	0.00	-418.00
	7020		2nd Grade Field Trips	0.00	0.00	0.00	0.00	0.00
	7030		3rd Grade Field Trips	0.00	0.00	0.00	0.00	0.00
	7040		4th Grade Field Trips	0.00	0.00	0.00	0.00	0.00
	7050		5th Grade Field Trips	0.00	0.00	0.00	0.00	0.00
	7900		Field Trips-Other	0.00	0.00	0.00	0.00	0.00
	Q Totals:			71.55	220.90	875.73	0.00	-583.28
HarveyO Totals:				5,639.52	1,104.50	2,489.64	0.00	4,254.38

## Current Cash Balance

Sorted by Site ID, Group ID, Activity ID.  
From 10/01/2012 to 10/31/2012.

Site ID	Site Name	Group ID	Group Name	Activity ID	Activity Name	Beginning Cash	Receipts	Disbursements	Adjustments	Cash Balance
Hitchco	Hitchcock Elementary									
A	ACTIVITY GENERAL									
	1010		General Admin			18,543.95	757.20	1,241.76	0.00	18,059.39
	1030		Staff Vending			894.76	0.00	28.50	0.00	866.26
		A	Totals:			19,438.71	757.20	1,270.26	0.00	18,925.65
D	CLUBS AND ORGANIZATIONS									
	4040		Art			3,786.01	0.00	0.00	0.00	3,786.01
	4540		Other Clubs			0.00	0.00	0.00	0.00	0.00
	4580		Reading			2,815.96	0.00	0.00	0.00	2,815.96
	4710		Student Council			377.72	0.00	0.00	0.00	377.72
		D	Totals:			6,979.69	0.00	0.00	0.00	6,979.69
E	ADMINISTRATIVE CUSTODIAL									
	5040		Fundraising-General			1,243.00	0.00	0.00	0.00	1,243.00
	5060		Hospitality			32.50	0.00	0.00	0.00	32.50
	5070		Library			38.09	78.47	0.00	0.00	116.56
	5165		Logo Sales			74.62	0.00	0.00	0.00	74.62
		E	Totals:			1,388.21	78.47	0.00	0.00	1,466.68
Q	STUDENT FEE FUND									
	7000		KG Field Trips			0.00	0.00	0.00	0.00	0.00
	7010		1st Grade Field Trips			0.00	0.00	0.00	0.00	0.00
	7020		2nd Grade Field Trips			0.00	440.28	231.80	0.00	208.48
	7030		3rd Grade Field Trips			0.00	0.00	0.00	0.00	0.00
	7040		4th Grade Field Trips			0.00	0.00	0.00	0.00	0.00
	7050		5th Grade Field Trips			0.00	0.00	0.00	0.00	0.00
	7090		ACP (SpEd) Trips			0.00	0.00	0.00	0.00	0.00
	7140		Mini-Classes			0.00	0.00	0.00	0.00	0.00
	7900		Field Trips-Other			0.00	0.00	0.00	0.00	0.00
		Q	Totals:			0.00	440.28	231.80	0.00	208.48
		Hitchcoc	Totals:			27,806.61	1,275.95	1,502.06	0.00	27,580.50

## Current Cash Balance

Sorted by Site ID, Group ID, Activity ID.  
From 10/01/2012 to 10/31/2012.

Site ID	Site Name	Group ID	Group Name	Activity ID	Activity Name	Beginning Cash	Receipts	Disbursements	Adjustments	Cash Balance
HollingH	Holling Heights Elementary									
A	ACTIVITY GENERAL									
	1010		General Admin			17,564.97	1,896.01	2,277.90	0.00	17,183.08
	1030		Staff Vending			912.96	0.00	0.00	0.00	912.96
		A	Totals:			18,477.93	1,896.01	2,277.90	0.00	18,096.04
D	CLUBS AND ORGANIZATIONS									
	4710		Student Council			2,594.51	0.00	0.00	0.00	2,594.51
		D	Totals:			2,594.51	0.00	0.00	0.00	2,594.51
E	ADMINISTRATIVE CUSTODIAL									
	5070		Library			5,023.53	68.09	641.83	0.00	4,449.79
	5140		PayBac			922.85	25.21	0.00	0.00	948.06
	5180		Teacher Fund/Grants			0.00	0.00	0.00	0.00	0.00
		E	Totals:			5,946.38	93.30	641.83	0.00	5,397.85
Q	STUDENT FEE FUND									
	7000		KG Field Trips			45.65	0.00	45.65	0.00	0.00
	7010		1st Grade Field Trips			0.00	0.00	0.00	0.00	0.00
	7020		2nd Grade Field Trips			0.00	0.00	0.00	0.00	0.00
	7030		3rd Grade Field Trips			0.00	0.00	0.00	0.00	0.00
	7040		4th Grade Field Trips			0.00	922.50	795.00	0.00	127.50
	7050		5th Grade Field Trips			0.00	0.00	0.00	0.00	0.00
	7900		Field Trips-Other			0.00	0.00	0.00	0.00	0.00
		Q	Totals:			45.65	922.50	840.65	0.00	127.50
		HollingHt	Totals:			27,064.47	2,911.81	3,760.38	0.00	26,215.90

## Current Cash Balance

Sorted by Site ID, Group ID, Activity ID.  
From 10/01/2012 to 10/31/2012.

Site ID	Site Name	Group ID	Group Name	Activity ID	Activity Name	Beginning Cash	Receipts	Disbursements	Adjustments	Cash Balance
Montclair	Montclair Elementary									
A	ACTIVITY GENERAL									
	1010		General Admin			8,670.74	122.71	108.75	-1,612.43	7,072.27
	1030		Staff Vending			541.70	0.00	0.00	0.00	541.70
		A	Totals:			9,212.44	122.71	108.75	-1,612.43	7,613.97
D	CLUBS AND ORGANIZATIONS									
	4040		Art			402.56	0.00	0.00	0.00	402.56
	4440		Leadership Club			0.00	0.00	0.00	0.00	0.00
	4570		Play Production			2,397.67	0.00	0.00	0.00	2,397.67
	4610		SAFE/DARE/Drug Free			1.84	0.00	0.00	0.00	1.84
	4710		Student Council			734.66	830.00	350.00	0.00	1,214.66
		D	Totals:			3,536.73	830.00	350.00	0.00	4,016.73
E	ADMINISTRATIVE CUSTODIAL									
	5040		Fundraising-General			0.00	0.00	0.00	0.00	0.00
	5060		Hospitality			4.82	0.00	0.00	0.00	4.82
	5070		Library			1,216.10	2,305.61	16.99	0.00	3,504.72
	5120		P.E.			165.15	0.00	0.00	0.00	165.15
		E	Totals:			1,386.07	2,305.61	16.99	0.00	3,674.69
Q	STUDENT FEE FUND									
	7000		KG Field Trips			0.00	0.00	0.00	0.00	0.00
	7010		1st Grade Field Trips			0.00	0.00	0.00	0.00	0.00
	7020		2nd Grade Field Trips			0.00	220.00	0.00	0.00	220.00
	7030		3rd Grade Field Trips			0.00	0.00	0.00	0.00	0.00
	7040		4th Grade Field Trips			0.00	136.90	0.00	0.00	136.90
	7050		5th Grade Field Trips			0.00	0.00	0.00	0.00	0.00
	7110		Montessori PreK			0.00	844.00	278.00	0.00	566.00
	7120		Montessori 1-3			0.00	1,666.00	0.00	0.00	1,666.00
	7130		Montessori 4th & 5th			312.00	0.00	0.00	0.00	312.00
	7140		Mini-Classes			0.00	1,844.00	0.00	1,612.43	3,456.43
	7150		Jumpstart			0.00	0.00	0.00	0.00	0.00
	7900		Field Trips-Other			0.00	11.50	0.00	0.00	11.50
		Q	Totals:			312.00	4,722.40	278.00	1,612.43	6,368.83
		Montclair	Totals:			14,447.24	7,980.72	753.74	0.00	21,674.22



## Current Cash Balance

Sorted by Site ID, Group ID, Activity ID.  
From 10/01/2012 to 10/31/2012.

Site ID	Site Name	Group ID	Group Name	Activity ID	Activity Name	Beginning Cash	Receipts	Disbursements	Adjustments	Cash Balance
Morton	Morton Elementary									
A	ACTIVITY GENERAL									
		1010			General Admin	6,006.12	2.95	98.60	0.00	5,910.47
		1030			Staff Vending	138.26	0.00	0.00	0.00	138.26
			A		Totals:	6,144.38	2.95	98.60	0.00	6,048.73
D	CLUBS AND ORGANIZATIONS									
		4580			Reading	84.80	0.00	32.49	0.00	52.31
		4610			SAFE/DARE/Drug Free	13.55	0.00	0.00	0.00	13.55
		4620			Safety Patrol	0.00	0.00	0.00	0.00	0.00
		4710			Student Council	1,435.92	1,606.13	3,025.57	0.00	16.48
			D		Totals:	1,534.27	1,606.13	3,058.06	0.00	82.34
E	ADMINISTRATIVE CUSTODIAL									
		5040			Fundraising-General	7,589.51	0.00	0.00	0.00	7,589.51
		5060			Hospitality	633.13	873.00	88.09	0.00	1,418.04
		5070			Library	2,766.51	523.54	497.23	0.00	2,792.82
		5140			PayBac	2,753.41	0.00	580.05	0.00	2,173.36
			E		Totals:	13,742.56	1,396.54	1,165.37	0.00	13,973.73
Q	STUDENT FEE FUND									
		7000			KG Field Trips	0.00	210.00	231.00	0.00	-21.00
		7010			1st Grade Field Trips	-592.45	400.25	0.00	0.00	-192.20
		7020			2nd Grade Field Trips	-522.50	261.25	0.00	0.00	-261.25
		7030			3rd Grade Field Trips	502.30	0.00	0.00	0.00	502.30
		7040			4th Grade Field Trips	116.96	251.75	0.00	0.00	368.71
		7050			5th Grade Field Trips	-132.48	249.44	0.00	0.00	116.96
		7900			Field Trips-Other	0.00	0.00	0.00	0.00	0.00
			Q		Totals:	-628.17	1,372.69	231.00	0.00	513.52
			Morton		Totals:	20,793.04	4,378.31	4,553.03	0.00	20,618.32

## Current Cash Balance

Sorted by Site ID, Group ID, Activity ID.  
From 10/01/2012 to 10/31/2012.

Site ID	Site Name	Beginning Cash	Receipts	Disbursements	Adjustments	Cash Balance
Group ID	Group Name					
Activity ID	Activity Name					
Neihardt	Neihardt Elementary School					
A	ACTIVITY GENERAL					
1010	General Admin	15,551.49	3,805.09	4,137.52	0.00	15,219.06
1030	Staff Vending	646.02	0.00	56.00	0.00	590.02
	A Totals:	16,197.51	3,805.09	4,193.52	0.00	15,809.08
D	CLUBS AND ORGANIZATIONS					
4040	Art	1,370.15	0.00	0.00	0.00	1,370.15
4140	Choir	187.98	0.00	0.00	0.00	187.98
4620	Safety Patrol	0.00	0.00	0.00	0.00	0.00
4710	Student Council	-1,689.14	0.00	0.00	0.00	-1,689.14
4770	Yearbook	2,458.76	355.00	77.00	0.00	2,736.76
	D Totals:	2,327.75	355.00	77.00	0.00	2,605.75
E	ADMINISTRATIVE CUSTODIAL					
5015	Circle of Friends	0.00	650.00	0.00	0.00	650.00
5035	Fuel Up to Play 360	0.00	0.00	0.00	0.00	0.00
5040	Fundraising-General	2,639.84	0.00	0.00	0.00	2,639.84
5070	Library	1,586.04	28.84	0.00	0.00	1,614.88
5110	Other Student Activities	0.00	0.00	0.00	0.00	0.00
5140	PayBac	0.00	424.37	0.00	0.00	424.37
	E Totals:	4,225.88	1,103.21	0.00	0.00	5,329.09
Q	STUDENT FEE FUND					
7000	KG Field Trips	392.70	1,146.00	0.00	0.00	1,538.70
7010	1st Grade Field Trips	140.00	386.75	224.50	0.00	302.25
7020	2nd Grade Field Trips	175.00	1,255.00	0.00	0.00	1,430.00
7030	3rd Grade Field Trips	0.00	0.00	0.00	0.00	0.00
7040	4th Grade Field Trips	230.65	700.00	0.00	0.00	930.65
7050	5th Grade Field Trips	0.40	915.20	787.50	0.00	128.10
7900	Field Trips-Other	0.00	0.00	0.00	0.00	0.00
	Q Totals:	938.75	4,402.95	1,012.00	0.00	4,329.70
	Neihardt Totals:	23,689.89	9,666.25	5,282.52	0.00	28,073.62

## Current Cash Balance

Sorted by Site ID, Group ID, Activity ID.  
From 10/01/2012 to 10/31/2012.

Site ID	Site Name	Group ID	Group Name	Activity ID	Activity Name	Beginning Cash	Receipts	Disbursements	Adjustments	Cash Balance
Norris	Norris Elementary School									
A	ACTIVITY GENERAL									
	1010		General Admin			14,505.69	1,182.25	0.00	0.00	15,687.94
	1030		Staff Vending			243.53	0.00	0.00	0.00	243.53
	1050		Projects/Support			3,689.35	0.00	0.00	0.00	3,689.35
		A	Totals:			18,438.57	1,182.25	0.00	0.00	19,620.82
D	CLUBS AND ORGANIZATIONS									
	4010		40 Assets			1,807.28	0.00	609.00	0.00	1,198.28
	4040		Art			1,202.65	0.00	0.00	0.00	1,202.65
	4500		Music			0.00	0.00	0.00	0.00	0.00
	4580		Reading			521.24	0.00	0.00	0.00	521.24
	4620		Safety Patrol			0.00	0.00	0.00	0.00	0.00
	4710		Student Council			626.85	0.00	0.00	0.00	626.85
		D	Totals:			4,158.02	0.00	609.00	0.00	3,549.02
E	ADMINISTRATIVE CUSTODIAL									
	5040		Fundraising-General			0.00	0.00	0.00	0.00	0.00
	5060		Hospitality			0.00	0.00	0.00	0.00	0.00
	5080		Media			2,576.93	0.00	286.63	0.00	2,290.30
	5090		Montessori			999.52	0.00	0.00	0.00	999.52
	5140		PayBac			1,035.70	0.00	0.00	0.00	1,035.70
	5180		Teacher Fund/Grants			31.75	0.00	0.00	0.00	31.75
		E	Totals:			4,643.90	0.00	286.63	0.00	4,357.27
Q	STUDENT FEE FUND									
	7000		KG Field Trips			0.00	445.00	133.30	0.00	311.70
	7010		1st Grade Field Trips			225.35	0.00	295.28	0.00	-69.93
	7020		2nd Grade Field Trips			0.00	316.50	141.30	0.00	175.20
	7030		3rd Grade Field Trips			0.00	420.00	133.30	0.00	286.70
	7040		4th Grade Field Trips			0.00	0.00	0.00	0.00	0.00
	7050		5th Grade Field Trips			0.00	0.00	0.00	0.00	0.00
	7090		ACP (SpEd) Trips			0.00	0.00	0.00	0.00	0.00
	7110		Montessori PreK			0.00	708.50	109.73	0.00	598.77
	7120		Montessori 1-3			0.00	139.50	139.75	0.00	-0.25
	7130		Montessori 4th & 5th			0.00	0.00	0.00	0.00	0.00
	7150		Jumpstart			0.00	0.00	0.00	0.00	0.00
	7900		Field Trips-Other			0.00	0.00	0.00	0.00	0.00
		Q	Totals:			225.35	2,029.50	952.66	0.00	1,302.19
		Norris	Totals:			27,465.84	3,211.75	1,848.29	0.00	28,829.30

## Current Cash Balance

Sorted by Site ID, Group ID, Activity ID.  
From 10/01/2012 to 10/31/2012.

Site ID	Site Name	Beginning Cash	Receipts	Disbursements	Adjustments	Cash Balance
Group ID	Group Name					
Activity ID	Activity Name					
Reagan	Reagan Elementary					
A	ACTIVITY GENERAL					
1010	General Admin	63,392.82	5,600.36	3,371.30	0.00	65,621.88
1030	Staff Vending	1,830.24	0.00	0.00	0.00	1,830.24
	A Totals:	65,223.06	5,600.36	3,371.30	0.00	67,452.12
D	CLUBS AND ORGANIZATIONS					
4540	Other Clubs	0.00	0.00	0.00	0.00	0.00
4710	Student Council	1,284.68	0.00	120.00	0.00	1,164.68
	D Totals:	1,284.68	0.00	120.00	0.00	1,164.68
E	ADMINISTRATIVE CUSTODIAL					
5040	Fundraising-General	18,080.10	0.00	0.00	0.00	18,080.10
5060	Hospitality	0.00	0.00	0.00	0.00	0.00
5070	Library	5,704.38	2,826.20	0.00	0.00	8,530.58
5140	PayBac	0.00	0.00	0.00	0.00	0.00
	E Totals:	23,784.48	2,826.20	0.00	0.00	26,610.68
Q	STUDENT FEE FUND					
7000	KG Field Trips	168.58	164.10	0.00	0.00	332.68
7010	1st Grade Field Trips	130.95	1,662.50	1,674.60	0.00	118.85
7020	2nd Grade Field Trips	13.03	0.00	0.00	1,886.75	1,899.78
7030	3rd Grade Field Trips	54.58	0.00	0.00	0.00	54.58
7040	4th Grade Field Trips	107.12	0.00	0.00	0.00	107.12
7050	5th Grade Field Trips	175.20	0.00	0.00	0.00	175.20
7900	Field Trips-Other	107.42	0.00	0.00	0.00	107.42
	Q Totals:	756.88	1,826.60	1,674.60	1,886.75	2,795.63
	Reagan Totals:	91,049.10	10,253.16	5,165.90	1,886.75	98,023.11

## Current Cash Balance

Sorted by Site ID, Group ID, Activity ID.  
From 10/01/2012 to 10/31/2012.

Site ID	Site Name	Beginning Cash	Receipts	Disbursements	Adjustments	Cash Balance
Group ID	Group Name					
Activity ID	Activity Name					
Reeder	Reeder Elementary					
A	ACTIVITY GENERAL					
1010	General Admin	7,423.39	0.98	244.32	0.00	7,180.05
1030	Staff Vending	263.86	0.00	41.84	0.00	222.02
	A Totals:	7,687.25	0.98	286.16	0.00	7,402.07
D	CLUBS AND ORGANIZATIONS					
4500	Music	2,894.10	0.00	709.76	0.00	2,184.34
4580	Reading	0.00	0.00	0.00	0.00	0.00
4710	Student Council	318.38	1,398.50	468.60	0.00	1,248.28
	D Totals:	3,212.48	1,398.50	1,178.36	0.00	3,432.62
E	ADMINISTRATIVE CUSTODIAL					
5040	Fundraising-General	56.91	0.00	0.00	0.00	56.91
5060	Hospitality	0.00	0.00	0.00	0.00	0.00
5070	Library	2,726.04	3,027.99	-1,075.00	0.00	6,829.03
5120	P.E.	1,228.56	0.00	0.00	0.00	1,228.56
5140	PayBac	4,297.47	200.00	750.00	0.00	3,747.47
5180	Teacher Fund/Grants	0.00	0.00	0.00	0.00	0.00
	E Totals:	8,308.98	3,227.99	-325.00	0.00	11,861.97
Q	STUDENT FEE FUND					
7000	KG Field Trips	0.00	0.00	714.00	0.00	-714.00
7010	1st Grade Field Trips	1,083.70	25.80	1,116.72	0.00	-7.22
7020	2nd Grade Field Trips	0.00	0.00	0.00	0.00	0.00
7030	3rd Grade Field Trips	0.00	0.00	0.00	0.00	0.00
7040	4th Grade Field Trips	328.50	0.00	324.52	0.00	3.98
7050	5th Grade Field Trips	0.00	0.00	0.00	0.00	0.00
7090	ACP (SpEd) Trips	0.00	0.00	0.00	0.00	0.00
7900	Field Trips-Other	0.00	0.00	0.00	0.00	0.00
	Q Totals:	1,412.20	25.80	2,155.24	0.00	-717.24
	Reeder Totals:	20,620.91	4,653.27	3,294.76	0.00	21,979.42

## Current Cash Balance

Sorted by Site ID, Group ID, Activity ID.  
From 10/01/2012 to 10/31/2012.

Site ID	Site Name	Group ID	Group Name	Activity ID	Activity Name	Beginning Cash	Receipts	Disbursements	Adjustments	Cash Balance
Rockwell Elementary										
A	ACTIVITY GENERAL									
	1010		General Admin			4,432.47	249.31	806.38	0.00	3,875.40
	1030		Staff Vending			490.07	0.00	0.00	0.00	490.07
	1040		Donations			10,487.75	0.00	0.00	0.00	10,487.75
	A Totals:					15,410.29	249.31	806.38	0.00	14,853.22
D	CLUBS AND ORGANIZATIONS									
	4230		Environmental Club			251.92	0.00	0.00	0.00	251.92
	4540		Other Clubs			218.21	150.00	110.47	0.00	257.74
	4610		SAFE/DARE/Drug Free			27.65	149.35	69.64	0.00	107.36
	4710		Student Council			3,180.78	0.00	1,854.10	0.00	1,326.68
	D Totals:					3,678.56	299.35	2,034.21	0.00	1,943.70
E	ADMINISTRATIVE CUSTODIAL									
	5040		Fundraising-General			1,886.81	0.00	11.88	0.00	1,874.93
	5070		Library			5,714.47	30.00	0.00	0.00	5,744.47
	5110		Other Student Activities			1,910.35	0.00	198.49	0.00	1,711.86
	5140		PayBac			2,802.85	0.00	0.00	0.00	2,802.85
	E Totals:					12,314.48	30.00	210.37	0.00	12,134.11
Q	STUDENT FEE FUND									
	7000		KG Field Trips			0.00	343.00	364.00	0.00	-21.00
	7010		1st Grade Field Trips			0.00	0.00	0.00	0.00	0.00
	7020		2nd Grade Field Trips			213.75	0.00	0.00	0.00	213.75
	7030		3rd Grade Field Trips			0.00	0.00	0.00	0.00	0.00
	7040		4th Grade Field Trips			0.00	137.00	0.00	0.00	137.00
	7050		5th Grade Field Trips			0.00	0.00	0.00	0.00	0.00
	7900		Field Trips-Other			0.00	0.00	0.00	0.00	0.00
	Q Totals:					213.75	480.00	364.00	0.00	329.75
Rockwell Totals:						31,617.08	1,058.66	3,414.96	0.00	29,260.78

## Current Cash Balance

Sorted by Site ID, Group ID, Activity ID.  
From 10/01/2012 to 10/31/2012.

Site ID	Site Name	Beginning Cash	Receipts	Disbursements	Adjustments	Cash Balance
Group ID	Group Name					
Activity ID	Activity Name					
Rohwer	Rohwer Elementary					
A	ACTIVITY GENERAL					
1010	General Admin	13,666.16	2,517.29	3,712.23	0.00	12,471.22
1030	Staff Vending	0.00	0.00	0.00	0.00	0.00
	A Totals:	13,666.16	2,517.29	3,712.23	0.00	12,471.22
D	CLUBS AND ORGANIZATIONS					
4070	Birthday Book Club	1,757.49	0.00	0.00	0.00	1,757.49
4140	Choir	0.00	0.00	0.00	0.00	0.00
4620	Safety Patrol	25.00	0.00	0.00	0.00	25.00
4710	Student Council	457.12	0.00	0.00	0.00	457.12
	D Totals:	2,239.61	0.00	0.00	0.00	2,239.61
E	ADMINISTRATIVE CUSTODIAL					
5040	Fundraising-General	0.00	0.00	0.00	0.00	0.00
5060	Hospitality	758.81	0.00	59.36	0.00	699.45
5080	Media	8,471.73	0.00	2,523.09	0.00	5,948.64
5140	PayBac	5,596.57	254.30	342.76	0.00	5,508.11
5180	Teacher Fund/Grants	0.00	0.00	0.00	0.00	0.00
	E Totals:	14,827.11	254.30	2,925.21	0.00	12,156.20
Q	STUDENT FEE FUND					
7000	KG Field Trips	0.00	0.00	0.00	0.00	0.00
7010	1st Grade Field Trips	748.13	0.00	268.44	0.00	479.69
7020	2nd Grade Field Trips	994.37	0.00	297.62	0.00	696.75
7030	3rd Grade Field Trips	5.87	1,330.00	584.72	0.00	751.15
7040	4th Grade Field Trips	474.57	0.00	0.00	0.00	474.57
7050	5th Grade Field Trips	76.15	0.00	0.00	0.00	76.15
7900	Field Trips-Other	0.00	98.00	98.00	0.00	0.00
	Q Totals:	2,299.09	1,428.00	1,248.78	0.00	2,478.31
	Rohwer Totals:	33,031.97	4,199.59	7,886.22	0.00	29,345.34

## Current Cash Balance

Sorted by Site ID, Group ID, Activity ID.  
From 10/01/2012 to 10/31/2012.

Site ID Group ID	Site Name Group Name Activity ID Activity Name	Beginning Cash	Receipts	Disbursements	Adjustments	Cash Balance
Sandoz	Sandoz Elementary					
A	ACTIVITY GENERAL					
	1010 General Admin	14,041.81	1,146.08	1,123.47	0.00	14,064.42
	1030 Staff Vending	289.99	0.00	0.00	0.00	289.99
	A Totals:	14,331.80	1,146.08	1,123.47	0.00	14,354.41
D	CLUBS AND ORGANIZATIONS					
	4040 Art	0.00	0.00	0.00	0.00	0.00
	4710 Student Council	392.35	0.00	0.00	0.00	392.35
	D Totals:	392.35	0.00	0.00	0.00	392.35
E	ADMINISTRATIVE CUSTODIAL					
	5040 Fundraising-General	0.00	0.00	0.00	0.00	0.00
	5070 Library	2,382.87	87.95	656.86	0.00	1,813.96
	E Totals:	2,382.87	87.95	656.86	0.00	1,813.96
Q	STUDENT FEE FUND					
	7000 KG Field Trips	199.41	0.00	0.00	0.00	199.41
	7010 1st Grade Field Trips	-125.22	448.00	293.25	0.00	29.53
	7020 2nd Grade Field Trips	0.00	416.90	399.00	0.00	17.90
	7030 3rd Grade Field Trips	0.00	0.00	0.00	0.00	0.00
	7040 4th Grade Field Trips	-187.00	334.95	7.45	0.00	140.50
	7050 5th Grade Field Trips	0.00	0.00	0.00	0.00	0.00
	7090 ACP (SpEd) Trips	0.00	0.00	0.00	0.00	0.00
	7900 Field Trips-Other	0.00	0.00	0.00	0.00	0.00
	Q Totals:	-112.81	1,199.85	699.70	0.00	387.34
	Sandoz Totals:	16,994.21	2,433.88	2,480.03	0.00	16,948.06



## Current Cash Balance

Sorted by Site ID, Group ID, Activity ID.  
From 10/01/2012 to 10/31/2012.

Site ID	Site Name	Group ID	Group Name	Activity ID	Activity Name	Beginning Cash	Receipts	Disbursements	Adjustments	Cash Balance
Upchurc	Upchurch Elementary									
A	ACTIVITY GENERAL									
	1010		General Admin			13,648.89	573.18	54.48	0.00	14,167.59
	1030		Staff Vending			253.91	36.00	0.00	0.00	289.91
		A	Totals:			13,902.80	609.18	54.48	0.00	14,457.50
D	CLUBS AND ORGANIZATIONS									
	4710		Student Council			1,529.21	50.00	827.27	0.00	751.94
		D	Totals:			1,529.21	50.00	827.27	0.00	751.94
E	ADMINISTRATIVE CUSTODIAL									
	5040		Fundraising-General			6,108.97	0.00	587.96	0.00	5,521.01
	5070		Library			2,986.34	2,042.97	27.96	0.00	5,001.35
		E	Totals:			9,095.31	2,042.97	615.92	0.00	10,522.36
Q	STUDENT FEE FUND									
	7000		KG Field Trips			0.00	872.00	896.00	0.00	-24.00
	7010		1st Grade Field Trips			0.00	0.00	0.00	0.00	0.00
	7020		2nd Grade Field Trips			0.00	0.00	0.00	0.00	0.00
	7030		3rd Grade Field Trips			0.00	0.00	0.00	0.00	0.00
	7040		4th Grade Field Trips			0.00	0.00	0.00	0.00	0.00
	7050		5th Grade Field Trips			0.00	0.00	0.00	0.00	0.00
	7900		Field Trips-Other			0.00	0.00	0.00	0.00	0.00
		Q	Totals:			0.00	872.00	896.00	0.00	-24.00
		Upchurc	Totals:			24,527.32	3,574.15	2,393.67	0.00	25,707.80

## Current Cash Balance

Sorted by Site ID, Group ID, Activity ID.  
From 10/01/2012 to 10/31/2012.

Site ID	Site Name	Group ID	Group Name	Activity ID	Activity Name	Beginning Cash	Receipts	Disbursements	Adjustments	Cash Balance
Wheeler	Wheeler Elementary									
A	ACTIVITY GENERAL									
	1010		General Admin			11,820.54	1,781.03	3,100.59	0.00	10,500.98
	1030		Staff Vending			314.88	0.00	0.00	0.00	314.88
	1040		Donations			4,710.32	0.00	0.00	0.00	4,710.32
		A	Totals:			16,845.74	1,781.03	3,100.59	0.00	15,526.18
D	CLUBS AND ORGANIZATIONS									
	4040		Art			0.00	0.00	0.00	0.00	0.00
	4070		Birthday Book Club			1,895.64	100.00	0.00	0.00	1,995.64
	4500		Music			270.00	0.00	0.00	0.00	270.00
	4710		Student Council			282.09	0.00	0.00	0.00	282.09
		D	Totals:			2,447.73	100.00	0.00	0.00	2,547.73
E	ADMINISTRATIVE CUSTODIAL									
	5040		Fundraising-General			0.00	0.00	0.00	0.00	0.00
	5060		Hospitality			30.00	0.00	0.00	0.00	30.00
	5080		Media			3,664.57	0.50	200.00	0.00	3,465.07
	5100		Other Adm Custodial			1,027.39	955.00	0.00	0.00	1,982.39
		E	Totals:			4,721.96	955.50	200.00	0.00	5,477.46
Q	STUDENT FEE FUND									
	7000		KG Field Trips			0.00	0.00	0.00	0.00	0.00
	7010		1st Grade Field Trips			455.21	1,108.50	1,135.60	0.00	428.11
	7020		2nd Grade Field Trips			0.00	276.50	278.60	0.00	-2.10
	7030		3rd Grade Field Trips			-525.00	824.00	314.60	0.00	-15.60
	7040		4th Grade Field Trips			225.00	0.00	0.00	0.00	225.00
	7050		5th Grade Field Trips			0.00	0.00	0.00	0.00	0.00
	7600		Garden Club			0.00	0.00	0.00	0.00	0.00
	7900		Field Trips-Other			0.00	526.88	1,508.62	0.00	-981.74
		Q	Totals:			155.21	2,735.88	3,237.42	0.00	-346.33
		Wheeler	Totals:			24,170.64	5,572.41	6,538.01	0.00	23,205.04

## Current Cash Balance

Sorted by Site ID, Group ID, Activity ID.  
From 10/01/2012 to 10/31/2012.

Site ID	Site Name	Group ID	Group Name	Activity ID	Activity Name	Beginning Cash	Receipts	Disbursements	Adjustments	Cash Balance
Willowd	Willowdale Elementary									
A	ACTIVITY GENERAL									
	1010		General Admin			8,443.71	1,680.45	393.08	0.00	9,731.08
	1030		Staff Vending			3,674.99	36.71	0.00	0.00	3,711.70
		A	Totals:			12,118.70	1,717.16	393.08	0.00	13,442.78
D	CLUBS AND ORGANIZATIONS									
	4040		Art			0.00	0.00	0.00	0.00	0.00
	4140		Choir			0.00	0.00	0.00	0.00	0.00
	4230		Environmental Club			0.00	0.00	0.00	0.00	0.00
	4710		Student Council			500.82	0.00	0.00	0.00	500.82
		D	Totals:			500.82	0.00	0.00	0.00	500.82
E	ADMINISTRATIVE CUSTODIAL									
	5040		Fundraising-General			1,191.54	0.00	0.00	0.00	1,191.54
	5050		HAL			-25.64	0.00	0.00	0.00	-25.64
	5080		Media			2,532.01	0.00	43.46	0.00	2,488.55
	5180		Teacher Fund/Grants			695.84	50.00	0.00	0.00	745.84
	5200		Outdoor Learning Environment			650.72	0.00	300.00	0.00	350.72
		E	Totals:			5,044.47	50.00	343.46	0.00	4,751.01
Q	STUDENT FEE FUND									
	7000		KG Field Trips			0.25	311.50	306.80	0.00	4.95
	7010		1st Grade Field Trips			0.00	378.00	0.00	0.00	378.00
	7020		2nd Grade Field Trips			0.00	0.00	0.00	0.00	0.00
	7030		3rd Grade Field Trips			0.00	213.50	293.50	-0.50	-80.50
	7040		4th Grade Field Trips			0.00	0.00	0.00	0.00	0.00
	7050		5th Grade Field Trips			0.00	454.70	392.60	0.00	62.10
	7900		Field Trips-Other			0.00	185.25	98.00	0.00	87.25
		Q	Totals:			0.25	1,542.95	1,090.90	-0.50	451.80
		Willowda	Totals:			17,664.24	3,310.11	1,827.44	-0.50	19,146.41
		Report	Totals:			3,014,737.24	617,901.44	616,470.88	5,536.25	3,021,704.05

## Current Cash Balance

Sorted by Site ID, Group ID, Activity ID.  
From 10/01/2012 to 10/31/2012.

Site ID Group ID	Site Name Group Name Activity ID Activity Name	Beginning Cash	Receipts	Disbursements	Adjustments	Cash Balance
AMS	Andersen Middle School					
A	ACTIVITY GENERAL					
	1010 General Admin	24,651.70	4.10	481.53	0.00	24,174.27
	1025 Savings	0.00	0.00	0.00	0.00	0.00
	1030 Staff Vending	991.75	0.00	77.23	0.00	914.52
	1035 Student Vending	7,113.34	0.00	1,854.59	0.00	5,258.75
	A Totals:	32,756.79	4.10	2,413.35	0.00	30,347.54
B	Athletics-Girls					
	2013 Misc. Expenditures - Girls	-978.55	-50.00	2,649.15	975.00	-2,702.70
	B Totals:	-978.55	-50.00	2,649.15	975.00	-2,702.70
C	Athletics-Boys					
	3013 Misc. Expenditures - Boys	4,994.94	0.00	117.00	1,800.00	6,677.94
	C Totals:	4,994.94	0.00	117.00	1,800.00	6,677.94
D	CLUBS AND ORGANIZATIONS					
	4040 Art	127.28	0.00	20.60	0.00	106.68
	4060 Band	3,081.97	0.00	181.00	0.00	2,900.97
	4080 Book Club	234.16	0.00	20.99	0.00	213.17
	4100 Builders Club	310.92	150.00	0.00	0.00	460.92
	4220 Drama Club	0.00	0.00	0.00	0.00	0.00
	4260 FCS Club	2,111.49	0.00	14.25	0.00	2,097.24
	4370 Industrial Arts	7,175.08	282.50	0.00	0.00	7,457.58
	4440 Leadership Club	1,122.15	0.00	0.00	0.00	1,122.15
	4500 Music	2,000.16	474.70	225.00	0.00	2,249.86
	4540 Other Clubs	0.00	0.00	0.00	0.00	0.00
	4560 Photography Club	79.58	0.00	0.00	0.00	79.58
	4590 Renaissance Program	1,140.79	0.00	0.00	0.00	1,140.79
	4630 Science Club	0.99	0.00	0.00	0.00	0.99
	4710 Student Council	2,200.44	0.00	0.00	0.00	2,200.44
	4740 Volleyball Club	0.00	0.00	0.00	0.00	0.00
	4750 Volunteer Club	0.00	0.00	0.00	0.00	0.00
	4770 Yearbook	10,240.96	0.00	0.00	0.00	10,240.96
	4780 Youth to Youth	-451.80	-16.00	1,444.84	2,936.00	1,023.36
	D Totals:	29,374.17	891.20	1,906.68	2,936.00	31,294.69
E	ADMINISTRATIVE CUSTODIAL					
	5020 Fines	7,321.12	0.00	0.00	0.00	7,321.12
	5030 Counseling Center	2,415.40	0.00	0.00	0.00	2,415.40
	5040 Fundraising-General	6,218.57	264.00	4,087.76	0.00	2,394.81
	5050 HAL	0.00	0.00	0.00	0.00	0.00
	5060 Hospitality	82.17	0.00	0.00	0.00	82.17
	5070 Library	1,195.48	63.00	15.23	0.00	1,243.25
	5100 Other Adm Custodial	-718.06	147.26	3,417.26	0.00	-3,988.06
	5110 Other Student Activities	0.00	0.00	0.00	0.00	0.00
	5120 P.E.	721.79	0.00	0.00	0.00	721.79

## Current Cash Balance

Sorted by Site ID, Group ID, Activity ID.  
From 10/01/2012 to 10/31/2012.

Site ID Group ID	Site Name Group Name	Activity ID	Activity Name	Beginning Cash	Receipts	Disbursements	Adjustments	Cash Balance
5165			Logo Sales	2,783.59	390.25	390.25	0.00	2,783.59
5200			Outdoor Learning Environment	1,639.96	0.00	0.00	0.00	1,639.96
5215			Special Events	8,424.77	0.00	0.00	0.00	8,424.77
	E		Totals:	30,084.79	864.51	7,910.50	0.00	23,038.80
Q			STUDENT FEE FUND					
7060			6th Grade Field Trips	-393.50	592.75	0.00	0.00	199.25
7070			7th Grade Field Trips	0.00	0.00	0.00	0.00	0.00
7080			8th Grade Field Trips	185.14	0.00	0.00	0.00	185.14
7150			Jumpstart	742.36	0.00	1,610.00	0.00	-867.64
7170			Participation Fees - Clubs & Orgs	0.00	2,936.00	0.00	-2,936.00	0.00
7900			Field Trips-Other	0.00	0.00	0.00	0.00	0.00
	Q		Totals:	534.00	3,528.75	1,610.00	-2,936.00	-483.25
S			ATHLETIC					
9050			Athletic-General	2,595.77	1,000.00	128.03	0.00	3,467.74
	S		Totals:	2,595.77	1,000.00	128.03	0.00	3,467.74
	AMS		Totals:	99,361.91	6,238.56	16,734.71	2,775.00	91,640.76

## Current Cash Balance

Sorted by Site ID, Group ID, Activity ID.  
From 10/01/2012 to 10/31/2012.

Site ID Group ID	Site Name Group Name	Activity ID	Activity Name	Beginning Cash	Receipts	Disbursements	Adjustments	Cash Balance
<b>BMS</b>	<b>Beadle Middle School</b>							
<b>A</b>	<b>ACTIVITY GENERAL</b>							
		1010	General Admin	2,598.62	717.60	249.33	0.00	3,066.89
		1025	Savings	0.00	0.00	0.00	0.00	0.00
		1030	Staff Vending	42.98	0.00	0.00	0.00	42.98
		1035	Student Vending	2,630.71	0.00	356.17	0.00	2,274.54
		1040	Donations	11,533.83	500.00	472.78	0.00	11,561.05
		1070	Start Up Cash	0.00	0.00	0.00	0.00	0.00
		1080	Next Year Monies	2,387.92	0.00	0.00	-2,130.92	257.00
			<b>A Totals:</b>	<b>19,194.06</b>	<b>1,217.60</b>	<b>1,078.28</b>	<b>-2,130.92</b>	<b>17,202.46</b>
<b>B</b>	<b>Athletics-Girls</b>							
		2013	Misc. Expenditures - Girls	153.76	863.55	2,043.54	0.00	-1,026.23
			<b>B Totals:</b>	<b>153.76</b>	<b>863.55</b>	<b>2,043.54</b>	<b>0.00</b>	<b>-1,026.23</b>
<b>C</b>	<b>Athletics-Boys</b>							
		3013	Misc. Expenditures - Boys	2,199.21	0.00	1,669.10	0.00	530.11
			<b>C Totals:</b>	<b>2,199.21</b>	<b>0.00</b>	<b>1,669.10</b>	<b>0.00</b>	<b>530.11</b>
<b>D</b>	<b>CLUBS AND ORGANIZATIONS</b>							
		4040	Art	33.43	0.00	0.00	0.00	33.43
		4060	Band	0.00	0.00	0.00	0.00	0.00
		4170	Cross Country Club	-615.39	1,019.00	220.00	0.00	183.61
		4190	Dance	3.71	0.00	0.00	0.00	3.71
		4200	Debate Team	-0.10	0.00	0.00	0.00	-0.10
		4220	Drama Club	0.00	0.00	0.00	0.00	0.00
		4230	Environmental Club	335.40	0.00	0.00	0.00	335.40
		4260	FCS Club	342.77	270.00	0.00	0.00	612.77
		4320	Future Educators	17.87	0.00	0.00	0.00	17.87
		4540	Other Clubs	0.00	0.00	0.00	0.00	0.00
		4570	Play Production	4,302.20	0.00	0.00	0.00	4,302.20
		4630	Science Club	26.45	0.00	0.00	0.00	26.45
		4690	Spirit Shop	7,420.57	0.00	1,220.90	0.00	6,199.67
		4710	Student Council	232.53	1,526.67	1,234.73	0.00	524.47
		4770	Yearbook	28,392.83	84.00	0.00	0.00	28,476.83
		4780	Youth to Youth	113.18	0.00	13.00	0.00	100.18
			<b>D Totals:</b>	<b>40,605.45</b>	<b>2,899.67</b>	<b>2,688.63</b>	<b>0.00</b>	<b>40,816.49</b>
<b>E</b>	<b>ADMINISTRATIVE CUSTODIAL</b>							
		5025	Fines - Library Book	70.38	0.00	0.00	0.00	70.38
		5030	Counseling Center	815.87	0.00	0.00	0.00	815.87
		5040	Fundraising-General	0.00	0.00	0.00	0.00	0.00
		5050	HAL	0.00	0.00	0.00	0.00	0.00
		5060	Hospitality	1,704.99	0.00	0.00	0.00	1,704.99
		5070	Library	1,361.82	1,296.47	1,304.89	0.00	1,353.40
		5120	P.E.	3,553.01	0.00	744.50	0.00	2,808.51
		5220	Site Improvements	7,385.18	0.00	0.00	0.00	7,385.18

## Current Cash Balance

Sorted by Site ID, Group ID, Activity ID.  
From 10/01/2012 to 10/31/2012.

Site ID	Site Name		Beginning Cash	Receipts	Disbursements	Adjustments	Cash Balance
Group ID	Group Name						
Activity ID	Activity Name						
E	Totals:		14,891.25	1,296.47	2,049.39	0.00	14,138.33
Q	STUDENT FEE FUND						
7060	6th Grade Field Trips		25.62	0.00	0.00	0.00	25.62
7100	After School Program		149.80	0.00	0.00	0.00	149.80
7150	Jumpstart		156.52	0.00	2,287.44	2,130.92	0.00
7170	Participation Fees - Clubs & Orgs		0.00	1,242.00	0.00	0.00	1,242.00
Q	Totals:		331.94	1,242.00	2,287.44	2,130.92	1,417.42
BMS	Totals:		77,375.67	7,519.29	11,816.38	0.00	73,078.58

## Current Cash Balance

Sorted by Site ID, Group ID, Activity ID.  
From 10/01/2012 to 10/31/2012.

Site ID	Site Name	Beginning Cash	Receipts	Disbursements	Adjustments	Cash Balance
Group ID	Group Name					
Activity ID	Activity Name					
<b>CMS</b>	<b>Central Middle School</b>					
<b>A</b>	<b>ACTIVITY GENERAL</b>					
1010	General Admin	-2,584.11	2,452.07	4,499.17	0.00	-4,631.21
1025	Savings	2.21	0.00	0.00	0.00	2.21
1030	Staff Vending	-188.98	0.00	26.92	0.00	-215.90
1035	Student Vending	4,389.01	0.00	0.00	0.00	4,389.01
1040	Donations	7.99	0.00	0.00	0.00	7.99
1050	Projects/Support	0.00	0.00	0.00	0.00	0.00
	<b>A Totals:</b>	<b>1,626.12</b>	<b>2,452.07</b>	<b>4,526.09</b>	<b>0.00</b>	<b>-447.90</b>
<b>B</b>	<b>Athletics-Girls</b>					
2013	Misc. Expenditures - Girls	3,309.30	0.00	452.40	875.00	3,731.90
	<b>B Totals:</b>	<b>3,309.30</b>	<b>0.00</b>	<b>452.40</b>	<b>875.00</b>	<b>3,731.90</b>
<b>C</b>	<b>Athletics-Boys</b>					
3013	Misc. Expenditures - Boys	-5,081.04	0.00	646.95	0.00	-5,727.99
	<b>C Totals:</b>	<b>-5,081.04</b>	<b>0.00</b>	<b>646.95</b>	<b>0.00</b>	<b>-5,727.99</b>
<b>D</b>	<b>CLUBS AND ORGANIZATIONS</b>					
4010	40 Assets	0.00	0.00	0.00	0.00	0.00
4040	Art	35.27	0.00	0.00	194.00	229.27
4060	Band	0.00	0.00	0.00	0.00	0.00
4090	Bowling Club	693.62	0.00	0.00	0.00	693.62
4170	Cross Country Club	96.30	0.00	117.82	55.00	33.48
4220	Drama Club	363.48	0.00	0.00	0.00	363.48
4260	FCS Club	88.62	0.00	13.18	25.00	100.44
4500	Music	2,919.40	20.00	2,216.50	0.00	722.90
4530	Orchestra	105.16	0.00	0.00	0.00	105.16
4540	Other Clubs	8.50	0.00	0.00	0.00	8.50
4670	SPARKS	957.33	0.00	680.46	763.00	1,039.87
4710	Student Council	749.56	360.00	238.98	0.00	870.58
4760	World Language	0.00	0.00	0.00	0.00	0.00
4770	Yearbook	4,601.89	22.00	23.50	0.00	4,600.39
	<b>D Totals:</b>	<b>10,619.13</b>	<b>402.00</b>	<b>3,290.44</b>	<b>1,037.00</b>	<b>8,767.69</b>
<b>E</b>	<b>ADMINISTRATIVE CUSTODIAL</b>					
5020	Fines	19.37	0.00	0.00	0.00	19.37
5040	Fundraising-General	9,114.96	144.00	8,261.73	0.00	997.23
5050	HAL	0.00	0.00	0.00	0.00	0.00
5060	Hospitality	0.00	0.00	0.00	0.00	0.00
5070	Library	1,082.81	1,796.73	1,214.62	0.00	1,664.92
5075	Mentoring	231.21	0.00	0.00	0.00	231.21
5085	MSAP	587.89	0.00	0.00	0.00	587.89
5090	Montessori	412.02	0.00	0.00	0.00	412.02
5093	Montessori 7/8 Sales	2,956.38	0.00	2,100.00	0.00	856.38
5095	Montessori Fundraising	656.07	354.10	274.62	0.00	735.55
5100	Other Adm Custodial	0.00	0.00	0.00	0.00	0.00



## Current Cash Balance

Sorted by Site ID, Group ID, Activity ID.  
From 10/01/2012 to 10/31/2012.

Site ID Group ID	Site Name Group Name	Activity ID	Activity Name	Beginning Cash	Receipts	Disbursements	Adjustments	Cash Balance
5110			Other Student Activities	1,607.40	0.00	0.00	0.00	1,607.40
5120			P.E.	0.00	0.00	0.00	0.00	0.00
5140			PayBac	78.34	0.00	61.86	0.00	16.48
5170			Student Notebooks	817.82	607.00	475.00	0.00	949.82
5180			Teacher Fund/Grants	2,216.05	0.00	344.95	0.00	1,871.10
5185			Technology	0.00	0.00	0.00	0.00	0.00
5210			Zone	74.53	0.00	0.00	0.00	74.53
	E		Totals:	19,854.85	2,901.83	12,732.78	0.00	10,023.90
Q			STUDENT FEE FUND					
7060			6th Grade Field Trips	0.00	0.00	0.00	0.00	0.00
7070			7th Grade Field Trips	573.21	576.00	1,095.76	0.00	53.45
7080			8th Grade Field Trips	0.00	50.00	0.00	0.00	50.00
7135			Montessori 6-8	0.00	4,005.00	4,974.00	0.00	-969.00
7150			Jumpstart	-386.25	330.00	0.00	0.00	-56.25
7170			Participation Fees - Clubs & Orgs	0.00	1,037.00	0.00	-1,037.00	0.00
7900			Field Trips-Other	18.00	176.00	328.72	0.00	-134.72
	Q		Totals:	204.96	6,174.00	6,398.48	-1,037.00	-1,056.52
S			ATHLETIC					
9070			Miscellaneous Receipts	423.14	275.00	73.94	0.00	624.20
	S		Totals:	423.14	275.00	73.94	0.00	624.20
	CMS		Totals:	30,956.46	12,204.90	28,121.08	875.00	15,915.28

## Current Cash Balance

Sorted by Site ID, Group ID, Activity ID.  
From 10/01/2012 to 10/31/2012.

Site ID Group ID	Site Name Group Name Activity ID Activity Name	Beginning Cash	Receipts	Disbursements	Adjustments	Cash Balance
<b>KMS</b>	<b>Kiewit Middle School</b>					
<b>A</b>	<b>ACTIVITY GENERAL</b>					
	1010 General Admin	2,266.91	58,551.58	870.00	0.00	59,948.49
	1025 Savings	-24,402.00	24,402.00	0.00	0.00	0.00
	1030 Staff Vending	4,951.68	0.00	0.00	0.00	4,951.68
	1035 Student Vending	48,292.49	456.00	213.16	-1,232.96	47,302.37
	1050 Projects/Support	45,998.97	0.00	0.00	0.00	45,998.97
	<b>A Totals:</b>	<b>77,108.05</b>	<b>83,409.58</b>	<b>1,083.16</b>	<b>-1,232.96</b>	<b>158,201.51</b>
<b>B</b>	<b>Athletics-Girls</b>					
	2013 Misc. Expenditures - Girls	-633.91	546.05	667.98	0.00	-755.84
	<b>B Totals:</b>	<b>-633.91</b>	<b>546.05</b>	<b>667.98</b>	<b>0.00</b>	<b>-755.84</b>
<b>C</b>	<b>Athletics-Boys</b>					
	3013 Misc. Expenditures - Boys	1,043.23	0.00	297.30	0.00	745.93
	3052 Camps - Boys Basketball	922.47	0.00	0.00	0.00	922.47
	<b>C Totals:</b>	<b>1,965.70</b>	<b>0.00</b>	<b>297.30</b>	<b>0.00</b>	<b>1,668.40</b>
<b>D</b>	<b>CLUBS AND ORGANIZATIONS</b>					
	4040 Art	563.37	7.00	0.00	0.00	570.37
	4060 Band	0.00	0.00	0.00	0.00	0.00
	4130 Chess Club	0.00	0.00	0.00	0.00	0.00
	4220 Drama Club	2,584.81	0.00	0.00	0.00	2,584.81
	4260 FCS Club	147.04	110.00	0.00	-36.86	220.18
	4370 Industrial Arts	15,340.96	0.00	0.00	0.00	15,340.96
	4380 International Club	167.76	60.00	25.97	0.00	201.79
	4500 Music	2,432.64	1,144.20	2,654.31	0.00	922.53
	4540 Other Clubs	-251.60	306.00	0.00	251.60	306.00
	4630 Science Club	-41.05	0.00	0.00	41.05	0.00
	4680 Speech Club	120.00	0.00	0.00	0.00	120.00
	4710 Student Council	4,306.47	0.00	0.00	0.00	4,306.47
	4750 Volunteer Club	5,075.13	0.00	0.00	0.00	5,075.13
	4770 Yearbook	58,106.52	0.00	0.00	0.00	58,106.52
	4780 Youth to Youth	0.00	0.00	0.00	0.00	0.00
	<b>D Totals:</b>	<b>88,552.05</b>	<b>1,627.20</b>	<b>2,680.28</b>	<b>255.79</b>	<b>87,754.76</b>
<b>E</b>	<b>ADMINISTRATIVE CUSTODIAL</b>					
	5040 Fundraising-General	15,368.56	423.91	2,402.91	0.00	13,389.56
	5050 HAL	48.86	455.65	0.00	0.00	504.51
	5060 Hospitality	1,121.44	430.00	50.00	0.00	1,501.44
	5070 Library	3,929.97	43.99	370.05	0.00	3,603.91
	5120 P.E.	1,686.93	0.00	0.00	0.00	1,686.93
	5140 PayBac	9,779.92	0.00	0.00	0.00	9,779.92
	5165 Logo Sales	42,267.14	0.00	0.00	0.00	42,267.14
	5175 Student Scholarships	2,236.06	0.00	0.00	0.00	2,236.06
	5180 Teacher Fund/Grants	2,098.99	1,254.50	0.00	0.00	3,353.49
	5185 Technology	0.00	0.00	0.00	0.00	0.00

## Current Cash Balance

Sorted by Site ID, Group ID, Activity ID.  
From 10/01/2012 to 10/31/2012.

Site ID	Site Name		Beginning Cash	Receipts	Disbursements	Adjustments	Cash Balance
Group ID	Group Name						
Activity ID	Activity Name						
		E Totals:	78,537.87	2,608.05	2,822.96	0.00	78,322.96
Q	STUDENT FEE FUND						
7060	6th Grade Field Trips		-630.00	1,815.25	0.00	0.00	1,185.25
7070	7th Grade Field Trips		1,091.00	0.00	0.00	0.00	1,091.00
7080	8th Grade Field Trips		0.00	0.00	0.00	0.00	0.00
7100	After School Program		3,163.57	3,424.00	2,421.38	0.00	4,166.19
7140	Mini-Classes		-977.17	0.00	0.00	977.17	0.00
7170	Participation Fees - Clubs & Orgs		3,594.00	565.00	0.00	0.00	4,159.00
		Q Totals:	6,241.40	5,804.25	2,421.38	977.17	10,601.44
		KMS Totals:	251,771.16	93,995.13	9,973.06	0.00	335,793.23

## Current Cash Balance

Sorted by Site ID, Group ID, Activity ID.  
From 10/01/2012 to 10/31/2012.

Site ID	Site Name	Beginning Cash	Receipts	Disbursements	Adjustments	Cash Balance
Group ID	Group Name					
Activity ID	Activity Name					
NMS	North Middle School					
A	ACTIVITY GENERAL					
1010	General Admin	13,163.94	1,566.94	7,131.43	0.00	7,599.45
1025	Savings	0.00	0.00	0.00	0.00	0.00
1030	Staff Vending	266.90	0.00	107.99	0.00	158.91
1035	Student Vending	3,479.53	98.50	384.10	0.00	3,193.93
1040	Donations	1,853.08	215.00	348.65	0.00	1,719.43
1080	Next Year Monies	0.00	0.00	0.00	0.00	0.00
	A Totals:	18,763.45	1,880.44	7,972.17	0.00	12,671.72
B	Athletics-Girls					
2003	Entry Fees - Girls	0.00	0.00	0.00	0.00	0.00
	B Totals:	0.00	0.00	0.00	0.00	0.00
D	CLUBS AND ORGANIZATIONS					
4040	Art	0.42	0.00	202.62	0.00	-202.20
4060	Band	0.00	553.00	525.50	0.00	27.50
4130	Chess Club	28.00	70.00	0.00	0.00	98.00
4140	Choir	0.00	0.00	0.00	0.00	0.00
4170	Cross Country Club	-10.00	0.00	0.00	0.00	-10.00
4220	Drama Club	3,808.40	14.00	137.28	0.00	3,685.12
4260	FCS Club	0.00	0.00	0.00	0.00	0.00
4290	Forensics	0.00	0.00	0.00	0.00	0.00
4370	Industrial Arts	9,185.60	315.00	209.82	0.00	9,290.78
4380	International Club	5.85	100.00	0.00	0.00	105.85
4490	M-Club	0.00	0.00	0.00	0.00	0.00
4540	Other Clubs	0.00	0.00	0.00	0.00	0.00
4600	Robotics & Engineering Club	0.00	0.00	0.00	0.00	0.00
4690	Spirit Shop	92.85	0.00	0.00	0.00	92.85
4710	Student Council	4,928.23	2,932.97	1,765.45	0.00	6,095.75
4750	Volunteer Club	0.00	0.00	47.18	0.00	-47.18
4770	Yearbook	-1,303.69	0.00	0.00	0.00	-1,303.69
4780	Youth to Youth	493.17	408.00	399.60	0.00	501.57
	D Totals:	17,228.83	4,392.97	3,287.45	0.00	18,334.35
E	ADMINISTRATIVE CUSTODIAL					
5040	Fundraising-General	33,549.88	1,910.44	6,297.20	0.00	29,163.12
5050	HAL	531.25	1,466.75	295.75	0.00	1,702.25
5060	Hospitality	210.21	782.00	119.65	0.00	872.56
5070	Library	721.19	2,173.82	1,455.09	0.00	1,439.92
5120	P.E.	0.00	0.00	0.00	0.00	0.00
5200	Outdoor Learning Environment	-2,071.44	0.00	8,298.40	0.00	-10,369.84
5215	Special Events	1,123.60	1,346.25	0.00	0.00	2,469.85
	E Totals:	34,064.69	7,679.26	16,466.09	0.00	25,277.86
Q	STUDENT FEE FUND					
7060	6th Grade Field Trips	0.00	0.00	0.00	0.00	0.00

# Current Cash Balance

Sorted by Site ID, Group ID, Activity ID.  
From 10/01/2012 to 10/31/2012.

Site ID Group ID	Site Name Group Name	Activity ID	Activity Name	Beginning Cash	Receipts	Disbursements	Adjustments	Cash Balance
7070			7th Grade Field Trips	0.00	0.00	0.00	0.00	0.00
7080			8th Grade Field Trips	0.00	0.00	0.00	0.00	0.00
7150			Jumpstart	1,280.54	0.00	1,223.35	0.00	57.19
7170			Participation Fees - Clubs & Orgs	2,039.16	197.00	0.00	0.00	2,236.16
7900			Field Trips-Other	0.00	0.00	0.00	0.00	0.00
		Q	Totals:	3,319.70	197.00	1,223.35	0.00	2,293.35
		NMS	Totals:	73,376.67	14,149.67	28,949.06	0.00	58,577.28

## Current Cash Balance

Sorted by Site ID, Group ID, Activity ID.  
From 10/01/2012 to 10/31/2012.

Site ID	Site Name	Group ID	Group Name	Activity ID	Activity Name	Beginning Cash	Receipts	Disbursements	Adjustments	Cash Balance
RMS	Russell Middle School									
A	ACTIVITY GENERAL									
	1010		General Admin			2,334.32	1,371.49	2,116.06	0.00	1,589.75
	1030		Staff Vending			313.40	112.00	133.26	0.00	292.14
	1035		Student Vending			825.32	25.00	356.91	0.00	493.41
	1040		Donations			24,854.71	0.00	0.00	0.00	24,854.71
		A	Totals:			28,327.75	1,508.49	2,606.23	0.00	27,230.01
B	Athletics-Girls									
	2013		Misc. Expenditures - Girls			-1,603.12	0.00	145.00	0.00	-1,748.12
		B	Totals:			-1,603.12	0.00	145.00	0.00	-1,748.12
C	Athletics-Boys									
	3013		Misc. Expenditures - Boys			-8,319.87	0.00	410.00	0.00	-8,729.87
		C	Totals:			-8,319.87	0.00	410.00	0.00	-8,729.87
D	CLUBS AND ORGANIZATIONS									
	4040		Art			85.19	34.00	17.88	0.00	101.31
	4180		Culinary Competition			6.62	0.00	0.00	0.00	6.62
	4260		FCS Club			578.13	0.00	0.00	0.00	578.13
	4370		Industrial Arts			-1,156.02	291.50	0.00	0.00	-864.52
	4500		Music			5,170.09	0.00	1,360.88	0.00	3,809.21
	4530		Orchestra			0.00	0.00	0.00	0.00	0.00
	4540		Other Clubs			419.01	61.50	101.78	0.00	378.73
	4710		Student Council			1,065.86	1,207.00	973.93	0.00	1,298.93
	4770		Yearbook			38,740.26	13,470.00	0.00	0.00	52,210.26
		D	Totals:			44,909.14	15,064.00	2,454.47	0.00	57,518.67
E	ADMINISTRATIVE CUSTODIAL									
	5025		Fines - Library Book			3,878.28	25.00	0.00	0.00	3,903.28
	5030		Counseling Center			730.24	0.00	0.00	0.00	730.24
	5040		Fundraising-General			22,126.48	105.80	7,791.31	0.00	14,440.97
	5050		HAL			81.43	0.00	350.00	0.00	-268.57
	5060		Hospitality			1,045.85	80.00	0.00	0.00	1,125.85
	5070		Library			203.82	998.65	988.65	0.00	213.82
	5100		Other Adm Custodial			0.00	0.00	0.00	0.00	0.00
	5110		Other Student Activities			1,051.34	400.00	0.00	0.00	1,451.34
	5120		P.E.			316.46	0.00	0.00	0.00	316.46
	5165		Logo Sales			-2,171.55	128.00	149.80	0.00	-2,193.35
		E	Totals:			27,262.35	1,737.45	9,279.76	0.00	19,720.04
Q	STUDENT FEE FUND									
	7060		6th Grade Field Trips			831.00	1,672.00	672.00	0.00	1,831.00
	7070		7th Grade Field Trips			-61.58	0.00	0.00	0.00	-61.58
	7080		8th Grade Field Trips			743.50	0.00	0.00	0.00	743.50
	7150		Jumpstart			0.00	0.00	0.00	0.00	0.00
	7170		Participation Fees - Clubs & Orgs			-25.93	0.00	0.00	0.00	-25.93

## Current Cash Balance

Sorted by Site ID, Group ID, Activity ID.  
From 10/01/2012 to 10/31/2012.

Site ID Group ID	Site Name Group Name	Activity ID	Activity Name		Beginning Cash	Receipts	Disbursements	Adjustments	Cash Balance
		7900	Field Trips-Other		0.00	0.00	0.00	0.00	0.00
				Q					
				Totals:	1,486.99	1,672.00	672.00	0.00	2,486.99
S	ATHLETIC								
		9070	Miscellaneous Receipts		578.50	0.00	0.00	0.00	578.50
				S					
				Totals:	578.50	0.00	0.00	0.00	578.50
				RMS					
				Totals:	92,641.74	19,981.94	15,567.46	0.00	97,056.22

## Current Cash Balance

Sorted by Site ID, Group ID, Activity ID.  
From 10/01/2012 to 10/31/2012.

Site ID	Site Name	Group ID	Group Name	Activity ID	Activity Name	Beginning Cash	Receipts	Disbursements	Adjustments	Cash Balance
Horizon	Millard Horizon High School									
A	ACTIVITY GENERAL									
	1010		General Admin			2,820.34	0.34	1,777.64	0.00	1,043.04
	1030		Staff Vending			5,500.33	0.00	131.09	0.00	5,369.24
			A	Totals:		8,320.67	0.34	1,908.73	0.00	6,412.28
D	CLUBS AND ORGANIZATIONS									
	4710		Student Council			113.00	0.00	0.00	0.00	113.00
	4790		DLM Academy			0.00	0.00	0.00	0.00	0.00
			D	Totals:		113.00	0.00	0.00	0.00	113.00
			Horizon	Totals:		8,433.67	0.34	1,908.73	0.00	6,525.28



## Current Cash Balance

Sorted by Site ID, Group ID, Activity ID.  
From 10/01/2012 to 10/31/2012.

Site ID	Site Name	Beginning Cash	Receipts	Disbursements	Adjustments	Cash Balance
Group ID	Group Name					
	Activity ID Activity Name					
NHS	Millard North High School					
A	ACTIVITY GENERAL					
	1010 General Admin	37,897.80	101.25	795.42	0.00	37,203.63
	1025 Savings	-375,009.65	-95.81	0.00	0.00	-375,105.46
	1030 Staff Vending	1,502.83	0.00	1,665.05	0.00	-162.22
	1035 Student Vending	13,692.36	0.00	56.23	0.00	13,636.13
	1040 Donations	0.00	0.00	0.00	0.00	0.00
	1050 Projects/Support	0.00	0.00	0.00	0.00	0.00
	1070 Start Up Cash	-10,400.00	24,000.00	15,000.00	0.00	-1,400.00
	1090 Other Revenue	924.61	95.81	0.00	0.00	1,020.42
	1110 Extracurr Transportation	-5,064.09	0.00	2,220.19	0.00	-7,284.28
	A Totals:	-336,456.14	24,101.25	19,736.89	0.00	-332,091.78
B	Athletics-Girls					
	2001 Awards - Girls	0.00	0.00	0.00	0.00	0.00
	2002 Camps - Girls	0.00	0.00	0.00	0.00	0.00
	2003 Entry Fees - Girls	1,690.00	125.00	0.00	0.00	1,815.00
	2004 Equipment - Girls	0.00	0.00	0.00	0.00	0.00
	2005 Lodging - Girls	0.00	0.00	0.00	0.00	0.00
	2006 Meals - Girls	0.00	0.00	0.00	0.00	0.00
	2007 Officials - Girls	0.00	0.00	0.00	0.00	0.00
	2009 Scouting - Girls	0.00	0.00	0.00	0.00	0.00
	2010 Security - Girls	0.00	0.00	0.00	0.00	0.00
	2011 Transportation - Girls	65.00	65.00	0.00	0.00	130.00
	2012 Uniforms/Apparel - Girls	0.00	0.00	0.00	0.00	0.00
	2013 Misc. Expenditures - Girls	0.00	0.00	0.00	0.00	0.00
	2051 Awards - Girls Basketball	0.00	0.00	0.00	0.00	0.00
	2052 Camps - Girls Basketball	1,400.16	238.00	200.00	0.00	1,438.16
	2053 Entry Fees - Girls Basketball	0.00	0.00	0.00	0.00	0.00
	2054 Equipment - Girls Basketball	0.00	0.00	19.75	0.00	-19.75
	2055 Lodging - Girls Basketball	0.00	0.00	0.00	0.00	0.00
	2056 Meals - Girls Basketball	0.00	0.00	0.00	0.00	0.00
	2057 Officials - Girls Basketball	0.00	0.00	0.00	0.00	0.00
	2058 Prof. Development - Girls Basketball	0.00	0.00	655.18	0.00	-655.18
	2059 Scouting - Girls Basketball	0.00	0.00	0.00	0.00	0.00
	2060 Security - Girls Basketball	0.00	0.00	0.00	0.00	0.00
	2061 Transportation - Girls Basketball	0.00	0.00	0.00	0.00	0.00
	2062 Uniforms/Apparel - Girls Basketball	0.00	0.00	65.00	0.00	-65.00
	2063 Misc. Expenditures - Girls Basketball	0.00	0.00	0.00	0.00	0.00
	2101 Awards - Girls Cross Country	0.00	0.00	0.00	0.00	0.00
	2102 Camps - Girls Cross Country	1,962.91	50.00	1,302.25	0.00	710.66
	2103 Entry Fees - Girls Cross Country	-510.00	0.00	0.00	0.00	-510.00
	2104 Equipment - Girls Cross Country	0.00	0.00	0.00	0.00	0.00
	2105 Lodging - Girls Cross Country	0.00	0.00	0.00	0.00	0.00
	2106 Meals - Girls Cross Country	0.00	0.00	0.00	0.00	0.00
	2107 Officials - Girls Cross Country	0.00	0.00	0.00	0.00	0.00

## Current Cash Balance

Sorted by Site ID, Group ID, Activity ID.  
From 10/01/2012 to 10/31/2012.

Site ID Group ID	Site Name Group Name	Activity ID	Activity Name	Beginning Cash	Receipts	Disbursements	Adjustments	Cash Balance
2108			Prof. Development - Girls Cross Country	0.00	0.00	0.00	0.00	0.00
2109			Scouting - Girls Cross Country	0.00	0.00	0.00	0.00	0.00
2110			Security - Girls Cross Country	0.00	0.00	0.00	0.00	0.00
2111			Transportation - Girls Cross Country	0.00	0.00	479.62	0.00	-479.62
2112			Uniforms/Apparel - Girls Cross Country	0.00	0.00	0.00	0.00	0.00
2113			Misc. Expenditures - Girls Cross Country	0.00	0.00	0.00	0.00	0.00
2151			Awards - Girls Golf	0.00	0.00	0.00	0.00	0.00
2152			Camps - Girls Golf	1,101.33	162.50	0.00	0.00	1,263.83
2153			Entry Fees - Girls Golf	-705.00	0.00	0.00	0.00	-705.00
2154			Equipment - Girls Golf	-16.00	0.00	0.00	0.00	-16.00
2155			Lodging - Girls Golf	0.00	0.00	738.00	0.00	-738.00
2156			Meals - Girls Golf	-180.00	0.00	350.00	0.00	-530.00
2157			Officials - Girls Golf	0.00	0.00	0.00	0.00	0.00
2158			Prof. Development - Girls Golf	0.00	0.00	0.00	0.00	0.00
2159			Scouting - Girls Golf	0.00	0.00	0.00	0.00	0.00
2160			Security - Girls Golf	0.00	0.00	0.00	0.00	0.00
2161			Transportation - Girls Golf	-1,160.86	0.00	1,195.60	0.00	-2,356.46
2162			Uniforms/Apparel - Girls Golf	0.00	0.00	0.00	0.00	0.00
2163			Misc. Expenditures - Girls Golf	-61.00	0.00	0.00	0.00	-61.00
2201			Awards - Girls Soccer	0.00	0.00	0.00	0.00	0.00
2202			Camps - Girls Soccer	1,152.10	230.00	0.00	0.00	1,382.10
2203			Entry Fees - Girls Soccer	0.00	0.00	0.00	0.00	0.00
2204			Equipment - Girls Soccer	0.00	0.00	0.00	0.00	0.00
2205			Lodging - Girls Soccer	0.00	0.00	0.00	0.00	0.00
2206			Meals - Girls Soccer	0.00	0.00	0.00	0.00	0.00
2207			Officials - Girls Soccer	0.00	0.00	0.00	0.00	0.00
2208			Prof. Development - Girls Soccer	0.00	0.00	0.00	0.00	0.00
2209			Scouting - Girls Soccer	0.00	0.00	0.00	0.00	0.00
2210			Security - Girls Soccer	0.00	0.00	0.00	0.00	0.00
2211			Transportation - Girls Soccer	0.00	0.00	0.00	0.00	0.00
2213			Misc. Expenditures - Girls Soccer	0.00	0.00	0.00	0.00	0.00
2251			Awards - Girls Swimming	0.00	0.00	231.00	0.00	-231.00
2252			Camps - Girls Swimming	687.41	212.50	0.00	0.00	899.91
2253			Entry Fees - Girls Swimming	0.00	0.00	0.00	0.00	0.00
2254			Equipment - Girls Swimming	0.00	0.00	0.00	0.00	0.00
2255			Lodging - Girls Swimming	0.00	0.00	0.00	0.00	0.00
2256			Meals - Girls Swimming	0.00	0.00	0.00	0.00	0.00
2257			Officials - Girls Swimming	0.00	0.00	0.00	0.00	0.00
2258			Prof. Development - Girls Swimming	0.00	0.00	0.00	0.00	0.00
2259			Scouting - Girls Swimming	0.00	0.00	0.00	0.00	0.00
2260			Security - Girls Swimming	0.00	0.00	0.00	0.00	0.00
2261			Transportation - Girls Swimming	0.00	0.00	0.00	0.00	0.00
2262			Uniforms/Apparel - Girls Swimming	0.00	0.00	0.00	0.00	0.00
2263			Misc. Expenditures - Girls Swimming	0.00	0.00	0.00	0.00	0.00
2301			Awards - Girls Tennis	0.00	0.00	0.00	0.00	0.00
2302			Camps - Girls Tennis	0.00	56.25	0.00	0.00	56.25

## Current Cash Balance

Sorted by Site ID, Group ID, Activity ID.  
From 10/01/2012 to 10/31/2012.

Site ID Group ID	Site Name Group Name Activity ID	Activity Name	Beginning Cash	Receipts	Disbursements	Adjustments	Cash Balance
2303		Entry Fees - Girls Tennis	0.00	0.00	0.00	0.00	0.00
2305		Lodging - Girls Tennis	0.00	0.00	0.00	0.00	0.00
2306		Meals - Girls Tennis	0.00	0.00	0.00	0.00	0.00
2307		Officials - Girls Tennis	0.00	0.00	0.00	0.00	0.00
2308		Prof. Development - Girls Tennis	0.00	0.00	0.00	0.00	0.00
2309		Scouting - Girls Tennis	0.00	0.00	0.00	0.00	0.00
2310		Security - Girls Tennis	0.00	0.00	0.00	0.00	0.00
2311		Transportation - Girls Tennis	0.00	0.00	0.00	0.00	0.00
2312		Uniforms/Apparel - Girls Tennis	0.00	0.00	0.00	0.00	0.00
2313		Misc. Expenditures - Girls Tennis	0.00	0.00	0.00	0.00	0.00
2351		Awards - Girls Track	0.00	0.00	0.00	0.00	0.00
2352		Camps - Girls Track	515.91	270.00	0.00	0.00	785.91
2353		Entry Fees - Girls Track	0.00	0.00	0.00	0.00	0.00
2354		Equipment - Girls Track	0.00	0.00	0.00	0.00	0.00
2355		Lodging - Girls Track	0.00	0.00	0.00	0.00	0.00
2356		Meals - Girls Track	0.00	0.00	0.00	0.00	0.00
2357		Officials - Girls Track	0.00	0.00	0.00	0.00	0.00
2358		Prof. Development - Girls Track	-40.00	0.00	0.00	0.00	-40.00
2359		Scouting - Girls Track	0.00	0.00	0.00	0.00	0.00
2360		Security - Girls Track	0.00	0.00	0.00	0.00	0.00
2361		Transportation - Girls Track	0.00	0.00	0.00	0.00	0.00
2362		Uniforms/Apparel - Girls Track	0.00	0.00	0.00	0.00	0.00
2363		Misc. Expenditures - Girls Track	0.00	0.00	0.00	0.00	0.00
2401		Awards - Girls Volleyball	-72.83	0.00	0.00	0.00	-72.83
2402		Camps - Girls Volleyball	4,243.54	690.00	1,486.37	-231.00	3,216.17
2403		Entry Fees - Girls Volleyball	-590.00	0.00	205.00	0.00	-795.00
2404		Equipment - Girls Volleyball	-17.50	0.00	282.01	0.00	-299.51
2405		Lodging - Girls Volleyball	0.00	0.00	0.00	0.00	0.00
2406		Meals - Girls Volleyball	0.00	0.00	0.00	0.00	0.00
2407		Officials - Girls Volleyball	-4,095.00	0.00	1,460.00	0.00	-5,555.00
2408		Prof. Development - Girls Volleyball	0.00	0.00	0.00	0.00	0.00
2409		Scouting - Girls Volleyball	0.00	0.00	0.00	0.00	0.00
2410		Security - Girls Volleyball	0.00	0.00	0.00	0.00	0.00
2411		Transportation - Girls Volleyball	-306.86	0.00	54.66	0.00	-361.52
2412		Uniforms/Apparel - Girls Volleyball	0.00	0.00	0.00	0.00	0.00
2413		Misc. Expenditures - Girls Volleyball	0.00	0.00	0.00	0.00	0.00
2451		Awards - Girls Softball	-43.90	0.00	0.00	0.00	-43.90
2452		Camps - Girls Softball	2,082.64	221.50	245.36	0.00	2,058.78
2453		Entry Fees - Girls Softball	-475.00	0.00	0.00	0.00	-475.00
2454		Equipment - Girls Softball	0.00	0.00	0.00	0.00	0.00
2455		Lodging - Girls Softball	0.00	0.00	0.00	0.00	0.00
2456		Meals - Girls Softball	0.00	0.00	0.00	0.00	0.00
2457		Officials - Girls Softball	-2,284.00	0.00	0.00	0.00	-2,284.00
2458		Prof. Development - Girls Softball	0.00	0.00	0.00	0.00	0.00
2459		Scouting - Girls Softball	0.00	0.00	0.00	0.00	0.00
2460		Security - Girls Softball	0.00	0.00	0.00	0.00	0.00

# Current Cash Balance

Sorted by Site ID, Group ID, Activity ID.  
From 10/01/2012 to 10/31/2012.

Site ID Group ID	Site Name Group Name	Activity ID	Activity Name	Beginning Cash	Receipts	Disbursements	Adjustments	Cash Balance
2461			Transportation - Girls Softball	0.00	0.00	1,399.98	0.00	-1,399.98
2462			Uniforms/Apparel - Girls Softball	0.00	0.00	0.00	0.00	0.00
2463			Misc. Expenditures - Girls Softball	0.00	0.00	0.00	0.00	0.00
B Totals:				4,343.05	2,320.75	10,369.78	-231.00	-3,936.98

## Current Cash Balance

Sorted by Site ID, Group ID, Activity ID.  
From 10/01/2012 to 10/31/2012.

Site ID Group ID	Site Name Group Name Activity ID Activity Name	Beginning Cash	Receipts	Disbursements	Adjustments	Cash Balance
C	Athletics-Boys					
	3001 Awards - Boys	0.00	0.00	0.00	0.00	0.00
	3002 Camps - Boys	0.00	0.00	0.00	0.00	0.00
	3004 Equipment - Boys	0.00	0.00	0.00	0.00	0.00
	3005 Lodging - Boys	0.00	0.00	0.00	0.00	0.00
	3006 Meals - Boys	0.00	0.00	0.00	0.00	0.00
	3007 Officials - Boys	0.00	0.00	-50.00	0.00	50.00
	3008 Prof. Development - Boys	0.00	0.00	0.00	0.00	0.00
	3009 Scouting - Boys	0.00	0.00	0.00	0.00	0.00
	3010 Security - Boys	0.00	0.00	0.00	0.00	0.00
	3011 Transportation - Boys	0.00	0.00	0.00	0.00	0.00
	3012 Uniforms/Apparel - Boys	0.00	0.00	0.00	0.00	0.00
	3013 Misc. Expenditures - Boys	0.00	0.00	0.00	0.00	0.00
	3051 Awards - Boys Basketball	0.00	0.00	0.00	0.00	0.00
	3052 Camps - Boys Basketball	2,699.49	692.50	0.00	0.00	3,391.99
	3053 Entry Fees - Boys Basketball	0.00	0.00	0.00	0.00	0.00
	3054 Equipment - Boys Basketball	0.00	0.00	23.70	0.00	-23.70
	3055 Lodging - Boys Basketball	0.00	0.00	0.00	0.00	0.00
	3056 Meals - Boys Basketball	0.00	0.00	0.00	0.00	0.00
	3057 Officials - Boys Basketball	0.00	0.00	0.00	0.00	0.00
	3058 Prof. Development - Boys Basketball	0.00	0.00	250.00	0.00	-250.00
	3059 Scouting - Boys Basketball	0.00	0.00	0.00	0.00	0.00
	3060 Security - Boys Basketball	0.00	0.00	0.00	0.00	0.00
	3061 Transportation - Boys Basketball	0.00	0.00	0.00	0.00	0.00
	3062 Uniforms/Apparel - Boys Basketball	0.00	0.00	0.00	0.00	0.00
	3063 Misc. Expenditures - Boys Basketball	0.00	0.00	0.00	0.00	0.00
	3101 Awards - Boys Cross Country	0.00	0.00	0.00	0.00	0.00
	3102 Camps - Boys Cross Country	1,962.92	285.50	1,388.00	0.00	860.42
	3103 Entry Fees - Boys Cross Country	-360.00	0.00	0.00	0.00	-360.00
	3104 Equipment - Boys Cross Country	0.00	0.00	0.00	0.00	0.00
	3105 Lodging - Boys Cross Country	0.00	0.00	0.00	0.00	0.00
	3106 Meals - Boys Cross Country	0.00	0.00	0.00	0.00	0.00
	3107 Officials - Boys Cross Country	0.00	0.00	0.00	0.00	0.00
	3108 Prof. Development - Boys Cross Country	0.00	0.00	0.00	0.00	0.00
	3109 Scouting - Boys Cross Country	0.00	0.00	0.00	0.00	0.00
	3110 Security - Boys Cross Country	0.00	0.00	0.00	0.00	0.00
	3111 Transportation - Boys Cross Country	0.00	0.00	479.63	0.00	-479.63
	3112 Uniforms/Apparel - Boys Cross Country	0.00	0.00	0.00	0.00	0.00
	3113 Misc. Expenditures - Boys Cross Country	0.00	0.00	0.00	0.00	0.00
	3151 Awards - Boys Golf	0.00	0.00	0.00	0.00	0.00
	3152 Camps - Boys Golf	971.47	132.50	0.00	0.00	1,103.97
	3153 Entry Fees - Boys Golf	0.00	0.00	0.00	0.00	0.00
	3154 Equipment - Boys Golf	0.00	0.00	0.00	0.00	0.00
	3155 Lodging - Boys Golf	0.00	0.00	0.00	0.00	0.00
	3156 Meals - Boys Golf	0.00	0.00	0.00	0.00	0.00
	3157 Officials - Boys Golf	0.00	0.00	0.00	0.00	0.00

## Current Cash Balance

Sorted by Site ID, Group ID, Activity ID.  
From 10/01/2012 to 10/31/2012.

Site ID Group ID	Site Name Group Name	Activity ID	Activity Name	Beginning Cash	Receipts	Disbursements	Adjustments	Cash Balance
3158			Prof. Development - Boys Golf	0.00	0.00	0.00	0.00	0.00
3159			Scouting - Boys Golf	0.00	0.00	0.00	0.00	0.00
3160			Security - Boys Golf	0.00	0.00	0.00	0.00	0.00
3161			Transportation - Boys Golf	0.00	0.00	0.00	0.00	0.00
3162			Uniforms/Apparel - Boys Golf	0.00	0.00	0.00	0.00	0.00
3163			Misc. Expenditures - Boys Golf	0.00	0.00	0.00	0.00	0.00
3201			Awards - Boys Soccer	0.00	0.00	0.00	0.00	0.00
3202			Camps - Boys Soccer	215.82	348.00	0.00	0.00	563.82
3203			Entry Fees - Boys Soccer	0.00	0.00	0.00	0.00	0.00
3204			Equipment - Boys Soccer	0.00	0.00	0.00	0.00	0.00
3205			Lodging - Boys Soccer	0.00	0.00	0.00	0.00	0.00
3206			Meals - Boys Soccer	0.00	0.00	0.00	0.00	0.00
3207			Officials - Boys Soccer	0.00	0.00	0.00	0.00	0.00
3208			Prof. Development - Boys Soccer	0.00	0.00	0.00	0.00	0.00
3209			Scouting - Boys Soccer	0.00	0.00	0.00	0.00	0.00
3210			Security - Boys Soccer	0.00	0.00	0.00	0.00	0.00
3211			Transportation - Boys Soccer	0.00	0.00	0.00	0.00	0.00
3213			Misc. Expenditures - Boys Soccer	0.00	0.00	0.00	0.00	0.00
3251			Awards - Boys Swimming	0.00	0.00	0.00	0.00	0.00
3252			Camps - Boys Swimming	787.71	212.50	0.00	0.00	1,000.21
3253			Entry Fees - Boys Swimming	0.00	0.00	0.00	0.00	0.00
3254			Equipment - Boys Swimming	0.00	0.00	0.00	0.00	0.00
3255			Lodging - Boys Swimming	0.00	0.00	0.00	0.00	0.00
3256			Meals - Boys Swimming	0.00	0.00	0.00	0.00	0.00
3257			Officials - Boys Swimming	0.00	0.00	0.00	0.00	0.00
3258			Prof. Development - Boys Swimming	0.00	0.00	0.00	0.00	0.00
3259			Scouting - Boys Swimming	0.00	0.00	0.00	0.00	0.00
3260			Security - Boys Swimming	0.00	0.00	0.00	0.00	0.00
3261			Transportation - Boys Swimming	0.00	0.00	0.00	0.00	0.00
3262			Uniforms/Apparels - Boys Swimming	0.00	0.00	0.00	0.00	0.00
3263			Misc. Expenditures - Boys Swimming	0.00	0.00	0.00	0.00	0.00
3301			Awards - Boys Tennis	-101.75	0.00	0.00	0.00	-101.75
3302			Camps - Boys Tennis	-1,308.00	1,204.38	0.00	0.00	-103.62
3303			Entry Fees - Boys Tennis	-180.00	0.00	0.00	0.00	-180.00
3304			Equipment - Boys Tennis	-1,399.30	0.00	61.99	0.00	-1,461.29
3305			Lodging - Boys Tennis	0.00	0.00	0.00	0.00	0.00
3306			Meals - Boys Tennis	0.00	0.00	0.00	0.00	0.00
3307			Officials - Boys Tennis	0.00	0.00	0.00	0.00	0.00
3308			Prof. Development - Boys Tennis	0.00	0.00	166.65	0.00	-166.65
3309			Scouting - Boys Tennis	0.00	0.00	0.00	0.00	0.00
3310			Security - Boys Tennis	0.00	0.00	0.00	0.00	0.00
3311			Transportation - Boys Tennis	-1,050.00	0.00	0.00	0.00	-1,050.00
3312			Uniforms/Apparel - Boys Tennis	0.00	0.00	0.00	0.00	0.00
3313			Misc. Expenditures - Boys Tennis	0.00	0.00	275.00	0.00	-275.00
3351			Awards - Boys Track	0.00	0.00	0.00	0.00	0.00
3352			Camps - Boys Track	0.00	416.00	0.00	0.00	416.00

## Current Cash Balance

Sorted by Site ID, Group ID, Activity ID.  
From 10/01/2012 to 10/31/2012.

Site ID Group ID	Site Name Group Name	Activity ID	Activity Name	Beginning Cash	Receipts	Disbursements	Adjustments	Cash Balance
3353			Entry Fees - Boys Track	0.00	0.00	0.00	0.00	0.00
3354			Equipment - Boys Track	0.00	0.00	0.00	0.00	0.00
3355			Lodging - Boys Track	0.00	0.00	0.00	0.00	0.00
3356			Meals - Boys Track	0.00	0.00	0.00	0.00	0.00
3357			Officials - Boys Track	-30.00	0.00	0.00	0.00	-30.00
3358			Prof. Development - Boys Track	0.00	0.00	0.00	0.00	0.00
3359			Scouting - Boys Track	0.00	0.00	0.00	0.00	0.00
3360			Security - Boys Track	0.00	0.00	0.00	0.00	0.00
3361			Transportation - Boys Track	0.00	0.00	0.00	0.00	0.00
3362			Uniforms/Apparel - Boys Track	0.00	0.00	0.00	0.00	0.00
3363			Misc. Expenditures - Boys Track	0.00	0.00	0.00	0.00	0.00
3451			Awards - Boys Baseball	0.00	0.00	0.00	0.00	0.00
3452			Camps - Boys Baseball	1,246.77	1,483.00	0.00	0.00	2,729.77
3453			Entry Fees - Boys Baseball	0.00	0.00	0.00	0.00	0.00
3454			Equipment - Boys Baseball	0.00	0.00	0.00	0.00	0.00
3455			Lodging - Boys Baseball	0.00	0.00	0.00	0.00	0.00
3456			Meals - Boys Baseball	0.00	0.00	0.00	0.00	0.00
3457			Officials - Boys Baseball	0.00	0.00	0.00	0.00	0.00
3458			Prof. Development - Boys Baseball	0.00	0.00	0.00	0.00	0.00
3459			Scouting - Boys Baseball	0.00	0.00	0.00	0.00	0.00
3460			Security - Boys Baseball	0.00	0.00	0.00	0.00	0.00
3461			Transportation - Boys Baseball	0.00	0.00	0.00	0.00	0.00
3462			Uniforms/Apparel - Boys Baseball	0.00	0.00	0.00	0.00	0.00
3463			Misc. Expenditures - Boys Baseball	0.00	0.00	0.00	0.00	0.00
3501			Awards - Boys Football	0.00	0.00	0.00	0.00	0.00
3502			Camps - Boys Football	2,219.38	2,403.50	0.00	0.00	4,622.88
3503			Entry Fees - Boys Football	0.00	0.00	0.00	0.00	0.00
3504			Equipment - Boys Football	-4,428.50	0.00	318.80	0.00	-4,747.30
3505			Lodging - Boys Football	0.00	0.00	0.00	0.00	0.00
3506			Meals - Boys Football	0.00	0.00	143.51	0.00	-143.51
3507			Officials - Boys Football	-2,592.00	0.00	3,123.00	0.00	-5,715.00
3508			Prof. Development - Boys Football	0.00	0.00	0.00	0.00	0.00
3509			Scouting - Boys Football	0.00	0.00	0.00	0.00	0.00
3510			Security - Boys Football	-1,230.00	0.00	1,295.00	0.00	-2,525.00
3511			Transportation - Boys Football	0.00	0.00	9.77	0.00	-9.77
3512			Uniforms/Apparel - Boys Football	0.00	0.00	11,264.00	0.00	-11,264.00
3513			Misc Expenditures-Boys Football	0.00	0.00	0.00	0.00	0.00
3515			Misc. Expenditures - Boys Football	0.00	0.00	59.00	0.00	-59.00
3551			Awards - Boys Wrestling	0.00	0.00	0.00	0.00	0.00
3552			Camps - Boys Wrestling	3,065.01	120.50	0.00	0.00	3,185.51
3553			Entry Fees - Boys Wrestling	0.00	0.00	0.00	0.00	0.00
3554			Equipment - Boys Wrestling	0.00	0.00	0.00	0.00	0.00
3555			Lodging - Boys Wrestling	0.00	0.00	0.00	0.00	0.00
3556			Meals - Boys Wrestling	0.00	0.00	0.00	0.00	0.00
3557			Officials - Boys Wrestling	0.00	0.00	0.00	0.00	0.00
3558			Prof. Development - Boys Wrestling	0.00	0.00	0.00	0.00	0.00

# Current Cash Balance

Sorted by Site ID, Group ID, Activity ID.  
From 10/01/2012 to 10/31/2012.

Site ID Group ID	Site Name Group Name	Activity ID	Activity Name	Beginning Cash	Receipts	Disbursements	Adjustments	Cash Balance
3559	Scouting - Boys Wrestling			0.00	0.00	0.00	0.00	0.00
3560	Security - Boys Wrestling			0.00	0.00	0.00	0.00	0.00
3561	Transportation - Boys Wrestling			0.00	0.00	0.00	0.00	0.00
3562	Uniforms/Apparel - Boys Wrestling			0.00	0.00	0.00	0.00	0.00
3563	Misc. Expenditures - Boys Wrestling			0.00	0.00	0.00	0.00	0.00
C Totals:				489.02	7,298.38	18,808.05	0.00	-11,020.65



## Current Cash Balance

Sorted by Site ID, Group ID, Activity ID.  
From 10/01/2012 to 10/31/2012.

Site ID Group ID	Site Name Group Name Activity ID    Activity Name	Beginning Cash	Receipts	Disbursements	Adjustments	Cash Balance
D	CLUBS AND ORGANIZATIONS					
4010	40 Assets	179.76	0.00	0.00	0.00	179.76
4030	Amnesty International	43.60	680.95	0.00	0.00	724.55
4040	Art	849.93	0.00	0.00	0.00	849.93
4050	Astronomy Club	99.65	0.00	0.00	0.00	99.65
4060	Band	797.62	614.50	492.06	0.00	920.06
4110	Cheerleading	3,427.32	2,156.00	447.50	-624.00	4,511.82
4115	Uniforms-Cheer/Dance	-673.50	0.00	0.00	0.00	-673.50
4120	Chemistry Club	68.50	0.00	0.00	0.00	68.50
4130	Chess Club	633.08	0.00	-140.00	0.00	773.08
4140	Choir	-467.60	233.75	0.00	0.00	-233.85
4190	Dance	959.41	1,791.00	323.01	0.00	2,427.40
4200	Debate Team	409.50	33.00	0.00	0.00	442.50
4210	DECA	3,890.00	3,066.50	2,641.00	-2,120.00	2,195.50
4220	Drama Club	1,081.10	13,603.00	2,401.03	0.00	12,283.07
4230	Environmental Club	2,079.64	0.00	0.00	0.00	2,079.64
4250	FCCLA	5,135.46	0.00	423.50	325.00	5,036.96
4260	FCS Club	7,185.18	0.00	14.41	0.00	7,170.77
4280	Flag Group	-2,801.88	2,355.90	0.00	0.00	-445.98
4290	Forensics	11,404.10	1,342.50	1,442.11	0.00	11,304.49
4310	French Club	410.61	0.00	0.00	0.00	410.61
4330	Garden Club	0.00	0.00	0.00	0.00	0.00
4340	German Club	55.86	0.00	0.00	0.00	55.86
4355	Habitat for Humanity	-250.00	268.66	0.00	0.00	18.66
4360	History Club	96.72	35.00	13.13	0.00	118.59
4370	Industrial Arts	4,842.79	475.00	69.00	0.00	5,248.79
4390	Intramurals	307.91	0.00	0.00	0.00	307.91
4400	Japanese Club	0.00	0.00	0.00	0.00	0.00
4410	Junior Class	31,339.12	0.00	0.00	0.00	31,339.12
4430	Latin Club	386.92	770.00	1,056.97	0.00	99.95
4460	Literary Magazine	1,097.18	0.00	0.00	0.00	1,097.18
4480	Mascot Team	147.96	0.00	0.00	0.00	147.96
4490	M-Club	1,115.56	0.00	0.00	0.00	1,115.56
4500	Music	2,270.00	0.00	0.00	20.00	2,290.00
4510	National Honor Society	1,360.48	0.00	44.91	0.00	1,315.57
4520	Newspaper	1,724.99	220.00	330.00	0.00	1,614.99
4530	Orchestra	2,648.15	1,108.50	2,080.69	0.00	1,675.96
4540	Other Clubs	1,717.06	469.50	0.00	0.00	2,186.56
4570	Play Production	0.00	0.00	0.00	0.00	0.00
4630	Science Club	0.00	0.00	0.00	0.00	0.00
4640	Senior Class	2,965.61	0.00	0.00	0.00	2,965.61
4645	Show Choir	8,213.85	457.00	1,275.00	0.00	7,395.85
4650	Skills USA	6,564.34	12.50	0.00	600.00	7,176.84
4660	Spanish Club	174.54	659.00	594.53	0.00	239.01
4680	Speech Club	0.00	0.00	0.00	0.00	0.00
4690	Spirit Shop	1,732.06	4,056.00	4,273.56	-733.00	781.50

## Current Cash Balance

Sorted by Site ID, Group ID, Activity ID.  
From 10/01/2012 to 10/31/2012.

Site ID Group ID	Site Name Group Name	Activity ID	Activity Name	Beginning Cash	Receipts	Disbursements	Adjustments	Cash Balance
4710	Student Council			59,166.49	0.00	4,013.79	0.00	55,152.70
4730	VIA			1,415.79	0.00	0.00	0.00	1,415.79
4770	Yearbook			80,421.65	6,003.00	60,020.00	0.00	26,404.65
D Totals:				244,226.51	40,411.26	81,816.20	-2,532.00	200,289.57
E	ADMINISTRATIVE CUSTODIAL							
5010	After Prom			1,026.83	140.00	0.00	0.00	1,166.83
5020	Fines			3,284.66	96.25	362.92	0.00	3,017.99
5025	Fines - Library Book			0.00	0.00	0.00	0.00	0.00
5060	Hospitality			5,172.76	210.00	139.81	0.00	5,242.95
5070	Library			328.93	102.73	28.18	0.00	403.48
5100	Other Adm Custodial			0.00	0.00	0.00	0.00	0.00
5120	P.E.			6,293.32	0.00	118.85	0.00	6,174.47
5130	Parking			37,173.48	1,118.00	486.31	0.00	37,805.17
5140	PayBac			450.00	0.00	0.00	0.00	450.00
5150	Pool Maintenance			5,080.16	4,120.00	99.12	0.00	9,101.04
5160	PSAT Exam			4,028.73	3,420.00	6,578.77	0.00	869.96
5175	Student Scholarships			226.31	0.00	0.00	0.00	226.31
5180	Teacher Fund/Grants			5,974.62	0.00	125.73	0.00	5,848.89
5190	Transcripts			1,635.85	0.00	209.62	0.00	1,426.23
E Totals:				70,675.65	9,206.98	8,149.31	0.00	71,733.32
Q	STUDENT FEE FUND							
7160	Participation Fees - Athletics			59,980.00	1,100.00	0.00	0.00	61,080.00
7170	Participation Fees - Clubs & Orgs			0.00	985.00	0.00	-945.00	40.00
7190	Field Trips			280.00	1,899.00	268.00	0.00	1,911.00
Q Totals:				60,260.00	3,984.00	268.00	-945.00	63,031.00
R	AP/IB EXAMS							
8010	AP Exams			33,738.02	0.00	0.00	0.00	33,738.02
8020	IB Exams			2,143.80	29,736.50	413.85	0.00	31,466.45
R Totals:				35,881.82	29,736.50	413.85	0.00	65,204.47

## Current Cash Balance

Sorted by Site ID, Group ID, Activity ID.  
From 10/01/2012 to 10/31/2012.

Site ID Group ID	Site Name Group Name	Activity ID	Activity Name	Beginning Cash	Receipts	Disbursements	Adjustments	Cash Balance
S	ATHLETIC							
		9010	Gate Receipts	39,488.32	32,035.00	4,071.37	0.00	67,451.95
		9030	Concessions	24,003.48	14,189.77	8,790.16	0.00	29,403.09
		9040	Tickets	21,070.00	40.00	0.00	0.00	21,110.00
		9050	Athletic-General	6,737.97	0.00	579.99	3,708.00	9,865.98
		9060	Athletic Director	-40.25	0.00	0.00	0.00	-40.25
		9070	Miscellaneous Receipts	5,496.54	0.00	0.00	0.00	5,496.54
		9080	Fundraising-Athletic	73.78	0.00	0.00	0.00	73.78
		9090	Strength & Conditioning	0.00	0.00	0.00	0.00	0.00
		9100	Athletic Training	-789.55	0.00	258.80	0.00	-1,048.35
		9110	Activities	-1,944.00	0.00	318.00	0.00	-2,262.00
		9120	Booster Contributions-Girls	3,746.44	5,661.00	1,096.00	0.00	8,311.44
		9130	Booster Contributions-Boys	4,723.42	5,661.00	1,096.00	0.00	9,288.42
	S	Totals:		102,566.15	57,586.77	16,210.32	3,708.00	147,650.60
	NHS	Totals:		181,986.06	174,645.89	155,772.40	0.00	200,859.55

## Current Cash Balance

Sorted by Site ID, Group ID, Activity ID.  
From 10/01/2012 to 10/31/2012.

Site ID	Site Name	Beginning Cash	Receipts	Disbursements	Adjustments	Cash Balance
Group ID	Group Name					
Activity ID	Activity Name					
SHS	Millard South High School					
A	ACTIVITY GENERAL					
1010	General Admin	-5,279.96	0.00	0.00	0.00	-5,279.96
1025	Savings	0.00	0.00	0.00	0.00	0.00
1030	Staff Vending	3,719.94	0.00	555.00	0.00	3,164.94
1035	Student Vending	0.00	0.00	0.00	0.00	0.00
1040	Donations	1,903.78	0.00	0.00	0.00	1,903.78
1050	Projects/Support	-372.93	1,270.25	960.32	0.00	-63.00
1060	Public Relations	-145.00	0.00	542.95	0.00	-687.95
1070	Start Up Cash	-2,950.00	6,900.00	13,800.00	0.00	-9,850.00
1090	Other Revenue	5,073.33	0.00	0.00	0.00	5,073.33
1100	Damage & Loss Property	60.00	0.00	0.00	0.00	60.00
1110	Extracurr Transportation	-875.55	0.00	427.47	0.00	-1,303.02
1120	Equipment Replacement/Repair	0.00	0.00	0.00	0.00	0.00
1130	Building Maintenance	-110.00	0.00	55.00	0.00	-165.00
1140	Student Recognition Incentive	0.00	0.00	347.82	0.00	-347.82
1150	Capital Outlay	31,393.73	0.00	0.00	0.00	31,393.73
1160	Personnel Support	-753.81	0.00	2,870.65	0.00	-3,624.46
1170	Wellness	1,290.32	0.00	251.09	0.00	1,039.23
	A Totals:	32,953.85	8,170.25	19,810.30	0.00	21,313.80
B	Athletics-Girls					
2051	Awards - Girls Basketball	0.00	0.00	0.00	0.00	0.00
2052	Camps - Girls Basketball	1,987.49	0.00	0.00	0.00	1,987.49
2053	Entry Fees - Girls Basketball	0.00	0.00	0.00	0.00	0.00
2054	Equipment - Girls Basketball	0.00	0.00	0.00	0.00	0.00
2055	Lodging - Girls Basketball	0.00	0.00	0.00	0.00	0.00
2056	Meals - Girls Basketball	0.00	0.00	0.00	0.00	0.00
2057	Officials - Girls Basketball	0.00	0.00	0.00	0.00	0.00
2058	Prof. Development - Girls Basketball	0.00	0.00	0.00	0.00	0.00
2059	Scouting - Girls Basketball	0.00	0.00	0.00	0.00	0.00
2060	Security - Girls Basketball	0.00	0.00	0.00	0.00	0.00
2061	Transportation - Girls Basketball	0.00	0.00	0.00	0.00	0.00
2062	Uniforms/Apparel - Girls Basketball	0.00	0.00	0.00	0.00	0.00
2063	Misc. Expenditures - Girls Basketball	0.00	0.00	0.00	0.00	0.00
2101	Awards - Girls Cross Country	-148.85	0.00	0.00	0.00	-148.85
2102	Camps - Girls Cross Country	0.00	0.00	0.00	0.00	0.00
2103	Entry Fees - Girls Cross Country	-345.00	660.00	0.00	0.00	315.00
2104	Equipment - Girls Cross Country	-63.43	0.00	0.00	0.00	-63.43
2105	Lodging - Girls Cross Country	0.00	0.00	0.00	0.00	0.00
2106	Meals - Girls Cross Country	0.00	0.00	0.00	0.00	0.00
2107	Officials - Girls Cross Country	0.00	0.00	0.00	0.00	0.00
2108	Prof. Development - Girls Cross Country	0.00	0.00	0.00	0.00	0.00
2109	Scouting - Girls Cross Country	0.00	0.00	0.00	0.00	0.00
2110	Security - Girls Cross Country	0.00	0.00	0.00	0.00	0.00
2111	Transportation - Girls Cross Country	0.00	0.00	0.00	0.00	0.00

## Current Cash Balance

Sorted by Site ID, Group ID, Activity ID.  
From 10/01/2012 to 10/31/2012.

Site ID Group ID	Site Name Group Name	Activity ID	Activity Name	Beginning Cash	Receipts	Disbursements	Adjustments	Cash Balance
2112			Uniforms/Apparel - Girls Cross Country	0.00	0.00	0.00	0.00	0.00
2113			Misc. Expenditures - Girls Cross Country	-239.15	0.00	0.00	0.00	-239.15
2151			Awards - Girls Golf	-83.00	0.00	0.00	0.00	-83.00
2152			Camps - Girls Golf	0.00	0.00	0.00	0.00	0.00
2153			Entry Fees - Girls Golf	-550.00	285.00	638.00	0.00	-903.00
2154			Equipment - Girls Golf	0.00	0.00	0.00	0.00	0.00
2155			Lodging - Girls Golf	0.00	0.00	308.00	0.00	-308.00
2156			Meals - Girls Golf	0.00	19.25	126.00	0.00	-106.75
2157			Officials - Girls Golf	0.00	0.00	0.00	0.00	0.00
2158			Prof. Development - Girls Golf	0.00	0.00	0.00	0.00	0.00
2159			Scouting - Girls Golf	0.00	0.00	0.00	0.00	0.00
2160			Security - Girls Golf	0.00	0.00	0.00	0.00	0.00
2161			Transportation - Girls Golf	0.00	0.00	843.95	0.00	-843.95
2162			Uniforms/Apparel - Girls Golf	0.00	0.00	0.00	0.00	0.00
2163			Misc. Expenditures - Girls Golf	-500.00	0.00	40.00	0.00	-540.00
2201			Awards - Girls Soccer	0.00	0.00	0.00	0.00	0.00
2202			Camps - Girls Soccer	483.33	0.00	0.00	0.00	483.33
2203			Entry Fees - Girls Soccer	0.00	0.00	0.00	0.00	0.00
2204			Equipment - Girls Soccer	0.00	0.00	0.00	0.00	0.00
2205			Lodging - Girls Soccer	0.00	0.00	0.00	0.00	0.00
2206			Meals - Girls Soccer	0.00	0.00	0.00	0.00	0.00
2207			Officials - Girls Soccer	0.00	0.00	0.00	0.00	0.00
2208			Prof. Development - Girls Soccer	-121.99	0.00	0.00	0.00	-121.99
2209			Scouting - Girls Soccer	0.00	0.00	0.00	0.00	0.00
2210			Security - Girls Soccer	0.00	0.00	0.00	0.00	0.00
2211			Transportation - Girls Soccer	0.00	0.00	0.00	0.00	0.00
2212			Uniforms/Apparel - Girls Soccer	0.00	0.00	0.00	0.00	0.00
2213			Misc. Expenditures - Girls Soccer	0.00	0.00	0.00	0.00	0.00
2251			Awards - Girls Swimming	0.00	0.00	0.00	0.00	0.00
2252			Camps - Girls Swimming	0.00	0.00	0.00	0.00	0.00
2253			Entry Fees - Girls Swimming	0.00	0.00	0.00	0.00	0.00
2254			Equipment - Girls Swimming	0.00	0.00	0.00	0.00	0.00
2255			Lodging - Girls Swimming	0.00	0.00	0.00	0.00	0.00
2256			Meals - Girls Swimming	0.00	0.00	0.00	0.00	0.00
2257			Officials - Girls Swimming	0.00	0.00	0.00	0.00	0.00
2258			Prof. Development - Girls Swimming	0.00	0.00	0.00	0.00	0.00
2259			Scouting - Girls Swimming	0.00	0.00	0.00	0.00	0.00
2260			Security - Girls Swimming	0.00	0.00	0.00	0.00	0.00
2261			Transportation - Girls Swimming	0.00	0.00	0.00	0.00	0.00
2262			Uniforms/Apparel - Girls Swimming	0.00	0.00	2,133.00	0.00	-2,133.00
2263			Misc. Expenditures - Girls Swimming	0.00	0.00	250.57	0.00	-250.57
2301			Awards - Girls Tennis	0.00	0.00	0.00	0.00	0.00
2302			Camps - Girls Tennis	0.00	0.00	0.00	0.00	0.00
2303			Entry Fees - Girls Tennis	0.00	0.00	0.00	0.00	0.00
2304			Equipment - Girls Tennis	0.00	0.00	45.10	0.00	-45.10
2305			Lodging - Girls Tennis	0.00	0.00	0.00	0.00	0.00

## Current Cash Balance

Sorted by Site ID, Group ID, Activity ID.  
From 10/01/2012 to 10/31/2012.

Site ID Group ID	Site Name Group Name Activity ID	Activity Name	Beginning Cash	Receipts	Disbursements	Adjustments	Cash Balance
2306		Meals - Girls Tennis	0.00	0.00	0.00	0.00	0.00
2307		Officials - Girls Tennis	0.00	0.00	0.00	0.00	0.00
2308		Prof. Development - Girls Tennis	0.00	0.00	0.00	0.00	0.00
2309		Scouting - Girls Tennis	0.00	0.00	0.00	0.00	0.00
2310		Security - Girls Tennis	0.00	0.00	0.00	0.00	0.00
2311		Transportation - Girls Tennis	0.00	0.00	0.00	0.00	0.00
2312		Uniforms/Apparel - Girls Tennis	0.00	0.00	0.00	0.00	0.00
2313		Misc. Expenditures - Girls Tennis	0.00	0.00	0.00	0.00	0.00
2351		Awards - Girls Track	0.00	0.00	0.00	0.00	0.00
2352		Camps - Girls Track	0.00	0.00	0.00	0.00	0.00
2353		Entry Fees - Girls Track	0.00	0.00	0.00	0.00	0.00
2354		Equipment - Girls Track	0.00	0.00	0.00	0.00	0.00
2355		Lodging - Girls Track	0.00	0.00	0.00	0.00	0.00
2356		Meals - Girls Track	0.00	0.00	0.00	0.00	0.00
2357		Officials - Girls Track	0.00	0.00	0.00	0.00	0.00
2358		Prof. Development - Girls Track	0.00	0.00	0.00	0.00	0.00
2359		Scouting - Girls Track	0.00	0.00	0.00	0.00	0.00
2360		Security - Girls Track	0.00	0.00	0.00	0.00	0.00
2361		Transportation - Girls Track	0.00	0.00	0.00	0.00	0.00
2362		Uniforms/Apparel - Girls Track	25.00	0.00	0.00	0.00	25.00
2363		Misc. Expenditures - Girls Track	0.00	0.00	0.00	0.00	0.00
2401		Awards - Girls Volleyball	-128.25	0.00	0.00	0.00	-128.25
2402		Camps - Girls Volleyball	4,223.66	0.00	1,458.50	0.00	2,765.16
2403		Entry Fees - Girls Volleyball	-775.00	0.00	100.00	0.00	-875.00
2404		Equipment - Girls Volleyball	-588.60	0.00	0.00	0.00	-588.60
2405		Lodging - Girls Volleyball	0.00	0.00	0.00	0.00	0.00
2406		Meals - Girls Volleyball	0.00	0.00	102.00	0.00	-102.00
2407		Officials - Girls Volleyball	-1,315.00	0.00	1,040.00	0.00	-2,355.00
2408		Prof. Development - Girls Volleyball	0.00	0.00	0.00	0.00	0.00
2409		Scouting - Girls Volleyball	0.00	0.00	0.00	0.00	0.00
2410		Security - Girls Volleyball	0.00	0.00	0.00	0.00	0.00
2411		Transportation - Girls Volleyball	0.00	0.00	0.00	0.00	0.00
2412		Uniforms/Apparel - Girls Volleyball	0.00	0.00	801.36	0.00	-801.36
2413		Misc. Expenditures - Girls Volleyball	0.00	0.00	0.00	0.00	0.00
2451		Awards - Girls Softball	-98.65	0.00	0.00	0.00	-98.65
2452		Camps - Girls Softball	3,436.07	300.00	300.00	0.00	3,436.07
2453		Entry Fees - Girls Softball	-250.00	340.00	0.00	0.00	90.00
2454		Equipment - Girls Softball	-125.00	0.00	0.00	0.00	-125.00
2455		Lodging - Girls Softball	0.00	0.00	3,038.80	0.00	-3,038.80
2456		Meals - Girls Softball	0.00	629.73	1,566.00	0.00	-936.27
2457		Officials - Girls Softball	-1,766.00	0.00	1,454.00	0.00	-3,220.00
2458		Prof. Development - Girls Softball	0.00	0.00	0.00	0.00	0.00
2459		Scouting - Girls Softball	0.00	0.00	0.00	0.00	0.00
2460		Security - Girls Softball	0.00	0.00	0.00	0.00	0.00
2461		Transportation - Girls Softball	0.00	0.00	1,830.76	0.00	-1,830.76
2462		Uniforms/Apparel - Girls Softball	0.00	0.00	5,946.00	0.00	-5,946.00

## Current Cash Balance

Sorted by Site ID, Group ID, Activity ID.  
From 10/01/2012 to 10/31/2012.

Site ID	Site Name		Beginning Cash	Receipts	Disbursements	Adjustments	Cash Balance
Group ID	Group Name						
Activity ID	Activity Name						
2463	Misc. Expenditures - Girls Softball		-2,343.00	0.00	5,352.75	0.00	-7,695.75
	B Totals:		714.63	2,233.98	27,374.79	0.00	-24,426.18

## Current Cash Balance

Sorted by Site ID, Group ID, Activity ID.  
From 10/01/2012 to 10/31/2012.

Site ID Group ID	Site Name Group Name	Activity ID	Activity Name	Beginning Cash	Receipts	Disbursements	Adjustments	Cash Balance
C	Athletics-Boys							
		3007	Officials - Boys	0.00	0.00	0.00	0.00	0.00
		3051	Awards - Boys Basketball	0.00	0.00	0.00	0.00	0.00
		3052	Camps - Boys Basketball	3,047.03	0.00	0.00	0.00	3,047.03
		3053	Entry Fees - Boys Basketball	0.00	0.00	0.00	0.00	0.00
		3054	Equipment - Boys Basketball	0.00	0.00	0.00	0.00	0.00
		3055	Lodging - Boys Basketball	0.00	0.00	0.00	0.00	0.00
		3056	Meals - Boys Basketball	0.00	0.00	0.00	0.00	0.00
		3057	Officials - Boys Basketball	0.00	0.00	0.00	0.00	0.00
		3058	Prof. Development - Boys Basketball	0.00	0.00	0.00	0.00	0.00
		3059	Scouting - Boys Basketball	0.00	0.00	0.00	0.00	0.00
		3060	Security - Boys Basketball	0.00	0.00	0.00	0.00	0.00
		3061	Transportation - Boys Basketball	0.00	0.00	0.00	0.00	0.00
		3062	Uniforms/Apparel - Boys Basketball	0.00	0.00	0.00	0.00	0.00
		3063	Misc. Expenditures - Boys Basketball	0.00	0.00	0.00	0.00	0.00
		3101	Awards - Boys Cross Country	-148.85	0.00	0.00	0.00	-148.85
		3102	Camps - Boys Cross Country	0.00	0.00	0.00	0.00	0.00
		3103	Entry Fees - Boys Cross Country	-345.00	660.00	0.00	0.00	315.00
		3104	Equipment - Boys Cross Country	-63.43	0.00	0.00	0.00	-63.43
		3105	Lodging - Boys Cross Country	0.00	0.00	0.00	0.00	0.00
		3106	Meals - Boys Cross Country	0.00	0.00	53.50	0.00	-53.50
		3107	Officials - Boys Cross Country	0.00	0.00	0.00	0.00	0.00
		3108	Prof. Development - Boys Cross Country	0.00	0.00	0.00	0.00	0.00
		3109	Scouting - Boys Cross Country	0.00	0.00	0.00	0.00	0.00
		3110	Security - Boys Cross Country	0.00	0.00	0.00	0.00	0.00
		3111	Transportation - Boys Cross Country	0.00	0.00	0.00	0.00	0.00
		3112	Uniforms/Apparel - Boys Cross Country	0.00	0.00	0.00	0.00	0.00
		3113	Misc. Expenditures - Boys Cross Country	-239.14	0.00	74.50	0.00	-313.64
		3151	Awards - Boys Golf	0.00	0.00	0.00	0.00	0.00
		3152	Camps - Boys Golf	0.00	0.00	0.00	0.00	0.00
		3153	Entry Fees - Boys Golf	0.00	0.00	0.00	0.00	0.00
		3154	Equipment - Boys Golf	0.00	0.00	0.00	0.00	0.00
		3155	Lodging - Boys Golf	0.00	0.00	0.00	0.00	0.00
		3156	Meals - Boys Golf	0.00	0.00	0.00	0.00	0.00
		3157	Officials - Boys Golf	0.00	0.00	0.00	0.00	0.00
		3158	Prof. Development - Boys Golf	0.00	0.00	0.00	0.00	0.00
		3159	Scouting - Boys Golf	0.00	0.00	0.00	0.00	0.00
		3160	Security - Boys Golf	0.00	0.00	0.00	0.00	0.00
		3161	Transportation - Boys Golf	0.00	0.00	0.00	0.00	0.00
		3162	Uniforms/Apparel - Boys Golf	0.00	0.00	0.00	0.00	0.00
		3163	Misc. Expenditures - Boys Golf	0.00	0.00	0.00	0.00	0.00
		3201	Awards - Boys Soccer	0.00	0.00	0.00	0.00	0.00
		3202	Camps - Boys Soccer	43.87	0.00	0.00	0.00	43.87
		3203	Entry Fees - Boys Soccer	0.00	0.00	0.00	0.00	0.00
		3204	Equipment - Boys Soccer	0.00	0.00	0.00	0.00	0.00
		3205	Lodging - Boys Soccer	0.00	0.00	0.00	0.00	0.00



## Current Cash Balance

Sorted by Site ID, Group ID, Activity ID.  
From 10/01/2012 to 10/31/2012.

Site ID Group ID	Site Name Group Name	Activity ID	Activity Name	Beginning Cash	Receipts	Disbursements	Adjustments	Cash Balance
3206			Meals - Boys Soccer	0.00	0.00	0.00	0.00	0.00
3207			Officials - Boys Soccer	0.00	0.00	0.00	0.00	0.00
3208			Prof. Development - Boys Soccer	0.00	0.00	0.00	0.00	0.00
3209			Scouting - Boys Soccer	0.00	0.00	0.00	0.00	0.00
3210			Security - Boys Soccer	0.00	0.00	0.00	0.00	0.00
3211			Transportation - Boys Soccer	0.00	0.00	0.00	0.00	0.00
3212			Uniforms/Apparel - Boys Soccer	0.00	0.00	0.00	0.00	0.00
3213			Misc. Expenditures - Boys Soccer	0.00	0.00	0.00	0.00	0.00
3251			Awards - Boys Swimming	0.00	0.00	0.00	0.00	0.00
3252			Camps - Boys Swimming	0.00	0.00	0.00	0.00	0.00
3253			Entry Fees - Boys Swimming	0.00	0.00	0.00	0.00	0.00
3254			Equipment - Boys Swimming	0.00	0.00	0.00	0.00	0.00
3255			Lodging - Boys Swimming	0.00	0.00	0.00	0.00	0.00
3256			Meals - Boys Swimming	0.00	0.00	0.00	0.00	0.00
3257			Officials - Boys Swimming	0.00	0.00	0.00	0.00	0.00
3258			Prof. Development - Boys Swimming	0.00	0.00	0.00	0.00	0.00
3259			Scouting - Boys Swimming	0.00	0.00	0.00	0.00	0.00
3260			Security - Boys Swimming	0.00	0.00	0.00	0.00	0.00
3261			Transportation - Boys Swimming	0.00	0.00	0.00	0.00	0.00
3262			Uniforms/Apparels - Boys Swimming	0.00	0.00	1,138.50	0.00	-1,138.50
3263			Misc. Expenditures - Boys Swimming	0.00	0.00	250.57	0.00	-250.57
3301			Awards - Boys Tennis	0.00	0.00	0.00	0.00	0.00
3302			Camps - Boys Tennis	0.00	0.00	0.00	0.00	0.00
3303			Entry Fees - Boys Tennis	-270.00	0.00	0.00	0.00	-270.00
3304			Equipment - Boys Tennis	0.00	0.00	0.00	0.00	0.00
3305			Lodging - Boys Tennis	0.00	0.00	0.00	0.00	0.00
3306			Meals - Boys Tennis	0.00	0.00	0.00	0.00	0.00
3307			Officials - Boys Tennis	0.00	0.00	0.00	0.00	0.00
3308			Prof. Development - Boys Tennis	0.00	0.00	0.00	0.00	0.00
3309			Scouting - Boys Tennis	0.00	0.00	0.00	0.00	0.00
3310			Security - Boys Tennis	0.00	0.00	0.00	0.00	0.00
3311			Transportation - Boys Tennis	0.00	0.00	2,081.73	0.00	-2,081.73
3312			Uniforms/Apparel - Boys Tennis	-277.50	0.00	0.00	0.00	-277.50
3313			Misc. Expenditures - Boys Tennis	0.00	0.00	0.00	0.00	0.00
3351			Awards - Boys Track	0.00	0.00	0.00	0.00	0.00
3352			Camps - Boys Track	465.87	0.00	0.00	0.00	465.87
3353			Entry Fees - Boys Track	0.00	0.00	0.00	0.00	0.00
3354			Equipment - Boys Track	0.00	0.00	0.00	0.00	0.00
3355			Lodging - Boys Track	0.00	0.00	0.00	0.00	0.00
3356			Meals - Boys Track	0.00	0.00	0.00	0.00	0.00
3357			Officials - Boys Track	0.00	0.00	0.00	0.00	0.00
3358			Prof. Development - Boys Track	0.00	0.00	0.00	0.00	0.00
3359			Scouting - Boys Track	0.00	0.00	0.00	0.00	0.00
3360			Security - Boys Track	0.00	0.00	0.00	0.00	0.00
3361			Transportation - Boys Track	0.00	0.00	0.00	0.00	0.00
3362			Uniforms/Apparel - Boys Track	0.00	0.00	0.00	0.00	0.00

## Current Cash Balance

Sorted by Site ID, Group ID, Activity ID.  
From 10/01/2012 to 10/31/2012.

Site ID Group ID	Site Name Group Name Activity ID	Activity Name	Beginning Cash	Receipts	Disbursements	Adjustments	Cash Balance
3363		Misc. Expenditures - Boys Track	0.00	0.00	0.00	0.00	0.00
3451		Awards - Boys Baseball	0.00	0.00	0.00	0.00	0.00
3452		Camps - Boys Baseball	3,641.08	0.00	0.00	0.00	3,641.08
3453		Entry Fees - Boys Baseball	0.00	0.00	0.00	0.00	0.00
3454		Equipment - Boys Baseball	0.00	0.00	0.00	0.00	0.00
3455		Lodging - Boys Baseball	0.00	0.00	0.00	0.00	0.00
3456		Meals - Boys Baseball	0.00	0.00	0.00	0.00	0.00
3457		Officials - Boys Baseball	0.00	0.00	0.00	0.00	0.00
3458		Prof. Development - Boys Baseball	0.00	0.00	0.00	0.00	0.00
3459		Scouting - Boys Baseball	0.00	0.00	0.00	0.00	0.00
3460		Security - Boys Baseball	0.00	0.00	0.00	0.00	0.00
3461		Transportation - Boys Baseball	-136.56	0.00	0.00	0.00	-136.56
3462		Uniforms/Apparel - Boys Baseball	0.00	0.00	0.00	0.00	0.00
3463		Misc. Expenditures - Boys Baseball	0.00	0.00	4,525.00	0.00	-4,525.00
3501		Awards - Boys Football	0.00	0.00	0.00	0.00	0.00
3502		Camps - Boys Football	2,780.17	0.00	968.40	0.00	1,811.77
3503		Entry Fees - Boys Football	0.00	0.00	0.00	0.00	0.00
3504		Equipment - Boys Football	0.00	0.00	174.74	0.00	-174.74
3505		Lodging - Boys Football	0.00	0.00	0.00	0.00	0.00
3506		Meals - Boys Football	-679.40	0.00	0.00	0.00	-679.40
3507		Officials - Boys Football	-2,159.00	0.00	1,709.00	0.00	-3,868.00
3508		Prof. Development - Boys Football	-380.00	0.00	0.00	0.00	-380.00
3509		Scouting - Boys Football	0.00	0.00	0.00	0.00	0.00
3510		Security - Boys Football	-1,440.00	0.00	933.83	0.00	-2,373.83
3511		Transportation - Boys Football	0.00	0.00	0.00	0.00	0.00
3512		Uniforms/Apparel - Boys Football	0.00	0.00	115.00	0.00	-115.00
3515		Misc. Expenditures - Boys Football	-50.51	0.00	0.00	0.00	-50.51
3551		Awards - Boys Wrestling	0.00	0.00	0.00	0.00	0.00
3552		Camps - Boys Wrestling	0.00	0.00	0.00	0.00	0.00
3553		Entry Fees - Boys Wrestling	0.00	0.00	0.00	0.00	0.00
3554		Equipment - Boys Wrestling	0.00	0.00	0.00	0.00	0.00
3555		Lodging - Boys Wrestling	0.00	0.00	0.00	0.00	0.00
3556		Meals - Boys Wrestling	0.00	0.00	0.00	0.00	0.00
3557		Officials - Boys Wrestling	0.00	0.00	0.00	0.00	0.00
3558		Prof. Development - Boys Wrestling	0.00	0.00	0.00	0.00	0.00
3559		Scouting - Boys Wrestling	0.00	0.00	0.00	0.00	0.00
3560		Security - Boys Wrestling	0.00	0.00	0.00	0.00	0.00
3561		Transportation - Boys Wrestling	0.00	0.00	0.00	0.00	0.00
3562		Uniforms/Apparel - Boys Wrestling	0.00	0.00	0.00	0.00	0.00
3563		Misc. Expenditures - Boys Wrestling	0.00	0.00	0.00	0.00	0.00
	C	Totals:	3,788.63	660.00	12,024.77	0.00	-7,576.14

## Current Cash Balance

Sorted by Site ID, Group ID, Activity ID.  
From 10/01/2012 to 10/31/2012.

Site ID Group ID	Site Name Group Name	Activity ID	Activity Name	Beginning Cash	Receipts	Disbursements	Adjustments	Cash Balance
D	CLUBS AND ORGANIZATIONS							
	4010		40 Assets	2,437.78	0.00	436.17	0.00	2,001.61
	4020		Academic Awards	0.00	0.00	0.00	0.00	0.00
	4030		Amnesty International	0.00	0.00	0.00	0.00	0.00
	4040		Art	32.26	0.00	0.00	0.00	32.26
	4050		Astronomy Club	0.00	0.00	0.00	0.00	0.00
	4055		Athletic Trainers Club	-270.75	0.00	0.00	0.00	-270.75
	4060		Band	20,069.47	13.00	0.00	0.00	20,082.47
	4061		Band Uniforms	0.00	0.00	0.00	0.00	0.00
	4062		Band Trip	0.00	0.00	0.00	0.00	0.00
	4080		Book Club	0.00	0.00	0.00	0.00	0.00
	4100		Builders Club	0.00	0.00	0.00	0.00	0.00
	4109		Cheer Uniforms	-7,481.28	-101.79	0.00	1,170.91	-6,412.16
	4110		Cheerleading	4,598.12	1,094.50	43.50	0.00	5,649.12
	4115		Uniforms-Cheer/Dance	0.00	0.00	0.00	0.00	0.00
	4130		Chess Club	39.10	0.00	0.00	0.00	39.10
	4140		Choir	1,347.14	0.00	0.00	0.00	1,347.14
	4141		Choir Trip	0.00	0.00	0.00	0.00	0.00
	4160		Construction	-91.61	0.00	0.00	0.00	-91.61
	4180		Culinary Competition	0.00	0.00	0.00	0.00	0.00
	4190		Dance	1,077.72	0.00	0.00	0.00	1,077.72
	4191		Dance Uniforms	-3,836.67	0.00	90.65	702.12	-3,225.20
	4200		Debate Team	-2,198.25	0.00	0.00	0.00	-2,198.25
	4210		DECA	1,609.57	16,292.99	22,744.66	15,963.00	11,120.90
	4215		Diversity Club	0.00	0.00	0.00	0.00	0.00
	4220		Drama Club	0.00	0.00	0.00	0.00	0.00
	4230		Environmental Club	4,016.50	0.00	0.00	0.00	4,016.50
	4240		Fashion Merchandising	5.08	0.00	0.00	0.00	5.08
	4250		FCCLA	44.50	0.00	0.00	0.00	44.50
	4260		FCS Club	16.50	0.00	0.00	0.00	16.50
	4290		Forensics	5,277.56	164.10	716.76	250.00	4,974.90
	4300		Foundation/PEMS	185.27	0.00	0.00	0.00	185.27
	4310		French Club	512.56	0.00	0.00	0.00	512.56
	4320		Future Educators	0.00	0.00	0.00	0.00	0.00
	4330		Garden Club	0.00	0.00	0.00	0.00	0.00
	4340		German Club	389.03	0.00	33.05	0.00	355.98
	4350		Graphics	5.00	0.00	0.00	0.00	5.00
	4365		HOSA	123.28	0.00	0.00	0.00	123.28
	4380		International Club	66.67	0.00	0.00	0.00	66.67
	4390		Intramurals	311.59	0.00	0.00	0.00	311.59
	4410		Junior Class	-656.42	0.00	0.00	0.00	-656.42
	4450		LEO Club	1,193.58	0.00	0.00	90.00	1,283.58
	4460		Literary Magazine	826.14	0.00	0.00	0.00	826.14
	4470		Manufacturing	623.52	215.00	367.31	0.00	471.21
	4501		Music-Auditorium	0.00	0.00	0.00	0.00	0.00
	4502		Music-Donations	0.00	0.00	0.00	0.00	0.00

## Current Cash Balance

Sorted by Site ID, Group ID, Activity ID.  
From 10/01/2012 to 10/31/2012.

Site ID Group ID	Site Name Group Name	Activity ID	Activity Name	Beginning Cash	Receipts	Disbursements	Adjustments	Cash Balance
4503			Music-Musicals	0.00	0.00	0.00	0.00	0.00
4510			National Honor Society	5,662.28	0.00	330.35	0.00	5,331.93
4520			Newspaper	7,872.30	0.00	875.00	260.00	7,257.30
4530			Orchestra	4,417.75	177.00	0.00	50.00	4,644.75
4531			Orchestra Trip	0.00	0.00	0.00	0.00	0.00
4550			Patriot Photo	1,072.37	627.70	17.55	0.00	1,682.52
4570			Play Production	405.86	2,200.00	125.87	0.00	2,479.99
4640			Senior Class	2,132.20	92.00	231.08	0.00	1,993.12
4645			Show Choir	6,610.77	238.00	3,027.60	660.00	4,481.17
4650			Skills USA	15.80	0.00	0.00	0.00	15.80
4660			Spanish Club	112.30	0.00	0.00	0.00	112.30
4685			Squashfest	0.00	0.00	0.00	0.00	0.00
4690			Spirit Shop	55,455.47	8,632.90	6,420.93	0.00	57,667.44
4695			STARS	0.00	0.00	0.00	0.00	0.00
4710			Student Council	17,253.00	352.41	5,701.75	1,485.00	13,388.66
4760			World Language	398.90	0.00	0.00	0.00	398.90
4770			Yearbook	33,745.85	1,470.00	280.00	0.00	34,935.85
			<b>D Totals:</b>	<b>165,427.81</b>	<b>31,467.81</b>	<b>41,442.23</b>	<b>20,631.03</b>	<b>176,084.42</b>
<b>E</b>	<b>ADMINISTRATIVE CUSTODIAL</b>							
5010			After Prom	0.00	0.00	0.00	0.00	0.00
5020			Fines	19,962.35	108.00	244.50	0.00	19,825.85
5025			Fines - Library Book	590.70	16.95	310.19	0.00	297.46
5030			Counseling Center	632.97	0.00	90.00	0.00	542.97
5040			Fundraising-General	0.00	0.00	0.00	0.00	0.00
5060			Hospitality	1,562.33	60.00	228.50	0.00	1,393.83
5070			Library	100.36	0.00	0.00	0.00	100.36
5097			New Frontier	344.64	173.02	155.33	0.00	362.33
5100			Other Adm Custodial	7.64	0.00	0.00	0.00	7.64
5110			Other Student Activities	0.00	0.00	0.00	0.00	0.00
5130			Parking	18,421.87	920.00	0.00	0.00	19,341.87
5135			Patriot Post	0.00	0.00	0.00	0.00	0.00
5140			PayBac	1,055.48	0.00	0.00	0.00	1,055.48
5150			Pool Maintenance	3,832.32	467.00	480.22	592.00	4,411.10
5160			PSAT Exam	194.29	3,440.00	2,282.00	0.00	1,352.29
5166			SpEd	122.89	0.00	0.00	0.00	122.89
5167			Student ID Card Fee	451.17	73.00	0.00	0.00	524.17
5170			Student Notebooks	50.00	0.00	0.00	0.00	50.00
5180			Teacher Fund/Grants	1,000.00	0.00	0.00	0.00	1,000.00
5185			Technology	0.00	0.00	0.00	0.00	0.00
5190			Transcripts	203.25	0.00	0.00	0.00	203.25
			<b>E Totals:</b>	<b>48,532.26</b>	<b>5,257.97</b>	<b>3,790.74</b>	<b>592.00</b>	<b>50,591.49</b>

## Current Cash Balance

Sorted by Site ID, Group ID, Activity ID.  
From 10/01/2012 to 10/31/2012.

Site ID Group ID	Site Name Group Name	Activity ID	Activity Name	Beginning Cash	Receipts	Disbursements	Adjustments	Cash Balance
Q	STUDENT FEE FUND							
	7160		Participation Fees - Athletics	30,660.00	140.00	0.00	0.00	30,800.00
	7170		Participation Fees - Clubs & Orgs	0.00	21,223.03	0.00	-21,223.03	0.00
	7190		Field Trips	723.99	252.00	0.00	0.00	975.99
		Q	Totals:	31,383.99	21,615.03	0.00	-21,223.03	31,775.99
R	AP/IB EXAMS							
	8010		AP Exams	20,950.72	0.00	0.00	0.00	20,950.72
		R	Totals:	20,950.72	0.00	0.00	0.00	20,950.72
S	ATHLETIC							
	9010		Gate Receipts	37,854.77	19,691.10	6,121.80	0.00	51,424.07
	9020		Cash Reserve	380,438.94	0.00	0.00	0.00	380,438.94
	9030		Concessions	17,163.85	12,276.30	6,667.34	0.00	22,772.81
	9040		Tickets	14,160.00	40.00	0.00	0.00	14,200.00
	9050		Athletic-General	-2,464.36	0.00	144.59	0.00	-2,608.95
	9060		Athletic Director	-580.00	0.00	0.00	0.00	-580.00
	9070		Miscellaneous Receipts	1,097.13	300.00	0.00	0.00	1,397.13
	9080		Fundraising-Athletic	40.00	0.00	0.00	0.00	40.00
	9090		Strength & Conditioning	-563.50	0.00	0.00	0.00	-563.50
	9100		Athletic Training	802.04	0.00	2,701.08	0.00	-1,899.04
	9110		Activities	-1,150.00	0.00	3,828.29	0.00	-4,978.29
	9120		Booster Contributions-Girls	0.00	0.00	0.00	0.00	0.00
	9130		Booster Contributions-Boys	0.00	0.00	0.00	0.00	0.00
	9140		Metro Tournament	0.00	0.00	0.00	0.00	0.00
		S	Totals:	446,798.87	32,307.40	19,463.10	0.00	459,643.17
		SHS	Totals:	750,550.76	101,712.44	123,905.93	0.00	728,357.27

## Current Cash Balance

Sorted by Site ID, Group ID, Activity ID.  
From 10/01/2012 to 10/31/2012.

Site ID	Site Name	Beginning Cash	Receipts	Disbursements	Adjustments	Cash Balance
Group ID	Group Name					
	Activity ID Activity Name					
WHS	Millard West High School					
A	ACTIVITY GENERAL					
	1010 General Admin	19,247.60	0.00	294.60	0.00	18,953.00
	1025 Savings	-431,410.99	0.00	0.00	0.00	-431,410.99
	1030 Staff Vending	-1,087.38	0.00	451.00	0.00	-1,538.38
	1035 Student Vending	-40,000.00	0.00	0.00	0.00	-40,000.00
	1040 Donations	2,682.33	0.00	0.00	0.00	2,682.33
	1050 Projects/Support	4,564.44	0.00	0.00	0.00	4,564.44
	1070 Start Up Cash	3,910.00	4,500.00	0.00	0.00	8,410.00
	1090 Other Revenue	7,657.51	0.00	0.00	0.00	7,657.51
	1110 Extracurr Transportation	922.50	0.00	0.00	0.00	922.50
	1130 Building Maintenance	288.71	0.00	0.00	0.00	288.71
	A Totals:	-433,225.28	4,500.00	745.60	0.00	-429,470.88
B	Athletics-Girls					
	2051 Awards - Girls Basketball	0.00	0.00	0.00	0.00	0.00
	2052 Camps - Girls Basketball	7,387.92	0.00	1,708.80	0.00	5,679.12
	2053 Entry Fees - Girls Basketball	0.00	0.00	0.00	0.00	0.00
	2054 Equipment - Girls Basketball	3,544.30	0.00	0.00	0.00	3,544.30
	2055 Lodging - Girls Basketball	0.00	0.00	0.00	0.00	0.00
	2056 Meals - Girls Basketball	0.00	0.00	0.00	0.00	0.00
	2057 Officials - Girls Basketball	0.00	0.00	0.00	0.00	0.00
	2058 Prof. Development - Girls Basketball	-160.00	0.00	0.00	0.00	-160.00
	2059 Scouting - Girls Basketball	0.00	0.00	0.00	0.00	0.00
	2060 Security - Girls Basketball	0.00	0.00	0.00	0.00	0.00
	2061 Transportation - Girls Basketball	0.00	0.00	0.00	0.00	0.00
	2062 Uniforms/Apparel - Girls Basketball	0.00	0.00	0.00	0.00	0.00
	2063 Misc. Expenditures - Girls Basketball	0.00	0.00	0.00	0.00	0.00
	2101 Awards - Girls Cross Country	-148.17	0.00	0.00	0.00	-148.17
	2102 Camps - Girls Cross Country	3,249.37	0.00	64.54	0.00	3,184.83
	2103 Entry Fees - Girls Cross Country	-660.00	0.00	0.00	0.00	-660.00
	2104 Equipment - Girls Cross Country	15.00	0.00	0.00	0.00	15.00
	2105 Lodging - Girls Cross Country	0.00	0.00	0.00	0.00	0.00
	2106 Meals - Girls Cross Country	0.00	0.00	151.54	0.00	-151.54
	2107 Officials - Girls Cross Country	0.00	0.00	75.00	0.00	-75.00
	2108 Prof. Development - Girls Cross Country	0.00	0.00	0.00	0.00	0.00
	2109 Scouting - Girls Cross Country	0.00	0.00	0.00	0.00	0.00
	2110 Security - Girls Cross Country	0.00	0.00	0.00	0.00	0.00
	2111 Transportation - Girls Cross Country	-1,589.50	0.00	115.00	0.00	-1,704.50
	2112 Uniforms/Apparel - Girls Cross Country	-15.00	0.00	454.99	0.00	-469.99
	2113 Misc. Expenditures - Girls Cross Country	0.00	0.00	267.50	0.00	-267.50
	2151 Awards - Girls Golf	0.00	0.00	0.00	0.00	0.00
	2152 Camps - Girls Golf	-935.00	0.00	56.00	0.00	-991.00
	2153 Entry Fees - Girls Golf	-760.00	0.00	60.00	0.00	-820.00
	2154 Equipment - Girls Golf	-206.05	0.00	0.00	0.00	-206.05
	2155 Lodging - Girls Golf	-616.00	0.00	308.00	0.00	-924.00

## Current Cash Balance

Sorted by Site ID, Group ID, Activity ID.  
From 10/01/2012 to 10/31/2012.

Site ID Group ID	Site Name Group Name	Activity ID	Activity Name	Beginning Cash	Receipts	Disbursements	Adjustments	Cash Balance
2156			Meals - Girls Golf	-150.00	0.00	0.00	0.00	-150.00
2157			Officials - Girls Golf	0.00	0.00	0.00	0.00	0.00
2158			Prof. Development - Girls Golf	0.00	0.00	0.00	0.00	0.00
2159			Scouting - Girls Golf	0.00	0.00	0.00	0.00	0.00
2160			Security - Girls Golf	0.00	0.00	0.00	0.00	0.00
2161			Transportation - Girls Golf	-798.19	0.00	547.37	0.00	-1,345.56
2162			Uniforms/Apparel - Girls Golf	1,246.78	0.00	432.59	0.00	814.19
2163			Misc. Expenditures - Girls Golf	-1,200.00	0.00	0.00	0.00	-1,200.00
2201			Awards - Girls Soccer	46.80	0.00	0.00	0.00	46.80
2202			Camps - Girls Soccer	4,146.63	0.00	3,900.00	0.00	246.63
2203			Entry Fees - Girls Soccer	0.00	0.00	0.00	0.00	0.00
2204			Equipment - Girls Soccer	0.00	0.00	0.00	0.00	0.00
2205			Lodging - Girls Soccer	0.00	0.00	0.00	0.00	0.00
2206			Meals - Girls Soccer	0.00	0.00	0.00	0.00	0.00
2207			Officials - Girls Soccer	0.00	0.00	0.00	0.00	0.00
2208			Prof. Development - Girls Soccer	0.00	0.00	0.00	0.00	0.00
2209			Scouting - Girls Soccer	0.00	0.00	0.00	0.00	0.00
2210			Security - Girls Soccer	0.00	0.00	0.00	0.00	0.00
2211			Transportation - Girls Soccer	0.00	0.00	0.00	0.00	0.00
2212			Uniforms/Apparel - Girls Soccer	0.00	0.00	0.00	0.00	0.00
2213			Misc. Expenditures - Girls Soccer	0.00	0.00	0.00	0.00	0.00
2251			Awards - Girls Swimming	0.00	0.00	0.00	0.00	0.00
2252			Camps - Girls Swimming	2,985.19	542.66	162.75	0.00	3,365.10
2253			Entry Fees - Girls Swimming	0.00	0.00	0.00	0.00	0.00
2254			Equipment - Girls Swimming	771.00	0.00	0.00	0.00	771.00
2255			Lodging - Girls Swimming	0.00	0.00	0.00	0.00	0.00
2256			Meals - Girls Swimming	0.00	0.00	0.00	0.00	0.00
2257			Officials - Girls Swimming	0.00	0.00	0.00	0.00	0.00
2258			Prof. Development - Girls Swimming	0.00	0.00	0.00	0.00	0.00
2259			Scouting - Girls Swimming	0.00	0.00	0.00	0.00	0.00
2260			Security - Girls Swimming	0.00	0.00	0.00	0.00	0.00
2261			Transportation - Girls Swimming	0.00	0.00	0.00	0.00	0.00
2262			Uniforms/Apparel - Girls Swimming	0.00	0.00	0.00	0.00	0.00
2263			Misc. Expenditures - Girls Swimming	0.00	0.00	0.00	0.00	0.00
2301			Awards - Girls Tennis	0.00	0.00	0.00	0.00	0.00
2302			Camps - Girls Tennis	2,005.96	0.00	0.00	0.00	2,005.96
2303			Entry Fees - Girls Tennis	0.00	0.00	0.00	0.00	0.00
2304			Equipment - Girls Tennis	0.00	0.00	0.00	0.00	0.00
2305			Lodging - Girls Tennis	0.00	0.00	0.00	0.00	0.00
2306			Meals - Girls Tennis	0.00	0.00	0.00	0.00	0.00
2307			Officials - Girls Tennis	0.00	0.00	0.00	0.00	0.00
2308			Prof. Development - Girls Tennis	0.00	0.00	0.00	0.00	0.00
2309			Scouting - Girls Tennis	0.00	0.00	0.00	0.00	0.00
2310			Security - Girls Tennis	0.00	0.00	0.00	0.00	0.00
2311			Transportation - Girls Tennis	0.00	0.00	0.00	0.00	0.00
2312			Uniforms/Apparel - Girls Tennis	0.00	0.00	0.00	0.00	0.00

## Current Cash Balance

Sorted by Site ID, Group ID, Activity ID.  
From 10/01/2012 to 10/31/2012.

Site ID Group ID	Site Name Group Name	Activity ID	Activity Name	Beginning Cash	Receipts	Disbursements	Adjustments	Cash Balance
2313			Misc. Expenditures - Girls Tennis	0.00	0.00	0.00	0.00	0.00
2351			Awards - Girls Track	0.00	0.00	0.00	0.00	0.00
2352			Camps - Girls Track	353.96	0.00	0.00	0.00	353.96
2353			Entry Fees - Girls Track	0.00	0.00	0.00	0.00	0.00
2354			Equipment - Girls Track	0.00	0.00	0.00	0.00	0.00
2355			Lodging - Girls Track	0.00	0.00	0.00	0.00	0.00
2356			Meals - Girls Track	0.00	0.00	0.00	0.00	0.00
2357			Officials - Girls Track	0.00	0.00	0.00	0.00	0.00
2358			Prof. Development - Girls Track	0.00	0.00	0.00	0.00	0.00
2359			Scouting - Girls Track	0.00	0.00	0.00	0.00	0.00
2360			Security - Girls Track	0.00	0.00	0.00	0.00	0.00
2361			Transportation - Girls Track	0.00	0.00	0.00	0.00	0.00
2362			Uniforms/Apparel - Girls Track	40.00	0.00	0.00	0.00	40.00
2363			Misc. Expenditures - Girls Track	0.00	0.00	0.00	0.00	0.00
2401			Awards - Girls Volleyball	-174.50	0.00	0.00	0.00	-174.50
2402			Camps - Girls Volleyball	11,734.28	0.00	668.40	0.00	11,065.88
2403			Entry Fees - Girls Volleyball	465.00	0.00	0.00	0.00	465.00
2404			Equipment - Girls Volleyball	1,291.75	0.00	54.00	0.00	1,237.75
2405			Lodging - Girls Volleyball	0.00	0.00	0.00	0.00	0.00
2406			Meals - Girls Volleyball	0.00	0.00	0.00	0.00	0.00
2407			Officials - Girls Volleyball	-2,435.00	0.00	1,352.00	0.00	-3,787.00
2408			Prof. Development - Girls Volleyball	0.00	0.00	0.00	0.00	0.00
2409			Scouting - Girls Volleyball	0.00	0.00	0.00	0.00	0.00
2410			Security - Girls Volleyball	0.00	0.00	0.00	0.00	0.00
2411			Transportation - Girls Volleyball	0.00	0.00	0.00	0.00	0.00
2412			Uniforms/Apparel - Girls Volleyball	-200.00	0.00	0.00	0.00	-200.00
2413			Misc. Expenditures - Girls Volleyball	-600.00	0.00	775.00	0.00	-1,375.00
2451			Awards - Girls Softball	-41.85	0.00	0.00	0.00	-41.85
2452			Camps - Girls Softball	8,804.80	0.00	0.00	0.00	8,804.80
2454			Equipment - Girls Softball	-58.53	0.00	0.00	0.00	-58.53
2455			Lodging - Girls Softball	0.00	0.00	0.00	0.00	0.00
2456			Meals - Girls Softball	0.00	0.00	722.03	0.00	-722.03
2457			Officials - Girls Softball	-350.00	0.00	228.00	0.00	-578.00
2458			Prof. Development - Girls Softball	0.00	0.00	0.00	0.00	0.00
2459			Scouting - Girls Softball	0.00	0.00	0.00	0.00	0.00
2460			Security - Girls Softball	0.00	0.00	0.00	0.00	0.00
2461			Transportation - Girls Softball	0.00	0.00	0.00	0.00	0.00
2462			Uniforms/Apparel - Girls Softball	0.00	0.00	0.00	0.00	0.00
2463			Misc. Expenditures - Girls Softball	0.00	0.00	0.00	0.00	0.00
			<b>B Totals:</b>	<b>36,990.95</b>	<b>542.66</b>	<b>12,103.51</b>	<b>0.00</b>	<b>25,430.10</b>



## Current Cash Balance

Sorted by Site ID, Group ID, Activity ID.  
From 10/01/2012 to 10/31/2012.

Site ID Group ID	Site Name Group Name Activity ID Activity Name	Beginning Cash	Receipts	Disbursements	Adjustments	Cash Balance
C	Athletics-Boys					
3051	Awards - Boys Basketball	0.00	0.00	0.00	0.00	0.00
3052	Camps - Boys Basketball	4,408.33	1,200.00	4,226.58	0.00	1,381.75
3053	Entry Fees - Boys Basketball	0.00	0.00	0.00	0.00	0.00
3054	Equipment - Boys Basketball	-544.95	0.00	1,035.05	0.00	-1,580.00
3055	Lodging - Boys Basketball	0.00	0.00	0.00	0.00	0.00
3056	Meals - Boys Basketball	0.00	0.00	0.00	0.00	0.00
3057	Officials - Boys Basketball	0.00	0.00	94.00	0.00	-94.00
3058	Prof. Development - Boys Basketball	0.00	0.00	0.00	0.00	0.00
3059	Scouting - Boys Basketball	0.00	0.00	0.00	0.00	0.00
3060	Security - Boys Basketball	0.00	0.00	0.00	0.00	0.00
3061	Transportation - Boys Basketball	-57.72	0.00	0.00	0.00	-57.72
3062	Uniforms/Apparel - Boys Basketball	-1,134.25	0.00	981.15	0.00	-2,115.40
3063	Misc. Expenditures - Boys Basketball	0.00	0.00	0.00	0.00	0.00
3101	Awards - Boys Cross Country	-148.18	0.00	0.00	0.00	-148.18
3102	Camps - Boys Cross Country	3,837.13	0.00	64.54	0.00	3,772.59
3103	Entry Fees - Boys Cross Country	-580.00	0.00	0.00	0.00	-580.00
3104	Equipment - Boys Cross Country	15.00	0.00	0.00	0.00	15.00
3105	Lodging - Boys Cross Country	0.00	0.00	0.00	0.00	0.00
3106	Meals - Boys Cross Country	0.00	0.00	151.54	0.00	-151.54
3107	Officials - Boys Cross Country	0.00	0.00	75.00	0.00	-75.00
3108	Prof. Development - Boys Cross Country	0.00	0.00	0.00	0.00	0.00
3109	Scouting - Boys Cross Country	0.00	0.00	0.00	0.00	0.00
3110	Security - Boys Cross Country	0.00	0.00	0.00	0.00	0.00
3111	Transportation - Boys Cross Country	-1,589.50	0.00	115.00	0.00	-1,704.50
3112	Uniforms/Apparel - Boys Cross Country	-15.00	0.00	454.99	0.00	-469.99
3113	Misc. Expenditures - Boys Cross Country	0.00	0.00	267.50	0.00	-267.50
3151	Awards - Boys Golf	0.00	0.00	0.00	0.00	0.00
3152	Camps - Boys Golf	1,271.18	1,610.00	0.00	0.00	2,881.18
3153	Entry Fees - Boys Golf	-100.00	0.00	0.00	0.00	-100.00
3154	Equipment - Boys Golf	0.00	0.00	0.00	0.00	0.00
3155	Lodging - Boys Golf	0.00	0.00	0.00	0.00	0.00
3156	Meals - Boys Golf	0.00	0.00	0.00	0.00	0.00
3157	Officials - Boys Golf	0.00	0.00	0.00	0.00	0.00
3158	Prof. Development - Boys Golf	0.00	0.00	0.00	0.00	0.00
3159	Scouting - Boys Golf	0.00	0.00	0.00	0.00	0.00
3160	Security - Boys Golf	0.00	0.00	0.00	0.00	0.00
3161	Transportation - Boys Golf	0.00	0.00	0.00	0.00	0.00
3162	Uniforms/Apparel - Boys Golf	0.00	0.00	0.00	0.00	0.00
3163	Misc. Expenditures - Boys Golf	0.00	0.00	0.00	0.00	0.00
3201	Awards - Boys Soccer	0.00	0.00	0.00	0.00	0.00
3202	Camps - Boys Soccer	1,609.00	0.00	0.00	0.00	1,609.00
3203	Entry Fees - Boys Soccer	0.00	0.00	0.00	0.00	0.00
3204	Equipment - Boys Soccer	0.00	0.00	0.00	0.00	0.00
3205	Lodging - Boys Soccer	0.00	0.00	0.00	0.00	0.00
3206	Meals - Boys Soccer	0.00	0.00	0.00	0.00	0.00

## Current Cash Balance

Sorted by Site ID, Group ID, Activity ID.  
From 10/01/2012 to 10/31/2012.

Site ID Group ID	Site Name Group Name	Activity ID	Activity Name	Beginning Cash	Receipts	Disbursements	Adjustments	Cash Balance
3207			Officials - Boys Soccer	0.00	0.00	0.00	0.00	0.00
3208			Prof. Development - Boys Soccer	0.00	0.00	0.00	0.00	0.00
3209			Scouting - Boys Soccer	0.00	0.00	0.00	0.00	0.00
3210			Security - Boys Soccer	0.00	0.00	0.00	0.00	0.00
3211			Transportation - Boys Soccer	0.00	0.00	0.00	0.00	0.00
3212			Uniforms/Apparel - Boys Soccer	0.00	0.00	0.00	0.00	0.00
3213			Misc. Expenditures - Boys Soccer	0.00	0.00	0.00	0.00	0.00
3251			Awards - Boys Swimming	0.00	0.00	0.00	0.00	0.00
3252			Camps - Boys Swimming	6,068.60	542.66	162.75	0.00	6,448.51
3253			Entry Fees - Boys Swimming	0.00	0.00	0.00	0.00	0.00
3254			Equipment - Boys Swimming	0.00	0.00	0.00	0.00	0.00
3255			Lodging - Boys Swimming	0.00	0.00	0.00	0.00	0.00
3256			Meals - Boys Swimming	0.00	0.00	0.00	0.00	0.00
3257			Officials - Boys Swimming	0.00	0.00	0.00	0.00	0.00
3258			Prof. Development - Boys Swimming	0.00	0.00	0.00	0.00	0.00
3259			Scouting - Boys Swimming	0.00	0.00	0.00	0.00	0.00
3260			Security - Boys Swimming	0.00	0.00	0.00	0.00	0.00
3261			Transportation - Boys Swimming	0.00	0.00	0.00	0.00	0.00
3262			Uniforms/Apparels - Boys Swimming	0.00	0.00	0.00	0.00	0.00
3263			Misc. Expenditures - Boys Swimming	0.00	0.00	0.00	0.00	0.00
3301			Awards - Boys Tennis	-92.15	0.00	0.00	0.00	-92.15
3302			Camps - Boys Tennis	662.33	0.00	0.00	0.00	662.33
3303			Entry Fees - Boys Tennis	400.00	0.00	0.00	0.00	400.00
3304			Equipment - Boys Tennis	0.00	0.00	373.60	0.00	-373.60
3305			Lodging - Boys Tennis	0.00	0.00	0.00	0.00	0.00
3306			Meals - Boys Tennis	-88.00	0.00	0.00	0.00	-88.00
3307			Officials - Boys Tennis	0.00	0.00	0.00	0.00	0.00
3308			Prof. Development - Boys Tennis	0.00	0.00	0.00	0.00	0.00
3309			Scouting - Boys Tennis	0.00	0.00	0.00	0.00	0.00
3310			Security - Boys Tennis	0.00	0.00	0.00	0.00	0.00
3311			Transportation - Boys Tennis	-105.11	0.00	0.00	0.00	-105.11
3312			Uniforms/Apparel - Boys Tennis	-560.00	0.00	160.00	0.00	-720.00
3313			Misc. Expenditures - Boys Tennis	0.00	0.00	0.00	0.00	0.00
3351			Awards - Boys Track	-20.25	0.00	0.00	0.00	-20.25
3352			Camps - Boys Track	1,355.53	0.00	0.00	0.00	1,355.53
3354			Equipment - Boys Track	0.00	0.00	645.00	0.00	-645.00
3355			Lodging - Boys Track	0.00	0.00	0.00	0.00	0.00
3356			Meals - Boys Track	0.00	0.00	0.00	0.00	0.00
3357			Officials - Boys Track	0.00	0.00	0.00	0.00	0.00
3358			Prof. Development - Boys Track	0.00	0.00	0.00	0.00	0.00
3359			Scouting - Boys Track	0.00	0.00	0.00	0.00	0.00
3360			Security - Boys Track	0.00	0.00	0.00	0.00	0.00
3361			Transportation - Boys Track	0.00	0.00	0.00	0.00	0.00
3362			Uniforms/Apparel - Boys Track	130.00	0.00	0.00	0.00	130.00
3363			Misc. Expenditures - Boys Track	0.00	0.00	0.00	0.00	0.00
3451			Awards - Boys Baseball	0.00	0.00	0.00	0.00	0.00

## Current Cash Balance

Sorted by Site ID, Group ID, Activity ID.  
From 10/01/2012 to 10/31/2012.

Site ID Group ID	Site Name Group Name Activity ID	Activity Name	Beginning Cash	Receipts	Disbursements	Adjustments	Cash Balance
3452		Camps - Boys Baseball	7,828.29	0.00	87.79	0.00	7,740.50
3453		Entry Fees - Boys Baseball	50.00	0.00	0.00	0.00	50.00
3454		Equipment - Boys Baseball	-8.25	0.00	0.00	0.00	-8.25
3455		Lodging - Boys Baseball	0.00	0.00	0.00	0.00	0.00
3456		Meals - Boys Baseball	0.00	0.00	62.68	0.00	-62.68
3457		Officials - Boys Baseball	0.00	0.00	0.00	0.00	0.00
3458		Prof. Development - Boys Baseball	0.00	0.00	0.00	0.00	0.00
3459		Scouting - Boys Baseball	0.00	0.00	0.00	0.00	0.00
3460		Security - Boys Baseball	0.00	0.00	0.00	0.00	0.00
3461		Transportation - Boys Baseball	0.00	0.00	0.00	0.00	0.00
3462		Uniforms/Apparel - Boys Baseball	0.00	0.00	0.00	0.00	0.00
3463		Misc. Expenditures - Boys Baseball	0.00	0.00	0.00	0.00	0.00
3501		Awards - Boys Football	0.00	0.00	0.00	0.00	0.00
3502		Camps - Boys Football	10,319.91	0.00	1,899.30	0.00	8,420.61
3503		Entry Fees - Boys Football	0.00	0.00	0.00	0.00	0.00
3504		Equipment - Boys Football	-2,924.75	0.00	0.00	0.00	-2,924.75
3505		Lodging - Boys Football	0.00	0.00	0.00	0.00	0.00
3506		Meals - Boys Football	0.00	0.00	0.00	0.00	0.00
3507		Officials - Boys Football	-2,429.00	0.00	1,574.00	0.00	-4,003.00
3508		Prof. Development - Boys Football	0.00	0.00	0.00	0.00	0.00
3509		Scouting - Boys Football	0.00	0.00	0.00	0.00	0.00
3510		Security - Boys Football	-1,125.00	0.00	525.00	0.00	-1,650.00
3511		Transportation - Boys Football	0.00	0.00	0.00	0.00	0.00
3512		Uniforms/Apparel - Boys Football	-1,685.23	0.00	0.00	0.00	-1,685.23
3513		Misc Expenditures-Boys Football	-525.00	0.00	550.00	0.00	-1,075.00
3551		Awards - Boys Wrestling	-51.36	0.00	0.00	0.00	-51.36
3552		Camps - Boys Wrestling	4,076.06	0.00	1,219.06	0.00	2,857.00
3554		Equipment - Boys Wrestling	0.00	0.00	0.00	0.00	0.00
3555		Lodging - Boys Wrestling	0.00	0.00	0.00	0.00	0.00
3556		Meals - Boys Wrestling	0.00	0.00	0.00	0.00	0.00
3557		Officials - Boys Wrestling	0.00	0.00	0.00	0.00	0.00
3558		Prof. Development - Boys Wrestling	0.00	0.00	0.00	0.00	0.00
3559		Scouting - Boys Wrestling	0.00	0.00	0.00	0.00	0.00
3560		Security - Boys Wrestling	0.00	0.00	0.00	0.00	0.00
3561		Transportation - Boys Wrestling	0.00	0.00	0.00	0.00	0.00
3562		Uniforms/Apparel - Boys Wrestling	0.00	0.00	0.00	0.00	0.00
3563		Misc. Expenditures - Boys Wrestling	0.00	0.00	0.00	0.00	0.00
	C	Totals:	28,247.66	3,352.66	14,724.53	0.00	16,875.79

## Current Cash Balance

Sorted by Site ID, Group ID, Activity ID.  
From 10/01/2012 to 10/31/2012.

Site ID	Site Name	Beginning Cash	Receipts	Disbursements	Adjustments	Cash Balance
Group ID	Group Name					
Activity ID	Activity Name					
D	CLUBS AND ORGANIZATIONS					
4010	40 Assets	33.46	29.00	169.00	0.00	-106.54
4030	Amnesty International	27.51	0.00	0.00	0.00	27.51
4040	Art	4,626.45	15.00	60.30	0.00	4,581.15
4060	Band	19,991.48	0.00	5,349.28	13.94	14,656.14
4110	Cheerleading	-13.25	0.00	0.00	0.00	-13.25
4115	Uniforms-Cheer/Dance	0.00	0.00	0.00	0.00	0.00
4140	Choir	3,388.75	750.00	250.80	0.00	3,887.95
4160	Construction	637.71	0.00	0.00	0.00	637.71
4180	Culinary Competition	0.56	0.00	0.00	0.00	0.56
4190	Dance	78.31	0.00	0.00	0.00	78.31
4200	Debate Team	9,270.17	0.00	250.00	0.00	9,020.17
4210	DECA	-2,784.26	1,879.00	2,935.60	0.00	-3,840.86
4220	Drama Club	204.24	1,410.00	2,267.00	50.00	-602.76
4230	Environmental Club	5,541.94	0.00	0.00	0.00	5,541.94
4250	FCCLA	9,028.74	80.00	172.85	0.00	8,935.89
4260	FCS Club	31.63	0.00	0.00	0.00	31.63
4290	Forensics	10,916.39	0.00	0.00	0.00	10,916.39
4310	French Club	218.89	0.00	0.00	0.00	218.89
4320	Future Educators	202.79	283.00	465.07	0.00	20.72
4340	German Club	232.26	0.00	0.00	0.00	232.26
4365	HOSA	926.99	0.00	0.00	0.00	926.99
4390	Intramurals	1,279.32	0.00	0.00	0.00	1,279.32
4395	Invisible Children-WHS	531.84	315.00	0.00	0.00	846.84
4400	Japanese Club	64.44	0.00	0.00	0.00	64.44
4410	Junior Class	10,497.56	0.00	0.00	0.00	10,497.56
4420	Key Club	1,031.02	400.00	0.00	0.00	1,431.02
4440	Leadership Club	30.00	0.00	0.00	0.00	30.00
4460	Literary Magazine	291.32	0.00	0.00	0.00	291.32
4470	Manufacturing	15.27	0.00	0.00	0.00	15.27
4480	Mascot Team	-303.62	0.00	0.00	0.00	-303.62
4490	M-Club	1,439.40	0.00	18.71	0.00	1,420.69
4500	Music	461.75	420.00	0.00	0.00	881.75
4510	National Honor Society	4,450.37	40.00	922.50	0.00	3,567.87
4520	Newspaper	5.99	0.00	180.00	0.00	-174.01
4530	Orchestra	-62.71	60.00	368.25	-50.00	-420.96
4540	Other Clubs	0.00	0.00	0.00	0.00	0.00
4570	Play Production	5,871.52	1,971.30	792.34	0.00	7,050.48
4630	Science Club	-58.79	0.00	150.00	0.00	-208.79
4640	Senior Class	2,289.67	0.00	0.00	0.00	2,289.67
4645	Show Choir	108,742.09	10,097.50	17,395.20	0.00	101,444.39
4646	Singsation	28,092.11	0.00	0.00	0.00	28,092.11
4650	Skills USA	155.39	0.00	0.00	0.00	155.39
4660	Spanish Club	997.48	0.00	57.00	0.00	940.48
4690	Spirit Shop	19,805.39	2,282.06	9,242.13	0.00	12,845.32
4700	STUCO Workshops	157.93	0.00	0.00	0.00	157.93

## Current Cash Balance

Sorted by Site ID, Group ID, Activity ID.  
From 10/01/2012 to 10/31/2012.

Site ID Group ID	Site Name Group Name Activity ID    Activity Name	Beginning Cash	Receipts	Disbursements	Adjustments	Cash Balance
4710	Student Council	5,117.17	0.00	5,872.90	830.00	74.27
4770	Yearbook	112,547.15	3,210.00	37,310.80	-830.00	77,616.35
4780	Youth to Youth	478.83	0.00	0.00	0.00	478.83
	<b>D Totals:</b>	<b>366,488.65</b>	<b>23,241.86</b>	<b>84,229.73</b>	<b>13.94</b>	<b>305,514.72</b>
<b>E</b>	<b>ADMINISTRATIVE CUSTODIAL</b>					
5020	Fines	1,489.33	0.00	0.00	0.00	1,489.33
5030	Counseling Center	4,960.54	1,135.00	536.70	0.00	5,558.84
5060	Hospitality	-325.43	0.00	0.00	0.00	-325.43
5070	Library	211.55	0.00	0.00	0.00	211.55
5110	Other Student Activities	0.00	0.00	0.00	0.00	0.00
5120	P.E.	-2,658.47	0.00	0.00	0.00	-2,658.47
5130	Parking	28,575.16	190.00	0.00	0.00	28,765.16
5185	Technology	1,429.40	0.00	68.47	0.00	1,360.93
5205	Vocational	80.00	0.00	0.00	0.00	80.00
	<b>E Totals:</b>	<b>33,762.08</b>	<b>1,325.00</b>	<b>605.17</b>	<b>0.00</b>	<b>34,481.91</b>
<b>Q</b>	<b>STUDENT FEE FUND</b>					
7160	Participation Fees - Athletics	48,585.00	0.00	0.00	0.00	48,585.00
7170	Participation Fees - Clubs & Orgs	920.00	1,082.86	0.00	0.00	2,002.86
7190	Field Trips	218.39	1,430.00	3,111.00	0.00	-1,462.61
7900	Field Trips-Other	80,879.65	6,412.50	0.00	0.00	87,292.15
	<b>Q Totals:</b>	<b>130,603.04</b>	<b>8,925.36</b>	<b>3,111.00</b>	<b>0.00</b>	<b>136,417.40</b>
<b>R</b>	<b>AP/IB EXAMS</b>					
8010	AP Exams	53,931.84	0.00	45.00	0.00	53,886.84
	<b>R Totals:</b>	<b>53,931.84</b>	<b>0.00</b>	<b>45.00</b>	<b>0.00</b>	<b>53,886.84</b>
<b>S</b>	<b>ATHLETIC</b>					
9010	Gate Receipts	36,181.09	5,619.10	785.00	0.00	41,015.19
9020	Cash Reserve	197,539.37	0.00	0.00	0.00	197,539.37
9030	Concessions	14,544.26	2,221.15	3,998.53	-13.94	12,752.94
9040	Tickets	16,200.00	0.00	0.00	0.00	16,200.00
9050	Athletic-General	7,463.93	0.00	400.00	0.00	7,063.93
9060	Athletic Director	11,445.74	143.00	847.11	0.00	10,741.63
9070	Miscellaneous Receipts	0.00	0.00	0.00	0.00	0.00
9080	Fundraising-Athletic	27.49	0.00	0.00	0.00	27.49
9090	Strength & Conditioning	0.00	0.00	0.00	0.00	0.00
9100	Athletic Training	604.46	0.00	42.80	0.00	561.66
9110	Activities	-2,245.99	2,084.02	3,624.17	0.00	-3,786.14
9120	Booster Contributions-Girls	-298.13	0.00	0.00	0.00	-298.13
9130	Booster Contributions-Boys	117.25	0.00	0.00	0.00	117.25
	<b>S Totals:</b>	<b>281,579.47</b>	<b>10,067.27</b>	<b>9,697.61</b>	<b>-13.94</b>	<b>281,935.19</b>
	<b>WHS Totals:</b>	<b>498,378.41</b>	<b>51,954.81</b>	<b>125,262.15</b>	<b>0.00</b>	<b>425,071.07</b>

# Current Cash Balance Report

83

Arranged by:

ALL Data

Date: 10/01/2012 thru 10/31/2012

Group ID and Activity Number

Activity Number and Name	Beginning Cash	Receipts	Disbursements	Adjustments	Cash Balance
<b>A SUMMER SCHOOL ACCOUNTS</b>					
100 Elementary Summer School	0.00	0.00	0.00	0.00	0.00
120 Middle School Summer School	0.00	0.00	0.00	0.00	0.00
130 Senior High Summer School	0.00	0.00	0.00	0.00	0.00
140 Special Education	0.00	0.00	0.00	0.00	0.00
145 Special Education Preschool	0.00	0.00	0.00	0.00	0.00
150 Interest	2,859.24	0.16	0.00	0.00	2,859.40
160 Food Service Refunds	156.45	0.00	0.00	0.00	156.45
170 MNHS AP	100.00	0.00	0.00	0.00	100.00
175 MNHS IB	0.00	0.00	0.00	0.00	0.00
180 MSHS AP	0.00	0.00	0.00	0.00	0.00
185 MWHS AP	0.00	0.00	0.00	0.00	0.00
<b>A SUMMER SCHOOL ACCOUNTS Totals:</b>	<b>3,115.69</b>	<b>0.16</b>	<b>0.00</b>	<b>0.00</b>	<b>3,115.85</b>
<b>Report Totals:</b>	<b>3,115.69</b>	<b>0.16</b>	<b>0.00</b>	<b>0.00</b>	<b>3,115.85</b>

**Millard Public Schools - Planned Disposition of Surplus Property**BOE Packet Due Date: **12/12/2012**BOE Meeting Date: **12/17/2012**Sale or Disposals Scheduled After: **12/17/2012**

<b>Lot</b>	<b>Quantity</b>	<b>Description</b>
1	20	laptop computers
2	4	desktop computers
3		
4		
5		
6		
7		
8		
9		
10		
11		
12		
13		
14		
15		
16		
17		
18		
19		
20		
21		
22		
23		
24		
25		
26		
27		
28		
29		
30		

Committee Meeting Minutes  
December 10, 2012

The members of the Board of Education met as a Committee of the Whole on Monday, December 10, 2012 at 6:00 p.m. at the Don Stroh Administration Center, 5606 South 147<sup>th</sup> Street.

Present: Linda Poole, Dave Anderson, Mike Kennedy, Patrick Ricketts, Todd Clarke and Mike Pate

Linda Poole called the meeting to order at 6:00. She asked that it be noted in the minutes that all Board members were present. Mrs. Poole also stated that she had received several completed forms to request time to speak to the Board. The meeting started with these speakers and in this order: Brenda Vosik at 1422 S. 158 Circle, Lani Bresler at 309 N. 167<sup>th</sup> Plaza #4, Katrina Burton at 16114 Madison, Christina Bates at 18624 "T" Circle, Martha Myles of 14915 Borman St. and Paul Meyer of 14823 Drexel St. Each of these people spoke to the Board members stating their concerns regarding the MPS Attendance Policy.

Bill Jelkin presented a power point on attendance. He pointed out reasons for bringing Rule 5200.1 back for review. Mr. Jelkin also reviewed what Millard has done in the past 3 years to record absences. There was a discussion on the Gretna Attendance Policy and how it compares to MPS. It was determined that the only difference is the way MPS documents their vacations. After a lengthy discussion, it was decided to bring this policy back at the December 17<sup>th</sup> Board of Education meeting.

Mike Kennedy left the meeting at 7:30 p.m.

Dave Anderson opened the next topic for discussion on Budget needs. He felt that the summer projects need to be included in the next request for a Bond. Dr. Lutz stated that normally 3 to 5 million dollars is spent on summer projects and this number is now down to 1 million. This is not enough for all that needs to be taken care of. There was a lengthy discussion on how money has been spent in the past, what needs to be fixed and the expense of it all. Boundaries will definitely need to be redrawn due to over-crowding at a couple of schools. The report from the Kansas City Planning Team regarding Boundaries and Building Capacities will be back soon. This will help with some of the decision making.

At 7:55 p.m. Linda Poole said the Board will go into Executive Session.

A motion was made by Mike Pate, seconded by Patrick Ricketts to go into Executive Session.

The Committee of the Whole meeting was adjourned.

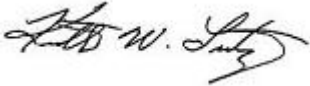
  
Chairman



AGENDA SUMMARY SHEET**AGENDA ITEM:** School Calendars for 2014-2015**MEETING DATE:** December 17, 2012**DEPARTMENT:** Office of the Superintendent**TITLE AND BRIEF DESCRIPTION:** Approve the school calendars for 2014-2015.**ACTION DESIRED:** APPROVAL XX DISCUSSION \_\_\_\_\_ INFORMATION ONLY \_\_\_\_\_**BACKGROUND:**

Each year the Board of Education adopts a two-year calendar in accordance with policy 6020.

The attached calendar is based on the recommendations from the calendar committee which met last year. The calendars for this school year and next year are attached for reference.

**OPTIONS AND ALTERNATIVES CONSIDERED:** None**RECOMMENDATION:** Approve the attached School Calendar for 2014-2015.**RESPONSIBLE PERSON:** Angelo Passarelli**SUPERINTENDENT'S APPROVAL:** \_\_\_\_\_  \_\_\_\_\_**BOARD ACTION:**

## 2014-15 School Calendar

\*Middle and high school calendars vary and are available at <[www.mpsomaha.org](http://www.mpsomaha.org)>

AUGUST					13
M	T	W	Th	F	
					1
4	5	6	7	8	
11	12	13	14	15	
18	19	20	21	22	
25	26	27	28	29	

SEPTEMBER					21
M	T	W	Th	F	
1	2	3	4	5	
8	9	10	11	12	
15	16	17	18	19	
22	23	24	25	26	
29	30				

OCTOBER					11-10
M	T	W	Th	F	
			1	2	3
6	7	8	9	10	
13	14	15	16	17	
20	21	22	23	24	
27	28	29	30	31	

NOVEMBER					17
M	T	W	Th	F	
3	4	5	6	7	
10	11	12	13	14	
17	18	19	20	21	
24	25	26	27	28	

DECEMBER					17
M	T	W	Th	F	
1	2	3	4	5	
8	9	10	11	12	
15	16	17	18	19	
22	23	24	25	26	
29	30	31			

JANUARY					19
M	T	W	Th	F	
			1	2	
5	6	7	8	9	
12	13	14	15	16	
19	20	21	22	23	
26	27	28	29	30	

Aug. 13	First Day for Students
Sept. 1	No School - Labor Day
Oct. 15	End of First Quarter
Oct. 16-17	No School - Conferences/Work Day/Professional Development
Nov. 26-28	No School - Thanksgiving Break
Dec. 23	First Semester Ends
Jan. 5	Second Semester Begins
Jan. 19	No School - Martin Luther King Jr. Day
Feb. 13	No School - Conferences/Professional Development
Feb. 16	No School - Presidents' Day
Mar. 11	End of Third Quarter
Mar. 12	No School - Teacher Work Day
Mar. 12-17	Spring Break
May 1	Half-Day for Middle Schools (5th Grade Orientation)
May 23	Graduation
May 27	Last Day of School

This calendar includes four days of school that may be used in case of inclement weather. **If fewer (or more) days are used, the last day of school will be adjusted accordingly.**

Quarter Dates/Student Days		
Oct. 15	45 days	
Dec. 23	44 days	89
Mar. 11	45 days	
May 27	46 days	91
<b>Total</b>	<b>180 days</b>	

■ No School for Students  
 ■ Make-up snow days

FEBRUARY					18
M	T	W	Th	F	
2	3	4	5	6	
9	10	11	12	13	
16	17	18	19	20	
23	24	25	26	27	

MARCH					8-10
M	T	W	Th	F	
2	3	4	5	6	
9	10	11	12	13	
16	17	18	19	20	
23	24	25	26	27	
30	31				

APRIL					22
M	T	W	Th	F	
		1	2	3	
6	7	8	9	10	
13	14	15	16	17	
20	21	22	23	24	
27	28	29	30		

MAY					14
M	T	W	Th	F	
				1	
4	5	6	7	8	
11	12	13	14	15	
18	19	20	21	22	
25	26	27	28	29	

JUNE					0
M	T	W	Th	F	
1	2	3	4	5	
8	9	10	11	12	
15	16	17	18	19	
22	23	24	25	26	
29	30				

JULY					0
M	T	W	Th	F	
			1	2	3
6	7	8	9	10	
13	14	15	16	17	
20	21	22	23	24	
27	28	29	30	31	

**AGENDA SUMMARY SHEET**

**AGENDA ITEM:** Policy 6262 Taught Curriculum – Field Trips

**MEETING DATE:** December 17, 2012

**DEPARTMENT:** Educational Services

**TITLE AND BRIEF DESCRIPTION:** Revision of Policy 6262 Taught Curriculum – Field Trips

**ACTION DESIRED:**  Approval

**BACKGROUND:** Policy 6262 Taught Curriculum – Field Trips is being updated for consistency. A legal reference is being omitted. No substantive changes are being recommended.

**OPTIONS AND ALTERNATIVES:** N/A

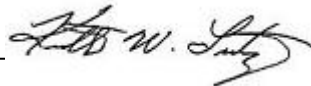
**RECOMMENDATIONS:** It is recommended that the Board of Education approve Policy 6262 Taught Curriculum – Field Trips.

**STRATEGIC PLAN REFERENCE:** N/A

**IMPLICATIONS OF ADOPTION OR REJECTION:** N/A

**TIMELINE:** N/A

**RESPONSIBLE PERSON(S):** Dr. Mark Feldhausen and Dr. Nancy Johnston

**SUPERINTENDENT'S APPROVAL:** \_\_\_\_\_  \_\_\_\_\_

**Curriculum, Instruction, and Assessment****Taught Curriculum -- Field Trips****6262**

Student trips that align with approved curriculum offerings shall be encouraged and shall be permitted under rules established by the Superintendent. Students' welfare and safety shall be primary considerations.

~~Legal Reference: Nebr. Rev. Stat. §79-601 (Reissue 1996); 49-489~~

Related Policies and Rules: ~~6262R1, 6262R2, 6262R3, 6910R1~~ [3921, 3921.1, 3922, 6262.1, 6262.2, 6262.3, 6910](#)

Policy Adopted: June 16, 1975

Revised: June 28, 1999; February 6, 2006; [December 17, 2012](#)

Millard Public Schools  
Omaha, Nebraska

## AGENDA SUMMARY SHEET

**AGENDA ITEM:** Policy 6605 Journalism

**MEETING DATE:** December 17, 2012

**DEPARTMENT:** Educational Services

**TITLE AND BRIEF DESCRIPTION:** Revision of Policy 6605 Journalism

**ACTION DESIRED:**  Approval

**BACKGROUND:** Policy 6605 Journalism is being updated to include references to any written or electronic medium and publications. A related rule is being omitted as the rule no longer exists. The update also includes recommended changes for consistency.

**OPTIONS AND ALTERNATIVES:** N/A

**RECOMMENDATIONS:** It is recommended that the Board of Education approve Policy 6605 Journalism.

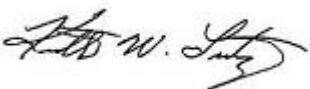
**STRATEGIC PLAN REFERENCE:** N/A

**IMPLICATIONS OF ADOPTION OR REJECTION:** N/A

**TIMELINE:** N/A

**RESPONSIBLE PERSON(S):** Dr. Mark Feldhausen and Dr. Nancy Johnston

**SUPERINTENDENT'S APPROVAL:**

  
 \_\_\_\_\_

## Curriculum, Instruction, and Assessment

### Journalism

6605

The District recognizes that student journalism is an important element of the curriculum and, therefore, supports the publication of newspapers, annuals, and magazines as a part of the District curriculum [through print or any other written or electronic medium](#). District classrooms, buildings, grounds, and all District property, facilities and instrumentalities constitute a non-public forum. [Print or electronic P](#)ublications which are a part of the curriculum shall be subject to the control of the classroom instructor and building principal, and shall comply with applicable District [P](#)olicy and [R](#)ule regarding use of school facilities and property.

Related Policies & Rules: ~~6605.2~~ [6605.1](#)

Policy Approved:

Revised: July 5, 1988; April 21, 1997; July 26, 1999; [December 17, 2012](#)

Reaffirmed: September 5, 2006

Millard Public Schools  
Omaha, Nebraska

**AGENDA SUMMARY SHEET**

**AGENDA ITEM:** Policy 6615 Health Education

**MEETING DATE:** December 17, 2012

**DEPARTMENT:** Educational Services

**TITLE AND BRIEF DESCRIPTION:** Revision of Policy 6615 Health Education

**ACTION DESIRED:**  Approval

**BACKGROUND:** Policy 6615 Health Education is being updated as a legal reference abbreviation is being changed for consistency purposes. No other changes are being recommended.

**OPTIONS AND ALTERNATIVES:** N/A


**RECOMMENDATIONS:** It is recommended that the Board of Education approve Policy 6615 Health Education.

**STRATEGIC PLAN REFERENCE:** N/A

**IMPLICATIONS OF ADOPTION OR REJECTION:** N/A

**TIMELINE:** N/A

**RESPONSIBLE PERSON(S):** Dr. Mark Feldhausen and Dr. Nancy Johnston

**SUPERINTENDENT'S APPROVAL:** \_\_\_\_\_  \_\_\_\_\_

## Curriculum, Instruction, and Assessment

### Health Education

**6615**

Health is a state of physical, mental and social well-being. Wellness is the highest level of health that can be achieved. It is essential that students receive sound health education that promotes, reinforces, supports and enhances wellness behaviors.

The Millard Board of Education is committed to a sound, comprehensive health education program that is an integral part of each student's general education. Such programming shall be in compliance with any laws, rules and regulations currently in force and any others which may emerge in the future.

Students will learn positive behavior strategies that will enable them to screen media messages, deal with peer pressure, and make appropriate adjustments to changes that occur throughout their lives. Students will be equipped with identified strategies to avoid risk situations. Positive health behaviors based on self-respect and respect for others must be developed, supported and enhanced.

Legal Reference: Neb. Rev. Stat. §79-712

Related Policies & Rules: 6615.1

Policy Adopted:

Revised: November 2, 1992; July 26, 1999; April 3, 2006; [December 17, 2012](#)

Millard Public Schools  
Omaha, Nebraska



## AGENDA SUMMARY SHEET

**AGENDA ITEM:** Approval of Rule 3300.1 Support Services – Business – Purchasing – Goods & Services

**MEETING DATE:** December 17, 2012

**DEPARTMENT:** General Administration

**TITLE & BRIEF DESCRIPTION:** Approval of Rule 3300.1 – A rule related to purchase of goods and services in the District.

**ACTION DESIRED:** Approval  Discussion  Information Only

**BACKGROUND:** The District regularly reviews its policies and rules. This is a new Rule (similar to the one it replaces). It provides a framework for the purchase of goods and services in the District.

**OPTIONS AND ALTERNATIVES:** n/a

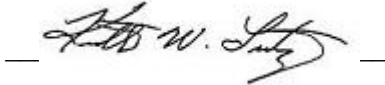
**RECOMMENDATION:** It is recommended that Rule 3300.1 Support Services – Business – Purchasing – Goods & Services be approved as submitted.

**STRATEGIC PLAN REFERENCE:** n/a

**IMPLICATIONS OF ADOPTION/REJECTION:** n/a

**TIMELINE:** n/a

**RESPONSIBLE PERSON:** Ken Fossen, Associate Superintendent (General Administration)

**SUPERINTENDENT'S APPROVAL:** 

Support Services – BusinessPurchasing – Goods & Services3300.1

Purchasing of goods and services for the District shall be done efficiently, economically, competitively and without prejudice or favoritism towards any vendor. All purchases shall be made in a manner consistent with federal law, state law, and District policies, rules, and procedures.

In making purchasing decisions, consideration must be given to the quoted price but may also be given (when appropriate) to other factors including, but not limited to:

- A. Quality and reliability of the product or service
- B. Availability of repair services and replacement parts
- C. Availability and reliability of product support
- D. Economy and efficiency which may result from standardization
- E. Compatibility with the end user's needs
- F. Timely delivery
- G. Compliance of vendors with District policies and rules as well as applicable law

The superintendent (or designee) may develop administrative procedures consistent with this Rule. Such procedures may provide specific steps to be followed in purchasing certain goods and/or services. Upon publication of such administrative procedures, all purchases encompassed by the procedures shall thereafter be made in a manner consistent with such procedures.

In the event the superintendent (or designee) determines that a product or service has characteristics that are sufficiently unique to preclude price quotes from competing vendors, the superintendent (or designee) may proceed with negotiating a purchase of the product or service if, in his/her opinion, the purchase is nonetheless in the best interest of the District.

All payments for goods and services shall be presented to the Board of Education for approval prior to remittal except under the following circumstances: (a) the purchasing circumstances require immediate payment, (b) the district's payment schedule presents an undue hardship for the vendor, (c) early payment avoids a late charge or results in a discount for the District, and (d) the Board of Education cancels or reschedules a regular board meeting. The preceding exceptions shall apply only when there are no known disputes regarding the claim for payment.

Rule Adopted: December 17, 2012

Millard Public Schools  
Omaha, NE

**Business****Purchases** **3300.1**

All purchases shall be made by the Office of the Assistant Superintendent for Auxiliary Services or its successors (hereinafter referred to as "Assistant Superintendent") in accordance with the procedures established by this rule and as supplemented by procedures established by the Assistant Superintendent.

The budget, as approved by the Board of Education, authorizes the purchasing department to order needed goods and services up to the limit of each appropriate category.

Purchases of all equipment, materials, goods, or services shall be made according to the following criteria:

- A. Quality level commensurate with planned use and expected service life.
- B. Best possible cost with consideration given to availability of service and repair, replacement parts, and reliability of local product support.
- C. Specifications of the user as it pertains to function with secondary consideration given to form and brand.
- D. Standardization of products when such standardization contributes to maintenance considerations, ease and proficiency of use, availability of supplies and support, and uniform end results.
- E. Availability of goods or services at time of need by user.
- F. Compliance of vendors and staff with Board policies and applicable laws.

Purchases shall be made on a properly authorized and executed district purchase order and when issued shall be registered or otherwise charged against the appropriations.

Written bids or quotations from qualified vendors shall be solicited by the Assistant Superintendent when purchases are to be made of equipment, materials, goods, or services which have common or equivalent specifications or descriptions. The Assistant Superintendent will then purchase the equipment, materials, goods, or services from the lowest responsible bid.

In the event the Assistant Superintendent determines that equipment, materials, goods, or services which are to be the subject of a purchase have unique, technological, or other characteristics which are not common to all and may limit the purchase of a single or sole source of supply, the Assistant Superintendent may make the purchase after determination that it is in the best interest of the district. The district shall ascertain that such purchases are made under conditions that are fair and reasonable and shall be supported by proper documentation.

The Assistant Superintendent shall report to the Board of Education on a monthly basis any and all purchases exceeding Ten Thousand Dollars (\$10,000)

Prior to the issuance of purchase orders, all proposed purchases shall be presented to the Board of Education for approval if (1) written bidding procedures are employed or (b) when purchases previously authorized by the budget have changed.

All checks or payments for purchases shall be presented to the Board of Education for approval prior to remittal, provided however, some remittals may be made by the Assistant Superintendent prior to approval of the Board if: (a) purchasing circumstances require immediate payment; (b) district remittal schedules work an undue hardship on the vendor; or (c) early payment avoids a late charge or secures a discount advantage for the district. All payments or remittals made under the authority of this paragraph shall be reported to the Board of Education in the next listing of bills for approval.

Rule Approved: \_\_\_\_\_ Millard Public Schools  
Revised: April 6, 1992 \_\_\_\_\_ Omaha, NE

## AGENDA SUMMARY SHEET

**Agenda Item:** Rule 5200.1

**Meeting Date:** December 17, 2012

**Department:** Student Services

**Title and Brief Description:** Attendance, Tardiness, and Excessive Absenteeism

**Action Desired:** Approval

**Background:** Implementation of an excused (5) five day personal/vacation parameter.

**Options/Alternatives Considered:** N/A

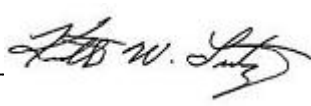
**Recommendations:** Approval

**Strategic Plan Reference:** N/A

**Implications of Adoption/Rejection:** Adoption will provide greater flexibility for families requesting personal/vacation absences.

**Timeline:** Immediately

**Responsible Persons:** Bill Jelkin, Director of Student Services,  
Dr. Jim Sutfin, Assistant Superintendent of Human Resources

**Superintendent's Signature:** \_\_\_\_\_  \_\_\_\_\_

## ~~Pupil~~ Student Services

### Attendance, Tardiness, and Excessive Absenteeism

5200.1

#### I. Attendance.

- A. Attendance Accounting. Attendance accounting shall be accomplished in secondary schools by recording students' attendance period-by-period, in elementary schools by recording students' attendance in the morning and afternoon, and in summer school by recording secondary students' attendance period-by-period and elementary students' attendance by the hour.
- B. Grounds for Excused Absences. Students will be granted an excused absence from school by the principal or the principal's designee for the following reasons:
1. Personal illness (a physician's verification is required after four (4) consecutive days of absence for illness).
  2. Doctor or dental appointments for the student, which cannot be scheduled at a time other than during school hours.
  3. Death or serious illness of the student's family member.
  4. Attending a funeral.
  5. Wedding or graduation of the student's family member.
  6. Legal matters which cannot be arranged at a time other than during school hours.
  7. Observance of religious holidays of the student's own faith.
  8. College planning visits.
  9. Matters involving student safety.
  10. Matters related to military service.
  11. Personal or family vacations not to exceed five (5) days per school year.  
\*The approval of all excused absences may be subject to review by Student Services.

- C. Insufficient Grounds for Excused Absences. Students will be assigned an unexcused absence from school by the principal or the principal's designee for the following reasons:

~~1. Family vacations or business trips.~~

1. ~~2.~~ Personal recreational activities.
2. ~~3.~~ Non-school sponsored activities and athletics (e.g., competitive cheer, club sports, or theater caravans).
3. ~~4.~~ Babysitting.
4. ~~5.~~ Birthdays.
5. ~~6.~~ Work.

D. Rules Governing Absences.

1. Individuals who are authorized to submit written excuses for absences are a parent or guardian, the student if age nineteen (19), or the student if emancipated. Written excuses must be provided to the principal or the principal's designee.
2. The student's parents or guardians must call within the time specified by the school's guidelines and provide the following information: the date(s) and/or time of the absence and the reason for the absence. Failure to call within the required time frame will result in the absence being recorded as unexcused.
3. The District reserves the right to require verification from a doctor or dentist when an absence is for medical or dental reasons.
4. A written excuse, which is forged or contains factual misrepresentations, will subject the student to discipline under District Rule and the absence(s) will be recorded as unexcused absences.

E. Make-up Work for Excused and Unexcused Absences.

1. Schoolwork missed due to an excused or unexcused absence, must be completed to the satisfaction of each teacher whose class was missed.
2. Students will have a minimum of one (1) school day for each day of absence, to make up missed schoolwork. Students who do not make up their work within the prescribed time limits will not receive credit for the work missed.
3. Make-up work may be provided prior to a planned absence if the lessons and assignments have already been planned for and prepared by the teacher in the context of having created the weekly lesson plans. Make-up work provided to a student in advance of their absence does not guarantee that no additional work may need to be completed upon their return to school. Students who do not request missed work in advance will be provided all assigned work when the student returns from an absence.
4. Providing early or late semester exams is at the discretion of the building principal or the principal's designee.

During prolonged absence due to illness, the parent may call the school office to make arrangements for picking up the missed work.

When the school administration has given approval for a student to participate in school sponsored programs such as High Ability Learners (HAL) Seminars, music programs, dramatics, or athletics, the student should not be penalized for not being present to take tests and participate in the daily work. The student shall be given an opportunity to make up any work missed.

II. Tardiness.

A. Rules. The following rules shall apply to tardiness.

1. Students tardy to school will not be admitted to class unless the student has the permission of the principal or principal's designee.
2. Tardies will be excused or unexcused as determined by building principal or the principal's designee.
3. Each school shall adopt a set of guidelines to be used to avoid or minimize student tardiness and publish it in their student handbook.

### III. Excessive Absenteeism.

#### A. Rules. The following rules shall apply to excessive absenteeism.

1. At least one attendance officer shall be appointed by the District's Board who shall enforce the provisions of Nebraska's mandatory attendance laws. If the Superintendent, a principal, a teacher, or a Board member knows of a violation of Nebraska's mandatory attendance laws by a child of school age, the child's parents, the person in actual or legal control of such child or any other person, then the Superintendent, principal, teacher, or Board member shall report the violation to the District's attendance officer within three (3) days of learning of the violation.
2. If a student has accumulated five (5) absences in a school year or the hourly equivalent, the District shall render all services in its power to compel the student to attend a public, private, denominational, or parochial school, which the person having control of the student shall designate, in an attempt to address the problem of excessive absenteeism. Such services shall include, but need not be limited to, the following:
  - a. One or more meetings between a school attendance officer, school social worker, or the school principal or a member of the school administrative staff designated by the school administration if a school social worker is unavailable, the student's parents or guardians, and the student, if necessary, to report and to attempt to solve the problem of excessive absenteeism, unless the officer or worker has documented the refusal of the parents or guardians to participate in such meetings;
  - b. Educational counseling to determine whether curriculum changes including, but not limited to, enrolling the student in an alternative education program that meets the specific educational and behavioral needs of the student, would help solve the problem of excessive absenteeism;
  - c. Educational evaluation which may include a psychological evaluation to assist in determining the specific condition, if any, contributing to the problem of excessive absenteeism, supplemented by specific efforts by the school to help remedy any condition diagnosed; and
  - d. Investigation of the problem of excessive absenteeism by the school social worker, or if a school social worker is unavailable, by the school principal or a member of the school administration staff designated by the school administration, to identify conditions which may be contributing to the problem. If services for the student and the student's family are determined to be needed, the school social worker or the school principal or a member of the school administration staff performing the investigation shall meet with the parents or guardians and the student to discuss any referral to appropriate community agencies for economic services, family or individual counseling, or other services required to remedy the conditions that are contributing to the problem of excessive absenteeism.
  - e. Prevention and early intervention procedures, service coordination, cooperative efforts, and information sharing, in accordance with the Superintendent's Plan pursuant to Neb. Rev. Stat. § 79-2121.

#### B. Notification.

1. If a student has accumulated eight (8) absences in a school year or the hourly equivalent, the District will send written notice to the student's parents or guardians regarding the State mandatory attendance and excessive absenteeism laws. If any of the absences are due to

documented illness that makes attendance impossible or impracticable, the notice to the student's parents or guardian shall indicate the number of absences due to such.

2. If a student has accumulated ten (10) absences in a school year or the hourly equivalent, the District will continue to assist the student's parents or guardians in removing any obstacles preventing regular school attendance. The District may request assistance from the county attorney of the county in which such student resides. The County Attorney's Office may elect to send written notification to the student's parents or guardians regarding the absences.
  3. If a student has accumulated fifteen (15) absences in a school year or the hourly equivalent, the District will send written notice to the student's parents or guardians regarding the State mandatory attendance and excessive absenteeism laws. If any of the absences are due to documented illness that makes attendance impossible or impracticable, the notice to the student's parents or guardians shall indicate the number of absences due to such.
  4. If a student is absent more than twenty (20) days in a school year or the hourly equivalent and all of the absences are due to documented illness that makes attendance impossible or impracticable or are otherwise excused by District authorities, the attendance officer may report such information to the county attorney of the county in which the student resides. If the student is absent more than twenty (20) days per school year or the hourly equivalent and any such absences are not excused, the attendance officer shall file a report with the county attorney of the county in which the student resides. The report shall state either that the District requests additional time to work with the student prior to intervention by the county attorney, or that the District believes that it has used all reasonable efforts to resolve the student's excessive absenteeism without success and recommends county attorney intervention. If further action is necessary to address the student's attendance, the initial meeting between the parent or guardian of the student, the District, and the county attorney or his or designee shall be at a location determined by the District. The report shall include the student's and parents' names, address, number of excused and unexcused absences, number of absences due to documented illness that makes attendance impossible or impracticable, and copies of all other relevant information regarding the student's attendance and excessive absenteeism.
  5. If a student has a history of being chronically absent from school, the District shall render any and all services in the District's power to compel the student to attend school.
- C. Students on Probation. If a student on probation who has previously been expelled from the District is attending school pursuant to Nebraska law governing students on probation, prior to the re-admission of the student to the school, school officials shall meet with the student's probation officer and assist in developing conditions of probation that will provide specific guidelines for behavior and consequences for misbehavior at school as well as educational objectives that must be achieved. The school may expel such a student for subsequent actions which violate District Rule 5400.6. Such a student shall be screened by the District for possible disabilities and, if the screening so indicates, the student shall be referred for evaluation for possible placement in a District special education program.

IV. Students Exempt from the Mandatory Attendance Laws. Students who are exempt from the mandatory attendance laws are:

- A. Students who have obtained a high school diploma;
- B. Students who have completed the program of instruction offered by a school which elects pursuant to state law not to meet accreditation or approval requirements;
- C. Students who have reached eighteen (18) years of age;
- D. Students who have reached sixteen (16) years of age, but are not yet eighteen (18) years of age, and whose



withdrawal from school before graduation and exemption from the mandatory attendance requirements has been completed in accordance with state law and District Rule 5120.2.

- E. Students who will reach six (6) years of age prior to January 1 of the then current school year, and their parent or guardian has discontinued enrollment in accordance with District Rule 5100.2(III)(A); and
  - F. Students who will not reach six (6) years of age prior to January 1 of the then current school year, and their parent or guardian has discontinued enrollment in accordance with District Rule 5100.2(III)(B).
- V. Student Discipline. Students who violate the provisions of this Rule, or the District's Standards of Student Conduct, or the guidelines of the building principal or principal's designee, may be subject to student discipline. Students who have excessive absences or tardies may also be subject to student discipline.
- VI. Definitions.
- A. "Emancipated student" shall mean any student, under the age of nineteen (19), who is either married, or is enlisted in the military service, or unmarried and has voluntarily left home without financial support from the student's parent(s), or the student has been declared emancipated by a court of law and the conditions leading to that declaration remain unchanged.
  - B. "Immediate family" shall mean spouse, parents, children, mother-in-law, father-in-law, siblings, siblings-in-law, sons-in-law, daughters-in-law, grandparents, spouses' grandparents, or any relative who is a permanent resident in the student's home or for whom the student has specific responsibility.
  - C. "Excessive absences" shall mean five (5) or more absences from school in a school year or the hourly equivalent.

Legal Reference: Neb. Rev. Stat. §§ 29-2270 through 29-2273  
Neb. Rev. Stat. §§ 79-201 through 79-210, and 79-2121

Related Policies & Rules: 5200, 5200.2, 5400.6

Rule Approved:  
Revised: July 20, 1987; September 19, 1994; September 8, 1998;  
September 11, 2000; June 20, 2005; February 16, 2009; April 18, 2011;  
August 15, 2011; December 5, 2011; July 2, 2012; [December 17, 2011](#)

Millard Public Schools  
Omaha, Nebraska

**AGENDA SUMMARY SHEET**

**AGENDA ITEM:** Curriculum, Instruction, and Assessment  
Rule 6320.2 - Students: Requirements for Senior High  
Graduation: International Baccalaureate Diploma Program

**MEETING DATE:** December 17, 2012

**DEPARTMENT:** Educational Services

**TITLE AND BRIEF DESCRIPTION:** Rule 6320.2

**ACTION DESIRED:** Approval

**BACKGROUND:** Revisions to 6320.2 approved on November 5, 2012, did not include the allowance of substituting the required Biology course in ninth grade for IB Biology HL I, which is taken by students during their junior year followed by IB Biology HL II during their senior year. HL (Higher Level) courses span two years of study.

**OPTIONS AND ALTERNATIVES:** N/A

**RECOMMENDATIONS:** It is recommended that the Board of Education approve Rule 6320.2 Students: Requirements for Senior High Graduation: International Baccalaureate Diploma Program.

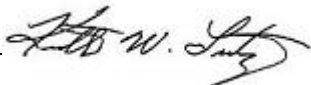
**STRATEGIC PLAN REFERENCE:** N/A

**IMPLICATIONS OF ADOPTION OR REJECTION:** Rejection would mean students interested in taking the higher level Biology course of study would be required to take three years of Biology thus repeating some of the course content while also not having adequate time in their schedule for Chemistry and Physics.

**TIMELINE:** Immediate to implement during registration for the 2013-2014 school year.

**RESPONSIBLE PERSON(S):** Dr. Mark Feldhausen and Dr. Nancy Johnston

**SUPERINTENDENT'S APPROVAL:**

\_\_\_\_\_  \_\_\_\_\_

## Curriculum, Instruction, and Assessment

### Students: Requirements for Senior High School Graduation - International Baccalaureate Diploma Program

6320.2

- I. **Credits:** A minimum of 230 credits is required for graduation.
- II. **Assessments:** In addition to 230 credits required for graduation, students must also successfully meet the Essential Learner Outcome assessment score requirements in reading, writing, mathematics, science, and social studies.
- III. **Personal Learning Plan:** A student must complete a personal learning Plan (PLP), meeting district requirements.
- IV. Each student's International Baccalaureate Diploma Program (IB DP) shall include the courses of study as outlined in Rule 6320.1 with such adjustments (additions or substitutions) to the programs and courses as listed below. Such adjustments are made to avoid duplication in the program of study required for IB DP students.

<u>Millard Public Schools' Graduation Requirement</u>	<u>International Baccalaureate Program Additions/Substitutions</u>
English: Selected Electives (5 credits)	Substitute IB English HL II (10 credits)
English: Oral Communications (5 <del>C</del> redits)	Substitute Imbedded Oral Assessments found in Language A1, Language B, and Theory of Knowledge I & II requirements
Social Studies: World Geography (10 <del>C</del> redits)	Substitute IB 20 <sup>th</sup> Century World History Topics (10 credits) Add IB History of the Americas (10 credits) to course options
Electives: Human Resources Course Options	Add IB Theory of Knowledge I (maximum 5 <del>C</del> redits)
Science: <a href="#">Biology (10 credits)</a>	<a href="#">Substitute IB Biology HL I (10 credits)</a> Add Introduction to IB Chemistry and Physics (10 credits), IB Chemistry (10 credits), and IB Physics (10 credits) to course options

Health Education: Everyday Living will be available for enrollment during grades 9-12 for IB DP students. Students waived out of Everyday Living must pick an additional Human Resources course. The Theory of Knowledge I course can only meet the Human Resource Course 5 credit requirement.

- V. These adjustments are only applicable to students enrolled in the full International Baccalaureate Diploma program with intentions to test for and secure the IB Diploma.

Approved: April 16, 2001  
 Revised: August 4, 2003; June 5, 2006; June 4, 2007; July 7, 2008; November 2, 2009;  
 November 1, 2010; November 7, 2011; November 5, 2012; [December 17, 2012](#)

Millard Public Schools  
 Omaha, NE

Reaffirmed: July 6, 2009

## AGENDA SUMMARY SHEET

**Agenda Item:** 2013 Summer School Proposal

**Meeting Date:** December 17, 2012

**Department:** Educational Services

**Title and Brief Description:** The summer school format, as described in Nebraska Statute 79-1003.01, will remain the same. Classes will be three hours long, in blocks of 12 (elementary and middle school) or 24 (high school) sessions.

Elementary Summer School, to be held at Neihardt, and Middle School sessions at Millard North Middle School will be from June 10 through June 27, Monday through Thursday. The high school summer session will be held Monday through Friday from June 10 through July 12 at Millard North High School.

In order to meet rising costs, it is proposed to increase tuition by \$10 per course. The percentage of increase for 2013 from 2012 includes a range of 5% to 11%.

Level	2012 Resident Tuition	Proposed 2013 Resident Tuition	2012 Non-Resident Tuition	Proposed 2013 Non-Resident Tuition
Elementary	\$115	\$125	\$165	\$175
Middle School	\$115	\$125	\$165	\$175
MS Babysitting Basics Mini-Course	\$95	\$105	\$110	\$120
High School	\$135	\$145	\$185	\$195
High School Mini-Course	\$110	\$120	\$125	\$135

**Action Desired:** Approval

**Background:** Included as a reference is information on the 2013 Summer Sessions for elementary, middle school and high school students including a brief overview of changes and a brochure for each level.

**Recommendations:** It is recommended that the Board of Education approve the 2013 Summer School proposal including the identified locations, dates of each program, and proposed tuition increases.

**Timeline:** 2013 Summer School

**Responsible Person(s):** Dr. Mark Feldhausen, Kara Hutton, Dr. Nancy Johnston and Andy DeFreece

**Superintendent's Approval:**

  
 \_\_\_\_\_

## 2013 Summer Session Proposal

For summer school 2013, the format will remain the same as described in Nebraska Statute 79-1003.01. Classes will be three hours long, in blocks of 12 (elementary and middle school) or 24 (high school) sessions. In order to meet rising costs, it is proposed to increase tuition \$10 per course. In addition, Educational Services will increase support from \$147,000 to \$155,000. Please see the proposed changes below.

Level	2012 Resident Tuition	Proposed 2013 Resident Tuition	Percent Increase	2012 Non- Resident Tuition	Proposed 2013 Non- Resident Tuition	Percent Increase
Elementary	\$115	\$125	9%	\$165	\$175	6%
Middle School	\$115	\$125	9%	\$165	\$175	6%
MS Babysitting Basics Mini-Course	\$95	\$105	11%	\$110	\$120	9%
High School	\$135	\$145	7%	\$185	\$195	5%
High School Mini-Course	\$110	\$120	9%	\$125	\$135	8%

In an effort to attract many types of learners and engage all students in their summer school courses, class offerings were revisited. Recommended changes and additions are below.

### **Elementary**

June 10 - June 27, 2013 Monday - Thursday  
8:30 - 11:50 A.M.  
Neihardt Elementary School

Students are able to participate in one class. Classes developed in the past will continue, with one course deleted and replaced. Elementary Engineering (STEM - Science Technology, Engineering, Mathematics) course will be added in 1st Grade. This course will replace fizzing liquids.

### **Middle School**

June 10 - June 27, 2013 Monday - Thursday  
8:00 - 11:15 A.M., 11:50 - 3:00 P.M.  
Millard North Middle School

Students are able to select up to two courses. No changes in course offerings are recommended.

### **High School**

June 10 - July 12, 2013 Monday - Friday  
7:45 - 10:50 A.M., 11:25 - 2:30 P.M.  
Millard North High School  
No School July 4th

Students are able to register for up to two courses during summer session. The following course change is recommended to follow Board of Education approved science curriculum. Physical Science: Chemistry and Physical Science: Physics will replace Physical Science in Action.

## COURSE SELECTION

Select **one** class based on interest or academic area. Students will gain experience in preparation for the coming school year. Kindergarten students will gain experience in school routine, following directions, working with others, taking turns, etc. in activities that do not require academic skills. Courses may be combined if there is insufficient enrollment.



## SUMMER ATTENDANCE

- Parents provide transportation.
- Parents are asked to call the school office if their child will be absent or tardy: 402-715-8360.

## TUITION ASSISTANCE

A full tuition waiver is available to students who qualify for the Federal Free or Reduced Price School Meals Program during the regular school year. Families not currently participating in the federal meals program who need information about qualifying should call 402-715-1433.

## REGISTRATION

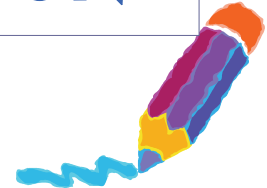
- Register for the grade level your student will attend next school year. Students entering 6th grade should register for middle school courses.
- Millard resident tuition for each elementary course is \$125 (public & private). The non-resident course fee is \$175.
- Please complete the registration form, enclose the tuition payment, and mail to: Summer School, Millard Public Schools 5606 S 147<sup>th</sup> St., Omaha, NE 68137. **DO NOT SEND WITH YOUR CHILD TO SCHOOL.**
- A \$20 processing charge will be assessed for each course registration canceled after Friday, May 18<sup>th</sup>. No refunds will be given after June 6<sup>th</sup>.



# 2013 ELEMENTARY<sup>107</sup> SUMMER SESSION

June 10 to June 27

Monday–Thursday



8:30 – 11:50 AM



## GENERAL INFORMATION


- Open to all students entering Kindergarten – Grade 5
- Fun classes in reading, writing, and math
- Enrichment classes in music, science, art, and technology
- Now accepting credit cards
- Register soon!
- More Info:

Location:  
Neihardt Elementary  
15130 Drexel St.  
Omaha, NE 68137

Adina 402-715-8253 or  
Kara 402-715-8708  
[aebabko@mpsomaha.org](mailto:aebabko@mpsomaha.org)  
[khutton@mpsomaha.org](mailto:khutton@mpsomaha.org)


More information at:  
<http://summer-school.mps.schoolfusion.us>

# Course Offerings



## Kindergarten

- Kindergarten Readiness and Movement ABC's



## Grade 1

Select one class:

- Reading and Math Skills
- Elementary Engineering (STEM)
- Music, Movement & Drama
- Simple Spanish
- English Language Learners (ELL) Levels 1 & 2

## Grades 2-3

Select one class:

- Reading and Math Skills
- Lego Technics and Math Applications
- Math Pentathlon Games
- Earth Habitats
- Computers & the Internet
- Music, Movement & Drama
- Spanish
- English Language Learners (ELL) Levels 1 & 2

## Grades 4-5

Select one class:

- Reading and Math Skills
- Writing Workshop
- Applications for Computers
- Music Explosion
- Math Pentathlon Games
- Gravity and Magnetism
- Spanish
- English Language Learners (ELL) Levels 1 & 2



### Summer School Registration Payment Option: Credit Cards

If you would like to pay by credit card, do not fill out this form. Go to <http://mpsomaha.revtrak.net>



### Summer School Registration Payment Option: **Cash or Check**

Please use one form per student

<b>Student's Last Name</b>		<b>First Name</b>		<b>MI</b>	<b>Birth Date</b>	<b>Millard ID #</b>
<b>Address</b>			<b>City</b>	<b>State</b>	<b>Zip Code</b>	<b>Current Grade</b>
<b>Gender</b>	<b>Home phone #</b>		<b>Email address</b>			
<b>Mother's Name</b>			<b>Work phone #</b>		<b>Cell phone #</b>	
<b>Father's Name</b>			<b>Work phone #</b>		<b>Cell phone #</b>	
<b>Emergency Contact</b>			<b>Phone #</b>		<b>Phone #</b>	
<b>Health Concerns</b>						
<b>Select 3 Week Course: – Fees for Residents – \$125.00, Non-residents – \$175.00</b>						
<b>Please choose two in case one is full. (Choose "No Second Choice" if applicable.)</b>						
<b>First Choice</b> _____			<b>Amount Enclosed \$</b> _____			
<b>Second Choice</b> _____						
<b>Cash \$</b> _____		<b>Check #</b> _____		<b>Total Enclosed \$</b> _____		
<b>Cash or Check only. Please make checks payable to Millard Public Schools.</b>						
<p>____ My student has qualified for free or reduced priced school meals. I authorize access to my child's Free or Reduced Price School Meals information to document eligibility for the waiver of summer school tuition. (Summer school tuition will be waived for students who qualify for free or reduced price school meals.)</p> <p>____ My student may qualify for free or reduced priced school meals. A Free or Reduced Price School Meals Application will be mailed. Return the application as soon as possible. The tuition will be returned if the application is approved.</p>						
Parent Signature: _____						

**Registration Payment Option: Credit Card**



Credit card users: Please proceed to website for complete registration and credit card payments. <http://summer-school.mps.schoolfusion.us>

**Registration Payment Option: Cash and Check**

Student's Last Name, First, MI

Male Female

Gender (circle)

Address City, State, Zip Code

Birth Date Home phone # Email address

Previous School Current Grade 2012-2013

Mother's Name Work phone # Cell phone #

Father's Name Work phone # Cell phone #

Emergency Contact Phone # Phone #

**Health Concerns**

3-Week AM Course: \_\_\_\_\_

3-Week PM Course: \_\_\_\_\_

1-Week Babysitting Course: (choose week)

June 10-13 \_\_\_\_\_ June 17-20 \_\_\_\_\_ June 24-27 \_\_\_\_\_

Tuition Paid \$ \_\_\_\_\_ Check # \_\_\_\_\_

If paying by check or cash, complete the registration form and return form and payment to: **Millard Public Schools Summer School**

5606 S. 147th Street  
Omaha, NE 68137

\_\_\_\_ My student has qualified for free or reduced priced meals. I authorize access to my child's Free or Reduced Price School Meals application information to document eligibility for the waiver of summer school tuition. (No summer school tuition will be charged for students who qualify for free or reduced price meals.)

\_\_\_\_ My student may qualify for free or reduced priced school meals. (A Free or Reduced Price School Meals Application will be mailed. Return the application as soon as possible. (The tuition will be returned if the application is approved.)

Parent signature \_\_\_\_\_

Questions??  
402-715-8253  
aebabko@mpsomaha.org  
khutton@mpsomaha.org



**2013 Middle Level Summer Session**

**Where:** North Middle School  
2828 S. 139<sup>th</sup> Street

**When:** June 10 to June 27  
Monday through Thursday

**Times:** 8:00-11:15 AM & 11:50-3:00 PM

Send registration form & payment to:  
Millard Public Schools  
Summer School  
5606 S. 147th Street  
Omaha, NE 68137

- \* Classes for 1 week and/or 3 weeks
- \* Confirmation will be sent during the first week of June
- \* School lunch is available between classes
- \* Questions.....call or email:  
402-715-8253 or 402-715-8708  
aebabko@mpsomaha.org  
khutton@mpsomaha.org
- \* Call in absences to 402-715-1280

<http://summer-school.mps.schoolfusion.us>



## 3 Week Courses

110

### AM Session

8:00 AM – 11:15 AM

Grade	Course Name	Start Time
6	Read-Write	8:00
6	Be Cool in Middle School!	8:00
6	Prep for Pre-Algebra	8:00
7	Read-Write	8:00
8	Read-Write	8:00
6,7,8	Drama	8:00
6,7,8	Introduction to Photojournalism	8:00
6,7,8	¿Qué Pasa?	8:00
6,7,8	Unplugged-Guitar	8:00

Students can select one AM course and/or one PM course

### 1 Week Babysitting 11:50 AM — 3:00 PM

Grade	1 week Babysitting Course	Week	Dates
6,7,8	Babysitting Basics *	1	June 10 - 13
6,7,8	Babysitting Basics *	2	June 17 - 20
6,7,8	Babysitting Basics *	3	June 24 - 27

\* First Aid, CPR books, and certification fee is included in tuition.

### PM Session

11:50 AM – 3:00 PM

Grade	Course Name	Start Time
6	Master Your Math	11:50
7	Master Your Math	11:50
8	Master Your Math	11:50
6,7,8	Art Expressions	11:50
6,7,8	Computer/Multi-Media Graphics	11:50
6,7,8	Digital Art – Photo Shop	11:50
6,7,8	Forensic Science	11:50
6,7,8	Math Plus – for HAL students	11:50

Select a class from the grade you will be entering next year. Students entering 9th grade should register for high school classes. Registration forms and information are available at all middle and high schools or on-line @ <http://summer-school.mps.schoolfusion.us>

- Cancellations after May 17 will be charged a \$20 processing fee per course
- Credit Card processing fee of \$5.00 is non-refundable
- NO refunds after Wednesday, June 6th
- Call 402-715-1280 to report absences

A full tuition waiver is available to students who qualify for the Federal Free or Reduced Price School Meals Program. Information about qualifying for this program can be obtained at 402-715-1433.

Fees	3 Week Courses	1 Week Babysitting Course
Millard Residents	\$125	\$105
Non-Residents	\$175	\$120

**MILLARD PUBLIC SCHOOLS**

**IMPORTANT INFORMATION**

- A confirmation letter including class schedule will be mailed the first week in June.
- There is a 35 minute lunch break between sessions. School lunch will be available for purchase.
- Students dropping a class after June 25 will receive a failing grade (5) that will be recorded on their transcript.

**ABSENCE POLICY**

- One day in summer school is the equivalent of 2.5 days during the school year. Therefore, students may be absent up to 4 days (equal to 10 days during school year.) On the 5th absence the student will receive a failing grade for the course.

**PLEASE NOTE**

<b><u>TUITION</u></b>			
<b>FEES</b>	<b>Semester Course</b>	<b>Double Semester Course</b>	<b>3-Week Mini Course</b>
<b>Millard Residents</b>	<b>\$145</b>	<b>\$290</b>	<b>\$120</b>
<b>Non-Residents</b>	<b>\$195</b>	<b>\$390</b>	<b>\$135</b>
<b>Credit Card Fee</b>	<b>\$5</b>	<b>\$10</b>	<b>\$5</b>

**DATES & TIMES**  
 June 10 - July 12  
 7:45 - 10:50 and 11:25 - 2:30  
 Monday - Friday

**HIGH SCHOOL SUMMER SESSION 2013**



**For Students Entering Grades 9 - 12**

**Absences & Tardies:**  
 Please call attendance line @  
**North High School 402-715-1223**

**TUITION ASSISTANCE**

Full tuition waivers are available for students who qualify for the federal free or reduced price school meals program. Information about qualifying for this program can be obtained at 402-715-1433.



**INFORMATION, REGISTRATION & PAYMENTS TO:**

Millard Public Schools  
 Summer School  
 5606 S. 147th St.  
 Omaha, NE 68137

Kara Hutton or Adina Babko  
 402-715-8708 402-715-8253  
 khutton@mpsomaha.org  
 aebabko@mpsomaha.org



**REFUNDS**

- ◆ Cancellations after May 17 will be charged a \$20 processing fee for EACH class. (Double course/\$40)
- ◆ NO Refunds after Wednesday, June 5 at 4:00 pm.
- ◆ Credit card \$5.00 course fee is non-refundable in all instances except if Millard cancels a course.
- ◆ If Millard Public Schools cancels a class for any reason, parents will be offered a full refund.

**No School Thursday  
 July 4th**



**LOCATION**

Millard North High School  
 1010 S. 144th St.  
 Omaha, NE 68154  
 402-715-1411

More information at:  
<http://summer-school.mps.schoolfusion.us>



## AVAILABLE COURSES

Course Name -- 5 Credits	Starting Times	
English 9 – 1 <sup>st</sup> Semester	7:45	
English 9 – 2 <sup>nd</sup> Semester		11:25
English 10 – 1 <sup>st</sup> Semester		11:25
English 10 – 2 <sup>nd</sup> Semester	7:45	
English 11 – 1 <sup>st</sup> Semester	7:45	
English 11 – 2 <sup>nd</sup> Semester		11:25
Summer Literacy Enrichment		11:25
Creative Writing (grades 11 - 12)	7:45	11:25
Speech	7:45	11:25
Personal Finance	7:45	11:25
Algebra I – 1 <sup>st</sup> Semester	7:45	
Algebra I – 2 <sup>nd</sup> Semester		11:25
Geometry – 1 <sup>st</sup> Semester	7:45	
Geometry – 2 <sup>nd</sup> Semester		11:25
Algebra II – 1 <sup>st</sup> Semester	7:45	
Algebra II – 2 <sup>nd</sup> Semester		11:25
Everyday Living (grades 10 - 11)	7:45	11:25
International Foods *		11:25
Art Foundations	7:45	
Color and Design *		11:25
Physical Science: Chemistry		11:25
Physical Science: Physics	7:45	
Environmental Science	7:45	
Biology – 1 <sup>st</sup> Semester	7:45	
Biology – 2 <sup>nd</sup> Semester		11:25
American History – 1 <sup>st</sup> Semester		11:25
American History – 2 <sup>nd</sup> Semester	7:45	

Course Name -- 5 Credits	Starting	
World Geography – 1 <sup>st</sup> Semester	7:45	
World Geography – 2 <sup>nd</sup> Semester		11:25
Ethnic Studies (grades 10 - 12)		11:25
U.S. Government (grade 12 only)	7:45	11:25
Computer Technology Applications	7:45	11:25
Sports Skills (grades 9-10) *	7:45	11:25
Cross Training I (grades 9-12)*	7:45	11:25
Lifetime Fitness (grades 11-12)*	7:45	11:25
<b>ELO Re-teaching Courses -- 5 credits</b>		
ELO Math		11:25
ELO Reading-Please register for Summer Literacy Enrichment		
ELO Science	7:45	
ELO Social Studies	7:45	
<b>Double-Semester Courses – 10 credits</b>		
Complete the 1st semester in the first 12 days, then complete the 2nd semester in the next 12 days.		
<b>Resident-\$290.00</b>	<b>Non-resident-\$390.00</b>	
Algebra I – Full year Both semesters	7:45 - 2:30	
Geometry – Full year Both semesters	7:45 - 2:30	
<i>Double-Semester courses have a lunch break from 10:50 to 11:25.</i>		
<b>Non-Credit Mini Course</b>		
June 10 – June 28	Resident - \$120 Non-Resident - \$135	
<b>ACT/SAT Prep</b>	7:45 - 10:50	

\* Additional fees due during class for art supplies, field trips, projects, commercial tests, study guides, etc.

Registration Payment Option: **CREDIT CARD**



Credit card users: Please go to the website for complete registration and credit card payments.  
<http://mpsomaha.revtrak.net>

Registration Payment Option: **CASH OR CHECK**

Student Last Name	First	MI	Birth Date
Address		City	State Zip
Millard ID #	8 9 10 11 12	Circle Current Grade (2012-2013)	Male Female Gender: (circle)
Home phone		Email address	
Mother's Name		Work phone	Cell phone
Father's Name		Work phone	Cell phone
Emergency Contact Name		Phone numbers	
Health Concerns			
School & school address to receive final grade (if not Millard)			

**Select Courses**

7:45-10:50 \_\_\_\_\_ \$ \_\_\_\_\_

11:25-2:30 \_\_\_\_\_ \$ \_\_\_\_\_

**Double-Semester Course**

7:45-2:30 \_\_\_\_\_ \$ \_\_\_\_\_

**Non-Credit Mini Class June 10-June 28**

7:45-10:50 \_\_\_\_\_ \$ \_\_\_\_\_

Check# \_\_\_\_\_ Total enclosed \$ \_\_\_\_\_

Checks payable to Millard Public Schools.

\_\_\_\_My student has qualified for free or reduced priced school meals. I authorize access to my child's Free or Reduced Price School Meals information to document eligibility for the waiver of summer school tuition. (Summer school tuition will be waived for students who qualify for free or reduced price school meals.)

\_\_\_\_My student may qualify for free or reduced priced lunches. A Free or Reduced Price School Meals Application will be mailed. Return the application as soon as possible. The tuition will be returned if the application is approved.

Parent Signature: \_\_\_\_\_

## AGENDA SUMMARY SHEET

**AGENDA ITEM:** Approval of MOEC Transportation Interlocal Contract

**MEETING DATE:** December 17, 2012

**DEPARTMENT:** General Administration

**TITLE & BRIEF DESCRIPTION:** Approval of Transportation Contract – The receipt of bid regarding the district’s transportation services

**ACTION DESIRED:** Approval  Discussion  Information Only

**BACKGROUND:**

The District is the process of receiving bids for its transportation services. The bids are being received through the MOEC Transportation Interlocal (i.e., MPS and OPS). The current vendor is First Student. Its contract expires at the end of the 2012-13 school year.

The bids will not be received until Thursday, December 13. (At the Pre-Bid Conference, five vendors attended in person or via teleconference.) Following the bid opening, MPS and OPS will be reviewing the bids and calculating the estimated costs.

*Only two bids were received on December 13<sup>th</sup>. One was from First Student (FS). The other was from Student Transportation of America (STA). The Bid Tab is attached.*

*The low bid was from STA. References were contacted and all were positive. The dealer and manufacturer of the Blue Bird Buses proposed by STA were contacted and confirmed in writing that they could manufacture and deliver the required buses as presented by STA in its proposal.*

*The MOEC Transportation Interlocal met on Monday morning (today) and, after hearing comments from both vendors, voted to accept the low bid from STA contingent upon similar acceptance from both the MPS and the OPS board of education.*

**OPTIONS AND ALTERNATIVES:** n/a

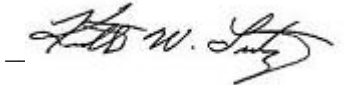
**RECOMMENDATION:** It is recommended that the District approve the award of the MOEC Transportation Interlocal contract to *Student Transportation of America pursuant to its December 13, 2012 proposal for services in school years 2013-14 through 2016-17.*

**STRATEGIC PLAN REFERENCE:** n/a

**IMPLICATIONS OF ADOPTION/REJECTION:** n/a

**TIMELINE:**

**RESPONSIBLE PERSON:** Ken Fossen, Associate Superintendent (General Administration)

**SUPERINTENDENT’S APPROVAL:** 

First Student
---------------

BILLING SCHEDULE FOR  
SERVICES FOR MPS ROUTES  
AS DESCRIBED IN BID DOCUMENT

Base Bid: August 15, 2013, through August 14, 2017  
Option Year One: August 15, 2017 through August 14, 2018  
Option Year Two: August 15, 2018 through August 14, 2019

1. Standard Buses (36 Buses).

Estimated Route Live Time One Way: 1 to 1.5 hours\*  
Estimated Route Live Miles One Way: 9 to 11 miles

<u>Year</u>	<u>Cost Per Bus Run**</u>	<u>Excess Route Time Per Hour</u>
First	267.36	34.03
Second	274.04	34.88
Third	280.89	35.75
Fourth	287.91	36.64
Option One	295.11	37.56
Option Two	302.49	38.50

2. Special Education Buses (26 Buses).

Estimated Route Live Time One Way: 1 to 1.25 hours\*  
Estimated Route Live Miles One Way: 10 to 15 miles

<u>Year</u>	<u>Cost Per Bus Run**</u>	<u>Excess Route Time Per Hour</u>
First	281.38	34.03
Second	288.41	34.88
Third	295.62	35.75
Fourth	303.01	36.64
Option One	310.59	37.56
Option Two	318.35	38.50

3. Mini-Buses (6 buses).

Estimated Route Live Time One Way: 1 to 1.25 hours\*  
Estimated Route Live Miles One Way: 10 to 15 miles

<u>Year</u>	<u>Cost Per Bus Run**</u>	<u>Excess Route Time Per Hour</u>
First	281.38	34.03
Second	288.41	34.88
Third	295.62	35.75

Fourth	<u>303.01</u>	<u>36.64</u>
Option One	<u>310.59</u>	<u>37.56</u>
Option Two	<u>318.35</u>	<u>38.50</u>

\*Estimated route times and miles are based on double run per bus.

\*\*\*"Cost Per Bus Run" means the total cost to MOEC for that run.

4. School Day Trips Requiring Separate Call-Out (Standard Buses only).

<u>Year</u>	<u>Dollars/First Hour</u> <u>(Minimum Call-Out)</u>	+	<u>Dollars/Additional</u> <u>Hour</u>	+	<u>Cents</u> <u>Per Mile</u>
First	<u>58.29</u>		<u>23.09</u>		<u>1.05</u>
Second	<u>59.75</u>		<u>23.66</u>		<u>1.07</u>
Third	<u>61.24</u>		<u>24.26</u>		<u>1.10</u>
Fourth	<u>62.78</u>		<u>24.86</u>		<u>1.13</u>
Option One	<u>64.34</u>		<u>25.48</u>		<u>1.16</u>
Option Two	<u>65.95</u>		<u>26.12</u>		<u>1.19</u>

5. Non-School Day and/or Extended Out of Town Trip (Standard Buses only) \*\*\*

<u>Year</u>	<u>Dollars/First Hr.</u> <u>(Minimum Call-Out)</u>	+	<u>Dollars/Additional</u> <u>Hour</u>	+	<u>Cents</u> <u>Per Mile</u>	+	<u>Layover</u> <u>Per Diem</u>
First	<u>58.29</u>		<u>23.09</u>		<u>1.05</u>		<u>75.00</u>
Second	<u>59.75</u>		<u>23.66</u>		<u>1.07</u>		<u>75.00</u>
Third	<u>61.24</u>		<u>24.26</u>		<u>1.10</u>		<u>75.00</u>
Fourth	<u>62.78</u>		<u>24.86</u>		<u>1.13</u>		<u>75.00</u>
Option One	<u>64.34</u>		<u>25.48</u>		<u>1.16</u>		<u>75.00</u>
Option Two	<u>65.95</u>		<u>26.12</u>		<u>1.19</u>		<u>75.00</u>

\*\*\* Price includes furnishing of additional relief driver if required by MPS.

6. Optional Activity Fleet (In Addition to 10% Standby Request).

Minimum Cost per School Day Per Bus	<u>*See Below</u>
Hourly Operating Rate in Addition to Minimum Daily Cost	<u>*See Below</u>
Mileage Rate in Addition to Minimum Daily Cost	<u>*See Below</u>

\*The optional activity fleet will be billed when used at the School Day Trip Requiring Separate Call-Out Rate in effect for the applicable school year.

Student Transportation  
of America (STA)

**BILLING SCHEDULE FOR  
SERVICES FOR MPS ROUTES  
AS DESCRIBED IN BID DOCUMENT**

Base Bid: August 15, 2013, through August 14, 2017  
Option Year One: August 15, 2017 through August 14, 2018  
Option Year Two: August 15, 2018 through August 14, 2019

1. Standard Buses (36 Buses).

Estimated Route Live Time One Way: 1 to 1.5 hours\*  
Estimated Route Live Miles One Way: 9 to 11 miles

<u>Year</u>	<u>Cost Per Bus Run**</u>	<u>Excess Route Time Per Hour</u>
First	\$267.02	\$33.46
Second	\$273.68	\$34.30
Third	\$280.52	\$35.16
Fourth	\$287.53	\$36.04
Option One	\$294.71	\$36.94
Option Two	\$302.07	\$37.86

2. Special Education Buses (26 Buses).

Estimated Route Live Time One Way: 1 to 1.25 hours\*  
Estimated Route Live Miles One Way: 10 to 15 miles

<u>Year</u>	<u>Cost Per Bus Run**</u>	<u>Excess Route Time Per Hour</u>
First	\$280.80	\$33.46
Second	\$287.82	\$34.30
Third	\$295.01	\$35.16
Fourth	\$302.39	\$36.04
Option One	\$209.95	\$36.94
Option Two	\$317.70	\$37.86

3. Mini-Buses (6 buses).

Estimated Route Live Time One Way: 1 to 1.25 hours\*  
Estimated Route Live Miles One Way: 10 to 15 miles

<u>Year</u>	<u>Cost Per Bus Run**</u>	<u>Excess Route Time Per Hour</u>
First	\$276.28	\$33.46
Second	\$283.60	\$34.30
Third	\$290.69	\$35.16

Bid No. 13-009

Fourth	<u>\$297.95</u>	<u>\$36.04</u>
Option One	<u>\$305.40</u>	<u>\$36.94</u>
Option Two	<u>\$313.04</u>	<u>\$37.86</u>

\*Estimated route times and miles are based on double run per bus.

\*\*\*"Cost Per Bus Run" means the total cost to MOEC for that run.

4. School Day Trips Requiring Separate Call-Out (Standard Buses only).

<u>Year</u>	<u>Dollars/First Hour</u> <u>(Minimum Call-Out)</u>	+	<u>Dollars/Additional</u> <u>Hour</u>	+	<u>Cents</u> <u>Per Mile</u>
First	<u>\$57.31</u>		<u>\$22.70</u>		<u>\$1.03</u>
Second	<u>\$58.74</u>		<u>\$23.26</u>		<u>\$1.05</u>
Third	<u>\$60.20</u>		<u>\$23.84</u>		<u>\$1.07</u>
Fourth	<u>\$61.70</u>		<u>\$24.43</u>		<u>\$1.09</u>
Option One	<u>\$63.24</u>		<u>\$25.04</u>		<u>\$1.11</u>
Option Two	<u>\$64.82</u>		<u>\$25.66</u>		<u>\$1.13</u>

5. Non-School Day and/or Extended Out of Town Trip (Standard Buses only) \*\*\*

<u>Year</u>	<u>Dollars/First Hr.</u> <u>(Minimum Call-Out)</u>	+	<u>Dollars/Additional</u> <u>Hour</u>	+	<u>Cents</u> <u>Per Mile</u>	+	<u>Layover</u> <u>Per Diem</u>
First	<u>\$57.31</u>		<u>\$22.70</u>		<u>\$1.03</u>		<u>\$75.00</u>
Second	<u>\$58.74</u>		<u>\$23.26</u>		<u>\$1.05</u>		<u>\$75.00</u>
Third	<u>\$60.20</u>		<u>\$23.84</u>		<u>\$1.07</u>		<u>\$75.00</u>
Fourth	<u>\$61.70</u>		<u>\$24.43</u>		<u>\$1.09</u>		<u>\$75.00</u>
Option One	<u>\$63.24</u>		<u>\$25.04</u>		<u>\$1.11</u>		<u>\$75.00</u>
Option Two	<u>\$64.82</u>		<u>\$25.66</u>		<u>\$1.13</u>		<u>\$75.00</u>

\*\*\* Price includes furnishing of additional relief driver if required by MPS.

6. Optional Activity Fleet (In Addition to 10% Standby Request).

Minimum Cost per School Day Per Bus	<u>\$92.70</u>
Hourly Operating Rate in Addition to Minimum Daily Cost	<u>\$22.70</u>
Mileage Rate in Addition to Minimum Daily Cost	<u>\$ 1.03</u>

Bid No. 13-009



## AGENDA SUMMARY SHEET

**AGENDA ITEM:** Award of Wide Area Network (Data & Phone) Contract

**MEETING DATE:** December 17, 2012

**DEPARTMENT:** Technology

**TITLE & BRIEF DESCRIPTION:** Wide Area Network Contract – The award of the contract for the District’s network data and phone services.

**ACTION DESIRED:** Approval  Discussion  Information Only

**BACKGROUND:** The District is currently using Cox Business Services for its network services (data and phone). Due to the federal requirements related to e-rate reimbursements, the District needs to conduct its bidding process now for services that will not commence until August 1, 2013.

In light of the above, the District conducted its bidding process for network services. The bids were received on December 3<sup>rd</sup>. The low bidder was again Cox Business Services. (See the attached Bid Tab for more information.)

**OPTIONS AND ALTERNATIVES:** n/a

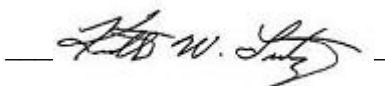
**RECOMMENDATION:** It is recommended that the Wide Area Network Data and Telephone Services contract be awarded Cox Business Services for a term of four years plus four one-year renewals at the District’s option; that the contract for such services be in accordance with Cox’s response to the District’s RFP; and, that the Associate Superintendent for General Administration be authorized and directed to execute any and all documents related to such contract.

**STRATEGIC PLAN REFERENCE:** n/a

**IMPLICATIONS OF ADOPTION/REJECTION:** n/a

**TIMELINE:** Immediate

**RESPONSIBLE PERSON:** Vicki Hoskovec, Executive Director for Technology

**SUPERINTENDENT’S APPROVAL:** 

**BID TAB**  
**WIDE AREA NETWORK (DATA & PHONE)**  
December 3, 2012

<b>Vendor</b>	<b>Data/mo.</b>	<b>Telephone/mo.</b>	<b>Annual Cost</b>	<b>Comments</b>
CenturyLink	\$41,011	\$10,558	\$618,844	Additional costs for minimum network uptime required, extension of demarc
Cox	\$22,726	\$7,543	\$363,241	
Unite	\$78,486	No bid	\$941,832	Would require District to contract separately for phone service. Pricing given only for 5, 10 and 15yr contracts
Windstream	\$169,000	\$6,725	\$2,108,705	Additional cost for monitoring network 8 year contract, not 4 + extensions

Note: The District is paying \$496,911 per year on its current contract.

**AGENDA SUMMARY SHEET**

**Meeting Date:** December 17, 2012

**Department:** Human Resources

**Action Desired:** Approval

**Background:** Personnel items: (1) RNI (Retirement Notification Incentive)  
(2) VSP (Voluntary Separation Program) (3) Leave of Absence  
(4) Recommendation to Hire

**Options/Alternatives Considered:** N/A

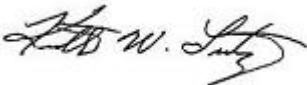
**Recommendations:** Approval

**Strategic Plan Reference:** N/A

**Implications of Adoption/Rejection:** N/A

**Timeline:** N/A

**Responsible Persons:** Jim Sutfin, Ed.D.

**Superintendent's Signature:** \_\_\_\_\_  \_\_\_\_\_

December 17, 2012

**Resignation Notification Incentive**

**Recommend:** The following resignations be approved to participate in the District's Resignation Notification Incentive Program:

38. Debra A. Baber – Grade 4 teacher at Morton Elementary School. She is retiring at the end of the 2012-2013 school year.
39. Kathleen A. Beiting – Family Consumer Science teacher at Millard West High School. She is retiring at the end of the 2012-2013 school year.
40. Debra R. Carlson – Early Childhood Special Education teacher at Hitchcock Elementary School. She is retiring at the end of the 2012-2013 school year.
41. Pamela M. Davis – Speech Pathologist at Disney Elementary School. She is retiring at the end of the 2012-2013 school year.
42. Ruth A. Ehler – Grade 2 teacher at Ezra Elementary School. She is retiring at the end of the 2012-2013 school year.
43. Rhonda J. Fielder-Long – Media Specialist at Montclair Elementary School. She is retiring at the end of the 2012-2013 school year.
44. Michele Gehringer – Assistant Principal at Russell Middle School. She is retiring at the end of the 2012-2013 school year.
45. Jann Glesmann – Grade 6 teacher at Beadle Middle School. She is retiring at the end of the 2012-2013 school year.
46. Judith Jens – Grade 6 teacher at Millard North Middle School. She is retiring at the end of the 2012-2013 school year.
47. James A. Johnston – Science teacher at Millard West High School. He is retiring at the end of the 2012-2013 school year.
48. Linda C. Lindeman – Physical Education teacher at Willowdale Elementary School. She is retiring at the end of the 2012-2013 school year.
49. Constance L. Mills – Language Arts teacher at Millard North High School. She is retiring at the end of the 2012-2013 school year.
50. Jennifer M. Moylan – Grade 6 teacher at Kiewit Middle School. She is resigning because of family reasons at the end of the 2012-2013 school year.
51. Carla C. Robinson – Family Consumer Science teacher at Millard South High School. She is retiring at the end of the 2012-2013 school year.
52. Terese A. Rose – Grade 1 teacher at Ezra Elementary School. She is retiring at the end of the 2012-2013 school year.
53. Joan Sanders – Art teacher at Millard West High School. She is retiring at the end of the 2012-2013 school year.
54. Deborah C. Schaap – Speech Pathologist at Millard South High School. She is retiring at the end of the 2012-2013 school year.
55. Donna J. Snowdon – Literacy Interventionist at Norris Elementary School. She is retiring at the end of the 2012-2013 school year.
56. Amanda Reinhart – Kindergarten teacher at Upchurch Elementary School. She is resigning at the end of the 2012-2013 school year due to relocation.

57. Charlene S. Snyder – Director of Special Education for Millard Public Schools. She is retiring at the end of the 2012-2013 school year.
58. Randal D. Srb – French teacher at Central Middle School. He is retiring at the end of the 2012-2013 school year.
59. Linda A. Terry – Learning Center teacher at Kiewit Middle School. She is retiring at the end of the 2012-2013 school year.
60. Marilyn A. Wedige – Grade 5 teacher at Ezra Elementary School. She is retiring at the end of the 2012-2013 school year.
61. Kristie Teel – Language Arts teacher at Kiewit Middle School. She is resigning for family reasons at the end of the 2012-2013 school year.
62. Toni Caragiulo – Kindergarten teacher at Cottonwood Elementary School. She is resigning at the end of the 2012-2013 school year for personal reasons.

December 17, 2012

**Voluntary Separation Program (VSP)**

**Recommend:** The following qualified candidates be approved to participate in the District's Voluntary Separation Program.

30. Debra A. Baber – Grade 4 teacher at Morton Elementary School. 36 years of service.
31. Debra R. Carlson – Special Education Preschool teacher at Hitchcock Elementary School. 13 years of service.
32. Pamela M. Davis – Speech Pathologist at Disney Elementary School. 27 years of service.
33. Rhonda J. Fielder-Long – Media Specialist at Montclair Elementary School. 31 years of service.
34. Jann L. Glesmann – Grade 6 teacher at Beadle Middle School. 33 years of service.
35. Judith J. Jens – Grade 6 teacher at Millard North Middle School. 23 years of service.
36. Karen L. Martin – Physical Education teacher at Abbott Elementary School. 25 years of service.
37. Carla C. Robinson – Family Consumer Science teacher at Millard South High School. 10 years of service.
38. Joan M. Sanders – Art teacher at Millard West High School. 31 years of service.
39. Deborah C. Schaap – Speech Pathologist at Millard South High School. 10 years of service.
40. Bonnie J. Skaff – CORE teacher at Cather Elementary. 17 years of service.
41. Donna J. Snowdon – READ teacher at Norris Elementary School. 35 years of service.
42. Randal D. Srb – French teacher at Millard Central Middle School. 28 years of service.
43. Marilyn A. Wedige – Grade 5 teacher at Ezra Millard Elementary School. 13 years of service.

**December 17, 2012**

**LEAVE OF ABSENCE**

**Recommend: the following Leave of Absence be accepted:**

1. Emily M. Johnson – Social Studies teacher at Beadle Middle School. She is requesting Leave of Absence for the 2013-2014 school year for family reasons.

December 17, 2012

**TEACHERS RECOMMENDED FOR HIRE****Recommend: the following teachers be hired for the 2012/2013 school year:**

1. Laura E. Glennie – BA – University of Nebraska, Lincoln. Grade 2 teacher at Upchurch Elementary School. Hired on a Short-term Contract starting January 9, 2013, for the remainder of the 2012-2013 school year.



**AGENDA SUMMARY SHEET**

**Agenda Item:** Elementary Learning Center Summer Program Report

**Meeting Date:** December 17, 2012

**Department:** Educational Services

**Title and Brief Description:** Elementary Learning Center Summer Program Report

**Action Desired:** Information Only

**Background:** The Elementary Learning Center Summer Program, supported by funds from the Learning Community of Douglas and Sarpy Counties, provided Pre-K through Grade 2 students from 8 MPS elementary schools the opportunity to participate in targeted practice for reading, writing and math skills during the summer. In 2012, the program was offered at two sites, Norris Elementary and Rockwell Elementary. More than 550 students were invited, 10 dropped and 268 attended. This report contains program and enrollment information. An internal and external evaluation of student performance data was conducted and is included in this report.

- All grade levels showed significant growth on language arts assessments from pre- to post-test.
- For students entering Kindergarten, Number Identification, Letter Sound and Letter Name scores were all higher in August than those for like students who were invited but did not attend.
- Although 1<sup>st</sup> -3<sup>rd</sup> grade students did experience slight losses from May to August, in 9 of 11 math and reading tests those losses were less than the losses shown by like students who were invited but did not attend.

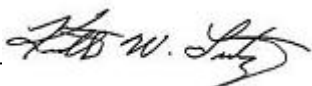
**Recommendations:** Receive the report

**Strategic Plan Reference:** Strategies 4, 5 and 6

**Timeline:** An annual report for the Board of Education

**Responsible Persons:** Kara Hutton, Cindy Scharff, Bret Basye, Andy DeFreece, Dr. Mark Feldhausen, Dr. Tamara Williams

**Superintendent's Approval:**

\_\_\_\_\_  \_\_\_\_\_

## 2012 Elementary Learning Center Summer Program

### Summary Information

Location 1: Norris Elementary  
 Dates: July 9-July 27, 2012  
 Time: 8:30-12:45  
 Administrator: Cindy Scharff  
 Number of Teachers: 16  
 Other Specialists: 1 Counselor, 1 Bilingual Liaison  
 Number of Students: 139  
 Ave. Class Size: 9

Location 2: Rockwell Elementary  
 Dates: July 9-July 27, 2012  
 Time: 8:30-12:45  
 Administrator: Bret Basye  
 Number of Teachers: 13  
 Other Specialists: 1 Counselor, 1 Bilingual Liaison  
 Number of Students: 129  
 Ave. Class Size: 10

The following classes were held during the three week session:

- Kindergarten Readiness (3)
- Reading, Writing and Math Skills 1 (10)
- Reading, Writing and Math Skills 2 (8)
- Reading, Writing and Math Skills 3 (8)

The Elementary Learning Center Summer Program was made possible by a grant from the Learning Community of Douglas and Sarpy Counties, in partnership with Millard Public Schools, the Millard Public Schools Foundation, and other community organizations.


Students from eight MPS elementary schools (Cody, Rockwell, Norris, Sandoz, Holling Heights, Bryan, Willowdale -ELL and Montclair -ELL) were invited to participate. Eligible students qualified based on economic disadvantage, limitations in English proficiency and deficiencies in reading, writing and math skills.

	Bryan	Cody	Holling Heights	Norris	Rockwell	Sandoz	Montclair	Willowdale	Total
<b>PK</b>	4	7	1	4	4	9	0	0	29
<b>K</b>	21	11	7	16	7	18	4	3	87
<b>1</b>	22	11	8	7	11	13	4	3	79
<b>2</b>	11	8	11	17	10	9	3	4	73
<b>Total</b>	58	37	27	44	32	49	11	10	<b>268</b>

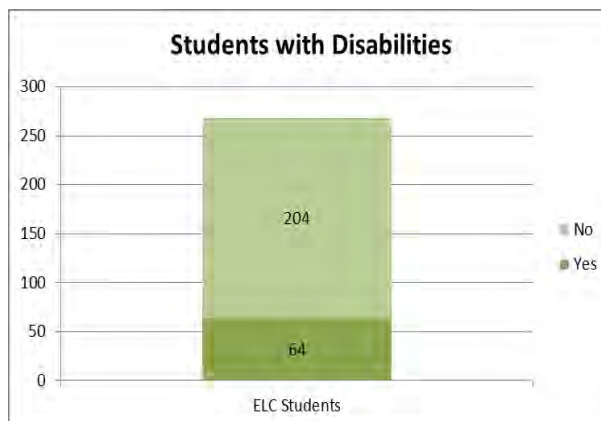
- 68% of the students who attended the program qualify for the Free or Reduced Price Lunch Program



- Of the students who attended in 2012, 22.4% had limited English proficiency, compared to 16% in 2011



- 24% were students with disabilities



**Instructional Design:**

Classes were provided for students entering Kindergarten, 1<sup>st</sup>, 2<sup>nd</sup>, and 3<sup>rd</sup> grade. Course content included reading, writing and math instruction. In order to provide the maximum amount of direct instruction targeted at specific skills, class size was limited to 10-11 students. Each day the students had three hours of instructional time.

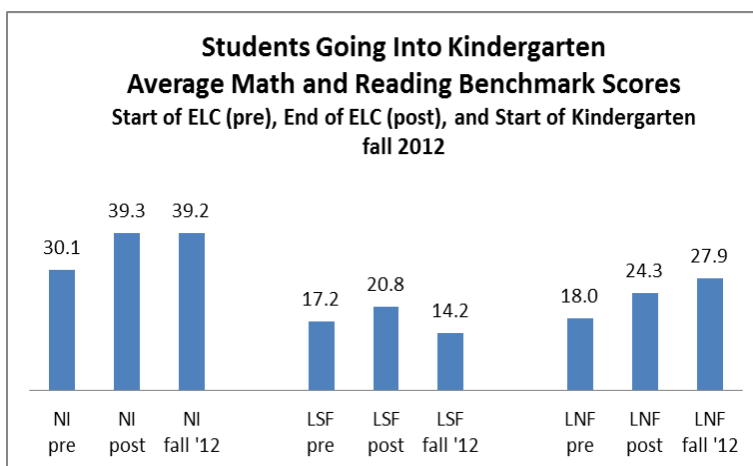
The Elementary Learning Center Summer Program used the Scholastic Summer Reading Program for reading and writing instruction. The materials include an assessment guide, leveled texts, Read-Aloud books and a reading library. The language arts block provided time for large group instruction, small group rotations, instructional writing and Read-Aloud. The CARS and STARS program from Curriculum Associates was purchased to use for specific reading interventions. Students were placed in groups based on assessment data from the end of the school year as well as data collected on the first day of the program.

In mathematics, the curriculum consisted of Everyday Counts-Calendar Math and lessons from the district math curriculum, Scott Foresman-Addison Wesley Mathematics. Focus Math was used for intervention and the FASTMath on-line program was available for practicing facts. Again, whole group and small group instructional strategies were used.

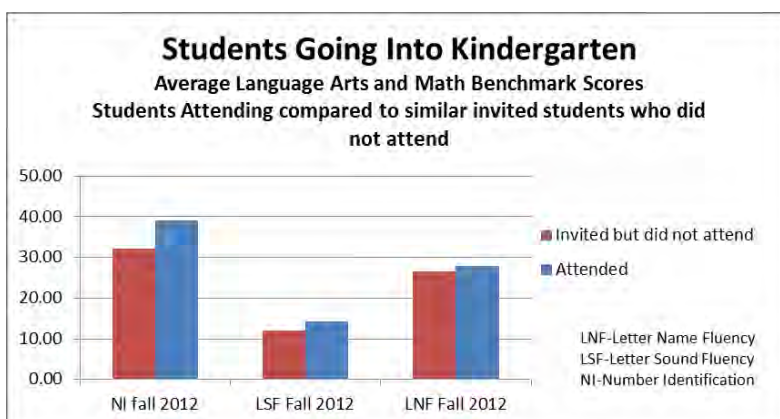
In 2012, students in the program had the opportunity to preview a new, computer-based program called Imagine Learning. Imagine Learning is designed to provide support in Literacy and Language Skills. All students worked with this software for 20 minutes, four days per week. It is engaging and individualized.

**Evaluation:**

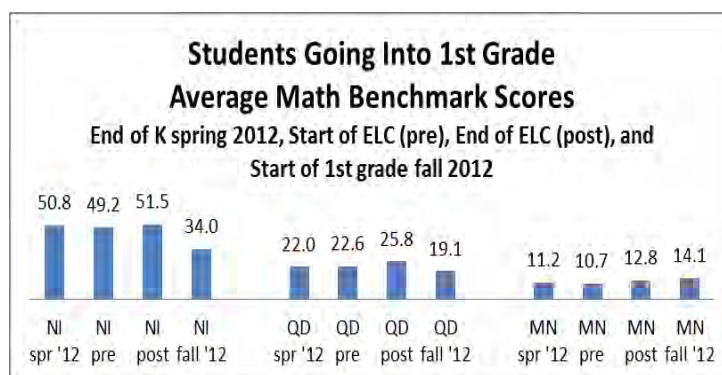
An internal analysis was conducted to determine the growth of participating students during the program as well as the impact on summer learning loss. Results were examined for assessments given in May, July pre- and post-tests and August 2012. Research finds that students can lose two to three months of learning over the summer. One purpose of the Elementary Learning Center Summer Program is to combat those losses. Therefore, not only did we compare pre- and post-test results of students participating in the program, but we also compared the May and August results of students participating and like students who did not participate.

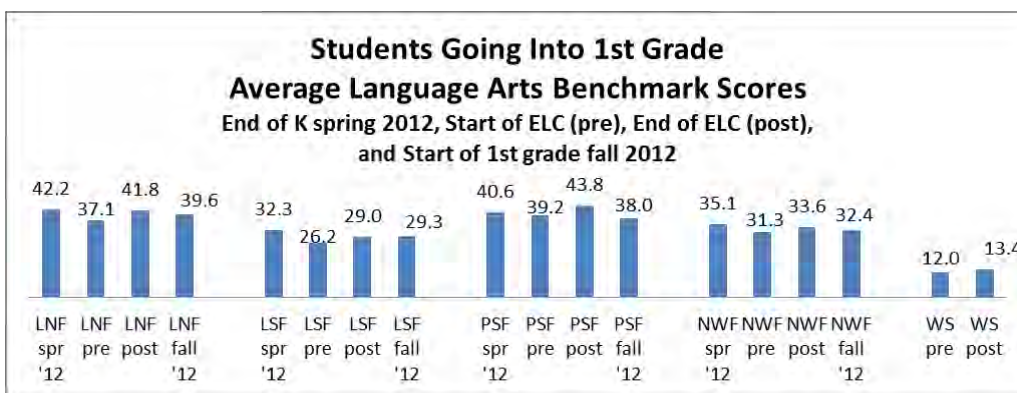


- Students going into kindergarten had gains in pre- and post-test data for Number Identification, Letter Sound and Letter Name Fluency.

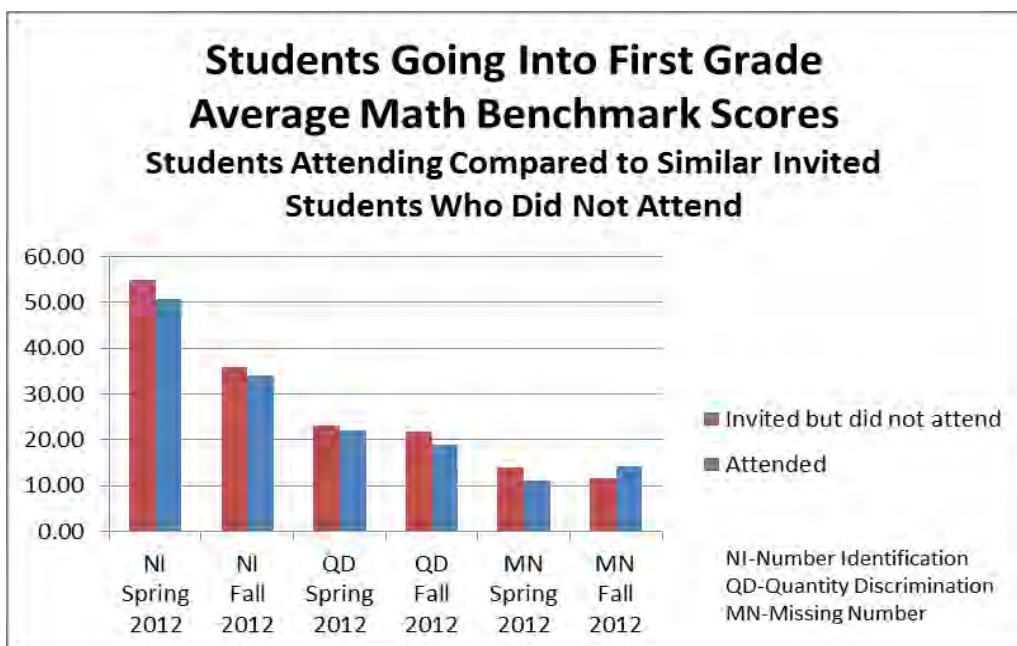
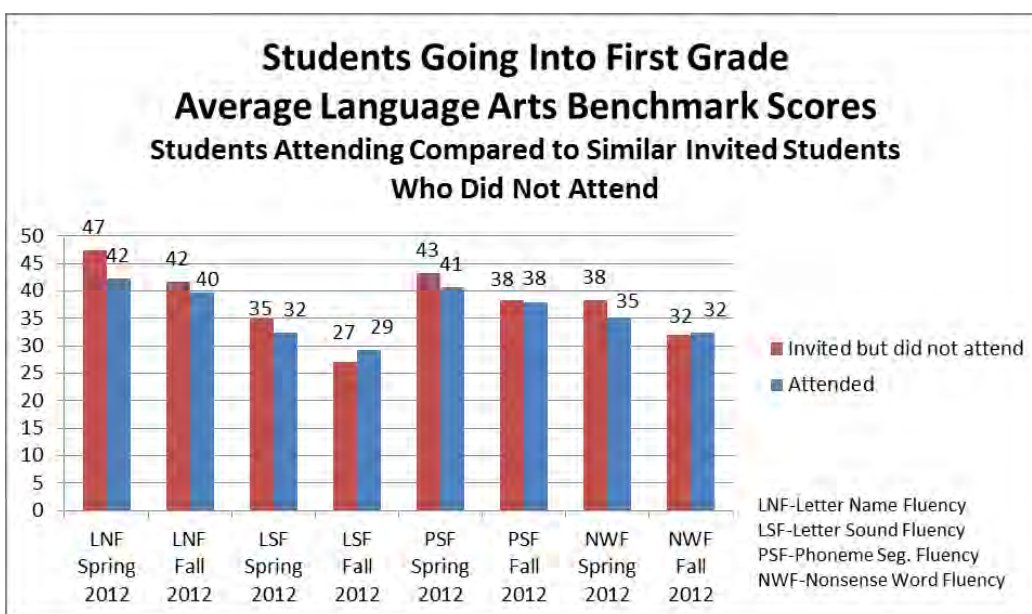


- Kindergarten students who attended the program also tested higher in the fall on all three measures than did like students who did not attend.



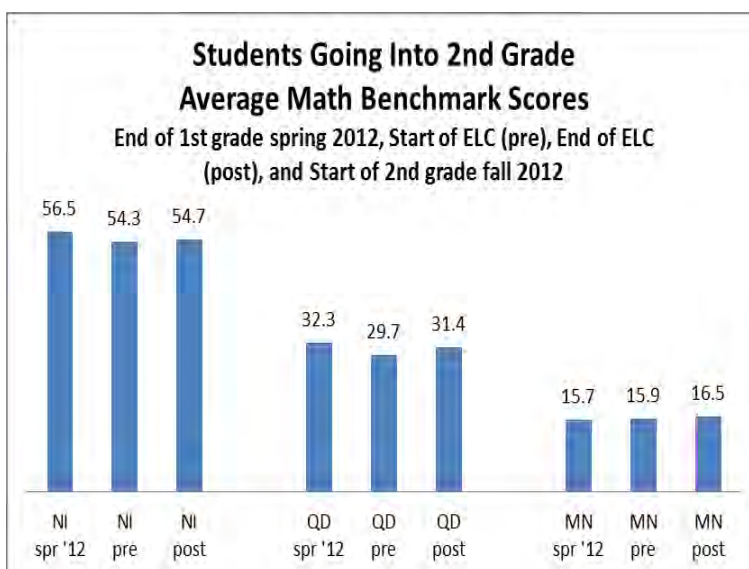


- Students going into first grade showed increases from pre- test to post-test on all Language Arts and Math Benchmarks.

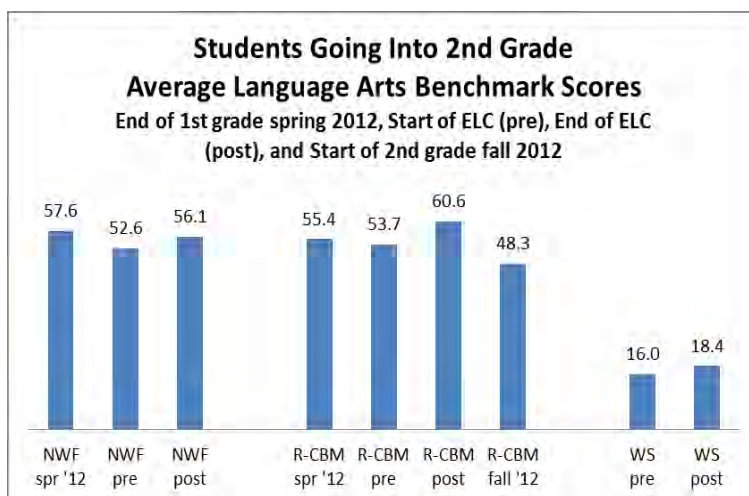


Average Loss or Gain for Students Going into 1 <sup>st</sup> Grade Who Attended Compared to Invited Students Who Did Not Attend							
	NI	QD	MN	LNF	LSF	PSF	NWF
Invited but did not attend	-9	-1	-2	-5	-8	-5	-6
Attended	-17	-2	+2	-2	-3	-3	-3

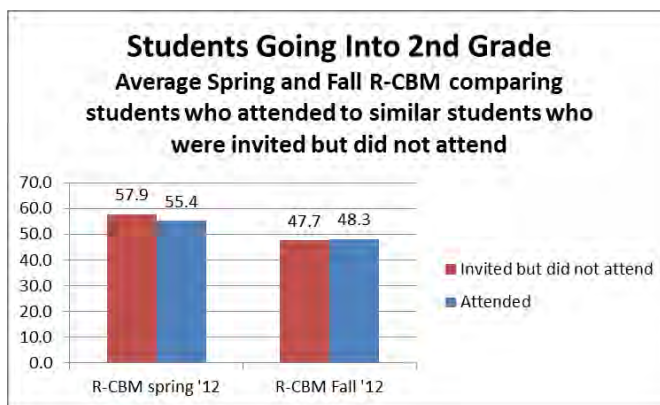
- Students going into first grade did have some loss from May until August. However, on five of the seven assessments, the average loss was less than the loss for similar students who did not participate in the program. In one case, Missing Number, the students who attended the program even showed a gain.



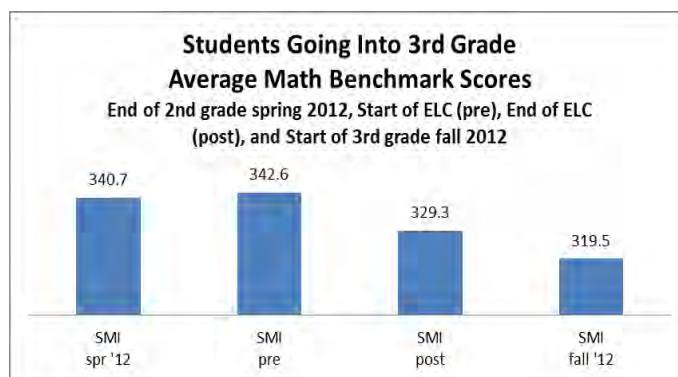
- Students going into 2<sup>nd</sup> grade made improvements from the pre-test to post-test on all three Math Benchmark assessments.



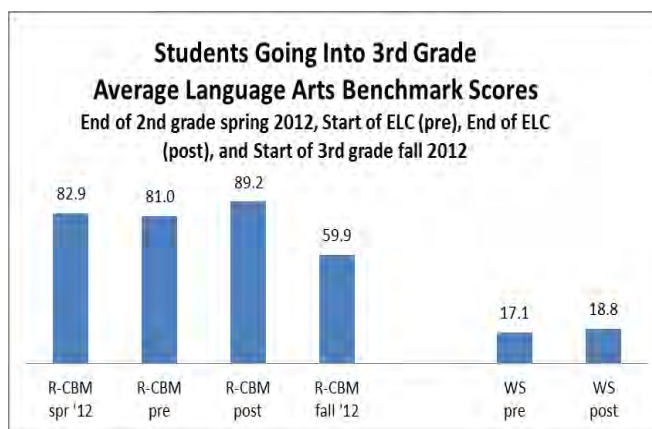
- Gains were found with the pre- and post-test results for the Language Arts Benchmark assessments as well.



- The average amount of loss for students attending the program was 7.1 while the average loss for like students who did not attend was 10.2.
- Math results are not available for a May to August comparison as the Math Benchmark assessment changes after first grade.

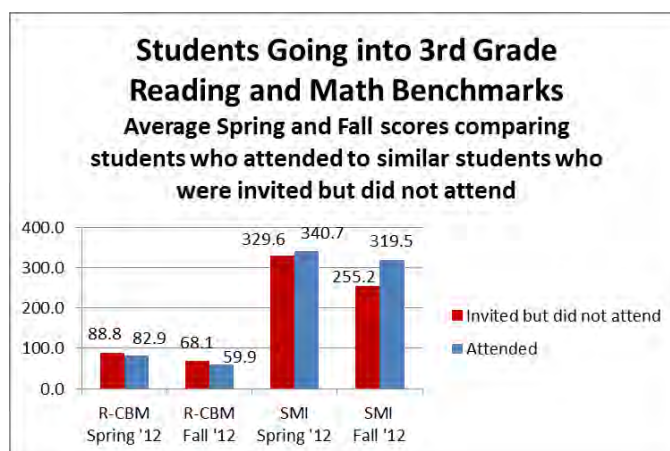


- Students going into 3<sup>rd</sup> grade showed a decline in scores on the Math Benchmark assessment. The decline continued on the August assessment. We will examine the curriculum, instructional strategies, staff and administration of the assessment in order to plan and prepare for 2013.



- For reading and writing, students showed growth from the beginning to the end of the program.





Ave. Decline in Reading and Math		
	R-CBM	SMI
Invited but did not attend	-20.7	-74.4
Attended	-23	-21.2

- Compared to like students who did not attend, students going into 3<sup>rd</sup> grade had a slightly higher average loss in the area of reading. They had a much lower average loss in math.

A lot of useful data has been collected. The information it provides will allow the Educational Services Division to make curricular and instructional decisions that will best meet the needs of students.

### Collaboration and Partnership:

Providing opportunities for parental involvement and collaboration has a positive impact on learning for all students, but particularly for students who are economically disadvantaged. In addition, research shows that community involvement also has a positive impact on achievement. As part of the Elementary Learning Center Summer Program, the following services were offered:

- Breakfast and Lunch for all students.
- Transportation to and from school.
- Weekend food packs were distributed on the four Fridays preceding weekends during the program.
- Dental checkups, fillings, teeth cleaning, crowns, and extractions were available through the services of One World Community Health Centers, Inc. and their mobile clinic. The clinic offered more than 17 different procedures and consultations and the families of students from ELC requested more than 500 services within those areas.
- Three Family Days with activities for students and parents. These included workshops on meal planning from a HyVee nutritionist, reading and practice activities from Parents

With Providers trainers, an animal presentation from Gifford Farm, Story Time with The Bookworm, Common Sense Parenting session and field trips to the Millard Family Resource Center and a local food pantry.

- Other community organizations partnering with MPS to provide support were the Kiwanis Club of Southwest Omaha, Millard Public Schools Foundation, Salvation Army, Millard Business Association (Project WeeCare), Vintage Financial and the Douglas County Health Department.

### Points of Special Note:

- ◆ The average daily attendance was 85% for Rockwell and 88% for Norris.
- ◆ Fifty-five students attended Summer School in June as well as the Elementary Learning Center Summer Program.

### Financial Report

Grant Receipts		\$163,914.68	
Expenditures			
	Salary/Benefits		\$119,277.83
	Supplies/Curriculum		\$14,485.76
	Transportation		\$30,146.74
	Total Expenses		\$163,910.33
Balance		\$4.35	

## External Analysis

The UNMC Munroe-Meyer Institute completed an external analysis of parent approved data. Their findings are in the table below.

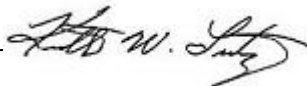
### MPS Data Summer 2012

Going into Grade Level	Pair	$p$ (.05)	Cohen's $d$ (if significant $p$ )
3 <sup>rd</sup>	Pair 1-Rdg spr to Jul 27	.034	.30
3 <sup>rd</sup>	Pair 2-Wrt Jul 9 to Jul 27	.002	.45
3 <sup>rd</sup>	Pair 3-Sch Math I May to Jul 27	No	
2 <sup>nd</sup>	Pair 1-NI May to July 27	No	
2 <sup>nd</sup>	Pair 2-Quant Disc May to Jul 27	No	
2 <sup>nd</sup>	Pair 3-NWF May to Jul	No	
2 <sup>nd</sup>	Pair 4-RCBM spr to Jul 27	.001	.45
2 <sup>nd</sup>	Pair 5-Wrtg Samp	<.001	.60
1 <sup>st</sup>	Pair 1-NI May to Jul	No	
1 <sup>st</sup>	Pair 2-May 2012 QD July	<.001	.59
1 <sup>st</sup>	Pair 3-LNF spr to Jul	No	
1 <sup>st</sup>	Pair 4-LSF spr to Jul	.044	.25
1 <sup>st</sup>	Pair 5-Phoneme Seg Flu spr to Jul	No	
1 <sup>st</sup>	Pair 6-NWF spr to Jul	No	
1 <sup>st</sup>	Pair 7-WS Jul 9 to Jul 27	No	
K	Pair 1-NI	<.001	1.01
K	Pair 2-LSF	.032	.47
K	Pair 3-LNF	.002	.72

- All comparisons that show a  $p$  value of less than .05 indicate growth that is significant.
- Cohen's  $d$  measures the effect size or magnitude of difference between two test points. In simpler terms, if  $d=.2$  the effect is small, if  $d=.5$  the effect medium and if  $d=.8$  or greater the effect is large.

**AGENDA SUMMARY SHEET****AGENDA ITEM:** Legislative Update**MEETING DATE:** December 17, 2012**DEPARTMENT:** Office of the Superintendent**TITLE AND BRIEF DESCRIPTION:** Legislative Update for the 103rd Legislature 1st session.**ACTION DESIRED:** APPROVAL  DISCUSSION  INFORMATION ONLY 

Summary attached  
Legislative Calendar attached

**RECOMMENDATION:****STRATEGIC PLAN:** Implemented Strategies and Superintendent's Goals**RESPONSIBLE PERSON:** Angelo Passarelli**SUPERINTENDENT'S APPROVAL:** \_\_\_\_\_

## **Legislative Update**

### **December 17, 2012**

### **Legislative Calendar**

The calendar for the session is attached. This is a long session and includes re-forming all committees and developing a two-year budget. The first day is January 9th and the last day is June 5th.

### **Current Education Committee**

There are four members of the committee to replace next year including the chairperson. The Education Committee meets on Mondays and Tuesdays.

Senator Greg Adams – Chairperson

Senator Bill Avery

Senator Abbie Cornett

Senator Brenda Council

Senator Ken Haar

Senator Gwen Howard

Senator Les Seiler

Senator Kate Sullivan

### **Education Lobby Priorities**

The Education Lobby is working on the following priorities:

1. Keep the current formula and use a temporary aid adjustment factor if necessary to reduce funding.
2. Soften the Education Committee changes by adding the averaging adjustment into basic funding.
3. Seek increases in SPED funding to offset local general fund expenditures for that program.

### **K-12 Funding**

In October the estimates on state aid for 2013-14 indicated a 10% increase was needed (about \$88 million) based on keeping the current formula intact.

The Education Committee heard testimony across the state on changes to the formula this past summer. The concepts they are promoting include eliminating the instruction time and teacher education allowances. The Education Committee concepts have reduced projected state aid to a 6% increase (about \$51 million).

Preliminary estimates indicate that these two changes have about a \$5 million dollar negative impact on Millard Public Schools. With these changes estimates show state aid increasing next year by about \$5 million (7%).

## **National News**

Duncan wants Congress to revamp NCLB

U.S. Secretary of Education Arne Duncan is looking to Congress to revamp the No Child Left Behind Act, an effort he says the elected body needs to get serious about handling. So far, 34 states and the District of Columbia have been given waivers under the NCLB law. Noting that he will remain in the Obama administration for the "long haul," Duncan says he will concentrate his efforts on improving teacher and principal quality, and the Race to the Top grant program. Education policy advocates say the pressure will be on Mr. Duncan to use his next four years to deliver another big bang along the lines of Race to the Top, which dangled \$3.4 billion in front of states to devise bold education-improvement plans and change policies that would expand charter schools, adopt common standards, and revamp teacher evaluations.

# TENTATIVE 2013 Legislative Session\*

Sun	Mon	Tues	Wed	Thur	Fri	Sat
<b>January</b>						
		1	2	3	4	5
6	7	8	9	10	11	12
			DAY 1	DAY 2	DAY 3	
13	14	15	16	17	18	19
	DAY 4	DAY 5	DAY 6	DAY 7	DAY 8	
20	21	22	23	24	25	26
	HOLIDAY	DAY 9	DAY 10	DAY 11	DAY 12	
27	28	29	30	31		
	DAY 13	DAY 14	DAY 15	DAY 16		

Sun	Mon	Tues	Wed	Thur	Fri	Sat
<b>February</b>						
					1	2
					DAY 17	
3	4	5	6	7	8	9
	DAY 18	DAY 19	DAY 20	DAY 21	DAY 22	
10	11	12	13	14	15	16
	DAY 23	DAY 24	DAY 25	DAY 26	RECESS	
17	18	19	20	21	22	23
	HOLIDAY	DAY 27	DAY 28	DAY 29	DAY 30	
24	25	26	27	28		
	DAY 31	DAY 32	DAY 33	DAY 34		

Sun	Mon	Tues	Wed	Thur	Fri	Sat
<b>March</b>						
					1	2
					DAY 35	
3	4	5	6	7	8	9
	DAY 36	DAY 37	DAY 38	DAY 39	RECESS	
10	11	12	13	14	15	16
	RECESS	DAY 40	DAY 41	DAY 42	DAY 43	
17	18	19	20	21	22	23
	DAY 44	DAY 45	DAY 46	DAY 47	RECESS	
24	25	26	27	28	29	30
	DAY 48	DAY 49	DAY 50	DAY 51	RECESS	
31						

Sun	Mon	Tues	Wed	Thur	Fri	Sat
<b>April</b>						
	1	2	3	4	5	6
	RECESS	DAY 52	DAY 53	DAY 54	DAY 55	
7	8	9	10	11	12	13
	DAY 56	DAY 57	DAY 58	DAY 59	RECESS	
14	15	16	17	18	19	20
	RECESS	DAY 60	DAY 61	DAY 62	DAY 63	
21	22	23	24	25	26	27
	DAY 64	DAY 65	DAY 66	DAY 67	HOLIDAY	
28	29	30				
	DAY 68	DAY 69				

Sun	Mon	Tues	Wed	Thur	Fri	Sat
<b>May</b>						
			1	2	3	4
			DAY 70	DAY 71	RECESS	
5	6	7	8	9	10	11
	RECESS	DAY 72	DAY 73	DAY 74	DAY 75	
12	13	14	15	16	17	18
	DAY 76	DAY 77	DAY 78	DAY 79	RECESS	
19	20	21	22	23	24	25
	DAY 80	DAY 81	DAY 82	DAY 83	RECESS	
26	27	28	29	30	31	
	HOLIDAY	DAY 84	DAY 85	DAY 86	DAY 87	

Sun	Mon	Tues	Wed	Thur	Fri	Sat
<b>June</b>						
						1
2	3	4	5	6	7	8
	DAY 88	DAY 89	DAY 90			
9	10	11	12	13	14	15
16	17	18	19	20	21	22
23	24	25	26	27	28	29
30						

**Federal & State Holidays**

January 21 – Martin Luther King Jr. Day  
 February 18 – Presidents’ Day  
 April 26 – Arbor Day  
 May 27 – Memorial Day

**Legislative Recess Days**

February 15  
 March 8, 11, 22, 29  
 April 1, 12, 15  
 May 3, 6, 17, 24

\*The Speaker reserves the right to revise the session calendar

## AGENDA SUMMARY SHEET

**AGENDA ITEM:** *TerraNova, Third Edition Fall 2012 Results*

**Meeting Date:** December 17, 2012

**Department:** Educational Services  
Assessment, Research, and Evaluation

**Title and Brief Description:** **Aptitude and Achievement Profiles, 2012-2013**  
Nebraska Law requires a standardized, norm-referenced test be administered at each grade span. Millard administered the *TerraNova, Third Edition* this fall in grades 3, 6, and 9.

**Action Desired:** Approval \_\_\_ Discussion \_\_\_ Information Only x

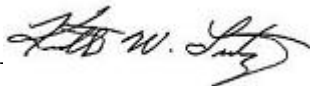
**Background:** The grade level performance at all three levels in 2012-2013 is similar to the performance in all three levels in 2011-2012. In both years, students scored well above the national average.

**Options/Alternatives Considered:** N.A.

**Reference:** State requirement.

**Timeline:** Begin to use results immediately for reporting and data team decision making.

**Responsible Persons:** Dr. Mark Feldhausen, Dr. Tami Williams, and Sharon Freeman

**Superintendent's Signature:** \_\_\_\_\_  \_\_\_\_\_



## *TerraNova* Results 2012-2013

### Background

In the spring of 2010, Millard Public Schools researched possible norm-referenced test replacements to the *TerraNova, Multiple Assessments First Edition* due to outdated norms. Building administrators, teachers, and district-level leaders were part of the research process. Teachers and district level leaders completed a match to Millard curriculum standards alignment for all tests considered. With input from stakeholders and the Millard Assessment Committee, the more current *TerraNova, Complete Battery Third Edition* norm-referenced test was purchased. This test features 2007 norms as well as a solid match to Millard curriculum standards.

In fall 2010, Millard students in grades 3, 6, and 9 participated in the *TerraNova, Complete Battery Third Edition* norm-referenced test. All choices are selected response items. With the updated *TerraNova, Third Edition*, MPS also adopted the updated *InView* as the related aptitude test in place of the previous *Test of Cognitive Skills, Second Edition* (TCS/2).

### Reading

The Reading item content is aligned with the standards of the International Reading Association (IRA), NAEP, and the National Council of Teachers of English (NCTE). *TerraNova, Complete Battery Third Edition* uses authentic literature from a diverse group of authors. Content includes comprehension, text analysis, and evaluating/extending meaning of the passages.

### Language

Language item content assesses students' skills in the key components of language proficiency – understanding of language, students' familiarity with standard written English conventions and rules, and knowledge of syntactic constructions and paragraph development.

## Mathematics

Items are aligned to the National Council of Teachers of Mathematics (NCTM) standards.

Content includes number relations, computation and numerical estimation, measurement, spatial sense, data analysis, and algebra.

## Science

Science items are based on national science standards and frameworks. The items assess students' understanding relative to core science content areas: Life Science, Earth Science, Physical Science, and Nature of Science/Scientific Inquiry.

## Social Studies

Test items reflect the guidelines of the National Council for the Social Studies (NCSS) and emphasize the interrelationships of history, geography, governments, and economics in their framework, question formats, and graphics. Equity is ensured through representations of varied civilizations, cultures, geographic areas, and perspectives.

## InView

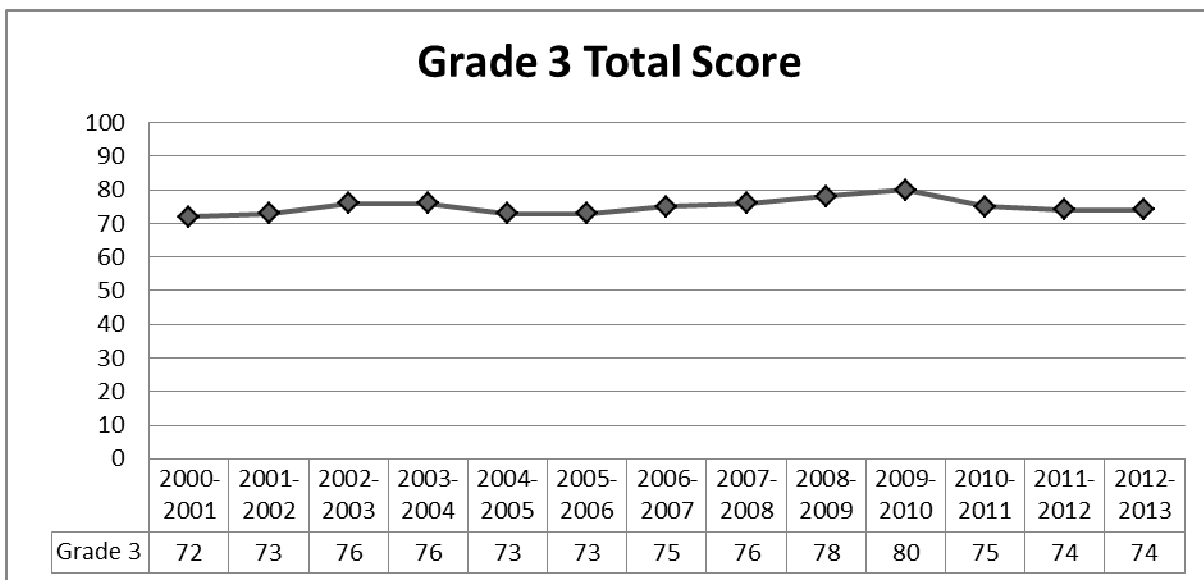
The InView is a group-administered aptitude test designed to be predictive of school success. It includes measures of verbal reasoning, sequences, analogies, and quantitative reasoning.

## Results

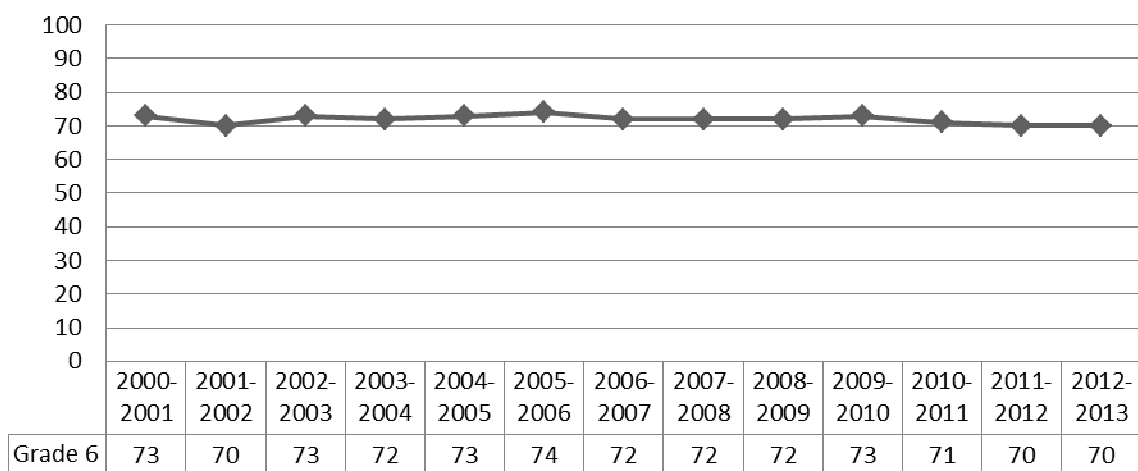
The following graphs show TerraNova total scores for grades 3, 6, and 9 across the 13 school years Millard has been using the TerraNova. The TerraNova total score is based on the reading, language, and math subtests (i.e., science and social studies are not represented in the total score). These data reflect test results of different groups of students each year (non-cohort data).

From 2000-2001 to 2009-2010 Millard Public Schools administered *Terra Nova Multiple Assessments, First Edition* (1996 norms). Starting in 2010-2011 to current, Millard Public Schools administered *Terra Nova Complete Battery, Third Edition* (2007 norms).

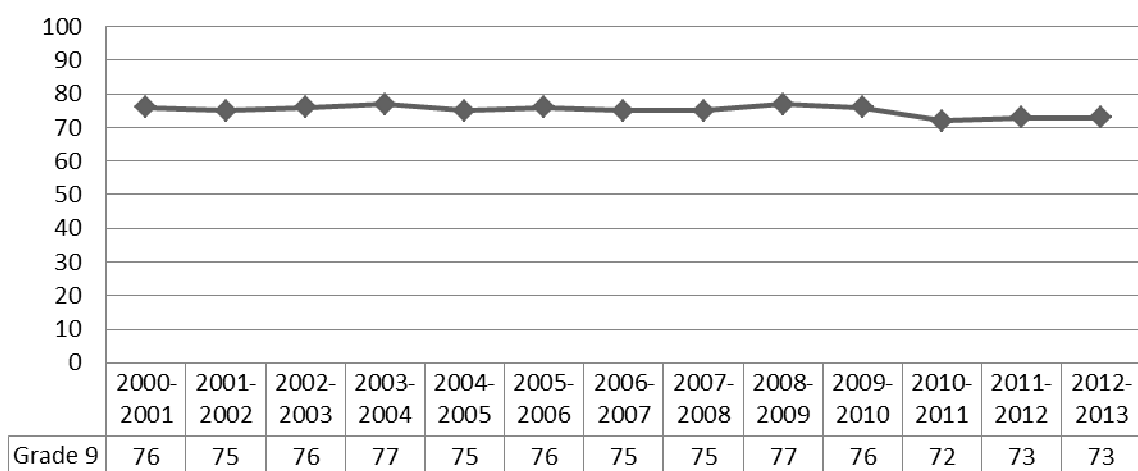
### **Trends Across Years (Non-Cohort Data)**



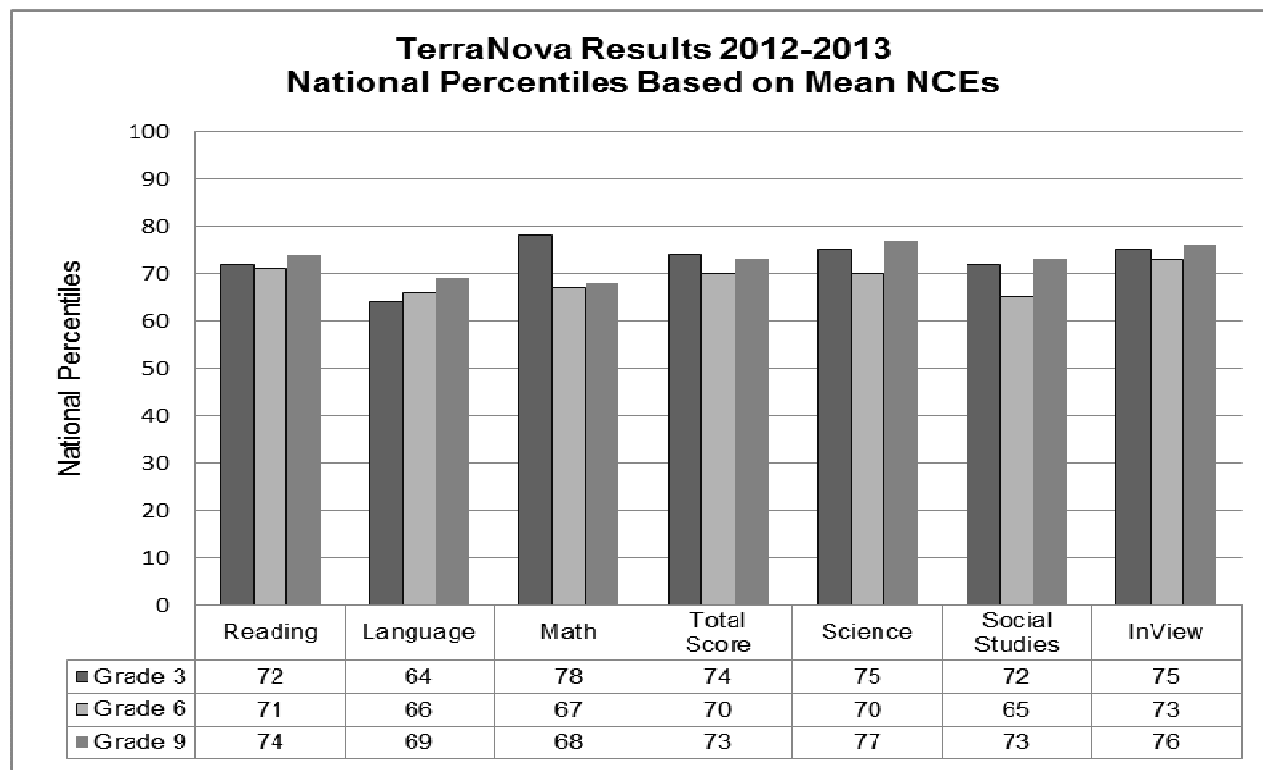
### Grade 6 Total Score



### Grade 9 Total Score



2012-2013 Elementary, Middle School, and High School results



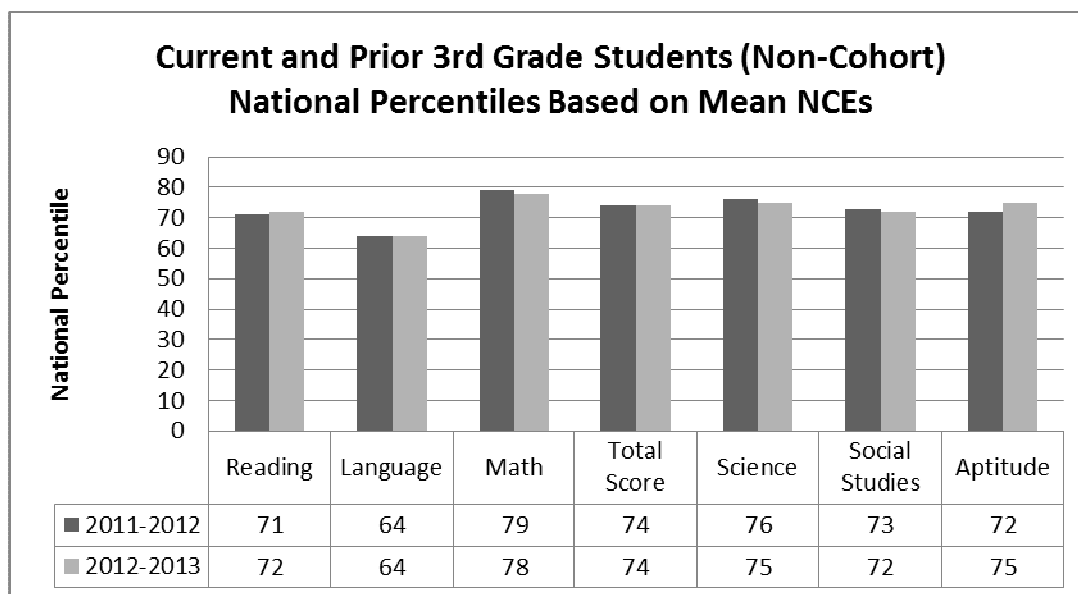
Elementary results varied from the 64<sup>th</sup> percentile (Language subtest) to the 78<sup>th</sup> percentile (Math subtest.)

Middle school results ranged from the 65<sup>th</sup> percentile (Social Studies subtests) to the 71<sup>st</sup> percentile

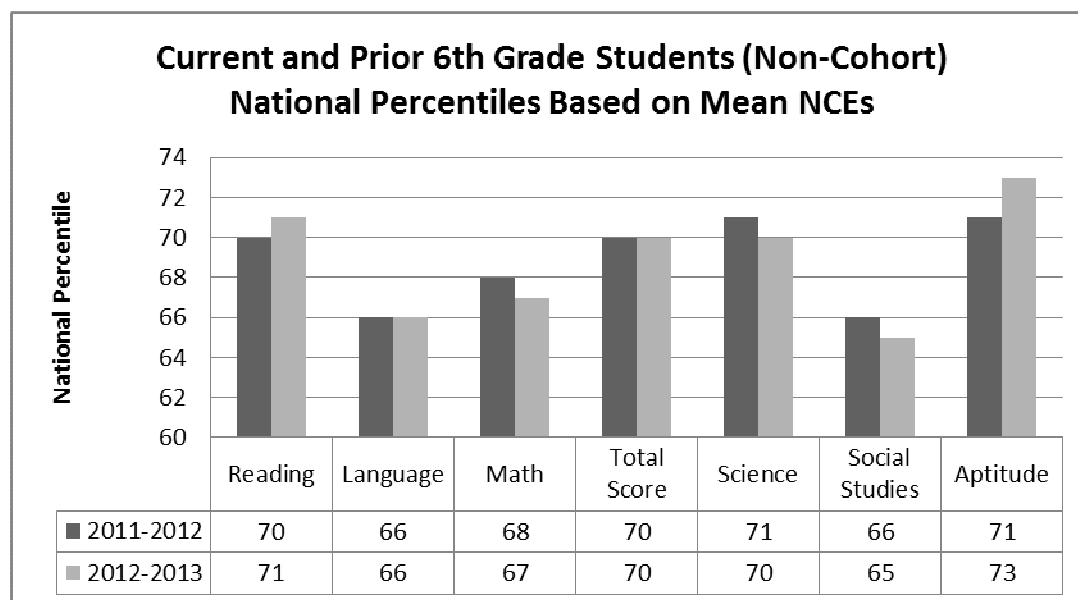
(Reading subtest.) High school results varied from the 68<sup>th</sup> percentile (Math subtest) to the 77<sup>th</sup> percentile

(Science subtest).

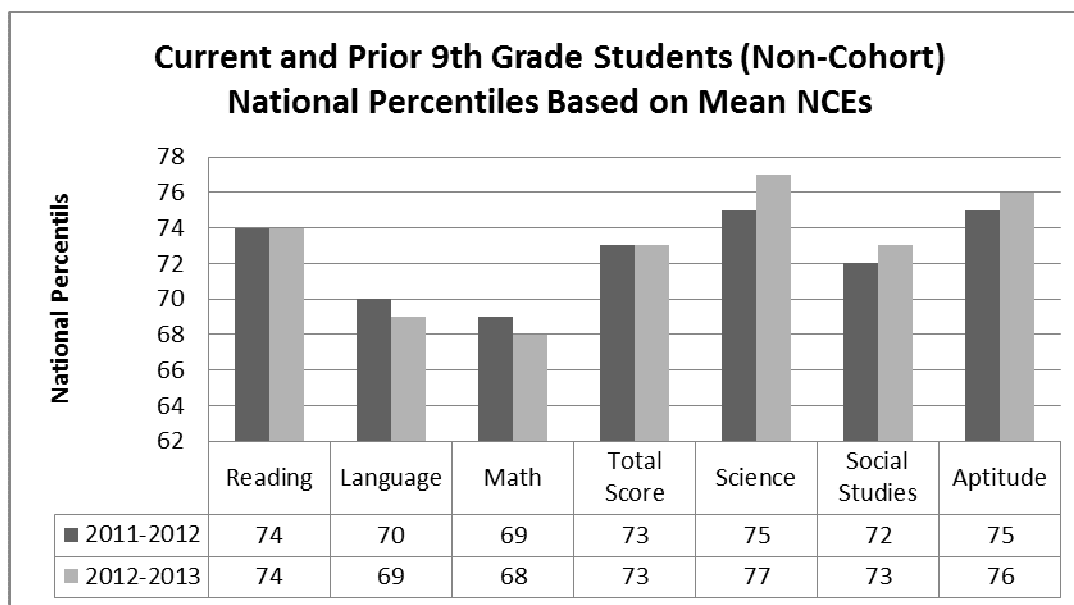
## Elementary by subtest two years



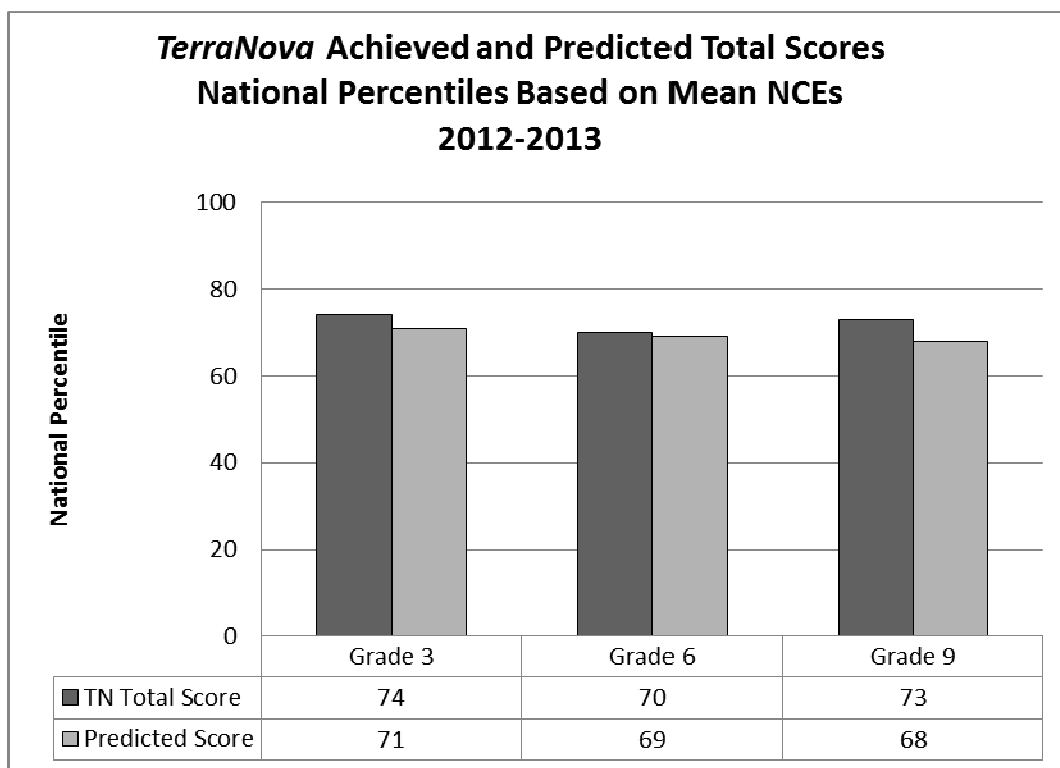
## Middle School by subtest two years



High School by subtest two years



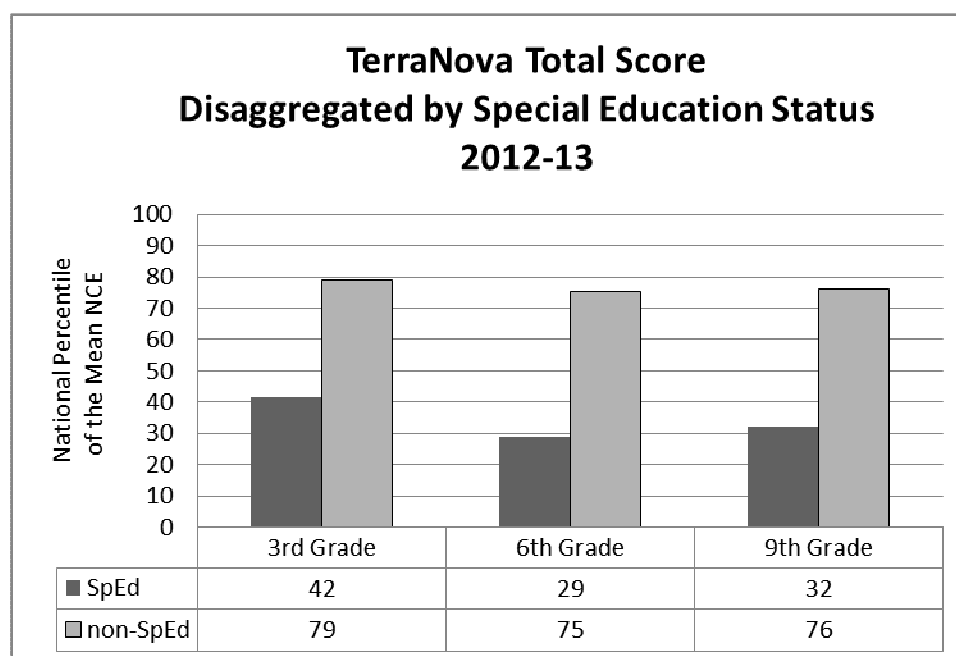
The grade level performance at all three levels in 2012-2013 is similar to the performance in all three levels in 2011-2012. In both years, students scored well above the national average.



The InView is designed to be predictive of school success and yields anticipated achievement scores that can be compared to TerraNova scores as one indicator to determine if students are achieving as well as would be predicted by their aptitude score. On the average, students in all three grades tested scored better than would be predicted by their aptitude score.



This graph shows the district-wide TerraNova total score for students receiving special education services (SpEd) versus students not receiving special education services (non-SpEd). The national percentile of the mean NCE scores for students receiving special education services across the district ranged from the 29<sup>th</sup> percentile (6<sup>th</sup> grade) to the 42<sup>nd</sup> percentile (3<sup>rd</sup> grade).



### Summary

The analysis of non-cohort groups showed that Millard students continued to score well above the national average on the *TerraNova*. Maintaining a high level of academic achievement over time indicates that Millard's schools are delivering effective instruction.

There continues to be an overall gap in achievement between students receiving special education services and their non-disabled peers. The gap in achievement between these groups is quite variable among schools. School-level results in the appendix provide a comparison of this data.

Appendix: School-Level Results and Special Education  
Disaggregations by Building

**TerraNova 2012-13  
SpEd vs. non-SpEd  
Disaggregations  
National Percentiles**

	Non-SpEd	SpEd
Abbott	82	51
Ackerman	64	35
Aldrich	90	*
Black Elk	88	64
Bryan	75	35
Cather	84	31
Cody	70	41
Cottonwood	75	35
Disney	70	26
Ezra Millard	89	15
Harvey Oaks	82	28
Hitchcock	87	58
Holling Heights	65	39
Montclair	69	44
Morton	75	42
Neihardt	71	37
Norris	78	60
Reagan	78	49
Reeder	76	23
Rockwell	73	38
Rohwer	85	48
Sandoz	57	55
Upchurch	86	53
Wheeler	82	56
Willowdale	83	69
Andersen MS	68	22
Beadle MS	77	35
Central MS	71	27
Kiewit MS	79	32
North MS	78	35
Russell MS	77	29
North High	79	37
South High	68	27
West High	79	36

\*Fewer than 5 students in a SpEd group.

*TerraNova, Complete Battery Third Edition*  
2012-2013  
Summary Report by Elementary School

	Reading	Language	Mathematics	Total Score*	Science	Social Studies
	NP of Mean NCE	NP of Mean NCE	NP of Mean NCE	NP of Mean NCE	NP of Mean NCE	NP of Mean NCE
Millard School District	72	64	78	74	75	72
Abbott	75	74	82	80	80	78
Ackerman	59	46	69	59	63	56
Aldrich	87	83	90	89	89	86
Black Elk	83	76	89	86	83	83
Bryan	65	57	68	65	64	61
Cather	75	76	76	78	79	76
Cody	68	58	64	65	68	67
Cottonwood	68	58	81	71	69	73
Disney	67	52	61	62	73	64
Ezra	75	62	76	73	69	69
Harvey Oaks	74	65	84	77	80	76
Hitchcock	81	76	86	84	82	77
Holling Heights	60	50	62	60	60	58
Montclair	66	53	73	66	77	70
Morton	69	59	71	68	68	71
Neihardt	63	57	69	65	71	65
Norris	75	64	79	75	75	69
Reagan	72	64	78	74	74	68
Reeder	63	52	72	64	62	65
Rockwell	68	60	72	69	78	66
Rohwer	76	70	87	80	84	81
Sandoz	57	49	61	57	61	53
Upchurch	79	72	86	82	83	80
Wheeler	78	64	84	78	76	77
Willowdale	76	68	88	81	77	76

\*Total Score includes Reading, Language, and Math

*TerraNova, Complete Battery Third Edition*  
2012-2013  
Summary Report by Middle School

	Reading	Language	Mathematics	Total Score*	Science	Social Studies
	NP of Mean NCE	NP of Mean NCE	NP of Mean NCE	NP of Mean NCE	NP of Mean NCE	NP of Mean NCE
Millard School District	71	66	67	70	70	65
Andersen	60	57	61	61	65	59
Beadle	73	69	69	73	71	67
Central	67	59	60	64	64	56
Kiewit	75	71	71	75	75	70
North Middle	75	69	69	74	73	69
Russell	72	65	71	72	71	65

\*Total Score includes Reading, Language, and Math

*TerraNova, Complete Battery Third Edition*  
2012-2013  
Summary Report by High School

	Reading	Language	Mathematics	Total Score*	Science	Social Studies
	NP of Mean NCE	NP of Mean NCE	NP of Mean NCE	NP of Mean NCE	NP of Mean NCE	NP of Mean NCE
Millard School District	74	69	68	73	77	73
North High	76	71	74	76	80	75
South High	66	62	58	63	72	65
West High	78	72	71	76	79	76

\*Total Score includes Reading, Language, and Math