

NOTICE OF MEETING

Notice is hereby given of a Board of Education meeting of School District No. 17, in the County of Douglas, which will be held at 6:00 p.m. on **Monday, September 15, 2014** at 5606 South 147th Street, Omaha, Nebraska.

Agenda for such meeting, kept continuously current, is available for public inspection at the office of the superintendent at 5606 South 147th Street, Omaha, Nebraska.

Michael Kennedy
Secretary

9-12-14

**THE DAILY RECORD
OF OMAHA**

LYNDA K. HENNINGSSEN, Publisher

PROOF OF PUBLICATION

UNITED STATES OF AMERICA, }
The State of Nebraska, } ss.
District of Nebraska,
County of Douglas,
City of Omaha,

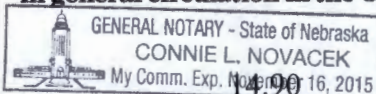
J. BOYD

being duly sworn, deposes and says that she is

LEGAL EDITOR

of THE DAILY RECORD, of Omaha, a legal newspaper, printed and published daily in the English language, having a bona fide paid circulation in Douglas County in excess of 300 copies, printed in Omaha, in said County of Douglas, for more than fifty-two weeks last past; that the printed notice hereto attached was published in THE DAILY RECORD, of Omaha, on
September 12, 2014

That said Newspaper during that time was regularly published and in general circulation in the County of Douglas, and State of Nebraska.



Publisher's Fee \$ _____
Additional Copies \$ 14.90
Total \$ _____

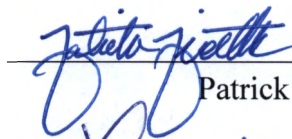
Subscribed in my presence and sworn to before
me this 12th day of
September 14


Connie L. Novacek
Notary Public in and for Douglas County,
State of Nebraska

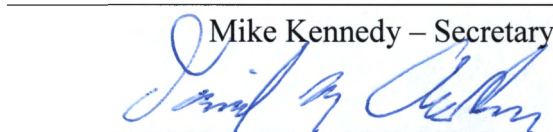
**ACKNOWLEDGMENT OF RECEIPT
OF NOTICE OF MEETING**


The undersigned members of the Board of Education of Millard, District #017, Omaha, Nebraska, hereby acknowledge receipt of advance notice of a meeting of said Board of Education and the agenda for such meeting held at 6:00 P.M. on September 15, 2014, at the Don Stroh Administrative Center, 5606 South 147 Street, Omaha, NE 68137


Dated this 15th day of September, 2014



Patrick Ricketts – President



Linda Poole – Vice President



Mike Kennedy – Secretary



Dave Anderson – Treasurer


Mike Pate


Paul Meyer


Libby Baxter – MNHS Representative


Jordan Newsom – MSHS Representative


Kellie Ecklund – MWHS Representative

BOARD OF EDUCATION SIGN IN

September 15, 2014

NAME:

REPRESENTING:

Sheila Wiebelhaus

Clarkson College

Andrea Boardman

Clarkson College

Olivia Weiss

Clarkson College

Paul Schulte

MLA

Sill Classen

425

Jordan Newsom

MSTTS



**BOARD OF EDUCATION
MEETING**



September 15, 2014

BOARD OF EDUCATION
MILLARD PUBLIC SCHOOLS
OMAHA, NEBRASKA

BOARD MEETING
6:00 P.M.

STROH ADMINISTRATION CENTER
5606 SOUTH 147th STREET
September 15, 2014

AGENDA

A. Call to Order

The Public Meeting Act is posted on the wall and available for public inspection.

B. Pledge of Allegiance

C. Roll Call

D. Public Comments on agenda items – This is the proper time for public questions and comments on agenda items only. Please make sure a request form is given to the Board President before the meeting begins.

E. Routine Matters

1. *Approval of Board of Education Minutes, September 2, 2014, Special Board of Education Minutes from September 2 and September 8, 2014
2. *Approval of Bills
3. *Receive the Treasurer's Report and Place on File
4. Summary of Board Committee of the Whole Meeting, September 8, 2014

F. Information Items

1. Superintendent's Comments
2. Board Comments/Announcements
3. Report from Student Representatives

G. Unfinished Business

H. New Business

1. *Reaffirm Policy 3921 – Support Services – Risk Management - Activity Limitations – Foreign Travel
2. *Reaffirm Rule 3921.1 - Support Services – Risk Management - Activity Limitations – Foreign Travel
3. *Reaffirm Policy 3922 – Support Services – Risk Management – Activity Limitations – Aircraft & Watercraft
4. Approval of Purchase of Laptops by Board of Education Members
5. Approval of Schematic Designs for Rockwell Elementary Project
6. Approval of Personnel Actions: Amended Contract, Resignation

I. Reports

1. NASB Whole Child Project – John Spatz Presenting
2. Advanced Placement Program Report
3. Dual Enrollment Report
4. ACT 2013-2014 Results for Graduating Class of 2014
5. 11th Grade DCST ACT 2013-2014 Results
6. Nebraska State Accountability (NeSA) Results
7. Exiting Senior Survey Report: Class of 2014

J. Future Agenda Items/Board Calendar

1. Board of Education Meeting on Monday, October 6, 2014 at 6:00 p.m. at the Don Stroh Administration Center
2. Strategic Planning on Thursday, October 16 and Friday, October 17, 2014 at the Ron Witt Support Services Center

3. Board of Education Meeting on Monday, October 20, 2014 at 6:00 p.m. at the Don Stroh Administration Center
 4. Board of Education Meeting on Monday, November 3, 2014 at 6:00 p.m. at the Don Stroh Administration Center
 5. Committee of the Whole Meeting on Monday, November 10, 2014 at 6:00 p.m. at the Don Stroh Administration Center
 6. Board of Education Meeting on Monday, November 17, 2014 at 6:00 p.m. at the Don Stroh Administration Center
 7. Board of Education Meeting on Monday, December 1, 2014 at 6:00 p.m. at the Don Stroh Administration Center
 8. Board of Education Meeting on Monday, December 15, 2014 at 6:00 p.m. at the Don Stroh Administration Center
- K. Public Comments - This is the proper time for public questions and comments on any topic. Please make sure a request form is given to the Board President before the meeting begins.
- L. Adjournment:

All items indicated by an asterisk (*) will comprise the Consent Agenda and may be acted on in a single motion. Items may be deleted from the Consent Agenda by request of any board member.

BOARD OF EDUCATION
MILLARD PUBLIC SCHOOLS
OMAHA, NEBRASKA

BOARD MEETING
6:00 P.M.

STROH ADMINISTRATION CENTER
5606 SOUTH 147th STREET
September 15, 2014

ADMINISTRATIVE MEMORANDUM

A. Call to Order

The Public Meeting Act is posted on the wall and available for public inspection

B. Pledge of Allegiance

C. Roll Call

D. Public Comments on agenda items - This is the proper time for public questions and comments on agenda items only. Please make sure a request form is given to the Board President prior to the meeting.

*E.1. Motion by _____, seconded by _____, to approve the Board of Education Minutes, September 2, 2014, Special Board of Education Minutes from September 2 and September 8, 2014 (See enclosure.)

*E.2. Motion by _____, seconded by _____, to approve the bills. (See enclosure.)

*E.3. Motion by _____, seconded by _____, to receive the Treasurer's Report and Place on File. (See enclosure.)

E.4. Summary of Board Committee of the Whole Meeting – September 8, 2014

F.1. Superintendent's Comments

F.2. Board Comments/Announcements

F.3. Report from Student Representatives

*H.1. Motion by _____, seconded by _____, to reaffirm Policy 3921 – Support Services – Risk Management – Activity Limitations – Foreign Travel (See enclosure.)

*H.2. Motion by _____, seconded by _____, to reaffirm Rule 3921.1 – Support Services – Risk Management – Activity Limitations – Foreign Travel (See enclosure.)

*H.3. Motion by _____, seconded by _____, to reaffirm Policy 3922 – Support Services – Risk Management – Activity Limitations – Aircraft & Watercraft (See enclosure.)

H.4. Motion by _____, seconded by _____, to approve Purchase of Laptops by Board of Education Members (See enclosure.)

H.5. Motion by _____, seconded by _____, that the Schematic Designs for the Rockwell Elementary Project be approved as submitted (See enclosure.)

H.6. Motion by _____, seconded by _____, to approve Personnel Actions: Contract Amendment and Resignation (See enclosure)

I. Reports

1. NASB Whole Child Project – John Spatz Presenting
2. Advanced Placement Program Report
3. Dual Enrollment Report
4. ACT 2013-2014 Results for Graduating Class of 2014

5. 11th Grade DCST ACT 2013-2014 Results
6. Nebraska State Accountability (NeSA) Results
7. Exiting Senior Survey Report: Class of 2014

J. Future Agenda Items/Board Calendar

1. Board of Education Meeting on Monday, October 6, 2014 at 6:00 p.m. at the Don Stroh Administration Center
2. Strategic Planning on Thursday, October 16 and Friday, October 17, 2014 at the Ron Witt Support Services Center
3. Board of Education Meeting on Monday, October 20, 2014 at 6:00 p.m. at the Don Stroh Administration Center
4. Board of Education Meeting on Monday, November 3, 2014 at 6:00 p.m. at the Don Stroh Administration Center
5. Committee of the Whole Meeting on Monday, November 10, 2014 at 6:00 p.m. at the Don Stroh Administration Center
6. Board of Education Meeting on Monday, November 17, 2014 at 6:00 p.m. at the Don Stroh Administration Center
7. Board of Education Meeting on Monday, December 1, 2014 at 6:00 p.m. at the Don Stroh Administration Center
8. Board of Education Meeting on Monday, December 15, 2014 at 6:00 p.m. at the Don Stroh Administration Center

- K. Public Comments - This is the proper time for public questions and comments on any topic. Please make sure a request form is given to the Board President before the meeting begins.

L. Adjournment

All items indicated by an asterisk (*) will comprise the Consent Agenda and may be acted on in a single motion. Items may be deleted from the Consent Agenda by request of any board member.

MILLARD PUBLIC SCHOOLS FYE15 BUGET
PUBLIC BUDGET HEARING
SCHOOL DISTRICT NO. 17
SEPTEMBER 2, 2014

At 6:00 p.m. Pat Ricketts opened the public hearing.

Roll call was taken, Board members present were Mike Pate, Pat Ricketts, Linda Poole, Mike Kennedy and Paul Meyer. Absent from the hearing was Dave Anderson.

Mike Kennedy made a motion to excuse Dave Anderson from the meeting, seconded by Paul Meyer. Voting in favor of said motion was: Mrs. Poole, Mr. Kennedy, Mr. Meyer, Mr. Pate and Mr. Ricketts. Voting against were: None. Motion carried.

President, Pat Ricketts, announced that the open meetings laws are posted and available for public inspection.

Mr. Ricketts stated that two hearings were being conducted. The first hearing was on adopting the Proposed FYE15 Budget and the second hearing was on the proposed property tax request required to fund the Proposed FYE15 Budget.

Prior to conducting the hearing, Mr. Ricketts gave Ken Fossen some time to present information related to the hearing topics. The proposed budget would provide for \$218.3 million in spending, a 2.2 percent increase. The tax levy would be raised by 2 cents per \$100 of valuation. The money raised would go into the building fund.

Some Board members said the 2-cent levy increase would avoid cuts in programs, maintain facilities and avoid depleting the district's reserves. Mike Pate said that maintaining cash reserves is fiscally responsible. He also mentioned that Millard has the lowest per-student cost in the state and high test scores, which reflects a good return on investment.

Linda Poole, Mike Kennedy, Mike Pate and Pat Ricketts, all said they were in support of the increase. Mr. Meyer feels that taxes are piling on and some families already have a difficult time making ends meet.

Mr. Ricketts had two requests to speak from the public. Called to the podium to speak was Dick Wilson of 3932 S. 183 Ave. Mr. Wilson stated his concerns on the budget. Also, called to the podium was Doug Kagan of 12320 William St. Mr. Kagan represents Nebraska Taxpayers for Freedom. Mr. Kagan offered the Board suggestions on how to make cuts without increasing taxes.

Mr. Ricketts opened the second hearing on the Proposed FYE15 Property Tax request. The purpose of this hearing was to receive testimony from the public on the proposed tax request to fund the Proposed Budget for FYI15.

Mr. Ricketts received no request to speak on this issue and asked for a request to adjourn the meeting.

Mike Kennedy made a motion to adjourn the meeting, seconded by Linda Poole. Voting in favor of said motion was: Mrs. Poole, Mr. Kennedy, Mr. Meyer, Mr. Pate and Mr. Ricketts. Voting against were: None. Motion carried.

The Public Hearing meeting was adjourned.



Secretary, Mike Kennedy

MILLARD PUBLIC SCHOOLS
SCHOOL DISTRICT NO. 17

A meeting of the Board of Education of the School District No. 17, in the County of Douglas in the State of Nebraska was convened in open and public session at 7:25 p.m., Monday, September 2, 2014, at the Don Stroh Administration Center, 5606 South 147th Street.

The Budget Hearing at 5:00 p.m. ran long and therefore, the Board of Education meeting came to order late, at 7:25 p.m.

Notice of this meeting was given in advance thereof by publication in the Daily Record on Friday, August 29, 2014; a copy of the publication is being attached to these minutes. Notice of this meeting was given to all members of the Board of Education and a copy of their Acknowledgment of Receipt of Notice and the agenda are attached to these minutes. Availability of the agenda was communicated in advance notice and in the notice of the Board of Education of this meeting. All proceedings hereafter shown were taken while the convened meeting was open to the attendance of the public.

President, Pat Ricketts, announced that the open meetings laws are posted and available for public inspection. Mr. Ricketts asked everyone to join in the Pledge of Allegiance.

Roll call was taken: Mr. Pate, Mr. Ricketts, Mrs. Poole, Mr. Kennedy and Mr. Meyer were present.

Linda Poole made a motion to excuse Dave Anderson from the meeting for good cause, seconded by Mike Kennedy. Voting in favor of said motion was: Mrs. Poole, Mr. Kennedy, Mr. Meyer, Mr. Pate and Mr. Ricketts. Voting against were: None. Motion carried.

Pat Ricketts announced the proper time for public questions and comments on agenda items only. There were no questions or comments.

Motion was made by Mike Kennedy, seconded by Linda Poole, to approve the Board of Education Minutes from August 18, 2014, approve the bills and receive the treasurer's report and place on file. Voting in favor of said motion was: Mr. Kennedy, Mr. Meyer, Mr. Pate, Mr. Ricketts and Mrs. Poole. Voting against were: None. Motion carried.

Mr. Ricketts recognized Boy Scout Troop 374 in attendance at the meeting. Mr. Ricketts also introduced the new student representatives, beginning their year of participating at the Board meetings. Representatives are Libby Baxter from Millard North High School, Jordan Newsom from Millard South High School and Kellie Ecklund from Millard West High School.

Superintendent's Comments:

1. Dr. Sutfin welcomed the student representatives to the meeting and thanked them for sharing what is happening at each of their high schools.
2. Dr. Sutfin has been working on his transition plan. He has held faculty meetings in 15 of the buildings and is on course to complete that task by the first of October.
3. During his walk-through visits at the schools, Dr. Sutfin was pleased to see that with the use of the Strategic Action Plan, he noticed many are working on the behavior skills component and the use of common language in pre-teaching of expectations for students. He noticed this especially in the buildings that are in the site planning process. Dr. Sutfin thinks we have made positive steps forward with implementing this strategy.
4. Bill Jelkin and Dr. Sutfin met with John Spatz who works with NASB on the *Whole Child Project*. Mr. Spatz is working with Mr. Jelkin on a report he will be bringing to the next Board meeting. Dr. Sutfin feels this project has positive value and ties in with some of the things we have been working on in regard to student wellness and achievement.
5. Dr. Sutfin said he continues to work on the State Aide Plan. He will be meeting with Senator Kolowski and his aide in two weeks. Bill writers will also be sitting in at the meeting.

Board Comments:

Paul Meyer:

Mr. Meyer attended the football game and noticed that the dress code had improved over last year. Mr. Meyer also stated that while he was at the game, he talked to a few parents about the 2.0 grade point average for student athletes. He said those that he talked to were in favor of the higher grade point average and a couple of them said they thought the grade point average was already at 2.0.

Mike Pate:

Mr. Pate welcomed the student representatives and thanked them for spending their Monday nights at Board meetings.

Pat Ricketts:

Mr. Ricketts also welcomed the high school student representatives. He told them he is looking forward to their feedback as it relates to what is happening in their schools.

Student Reports:

Libby Baxter, student representative from Millard North High School, Jordan Newsom, student representative from Millard South High School and Kellie Ecklund, student representative from Millard West High School reported on the academic and athletic happenings at their respective schools.

Unfinished Business:

Linda Poole read Policy 5710. Motion was made by Linda Poole and seconded by Mike Pate to approve Policy 5710 – Student Services – Access to Student Records. Voting in favor of said motion was: Mr. Meyer, Mr. Pate, Mr. Ricketts, Mrs. Poole and Mr. Kennedy. Voting against was: None. Motion carried.

Mike Pate read Policy 5720. Motion was made by Linda Poole and seconded by Mike Kennedy to approve Policy 5720 – Student Services – Records Retention and Disposition. Voting in favor of said motion was: Mr. Pate, Mr. Ricketts, Mrs. Poole, Mr. Kennedy and Mr. Meyer. Voting against was: None. Motion carried.

New Business:

Motion was made by Linda Poole and seconded by Mike Kennedy to approve Rule 5710.1 – Student Services – Student Records. Voting in favor of said motion was: Mr. Kennedy, Mr. Meyer, Mr. Pate, Mr. Ricketts and Mrs. Poole. Voting against was: None. Motion carried.

Motion was made by Mike Pate and seconded by Linda Poole to approve Rule 5720.1 – Student Services – Records Retention and Disposition. Voting in favor of said motion was: Mrs. Poole, Mr. Kennedy, Mr. Meyer, Mr. Pate and Mr. Ricketts. Voting against was: None. Motion carried.

Motion by Mike Kennedy and seconded by Linda Poole to approve the 2015-2016 Millard Public Schools Poverty Plan. *Mr. Meyer had a question regarding the application system and was assured that acceptance was by first applications received, not by race. Mr. Meyer asked how we know if busing money is being used properly. Dr. Fossen answered that a receipt is necessary for the number of days the bus is used and this can be checked against the student's attendance record. Mr. Meyer also asked if a family is on free and reduced and has no transportation, how does the student get homework if absent from school. Mr. Jelkin explained that it is sent by mail or other arrangements are made to ensure the homework delivered.* Voting in favor of said motion was: Mr. Meyer, Mr. Pate, Mr. Ricketts, Mrs. Poole and Mr. Kennedy. Voting against was: None. Motion carried.

Motion by Linda Poole and seconded by Mike Pate to approve the 2015-2016 Millard Public Schools Limited English Proficiency Plan. Voting in favor of said motion was: Mr. Pate, Mr. Ricketts, Mrs. Poole, Mr. Kennedy and Mr. Meyer. Voting against was: None. Motion carried.

Motion by Linda Poole and seconded by Mike Kennedy to approve the Lobbyist Professional Service Contract. *Mr. Pate asked what the process was for evaluating the Lobbyist. Dr. Sutfin said that it has been a meet and confer so far. However, this year he would like to have an accountability list that Mr. Mueller would follow and record. Questions were asked on how busy Mr. Mueller is and does he give adequate time to Millard. Nolan Beyer stated that Millard Schools is the only school district that Bill Mueller represents and that he has a very good reputation.* Voting in favor of said motion was: Mr. Kennedy, Mr. Meyer, Mr. Pate, Mr. Ricketts and Mrs. Poole. Voting against was: None. Motion carried.

Motion by Linda Poole and seconded by Mike Pate to approve Personnel Actions: Resignation: Lindsey Anderson. Voting in favor of said motion was: Mr. Ricketts, Mrs. Poole, Mr. Kennedy, Mr. Meyer and Mr. Pate. Voting against was: None. Motion carried.

Reports:

Enrollment Report: Tami Williams reported that the Millard numbers are just shy of 1% growth. Millard would need around 30 students to hit 1%.

Leadership Development Report: Dr. Sutfin gave an overview of how staff can develop leadership skills in our district. He explained that once a selection is made for someone to become an administrator in the District, they then participate in a two year new administrator induction program that is over-seen by Dr. Kim Saum-Mills. Dr. Sutfin explained that candidates are selected through an application process, then interviews are conducted by the executive team and scored followed by a meet and confer with applicants being selected. Dr. Sutfin said it is an extremely competitive process. Dr. Heather Phipps added that there are several ways listed in the report for all teaching staff to further their leadership skills.

Legislative Standing Positions Report: Nolan Beyer reported that each year we bring a list of standing positions that we provide our lobby to guide them before the session starts in January. Typically, this would come as an action item for approval. Because we are bringing a recommendation to add a Standing Position, it is being brought to the Board in report form. The new Standing Position states: The Millard Public Schools opposes legislation that establishes tuition tax credits, vouchers, and private charter schools. Rationale: The District has opposed all attempts to channel public money to private schools and circumvent the control of the local Board of Education. Mrs. Poole felt that this should be brought to the attention of NASB and get their support also.

Open, Option and Within District Transfer Report: Bill Jelkin stated that we are down in open enrollment as compared to last year. Part of the reason for this was the reduction of two kindergarten classrooms. This reduction is necessary to control numbers later on at the middle and high schools. Dr. Sutfin said the middle school numbers capped before the open enrollment deadline. Word may have spread that Millard was full and therefore, parents did not apply. Dr. Sutfin also commented that we have wanted to use open enrollment to control our numbers. Mr. Jelkin added that people are trying to option their children in early, in kindergarten and 1st grade, and continue on through our school system.

Student Services Report: Bill Jelkin provided the Student services report. Attendance rates are very good at 96%. The graduation rate is at 94.3%. Mr. Jelkin also stated that discipline numbers were very good for a district of 23,500 plus students. He also pointed out that scholarships are up 1.6 million dollars. Mr. Pate brought up bullying and felt we should continue to work on this issue in the schools and find a way to educate the public more. Mrs. Poole brought up the inconsistency in reporting discipline incidences in one school as compared to another. She also wanted to know how the reports look compared to schools using BIST and those using PBIS. Mr. Kennedy wants to make sure we are doing everything possible to handle any drug issues.

There were no requests to speak on non-agenda items.

The Board of Education meeting was adjourned at 7:25 p.m.

Future Agenda Items/Board Calendar:

1. Special Board of Education Meeting on Monday, September 8, 2014 at 6:00 p.m. at the Don Stroh Administration Center
2. Committee of the Whole Meeting on Monday, September 8, 2014 at 6:00 p.m. at the Don Stroh Administration Center
3. Board of Education Meeting on Monday, September 15, 2014 at 6:00 p.m. at the Don Stroh Administration Center
4. Board of Education Meeting on Monday, October 6, 2014 at 6:00 p.m. at the Don Stroh Administration Center
5. Strategic Planning on Thursday, October 16 and Friday, October 17, 2014 at the Ron Witt Support Services Center
6. Board of Education Meeting on Monday, October 20, 2014 at 6:00 p.m. at the Don Stroh Administration Center
7. Board of Education Meeting on Monday, November 3, 2014 at 6:00 p.m. at the Don Stroh Administration Center
8. Committee of the Whole Meeting on Monday, November 10, 2014 at 6:00 p.m. at the Don Stroh Administration Center
9. Board of Education Meeting on Monday, November 17, 2014 at 6:00 p.m. at the Don Stroh Administration Center
10. Board of Education Meeting on Monday, December 1, 2014 at 6:00 p.m. at the Don Stroh Administration Center
11. Board of Education Meeting on Monday, December 15, 2014 at 6:00 p.m. at the Don Stroh Administration Center



Secretary, Mike Kennedy

MILLARD PUBLIC SCHOOLS
SCHOOL DISTRICT NO. 17
SPECIAL BOARD OF EDUCATION MEETING

A meeting of the Board of Education of the School District No. 17, in the County of Douglas in the State of Nebraska was convened in open and public session at 6:00 p.m., Monday, September 8, 2014, at the Don Stroh Administration Center, 5606 South 147th Street.

Notice of this meeting was given in advance thereof by publication in the Omaha World Herald on September 4, 2014; a copy of the publication is being attached to these minutes. Notice of this meeting was given to all members of the Board of Education and a copy of their Acknowledgment of Receipt of Notice and the agenda are attached to these minutes. Availability of the agenda was communicated in advance notice and in the notice of the Board of Education of this meeting. All proceedings hereafter shown were taken while the convened meeting was open to the attendance of the public.

President, Pat Ricketts, announced that the open meetings laws are posted and available for public inspection.

Roll call was taken: Mr. Pate, Mr. Kennedy, Mr. Ricketts, Mrs. Poole, Mr. Anderson and Mr. Meyer were present.

Mr. Ricketts announced that this was the time for public comments. Mr. Ricketts had one request to speak. Terry Dale of 8824 Greenfield St. was called to the podium to speak. Mr. Dale stated he does support the budget and tax request as proposed. He said he understands that valuations are plateauing and state aid is drying up but decisions need to be made. Mr. Dale stated he has four children, one in high school, one in middle school, one in elementary and one at home. He said his high school student will leave Millard with a world class education and wants the same in the future for his younger children.

Mrs. Poole made a motion, seconded by Dave Anderson that the FYE15 Budget be adopted as submitted in the Revised Budget Summary and that such document be incorporated herein in its entirety by this reference.

Paul Meyer stated that the Board is here to represent the people who put us here. The people that Paul has spoken to think there is too much *piling on* by the government and its entities. Mr. Meyer feels there is a lot of waste and the "wants" can be made to sound logical when it is actually not a "need". He was not in favor of the proposed budget.

Pat Ricketts gave an update of what has been happening over the last few years that has led up to this point and said we knew it was coming. He said he does not take this lightly. If the increase goes through, Millard will still have the lowest cost per student in ESU #3 and #19. Mr. Ricketts vote is to keep the quality programs in tack so we can continue to provide opportunities to achieve high results.

Mike Kennedy said he has been on the Board for 12 years and thinks we have a quality program. He feels the administrators in the district have done a good job in shielding us from the cuts. There have now been cuts in job positions and people are going without. He said next we will have to cut programs and make cuts in the classroom. Mr. Kennedy said he is not willing to do that. Mr. Kennedy stated he will be voting for the 2 cent increase to help ensure that students 13 years from now will be receiving a world class education.

Linda Poole said some very good points had been made and did not want to reiterate them. She said that both she and Mike Pate are going on their 19th year as Board members. When they first were elected, Millard had a line of credit and she does not want to go down that path again. Mrs. Poole said that we have been planning on this for a long time and as a Board member, she is doing her job to insure that Millard students continue to receive a quality education. Mrs. Poole said she would be voting for the 2 cent increase.

Dave Anderson said the value that we provide our taxpayers is very good. We have known that we would be facing this issue. We have done a great job at keeping the levy at \$1.23 for a long time. Millard has been growing and property values have been flat. We have technology needs and we are no longer funding that out of the building fund. Mr. Anderson said that we do not like to go up 2 cents, but it will be at the detriment of the kids and he is not willing to do that. Mr. Anderson said he would support the increase.

Board of Education Minutes
September 8, 2014
Page 2

Mike Pate said he has three things he is concerned with. 1. The loss of State Aid. State aid formulas were changed and cuts were made by roughly \$2,500,000. 2. Reserves. We have had to use our reserves and maintaining reserves is critically important. 3. Return on investment. Mr. Pate said this is good in two ways, student achievement and property values of homes in the Millard school district. For these reasons, Mr. Pate said he is in favor of supporting the increase because it is the right thing to do.

Paul Meyer said he agrees that we do need to maintain reserves and keeping up maintenance is important, but he also thinks cutbacks can be made.

Mr. Ricketts asked for roll call. Voting in favor of said motion was: Mr. Pate, Mr. Kennedy, Mr. Ricketts, Mrs. Poole and Mr. Anderson. Voting against was: Mr. Meyer. Motion carried.

Motion by Linda Poole and seconded by Mike Pate to approve the Resolution Regarding FYE15 Property Tax Requests as submitted and that such resolution be incorporated in its entirety into this motion. Voting in favor of said motion was: Mr. Kennedy, Mr. Ricketts, Mrs. Poole and Mr. Anderson and Mr. Pate. Voting against was: Mr. Meyer. Motion carried.

There were no requests to speak on non-agenda items. Mr. Ricketts adjourned the meeting at 6:25 p.m.



Secretary, Mike Kennedy

Millard Public Schools

September 15, 2014

Millard Public Schools Check Register Prepared for the Board Meeting for Sep 15, 2014

| Fund | Check Number | Check Date | Vendor Number | Vendor Name | Transaction Amount |
|------|--------------|------------|---------------|-------------------------------------|--------------------|
| 01 | 416415 | 09/02/2014 | 072216 | PERMA BOUND | \$8,046.25 |
| | 416416 | 09/02/2014 | 089572 | TOOL SHED INC | \$97.51 |
| | 416435 | 09/04/2014 | 100301 | BELLEVUE EAST HIGH SCHOOL | \$150.00 |
| | 416437 | 09/04/2014 | 136846 | MOC-FLOYD VALLEY COMMUNITY SCHOOL | \$200.00 |
| | 416438 | 09/04/2014 | 138508 | DOUGLAS COUNTY SCHOOL DISTRICT 10 | \$450.00 |
| | 416439 | 09/04/2014 | 102451 | INTERNATIONAL BACCALAUREATE | \$6,561.00 |
| | 416440 | 09/04/2014 | 067027 | NEBRASKA STATE BANDMASTERS ASSN | \$350.00 |
| | 416441 | 09/04/2014 | 107732 | BRIAN L NELSON | \$300.00 |
| | 416442 | 09/04/2014 | 140430 | NORTH KANSAS CITY SCHOOL DISTRICT | \$500.00 |
| | 416443 | 09/04/2014 | 070810 | OMAHA PUBLIC SCHOOLS | \$300.00 |
| | 416444 | 09/04/2014 | 133419 | PAPILLION-LAVISTA SOUTH HIGH SCHOOL | \$150.00 |
| | 416445 | 09/04/2014 | 134296 | PETTY CASH/ALDRICH | \$100.00 |
| | 416446 | 09/04/2014 | 108429 | PETTY CASH/MILLARD SOUTH | \$0.00 |
| | 416447 | 09/04/2014 | 138852 | PETTY CASH/MILLARD WEST | \$84.68 |
| | 416448 | 09/04/2014 | 132115 | PETTY CASH/YAP | \$75.00 |
| | 416450 | 09/04/2014 | 133067 | BARBARA KAY MOCK | \$4,390.00 |
| | 416451 | 09/04/2014 | 140431 | UNIVERSITY OF CHICAGO | \$1,020.00 |
| | 416452 | 09/04/2014 | 099997 | WESTSIDE HIGH SCHOOL | \$500.00 |
| | 416453 | 09/04/2014 | 099997 | WESTSIDE HIGH SCHOOL | \$220.00 |
| | 416454 | 09/04/2014 | 138505 | DANIEL P WOOTTON | \$87.50 |
| | 416455 | 09/04/2014 | 108429 | PETTY CASH/MILLARD SOUTH | \$368.00 |
| | 416456 | 09/15/2014 | 108394 | MARJORIE ALFIERI | \$15.98 |
| | 416458 | 09/15/2014 | 140391 | ALLY FINANCIAL INC | \$394.00 |
| | 416459 | 09/15/2014 | 139558 | JANICE AMDOR | \$120.57 |
| | 416461 | 09/15/2014 | 136956 | RAYMOND J SAVARD | \$3,000.00 |
| | 416465 | 09/15/2014 | 106893 | WICHITA WATER CONDITIONING INC | \$40.85 |
| | 416466 | 09/15/2014 | 140436 | ABBY DANNELLY | \$49.15 |
| | 416467 | 09/15/2014 | 136181 | MARY DICKERSON | \$168.91 |
| | 416470 | 09/15/2014 | 139498 | YVONNE ENGESSER | \$70.00 |
| | 416473 | 09/15/2014 | 139723 | NEHER & SONS INC | \$716.79 |
| | 416474 | 09/15/2014 | 047853 | HAPPY CAB COMPANY INC | \$1,437.58 |
| | 416475 | 09/15/2014 | 130770 | HOLIDAY INN EXPRESS | \$99.95 |
| | 416476 | 09/15/2014 | 049650 | HOUGHTON MIFFLIN HARCOURT PUB CO | \$165,721.14 |
| | 416477 | 09/15/2014 | 134299 | BARBARA HOVE | \$99.95 |
| | 416479 | 09/15/2014 | 132128 | MEGAN HYLOK | \$52.62 |
| | 416480 | 09/15/2014 | 133397 | HY-VEE INC | \$399.17 |
| | 416481 | 09/15/2014 | 051573 | POPCO INC | \$36.45 |
| | 416482 | 09/15/2014 | 138418 | LAURA INNES | \$73.44 |

Millard Public Schools Check Register Prepared for the Board Meeting for Sep 15, 2014

| Fund | Check Number | Check Date | Vendor Number | Vendor Name | Transaction Amount |
|-------------------|--------------|------------|---------------|-------------------------------------|---------------------|
| 01 | 416483 | 09/15/2014 | 140437 | TROY JACKSON | \$25.15 |
| | 416484 | 09/15/2014 | 138960 | JESSICA JENKINS | \$10.60 |
| | 416486 | 09/15/2014 | 137385 | JOSEPH KUEHL | \$49.98 |
| | 416490 | 09/15/2014 | 137820 | KURT MEHLIN | \$28.89 |
| | 416492 | 09/15/2014 | 065233 | MIDWEST TURF & IRRIGATION INC | \$1,285.39 |
| | 416493 | 09/15/2014 | 138387 | AMY MILLER | \$4.18 |
| | 416494 | 09/15/2014 | 133717 | ANNE OGG | \$76.93 |
| | 416496 | 09/15/2014 | 138288 | PAPIO TRANSPORT SCHOOL SERVICE INC | \$16,440.00 |
| | 416497 | 09/15/2014 | 071947 | PAULA PEAL | \$8.87 |
| | 416498 | 09/15/2014 | 073610 | CRABER GBF INC | \$288.00 |
| | 416499 | 09/15/2014 | 101476 | SODEXO INC & AFFILIATES | \$99,193.92 |
| | 416503 | 09/15/2014 | 090242 | UNITED PARCEL SERVICE | \$446.95 |
| | 416505 | 09/15/2014 | 093989 | DIANA WEIS | \$39.91 |
| | 416506 | 09/15/2014 | 096200 | YOUNG & WHITE | \$13,924.05 |
| 01 - Total | | | | | \$328,269.31 |
| 02 | 24727 | 09/15/2014 | 137609 | NOVA RDH INC | \$1,176.47 |
| | 24728 | 09/15/2014 | 010047 | JANICE BEUKENHORST | \$5.99 |
| | 24729 | 09/15/2014 | 135057 | KATHERINE BOYLE | \$48.38 |
| | 24730 | 09/15/2014 | 140164 | SHEA DELANIE | \$24.33 |
| | 24731 | 09/15/2014 | 140438 | SYLIVA DIBBEN | \$50.39 |
| | 24732 | 09/15/2014 | 135983 | ENCORE ONE LLC | \$198.45 |
| | 24733 | 09/15/2014 | 010250 | GREATER OMAHA REFRIGERATION | \$258.75 |
| | 24734 | 09/15/2014 | 140349 | LAVERNE HANKE | \$50.00 |
| | 24735 | 09/15/2014 | 139422 | TYLER JOHNSON | \$23.63 |
| | 24736 | 09/15/2014 | 137162 | TAYLOR M KIM | \$83.40 |
| | 24737 | 09/15/2014 | 138824 | TRAYTAISA S MAYFIELD | \$60.81 |
| | 24738 | 09/15/2014 | 139546 | JARED A MCCURRY | \$20.85 |
| | 24739 | 09/15/2014 | 139053 | ALLYSSA M MERRITT | \$123.36 |
| | 24740 | 09/15/2014 | 136279 | MILLARD PUBLIC SCHOOL CLEARING ACCT | \$1,155.05 |
| | 24741 | 09/15/2014 | 139861 | ALYSSA C MOWERY | \$45.18 |
| | 24742 | 09/15/2014 | 137786 | SOPHIA O NICHOLS | \$71.24 |
| | 24743 | 09/15/2014 | 102445 | EDRIE PEARCE | \$208.32 |
| | 24744 | 09/15/2014 | 138825 | ASHLEY M PETERS | \$27.80 |
| | 24745 | 09/15/2014 | 139863 | ELIZABETH E PFISTER | \$45.18 |
| | 24746 | 09/15/2014 | 130903 | DEB RINGER | \$100.00 |
| | 24747 | 09/15/2014 | 140165 | ANDREW WALDRON | \$20.85 |
| | 24748 | 09/15/2014 | 138867 | BRANDI R WASHINGTON | \$52.13 |
| | 24749 | 09/15/2014 | 137785 | BRET A WATSON | \$10.43 |

Millard Public Schools Check Register Prepared for the Board Meeting for Sep 15, 2014

| Fund | Check Number | Check Date | Vendor Number | Vendor Name | Transaction Amount |
|------------------------|--------------|------------|---------------|------------------------------------|---------------------|
| 02 | 24750 | 09/15/2014 | 139374 | CLAYTON DEAN WEDERQUIST | \$12.16 |
| | 24751 | 09/15/2014 | 137672 | CARLY J WHITE | \$90.35 |
| | 24752 | 09/15/2014 | 131241 | MARCIA WILLIAMS | \$21.54 |
| | 24753 | 09/15/2014 | 139865 | JASMINE R WRIGHT | \$62.55 |
| 02 - Total | | | | | \$4,047.59 |
| 06 | 416436 | 09/04/2014 | 139642 | DKM ENTERPRISES | \$100,626.50 |
| | 416469 | 09/15/2014 | 136245 | DONOVAN PROPERTIES LLC | \$1,762.61 |
| | 416491 | 09/15/2014 | 140396 | MID-AMERICA GOLF AND LANDSCAPE INC | \$24,877.80 |
| 06 - Total | | | | | \$127,266.91 |
| 07 | 416413 | 09/02/2014 | 139875 | DAKOTA SECURITY SYSTEMS INC | \$38,782.22 |
| | 416414 | 09/02/2014 | 139875 | DAKOTA SECURITY SYSTEMS INC | \$57,077.65 |
| | 416460 | 09/15/2014 | 140305 | AMERICAN TRAILER & STORAGE INC | \$629.57 |
| | 416463 | 09/15/2014 | 140288 | CALVIN L HINZ ARCHITECTS PC | \$6,075.00 |
| | 416489 | 09/15/2014 | 107470 | MCGILL ASBESTOS ABATEMENT CO. | \$1,800.00 |
| | 416501 | 09/15/2014 | 132452 | TERRACON INC | \$774.75 |
| | 416502 | 09/15/2014 | 140275 | TONEY'S ROOFING LLC | \$76,017.62 |
| 07 - Total | | | | | \$181,156.81 |
| 11 | 416457 | 09/15/2014 | 011051 | ALL MAKES OFFICE EQUIPMENT | \$407.24 |
| | 416462 | 09/15/2014 | 102727 | B & H PHOTO | \$67.89 |
| | 416464 | 09/15/2014 | 099222 | SCHOOL SPECIALTY INC | \$260.95 |
| | 416468 | 09/15/2014 | 099552 | DISCOUNT SCHOOL SUPPLY | \$558.82 |
| | 416471 | 09/15/2014 | 035610 | A DAIGGER & CO INC | \$28.01 |
| | 416472 | 09/15/2014 | 137477 | FAT BRAIN TOYS LLC | \$57.44 |
| | 416478 | 09/15/2014 | 049715 | HUMAN KINETICS INC | \$32.00 |
| | 416485 | 09/15/2014 | 056215 | KAPLAN EARLY LEARNING CO | \$754.47 |
| | 416487 | 09/15/2014 | 099217 | LAKE SHORE LEARNING MATERIALS | \$3,321.45 |
| | 416488 | 09/15/2014 | 130792 | LEARNING RESOURCES | \$319.31 |
| | 416500 | 09/15/2014 | 133476 | STEPS TO LITERACY | \$310.92 |
| | 416504 | 09/15/2014 | 090632 | US TOY CO/CONSTRUCTIVE PLAYTHINGS | \$429.17 |
| 11 - Total | | | | | \$6,547.67 |
| 50 | 416449 | 09/04/2014 | 140432 | STEPHEN TODD | \$1,644.00 |
| 50 - Total | | | | | \$1,644.00 |
| 99 | 416449 | 09/04/2014 | 140432 | STEPHEN TODD | (\$48.00) |
| 99 - Total | | | | | (\$48.00) |
| Overall - Total | | | | | \$648,884.29 |

Current Cash Balance

Sorted by Site ID, Group ID, Activity ID.
From 07/01/2014 to 07/31/2014.

| Site ID | Site Name | | | | | |
|-------------|---------------------------------|----------------|-----------|---------------|-------------|--------------|
| Group ID | Group Name | | | | | |
| Activity ID | Activity Name | Beginning Cash | Receipts | Disbursements | Adjustments | Cash Balance |
| DSAC | Don Stroh Administration Center | | | | | |
| A | ACTIVITY GENERAL | | | | | |
| 1010 | General Admin | 146,255.48 | 36.98 | 0.00 | 0.00 | 146,292.46 |
| 1025 | Savings | 317.49 | 0.00 | 0.00 | 0.00 | 317.49 |
| 1030 | Staff Vending | 7,897.08 | 0.00 | 0.00 | 0.00 | 7,897.08 |
| | A Totals: | 154,470.05 | 36.98 | 0.00 | 0.00 | 154,507.03 |
| E | ADMINISTRATIVE CUSTODIAL | | | | | |
| 5005 | Activity Express | 87,628.81 | 100.00 | 0.00 | 0.00 | 87,728.81 |
| 5011 | Creative Cottage Crafts | 1,036.30 | 0.00 | 0.00 | 0.00 | 1,036.30 |
| 5060 | Hospitality | 4.59 | 0.00 | 0.00 | 0.00 | 4.59 |
| 5062 | Ed Services Hospitality | 280.87 | 0.00 | 0.00 | 0.00 | 280.87 |
| 5096 | MPS Activities Calendar | 20,642.91 | 5,000.00 | 0.00 | 0.00 | 25,642.91 |
| 5098 | NFUSSD | 0.00 | 0.00 | 0.00 | 0.00 | 0.00 |
| 5110 | Other Student Activities | 0.00 | 0.00 | 0.00 | 0.00 | 0.00 |
| 5140 | PayBac | 0.00 | 0.00 | 0.00 | 0.00 | 0.00 |
| 5165 | Logo Sales | 963.43 | 0.00 | 0.00 | 0.00 | 963.43 |
| 5176 | Student Showcase | 60.00 | 0.00 | 0.00 | 0.00 | 60.00 |
| 5177 | Staff Development | 0.00 | 0.00 | 0.00 | 0.00 | 0.00 |
| 5178 | STOP Hunger | 4.84 | 0.00 | 0.00 | 0.00 | 4.84 |
| 5225 | WF Student Donation | 5,660.18 | 0.00 | 0.00 | 0.00 | 5,660.18 |
| 5250 | Instrument Rental | 82,032.54 | 0.00 | 0.00 | 0.00 | 82,032.54 |
| 5255 | South Swim Lessons | 71,935.00 | 380.00 | 300.00 | 0.00 | 72,015.00 |
| 5260 | North Swim Lessons | 13,460.00 | 0.00 | 0.00 | 0.00 | 13,460.00 |
| 5265 | West Swim Lessons | 80,135.00 | 950.00 | 300.00 | 0.00 | 80,785.00 |
| 5270 | North Open Swim | 0.00 | 0.00 | 0.00 | 0.00 | 0.00 |
| 5275 | West Open Swim | 2,707.00 | 180.00 | 0.00 | 0.00 | 2,887.00 |
| 5280 | South Open Swim | 1,171.00 | 356.00 | 0.00 | 0.00 | 1,527.00 |
| 5285 | Maintenance Vending | 445.12 | 0.00 | 0.00 | 0.00 | 445.12 |
| 5290 | Tech Vending | 2,713.48 | 0.00 | 23.88 | 0.00 | 2,689.60 |
| 5295 | Facility Use Rental Fee | 199,605.03 | 16,041.50 | 570.00 | 0.00 | 215,076.53 |
| 5300 | Facility Use Building Access | 75,675.50 | 17,249.00 | 0.00 | 0.00 | 92,924.50 |
| 5305 | Facility Use Staffing | 44,889.00 | 7,067.00 | 0.00 | 0.00 | 51,956.00 |
| 5310 | Check Collection | 483.15 | 104.00 | 104.00 | 0.00 | 483.15 |
| | E Totals: | 691,533.75 | 47,427.50 | 1,297.88 | 0.00 | 737,663.37 |
| Q | STUDENT FEE FUND | | | | | |
| 7195 | HAL Field Trips | 1,078.82 | 255.50 | 902.43 | 0.00 | 431.89 |
| | Q Totals: | 1,078.82 | 255.50 | 902.43 | 0.00 | 431.89 |
| DSAC | Totals: | 847,082.62 | 47,719.98 | 2,200.31 | 0.00 | 892,602.29 |

Current Cash Balance

Sorted by Site ID, Group ID, Activity ID.
From 07/01/2014 to 07/31/2014.

| Site ID | Site Name | | | | | |
|-------------|--------------------------|----------------|----------|---------------|-------------|--------------|
| Group ID | Group Name | | | | | |
| Activity ID | Activity Name | Beginning Cash | Receipts | Disbursements | Adjustments | Cash Balance |
| Abbott | Abbott Elementary | | | | | |
| A | ACTIVITY GENERAL | | | | | |
| 1010 | General Admin | 19,493.42 | 1.07 | 0.00 | 0.00 | 19,494.49 |
| 1020 | Volunteers-General | 167.06 | 0.00 | 0.00 | 0.00 | 167.06 |
| 1030 | Staff Vending | 516.80 | 0.00 | 0.00 | 0.00 | 516.80 |
| | A Totals: | 20,177.28 | 1.07 | 0.00 | 0.00 | 20,178.35 |
| D | CLUBS AND ORGANIZATIONS | | | | | |
| 4040 | Art | 0.00 | 0.00 | 0.00 | 0.00 | 0.00 |
| 4230 | Environmental Club | 0.00 | 0.00 | 0.00 | 0.00 | 0.00 |
| 4440 | Leadership Club | 0.00 | 0.00 | 0.00 | 0.00 | 0.00 |
| 4500 | Music | 0.00 | 0.00 | 0.00 | 0.00 | 0.00 |
| 4540 | Other Clubs | 0.00 | 0.00 | 0.00 | 0.00 | 0.00 |
| 4580 | Reading | 0.00 | 0.00 | 0.00 | 0.00 | 0.00 |
| 4620 | Safety Patrol | -46.95 | 0.00 | 0.00 | 0.00 | -46.95 |
| 4660 | Spanish Club | 0.00 | 0.00 | 0.00 | 0.00 | 0.00 |
| 4710 | Student Council | 2,142.18 | 0.00 | 0.00 | 0.00 | 2,142.18 |
| 4760 | World Language | 102.48 | 0.00 | 0.00 | 0.00 | 102.48 |
| | D Totals: | 2,197.71 | 0.00 | 0.00 | 0.00 | 2,197.71 |
| E | ADMINISTRATIVE CUSTODIAL | | | | | |
| 5040 | Fundraising-General | 0.00 | 0.00 | 0.00 | 0.00 | 0.00 |
| 5060 | Hospitality | 0.00 | 0.00 | 0.00 | 0.00 | 0.00 |
| 5080 | Media | 3,100.18 | 0.00 | 0.00 | 0.00 | 3,100.18 |
| 5180 | Teacher Fund/Grants | 351.62 | 0.00 | 0.00 | 0.00 | 351.62 |
| | E Totals: | 3,451.80 | 0.00 | 0.00 | 0.00 | 3,451.80 |
| Q | STUDENT FEE FUND | | | | | |
| 7000 | KG Field Trips | -79.22 | 0.00 | 0.00 | 0.00 | -79.22 |
| 7010 | 1st Grade Field Trips | -267.11 | 0.00 | 0.00 | 0.00 | -267.11 |
| 7020 | 2nd Grade Field Trips | -74.76 | 0.00 | 0.00 | 0.00 | -74.76 |
| 7030 | 3rd Grade Field Trips | -71.31 | 0.00 | 0.00 | 0.00 | -71.31 |
| 7040 | 4th Grade Field Trips | -487.77 | 0.00 | 0.00 | 0.00 | -487.77 |
| 7050 | 5th Grade Field Trips | -2.32 | 0.00 | 0.00 | 0.00 | -2.32 |
| 7900 | Field Trips-Other | 0.00 | 0.00 | 0.00 | 0.00 | 0.00 |
| | Q Totals: | -982.49 | 0.00 | 0.00 | 0.00 | -982.49 |
| Abbott | Totals: | 24,844.30 | 1.07 | 0.00 | 0.00 | 24,845.37 |

Current Cash Balance

Sorted by Site ID, Group ID, Activity ID.
From 07/01/2014 to 07/31/2014.

| Site ID | Site Name | | | | | |
|-------------|--------------------------|----------------|----------|---------------|-------------|--------------|
| Group ID | Group Name | | | | | |
| Activity ID | Activity Name | Beginning Cash | Receipts | Disbursements | Adjustments | Cash Balance |
| Ackerm | Ackerman Elementary | | | | | |
| A | ACTIVITY GENERAL | | | | | |
| 1010 | General Admin | 6,680.54 | 1.54 | 0.00 | 0.00 | 6,682.08 |
| 1030 | Staff Vending | 252.68 | 0.00 | 0.00 | 0.00 | 252.68 |
| A | Totals: | 6,933.22 | 1.54 | 0.00 | 0.00 | 6,934.76 |
| D | CLUBS AND ORGANIZATIONS | | | | | |
| 4040 | Art | 7,052.87 | 0.00 | 0.00 | 0.00 | 7,052.87 |
| 4070 | Birthday Book Club | 869.34 | 0.00 | 0.00 | 0.00 | 869.34 |
| 4140 | Choir | 0.00 | 0.00 | 0.00 | 0.00 | 0.00 |
| 4270 | Field Day | 357.50 | 0.00 | 0.00 | 0.00 | 357.50 |
| 4580 | Reading | 1,735.70 | 0.00 | 0.00 | 0.00 | 1,735.70 |
| 4710 | Student Council | 973.46 | 0.00 | 0.00 | 0.00 | 973.46 |
| 4770 | Yearbook | 702.59 | 0.00 | 0.00 | 0.00 | 702.59 |
| D | Totals: | 11,691.46 | 0.00 | 0.00 | 0.00 | 11,691.46 |
| E | ADMINISTRATIVE CUSTODIAL | | | | | |
| 5040 | Fundraising-General | 503.12 | 0.00 | 0.00 | 0.00 | 503.12 |
| 5060 | Hospitality | 0.00 | 0.00 | 0.00 | 0.00 | 0.00 |
| 5070 | Library | 2,146.17 | 0.00 | 0.00 | 0.00 | 2,146.17 |
| 5110 | Other Student Activities | 0.00 | 0.00 | 0.00 | 0.00 | 0.00 |
| 5140 | PayBac | 351.90 | 0.00 | 0.00 | 0.00 | 351.90 |
| 5180 | Teacher Fund/Grants | 457.13 | 0.00 | 0.00 | 0.00 | 457.13 |
| E | Totals: | 3,458.32 | 0.00 | 0.00 | 0.00 | 3,458.32 |
| Q | STUDENT FEE FUND | | | | | |
| 7000 | KG Field Trips | 99.71 | 0.00 | 0.00 | 0.00 | 99.71 |
| 7010 | 1st Grade Field Trips | 46.29 | 0.00 | 0.00 | 0.00 | 46.29 |
| 7020 | 2nd Grade Field Trips | 521.25 | 0.00 | 0.00 | 0.00 | 521.25 |
| 7030 | 3rd Grade Field Trips | 12.53 | 0.00 | 0.00 | 0.00 | 12.53 |
| 7040 | 4th Grade Field Trips | -75.44 | 0.00 | 0.00 | 0.00 | -75.44 |
| 7050 | 5th Grade Field Trips | -194.45 | 0.00 | 0.00 | 0.00 | -194.45 |
| 7900 | Field Trips-Other | 0.00 | 0.00 | 0.00 | 0.00 | 0.00 |
| Q | Totals: | 409.89 | 0.00 | 0.00 | 0.00 | 409.89 |
| Ackerma | Totals: | 22,492.89 | 1.54 | 0.00 | 0.00 | 22,494.43 |

Current Cash Balance

Sorted by Site ID, Group ID, Activity ID.
From 07/01/2014 to 07/31/2014.

| Site ID | Site Name | | | | | |
|-------------|--------------------------|----------------|----------|---------------|-------------|--------------|
| Group ID | Group Name | | | | | |
| Activity ID | Activity Name | Beginning Cash | Receipts | Disbursements | Adjustments | Cash Balance |
| Aldrich | Aldrich Elementary | | | | | |
| A | ACTIVITY GENERAL | | | | | |
| 1010 | General Admin | 20,230.15 | 0.00 | 0.00 | 0.00 | 20,230.15 |
| 1030 | Staff Vending | 387.75 | 0.00 | 0.00 | 0.00 | 387.75 |
| | A Totals: | 20,617.90 | 0.00 | 0.00 | 0.00 | 20,617.90 |
| D | CLUBS AND ORGANIZATIONS | | | | | |
| 4040 | Art | 0.00 | 0.00 | 0.00 | 0.00 | 0.00 |
| 4070 | Birthday Book Club | 1,858.68 | 0.00 | 0.00 | 0.00 | 1,858.68 |
| 4710 | Student Council | 55.30 | 0.00 | 0.00 | 0.00 | 55.30 |
| | D Totals: | 1,913.98 | 0.00 | 0.00 | 0.00 | 1,913.98 |
| E | ADMINISTRATIVE CUSTODIAL | | | | | |
| 5040 | Fundraising-General | 0.00 | 0.00 | 0.00 | 0.00 | 0.00 |
| 5060 | Hospitality | 0.00 | 0.00 | 0.00 | 0.00 | 0.00 |
| 5070 | Library | 827.89 | 0.00 | 0.00 | 0.00 | 827.89 |
| | E Totals: | 827.89 | 0.00 | 0.00 | 0.00 | 827.89 |
| Q | STUDENT FEE FUND | | | | | |
| 7000 | KG Field Trips | -221.06 | 0.00 | 0.00 | 0.00 | -221.06 |
| 7010 | 1st Grade Field Trips | 331.21 | 0.00 | 0.00 | 0.00 | 331.21 |
| 7020 | 2nd Grade Field Trips | 336.87 | 0.00 | 0.00 | 0.00 | 336.87 |
| 7030 | 3rd Grade Field Trips | 488.88 | 0.00 | 0.00 | 0.00 | 488.88 |
| 7040 | 4th Grade Field Trips | 804.00 | 0.00 | 0.00 | 0.00 | 804.00 |
| 7050 | 5th Grade Field Trips | -546.50 | 0.00 | 0.00 | 0.00 | -546.50 |
| 7900 | Field Trips-Other | -2,599.43 | 0.00 | 0.00 | 0.00 | -2,599.43 |
| | Q Totals: | -1,406.03 | 0.00 | 0.00 | 0.00 | -1,406.03 |
| | Aldrich Totals: | 21,953.74 | 0.00 | 0.00 | 0.00 | 21,953.74 |

Current Cash Balance

Sorted by Site ID, Group ID, Activity ID.
From 07/01/2014 to 07/31/2014.

| Site ID | Site Name | | | | | |
|-------------|--------------------------|----------------|----------|---------------|-------------|--------------|
| Group ID | Group Name | | | | | |
| Activity ID | Activity Name | Beginning Cash | Receipts | Disbursements | Adjustments | Cash Balance |
| BlackEl | Black Elk Elementary | | | | | |
| A | ACTIVITY GENERAL | | | | | |
| 1010 | General Admin | 8,667.43 | 2.72 | 0.00 | 0.00 | 8,670.15 |
| 1020 | Volunteers-General | 35,852.87 | 0.00 | 0.00 | 0.00 | 35,852.87 |
| 1030 | Staff Vending | -193.69 | 0.00 | 0.00 | 0.00 | -193.69 |
| | A Totals: | 44,326.61 | 2.72 | 0.00 | 0.00 | 44,329.33 |
| D | CLUBS AND ORGANIZATIONS | | | | | |
| 4040 | Art | 2,041.56 | 0.00 | 0.00 | 0.00 | 2,041.56 |
| 4070 | Birthday Book Club | 4,295.78 | 0.00 | 0.00 | 0.00 | 4,295.78 |
| 4140 | Choir | -53.48 | 0.00 | 0.00 | 0.00 | -53.48 |
| 4270 | Field Day | 1,108.50 | 0.00 | 0.00 | 0.00 | 1,108.50 |
| 4540 | Other Clubs | 1,890.46 | 0.00 | 0.00 | 0.00 | 1,890.46 |
| 4580 | Reading | 50.65 | 0.00 | 0.00 | 0.00 | 50.65 |
| 4710 | Student Council | 2,528.05 | 0.00 | 0.00 | 0.00 | 2,528.05 |
| | D Totals: | 11,861.52 | 0.00 | 0.00 | 0.00 | 11,861.52 |
| E | ADMINISTRATIVE CUSTODIAL | | | | | |
| 5040 | Fundraising-General | 910.42 | 0.00 | 0.00 | 0.00 | 910.42 |
| 5065 | Hospitality-VIP | -350.73 | 0.00 | 0.00 | 0.00 | -350.73 |
| 5080 | Media | 6,721.56 | 0.00 | 0.00 | 0.00 | 6,721.56 |
| 5100 | Other Adm Custodial | 447.00 | 0.00 | 0.00 | 0.00 | 447.00 |
| 5110 | Other Student Activities | 72.10 | 0.00 | 0.00 | 0.00 | 72.10 |
| | E Totals: | 7,800.35 | 0.00 | 0.00 | 0.00 | 7,800.35 |
| Q | STUDENT FEE FUND | | | | | |
| 7000 | KG Field Trips | -101.36 | 0.00 | 0.00 | 0.00 | -101.36 |
| 7010 | 1st Grade Field Trips | -88.12 | 0.00 | 0.00 | 0.00 | -88.12 |
| 7020 | 2nd Grade Field Trips | 173.67 | 0.00 | 0.00 | 0.00 | 173.67 |
| 7030 | 3rd Grade Field Trips | -193.68 | 0.00 | 0.00 | 0.00 | -193.68 |
| 7040 | 4th Grade Field Trips | -412.23 | 0.00 | 0.00 | 0.00 | -412.23 |
| 7050 | 5th Grade Field Trips | 316.74 | 0.00 | 0.00 | 0.00 | 316.74 |
| 7900 | Field Trips-Other | 0.00 | 0.00 | 0.00 | 0.00 | 0.00 |
| | Q Totals: | -304.98 | 0.00 | 0.00 | 0.00 | -304.98 |
| | BlackElk Totals: | 63,683.50 | 2.72 | 0.00 | 0.00 | 63,686.22 |

Current Cash Balance

Sorted by Site ID, Group ID, Activity ID.
From 07/01/2014 to 07/31/2014.

| Site ID | Site Name | | | | | |
|-------------|--------------------------|----------------|----------|---------------|-------------|--------------|
| Group ID | Group Name | | | | | |
| Activity ID | Activity Name | Beginning Cash | Receipts | Disbursements | Adjustments | Cash Balance |
| Bryan | Bryan Elementary School | | | | | |
| A | ACTIVITY GENERAL | | | | | |
| 1010 | General Admin | 7,984.31 | 0.60 | 0.00 | 0.00 | 7,984.91 |
| 1030 | Staff Vending | 662.38 | 0.00 | 0.00 | 0.00 | 662.38 |
| A | Totals: | 8,646.69 | 0.60 | 0.00 | 0.00 | 8,647.29 |
| D | CLUBS AND ORGANIZATIONS | | | | | |
| 4040 | Art | 20.25 | 0.00 | 0.00 | 0.00 | 20.25 |
| 4220 | Drama Club | 151.02 | 0.00 | 0.00 | 0.00 | 151.02 |
| 4500 | Music | 246.78 | 0.00 | 0.00 | 0.00 | 246.78 |
| 4710 | Student Council | 674.27 | 0.00 | 0.00 | 0.00 | 674.27 |
| D | Totals: | 1,092.32 | 0.00 | 0.00 | 0.00 | 1,092.32 |
| E | ADMINISTRATIVE CUSTODIAL | | | | | |
| 5040 | Fundraising-General | 0.00 | 0.00 | 0.00 | 0.00 | 0.00 |
| 5060 | Hospitality | 0.00 | 0.00 | 0.00 | 0.00 | 0.00 |
| 5080 | Media | 4,329.78 | 0.00 | 0.00 | 0.00 | 4,329.78 |
| 5180 | Teacher Fund/Grants | 239.84 | 0.00 | 0.00 | 0.00 | 239.84 |
| E | Totals: | 4,569.62 | 0.00 | 0.00 | 0.00 | 4,569.62 |
| Q | STUDENT FEE FUND | | | | | |
| 7000 | KG Field Trips | -190.13 | 0.00 | 0.00 | 0.00 | -190.13 |
| 7010 | 1st Grade Field Trips | -4.40 | 0.00 | 0.00 | 0.00 | -4.40 |
| 7020 | 2nd Grade Field Trips | -111.50 | 0.00 | 0.00 | 0.00 | -111.50 |
| 7030 | 3rd Grade Field Trips | -297.83 | 0.00 | 0.00 | 0.00 | -297.83 |
| 7040 | 4th Grade Field Trips | 40.72 | 0.00 | 0.00 | 0.00 | 40.72 |
| 7050 | 5th Grade Field Trips | 130.29 | 0.00 | 0.00 | 0.00 | 130.29 |
| 7900 | Field Trips-Other | 0.00 | 0.00 | 0.00 | 0.00 | 0.00 |
| Q | Totals: | -432.85 | 0.00 | 0.00 | 0.00 | -432.85 |
| Bryan | Totals: | 13,875.78 | 0.60 | 0.00 | 0.00 | 13,876.38 |

Current Cash Balance

Sorted by Site ID, Group ID, Activity ID.
From 07/01/2014 to 07/31/2014.

| Site ID | Site Name | | | | | |
|-------------|--------------------------|----------------|----------|---------------|-------------|--------------|
| Group ID | Group Name | | | | | |
| Activity ID | Activity Name | Beginning Cash | Receipts | Disbursements | Adjustments | Cash Balance |
| Cather | Cather Elementary | | | | | |
| A | ACTIVITY GENERAL | | | | | |
| 1010 | General Admin | 13,868.43 | 1.06 | 0.00 | 0.00 | 13,869.49 |
| 1030 | Staff Vending | -43.46 | 0.00 | 0.00 | 0.00 | -43.46 |
| A | Totals: | 13,824.97 | 1.06 | 0.00 | 0.00 | 13,826.03 |
| D | CLUBS AND ORGANIZATIONS | | | | | |
| 4040 | Art | 0.00 | 0.00 | 0.00 | 0.00 | 0.00 |
| 4090 | Bowling Club | 14.95 | 0.00 | 0.00 | 0.00 | 14.95 |
| 4540 | Other Clubs | 0.00 | 0.00 | 0.00 | 0.00 | 0.00 |
| 4610 | SAFE/DARE/Drug Free | 77.23 | 0.00 | 0.00 | 0.00 | 77.23 |
| 4710 | Student Council | 3,270.54 | 0.00 | 0.00 | 0.00 | 3,270.54 |
| D | Totals: | 3,362.72 | 0.00 | 0.00 | 0.00 | 3,362.72 |
| E | ADMINISTRATIVE CUSTODIAL | | | | | |
| 5040 | Fundraising-General | 0.00 | 0.00 | 0.00 | 0.00 | 0.00 |
| 5060 | Hospitality | 0.00 | 0.00 | 0.00 | 0.00 | 0.00 |
| 5070 | Library | 3,317.03 | 0.00 | 0.00 | 0.00 | 3,317.03 |
| 5140 | PayBac | 3,351.09 | 0.00 | 0.00 | 0.00 | 3,351.09 |
| E | Totals: | 6,668.12 | 0.00 | 0.00 | 0.00 | 6,668.12 |
| Q | STUDENT FEE FUND | | | | | |
| 7000 | KG Field Trips | 195.43 | 0.00 | 0.00 | 0.00 | 195.43 |
| 7010 | 1st Grade Field Trips | 257.23 | 0.00 | 0.00 | 0.00 | 257.23 |
| 7020 | 2nd Grade Field Trips | 218.74 | 0.00 | 0.00 | 0.00 | 218.74 |
| 7030 | 3rd Grade Field Trips | 95.00 | 0.00 | 0.00 | 0.00 | 95.00 |
| 7040 | 4th Grade Field Trips | 0.00 | 0.00 | 0.00 | 0.00 | 0.00 |
| 7050 | 5th Grade Field Trips | 0.00 | 0.00 | 0.00 | 0.00 | 0.00 |
| 7900 | Field Trips-Other | 217.90 | 0.00 | 0.00 | 0.00 | 217.90 |
| Q | Totals: | 984.30 | 0.00 | 0.00 | 0.00 | 984.30 |
| Cather | Totals: | 24,840.11 | 1.06 | 0.00 | 0.00 | 24,841.17 |

Current Cash Balance

Sorted by Site ID, Group ID, Activity ID.
From 07/01/2014 to 07/31/2014.

| Site ID | Site Name | | | | | |
|-------------|--------------------------|----------------|----------|---------------|-------------|--------------|
| Group ID | Group Name | | | | | |
| Activity ID | Activity Name | Beginning Cash | Receipts | Disbursements | Adjustments | Cash Balance |
| Cody | Cody Elementary School | | | | | |
| A | ACTIVITY GENERAL | | | | | |
| 1010 | General Admin | 4,244.82 | 0.52 | 903.89 | 0.00 | 3,341.45 |
| 1030 | Staff Vending | 135.12 | 0.00 | 0.00 | 0.00 | 135.12 |
| 1050 | Projects/Support | 947.30 | 0.00 | 0.00 | 0.00 | 947.30 |
| | A Totals: | 5,327.24 | 0.52 | 903.89 | 0.00 | 4,423.87 |
| D | CLUBS AND ORGANIZATIONS | | | | | |
| 4040 | Art | 0.00 | 0.00 | 0.00 | 0.00 | 0.00 |
| 4100 | Builders Club | -17.76 | 0.00 | 0.00 | 0.00 | -17.76 |
| 4140 | Choir | -212.22 | 0.00 | 0.00 | 0.00 | -212.22 |
| 4540 | Other Clubs | -105.01 | 0.00 | 0.00 | 0.00 | -105.01 |
| 4710 | Student Council | 3,037.86 | 0.00 | 0.00 | 0.00 | 3,037.86 |
| | D Totals: | 2,702.87 | 0.00 | 0.00 | 0.00 | 2,702.87 |
| E | ADMINISTRATIVE CUSTODIAL | | | | | |
| 5040 | Fundraising-General | 0.00 | 0.00 | 0.00 | 0.00 | 0.00 |
| 5060 | Hospitality | 0.00 | 0.00 | 0.00 | 0.00 | 0.00 |
| 5080 | Media | 2,929.94 | 0.00 | 0.00 | 0.00 | 2,929.94 |
| 5110 | Other Student Activities | 724.86 | 0.00 | 0.00 | 0.00 | 724.86 |
| 5165 | Logo Sales | 718.82 | 0.00 | 0.00 | 0.00 | 718.82 |
| 5170 | Student Notebooks | 0.00 | 0.00 | 0.00 | 0.00 | 0.00 |
| | E Totals: | 4,373.62 | 0.00 | 0.00 | 0.00 | 4,373.62 |
| Q | STUDENT FEE FUND | | | | | |
| 7000 | KG Field Trips | -170.79 | 0.00 | 0.00 | 0.00 | -170.79 |
| 7010 | 1st Grade Field Trips | 565.12 | 0.00 | 326.00 | 0.00 | 239.12 |
| 7020 | 2nd Grade Field Trips | 0.00 | 0.00 | 0.00 | 0.00 | 0.00 |
| 7030 | 3rd Grade Field Trips | -4.00 | 0.00 | 0.00 | 0.00 | -4.00 |
| 7040 | 4th Grade Field Trips | 25.00 | 0.00 | 0.00 | 0.00 | 25.00 |
| 7050 | 5th Grade Field Trips | 67.50 | 0.00 | 0.00 | 0.00 | 67.50 |
| 7900 | Field Trips-Other | 0.00 | 0.00 | 0.00 | 0.00 | 0.00 |
| | Q Totals: | 482.83 | 0.00 | 326.00 | 0.00 | 156.83 |
| | Cody Totals: | 12,886.56 | 0.52 | 1,229.89 | 0.00 | 11,657.19 |

Current Cash Balance

Sorted by Site ID, Group ID, Activity ID.
From 07/01/2014 to 07/31/2014.

| Site ID | Site Name | | | | | |
|-------------|------------------------------|----------------|----------|---------------|-------------|--------------|
| Group ID | Group Name | | | | | |
| Activity ID | Activity Name | Beginning Cash | Receipts | Disbursements | Adjustments | Cash Balance |
| Cottonw | Cottonwood Elementary School | | | | | |
| A | ACTIVITY GENERAL | | | | | |
| 1010 | General Admin | 19,153.13 | 0.00 | 0.00 | 0.00 | 19,153.13 |
| 1030 | Staff Vending | -79.59 | 0.00 | 0.00 | 0.00 | -79.59 |
| | A Totals: | 19,073.54 | 0.00 | 0.00 | 0.00 | 19,073.54 |
| D | CLUBS AND ORGANIZATIONS | | | | | |
| 4040 | Art | 1,076.67 | 0.00 | 0.00 | 0.00 | 1,076.67 |
| 4580 | Reading | 0.00 | 0.00 | 0.00 | 0.00 | 0.00 |
| 4610 | SAFE/DARE/Drug Free | -190.59 | 0.00 | 0.00 | 0.00 | -190.59 |
| 4710 | Student Council | 1,959.03 | 0.00 | 0.00 | 0.00 | 1,959.03 |
| 4750 | Volunteer Club | 0.00 | 0.00 | 0.00 | 0.00 | 0.00 |
| | D Totals: | 2,845.11 | 0.00 | 0.00 | 0.00 | 2,845.11 |
| E | ADMINISTRATIVE CUSTODIAL | | | | | |
| 5040 | Fundraising-General | 0.00 | 0.00 | 0.00 | 0.00 | 0.00 |
| 5060 | Hospitality | 0.00 | 0.00 | 0.00 | 0.00 | 0.00 |
| 5070 | Library | 1,328.78 | 0.00 | 0.00 | 0.00 | 1,328.78 |
| 5180 | Teacher Fund/Grants | 191.00 | 0.00 | 0.00 | 0.00 | 191.00 |
| | E Totals: | 1,519.78 | 0.00 | 0.00 | 0.00 | 1,519.78 |
| Q | STUDENT FEE FUND | | | | | |
| 7000 | KG Field Trips | -18.75 | 0.00 | 0.00 | 0.00 | -18.75 |
| 7010 | 1st Grade Field Trips | -75.68 | 0.00 | 0.00 | 0.00 | -75.68 |
| 7020 | 2nd Grade Field Trips | 45.24 | 0.00 | 0.00 | 0.00 | 45.24 |
| 7030 | 3rd Grade Field Trips | -40.02 | 0.00 | 0.00 | 0.00 | -40.02 |
| 7040 | 4th Grade Field Trips | 17.35 | 0.00 | 0.00 | 0.00 | 17.35 |
| 7050 | 5th Grade Field Trips | 33.14 | 0.00 | 0.00 | 0.00 | 33.14 |
| 7900 | Field Trips-Other | 0.00 | 0.00 | 0.00 | 0.00 | 0.00 |
| | Q Totals: | -38.72 | 0.00 | 0.00 | 0.00 | -38.72 |
| | Cottonw Totals: | 23,399.71 | 0.00 | 0.00 | 0.00 | 23,399.71 |

Current Cash Balance

Sorted by Site ID, Group ID, Activity ID.
From 07/01/2014 to 07/31/2014.

| Site ID | Site Name | | | | | |
|-------------|--------------------------|----------------|----------|---------------|-------------|--------------|
| Group ID | Group Name | | | | | |
| Activity ID | Activity Name | Beginning Cash | Receipts | Disbursements | Adjustments | Cash Balance |
| Disney | Disney Elementary | | | | | |
| A | ACTIVITY GENERAL | | | | | |
| 1010 | General Admin | 4,686.91 | 0.29 | 0.00 | 0.00 | 4,687.20 |
| 1030 | Staff Vending | 147.74 | 0.00 | 0.00 | 0.00 | 147.74 |
| | A Totals: | 4,834.65 | 0.29 | 0.00 | 0.00 | 4,834.94 |
| D | CLUBS AND ORGANIZATIONS | | | | | |
| 4040 | Art | 0.00 | 0.00 | 0.00 | 0.00 | 0.00 |
| 4710 | Student Council | 59.66 | 0.00 | 0.00 | 0.00 | 59.66 |
| | D Totals: | 59.66 | 0.00 | 0.00 | 0.00 | 59.66 |
| E | ADMINISTRATIVE CUSTODIAL | | | | | |
| 5040 | Fundraising-General | 646.60 | 0.00 | 0.00 | 0.00 | 646.60 |
| 5060 | Hospitality | 0.00 | 0.00 | 0.00 | 0.00 | 0.00 |
| 5070 | Library | 1,205.02 | 0.00 | 0.00 | 0.00 | 1,205.02 |
| 5120 | P.E. | 416.87 | 0.00 | 0.00 | 0.00 | 416.87 |
| | E Totals: | 2,268.49 | 0.00 | 0.00 | 0.00 | 2,268.49 |
| Q | STUDENT FEE FUND | | | | | |
| 7000 | KG Field Trips | -14.75 | 0.00 | 0.00 | 0.00 | -14.75 |
| 7010 | 1st Grade Field Trips | 13.50 | 0.00 | 0.00 | 0.00 | 13.50 |
| 7020 | 2nd Grade Field Trips | 104.50 | 0.00 | 0.00 | 0.00 | 104.50 |
| 7030 | 3rd Grade Field Trips | -146.50 | 0.00 | 0.00 | 0.00 | -146.50 |
| 7040 | 4th Grade Field Trips | -36.19 | 0.00 | 0.00 | 0.00 | -36.19 |
| 7050 | 5th Grade Field Trips | -41.00 | 0.00 | 0.00 | 0.00 | -41.00 |
| 7090 | ACP (SpEd) Trips | 0.00 | 0.00 | 0.00 | 0.00 | 0.00 |
| 7900 | Field Trips-Other | 0.00 | 0.00 | 0.00 | 0.00 | 0.00 |
| | Q Totals: | -120.44 | 0.00 | 0.00 | 0.00 | -120.44 |
| | Disney Totals: | 7,042.36 | 0.29 | 0.00 | 0.00 | 7,042.65 |

Current Cash Balance

Sorted by Site ID, Group ID, Activity ID.
From 07/01/2014 to 07/31/2014.

| Site ID | Site Name | | | | | |
|-------------|--------------------------|----------------|----------|---------------|-------------|--------------|
| Group ID | Group Name | | | | | |
| Activity ID | Activity Name | Beginning Cash | Receipts | Disbursements | Adjustments | Cash Balance |
| Ezra | Ezra Elementary | | | | | |
| A | ACTIVITY GENERAL | | | | | |
| 1010 | General Admin | 14,097.63 | 0.93 | 0.00 | 0.00 | 14,098.56 |
| 1030 | Staff Vending | 227.99 | 0.00 | 0.00 | 0.00 | 227.99 |
| A | Totals: | 14,325.62 | 0.93 | 0.00 | 0.00 | 14,326.55 |
| D | CLUBS AND ORGANIZATIONS | | | | | |
| 4010 | 40 Assets | 0.00 | 0.00 | 0.00 | 0.00 | 0.00 |
| 4040 | Art | 0.00 | 0.00 | 0.00 | 0.00 | 0.00 |
| 4090 | Bowling Club | 394.67 | 0.00 | 0.00 | 0.00 | 394.67 |
| 4500 | Music | 729.92 | 0.00 | 0.00 | 0.00 | 729.92 |
| D | Totals: | 1,124.59 | 0.00 | 0.00 | 0.00 | 1,124.59 |
| E | ADMINISTRATIVE CUSTODIAL | | | | | |
| 5040 | Fundraising-General | 0.00 | 0.00 | 0.00 | 0.00 | 0.00 |
| 5060 | Hospitality | 0.00 | 0.00 | 0.00 | 0.00 | 0.00 |
| 5070 | Library | 6,276.49 | 0.00 | 0.00 | 0.00 | 6,276.49 |
| 5110 | Other Student Activities | 0.00 | 0.00 | 0.00 | 0.00 | 0.00 |
| 5165 | Logo Sales | 0.00 | 0.00 | 0.00 | 0.00 | 0.00 |
| 5170 | Student Notebooks | 0.00 | 0.00 | 0.00 | 0.00 | 0.00 |
| E | Totals: | 6,276.49 | 0.00 | 0.00 | 0.00 | 6,276.49 |
| Q | STUDENT FEE FUND | | | | | |
| 7000 | KG Field Trips | 0.00 | 0.00 | 0.00 | 0.00 | 0.00 |
| 7010 | 1st Grade Field Trips | 0.00 | 0.00 | 0.00 | 0.00 | 0.00 |
| 7020 | 2nd Grade Field Trips | 0.00 | 0.00 | 0.00 | 0.00 | 0.00 |
| 7030 | 3rd Grade Field Trips | 0.00 | 0.00 | 0.00 | 0.00 | 0.00 |
| 7040 | 4th Grade Field Trips | 0.00 | 0.00 | 0.00 | 0.00 | 0.00 |
| 7050 | 5th Grade Field Trips | 0.00 | 0.00 | 0.00 | 0.00 | 0.00 |
| 7090 | ACP (SpEd) Trips | 0.00 | 0.00 | 0.00 | 0.00 | 0.00 |
| 7900 | Field Trips-Other | 0.00 | 607.86 | 0.00 | 0.00 | 607.86 |
| Q | Totals: | 0.00 | 607.86 | 0.00 | 0.00 | 607.86 |
| Ezra | Totals: | 21,726.70 | 608.79 | 0.00 | 0.00 | 22,335.49 |

Current Cash Balance

Sorted by Site ID, Group ID, Activity ID.
From 07/01/2014 to 07/31/2014.

| Site ID | Site Name | | | | | |
|-------------|--------------------------|----------------|----------|---------------|-------------|--------------|
| Group ID | Group Name | | | | | |
| Activity ID | Activity Name | Beginning Cash | Receipts | Disbursements | Adjustments | Cash Balance |
| HarveyO | Harvey Oaks Elementary | | | | | |
| A | ACTIVITY GENERAL | | | | | |
| 1010 | General Admin | 4,998.27 | 0.25 | 432.15 | 0.00 | 4,566.37 |
| 1030 | Staff Vending | 62.26 | 0.00 | 0.00 | 0.00 | 62.26 |
| A | Totals: | 5,060.53 | 0.25 | 432.15 | 0.00 | 4,628.63 |
| D | CLUBS AND ORGANIZATIONS | | | | | |
| 4040 | Art | 0.00 | 0.00 | 0.00 | 0.00 | 0.00 |
| 4140 | Choir | 0.00 | 0.00 | 0.00 | 0.00 | 0.00 |
| 4620 | Safety Patrol | -151.97 | 0.00 | 0.00 | 0.00 | -151.97 |
| 4710 | Student Council | 288.89 | 0.00 | 0.00 | 0.00 | 288.89 |
| D | Totals: | 136.92 | 0.00 | 0.00 | 0.00 | 136.92 |
| E | ADMINISTRATIVE CUSTODIAL | | | | | |
| 5040 | Fundraising-General | 195.00 | 0.00 | 0.00 | 0.00 | 195.00 |
| 5050 | HAL | 0.00 | 0.00 | 0.00 | 0.00 | 0.00 |
| 5070 | Library | 216.55 | 0.00 | 0.00 | 0.00 | 216.55 |
| 5180 | Teacher Fund/Grants | 0.00 | 0.00 | 0.00 | 0.00 | 0.00 |
| E | Totals: | 411.55 | 0.00 | 0.00 | 0.00 | 411.55 |
| Q | STUDENT FEE FUND | | | | | |
| 7000 | KG Field Trips | -31.03 | 0.00 | 0.00 | 0.00 | -31.03 |
| 7010 | 1st Grade Field Trips | -268.39 | 0.00 | 0.00 | 0.00 | -268.39 |
| 7020 | 2nd Grade Field Trips | -24.01 | 0.00 | 0.00 | 0.00 | -24.01 |
| 7030 | 3rd Grade Field Trips | -35.22 | 0.00 | 0.00 | 0.00 | -35.22 |
| 7040 | 4th Grade Field Trips | -26.41 | 0.00 | 0.00 | 0.00 | -26.41 |
| 7050 | 5th Grade Field Trips | 344.70 | 0.00 | 0.00 | 0.00 | 344.70 |
| Q | Totals: | -40.36 | 0.00 | 0.00 | 0.00 | -40.36 |
| HarveyO | Totals: | 5,568.64 | 0.25 | 432.15 | 0.00 | 5,136.74 |

Current Cash Balance

Sorted by Site ID, Group ID, Activity ID.
From 07/01/2014 to 07/31/2014.

| Site ID | Site Name | | | | | |
|-------------|--------------------------|----------------|----------|---------------|-------------|--------------|
| Group ID | Group Name | | | | | |
| Activity ID | Activity Name | Beginning Cash | Receipts | Disbursements | Adjustments | Cash Balance |
| Hitchco | Hitchcock Elementary | | | | | |
| A | ACTIVITY GENERAL | | | | | |
| 1010 | General Admin | 19,130.69 | 1.21 | 0.00 | 0.00 | 19,131.90 |
| 1030 | Staff Vending | 722.92 | 0.00 | 0.00 | 0.00 | 722.92 |
| A | Totals: | 19,853.61 | 1.21 | 0.00 | 0.00 | 19,854.82 |
| D | CLUBS AND ORGANIZATIONS | | | | | |
| 4040 | Art | 2,289.75 | 0.00 | 0.00 | 0.00 | 2,289.75 |
| 4540 | Other Clubs | 0.00 | 0.00 | 0.00 | 0.00 | 0.00 |
| 4580 | Reading | 3,461.71 | 0.00 | 0.00 | 0.00 | 3,461.71 |
| 4710 | Student Council | 377.72 | 0.00 | 0.00 | 0.00 | 377.72 |
| D | Totals: | 6,129.18 | 0.00 | 0.00 | 0.00 | 6,129.18 |
| E | ADMINISTRATIVE CUSTODIAL | | | | | |
| 5040 | Fundraising-General | 1,243.00 | 0.00 | 0.00 | 0.00 | 1,243.00 |
| 5060 | Hospitality | 32.50 | 0.00 | 0.00 | 0.00 | 32.50 |
| 5070 | Library | 861.91 | 0.00 | 0.00 | 0.00 | 861.91 |
| 5165 | Logo Sales | 84.62 | 0.00 | 0.00 | 0.00 | 84.62 |
| E | Totals: | 2,222.03 | 0.00 | 0.00 | 0.00 | 2,222.03 |
| Q | STUDENT FEE FUND | | | | | |
| 7000 | KG Field Trips | 96.90 | 0.00 | 0.00 | 0.00 | 96.90 |
| 7010 | 1st Grade Field Trips | 99.29 | 0.00 | 0.00 | 0.00 | 99.29 |
| 7020 | 2nd Grade Field Trips | -28.66 | 0.00 | 0.00 | 0.00 | -28.66 |
| 7030 | 3rd Grade Field Trips | 82.67 | 0.00 | 0.00 | 0.00 | 82.67 |
| 7040 | 4th Grade Field Trips | 3.88 | 0.00 | 0.00 | 0.00 | 3.88 |
| 7050 | 5th Grade Field Trips | -15.71 | 0.00 | 0.00 | 0.00 | -15.71 |
| 7090 | ACP (SpEd) Trips | 0.00 | 0.00 | 0.00 | 0.00 | 0.00 |
| 7140 | Mini-Classes | 0.00 | 0.00 | 0.00 | 0.00 | 0.00 |
| 7900 | Field Trips-Other | 0.00 | 0.00 | 0.00 | 0.00 | 0.00 |
| Q | Totals: | 238.37 | 0.00 | 0.00 | 0.00 | 238.37 |
| Hitchcoc | Totals: | 28,443.19 | 1.21 | 0.00 | 0.00 | 28,444.40 |

Current Cash Balance

Sorted by Site ID, Group ID, Activity ID.
From 07/01/2014 to 07/31/2014.

| Site ID | Site Name | | | | | |
|-------------|----------------------------|----------------|----------|---------------|-------------|--------------|
| Group ID | Group Name | | | | | |
| Activity ID | Activity Name | Beginning Cash | Receipts | Disbursements | Adjustments | Cash Balance |
| HollingH | Holling Heights Elementary | | | | | |
| A | ACTIVITY GENERAL | | | | | |
| 1010 | General Admin | 15,248.53 | 1.12 | 0.00 | -48.05 | 15,201.60 |
| 1030 | Staff Vending | 496.86 | 0.00 | 0.00 | 0.00 | 496.86 |
| | A Totals: | 15,745.39 | 1.12 | 0.00 | -48.05 | 15,698.46 |
| D | CLUBS AND ORGANIZATIONS | | | | | |
| 4710 | Student Council | 1,663.71 | 0.00 | 0.00 | 0.00 | 1,663.71 |
| | D Totals: | 1,663.71 | 0.00 | 0.00 | 0.00 | 1,663.71 |
| E | ADMINISTRATIVE CUSTODIAL | | | | | |
| 5070 | Library | 7,667.58 | 0.00 | 0.00 | 0.00 | 7,667.58 |
| 5140 | PayBac | 1,011.85 | 0.00 | 0.00 | 0.00 | 1,011.85 |
| 5180 | Teacher Fund/Grants | 0.00 | 0.00 | 0.00 | 0.00 | 0.00 |
| | E Totals: | 8,679.43 | 0.00 | 0.00 | 0.00 | 8,679.43 |
| Q | STUDENT FEE FUND | | | | | |
| 7000 | KG Field Trips | -30.96 | 0.00 | 0.00 | 0.00 | -30.96 |
| 7010 | 1st Grade Field Trips | -50.07 | 0.00 | 0.00 | 0.00 | -50.07 |
| 7020 | 2nd Grade Field Trips | -48.08 | 0.00 | 0.00 | 0.00 | -48.08 |
| 7030 | 3rd Grade Field Trips | 12.98 | 0.00 | 0.00 | 0.00 | 12.98 |
| 7040 | 4th Grade Field Trips | -31.26 | 0.00 | 0.00 | 0.00 | -31.26 |
| 7050 | 5th Grade Field Trips | 0.00 | 0.00 | 0.00 | 0.00 | 0.00 |
| 7900 | Field Trips-Other | 0.00 | 0.00 | 0.00 | 0.00 | 0.00 |
| | Q Totals: | -147.39 | 0.00 | 0.00 | 0.00 | -147.39 |
| | HollingHt Totals: | 25,941.14 | 1.12 | 0.00 | -48.05 | 25,894.21 |

Current Cash Balance

Sorted by Site ID, Group ID, Activity ID.
From 07/01/2014 to 07/31/2014.

| Site ID | Site Name | | | | | |
|-------------------|--------------------------|----------------|----------|---------------|-------------|--------------|
| Group ID | Group Name | | | | | |
| Activity ID | Activity Name | Beginning Cash | Receipts | Disbursements | Adjustments | Cash Balance |
| Montclair | Montclair Elementary | | | | | |
| A | ACTIVITY GENERAL | | | | | |
| 1010 | General Admin | 4,972.81 | 0.59 | 0.00 | 0.00 | 4,973.40 |
| 1030 | Staff Vending | 553.23 | 0.00 | 0.00 | 0.00 | 553.23 |
| A | Totals: | 5,526.04 | 0.59 | 0.00 | 0.00 | 5,526.63 |
| D | CLUBS AND ORGANIZATIONS | | | | | |
| 4040 | Art | 25.10 | 0.00 | 0.00 | 0.00 | 25.10 |
| 4440 | Leadership Club | 0.00 | 0.00 | 0.00 | 0.00 | 0.00 |
| 4570 | Play Production | 2,120.38 | 0.00 | 0.00 | 0.00 | 2,120.38 |
| 4610 | SAFE/DARE/Drug Free | 1.84 | 0.00 | 0.00 | 0.00 | 1.84 |
| 4710 | Student Council | 1,501.14 | 0.00 | 0.00 | 0.00 | 1,501.14 |
| D | Totals: | 3,648.46 | 0.00 | 0.00 | 0.00 | 3,648.46 |
| E | ADMINISTRATIVE CUSTODIAL | | | | | |
| 5040 | Fundraising-General | 0.00 | 0.00 | 0.00 | 0.00 | 0.00 |
| 5060 | Hospitality | 4.82 | 0.00 | 0.00 | 0.00 | 4.82 |
| 5070 | Library | 1,752.73 | 0.00 | 0.00 | 0.00 | 1,752.73 |
| 5120 | P.E. | 165.15 | 0.00 | 0.00 | 0.00 | 165.15 |
| E | Totals: | 1,922.70 | 0.00 | 0.00 | 0.00 | 1,922.70 |
| Q | STUDENT FEE FUND | | | | | |
| 7000 | KG Field Trips | -57.70 | 0.00 | 0.00 | 0.00 | -57.70 |
| 7010 | 1st Grade Field Trips | -50.21 | 0.00 | 0.00 | 0.00 | -50.21 |
| 7020 | 2nd Grade Field Trips | 85.51 | 0.00 | 0.00 | 0.00 | 85.51 |
| 7030 | 3rd Grade Field Trips | 29.95 | 0.00 | 0.00 | 0.00 | 29.95 |
| 7040 | 4th Grade Field Trips | 30.98 | 0.00 | 0.00 | 0.00 | 30.98 |
| 7050 | 5th Grade Field Trips | -36.97 | 0.00 | 0.00 | 0.00 | -36.97 |
| 7110 | Montessori PreK | -6.44 | 0.00 | 0.00 | 0.00 | -6.44 |
| 7120 | Montessori 1-3 | -49.88 | 0.00 | 0.00 | 0.00 | -49.88 |
| 7130 | Montessori 4th & 5th | -74.97 | 0.00 | 0.00 | 0.00 | -74.97 |
| 7140 | Mini-Classes | 2,055.10 | 0.00 | 0.00 | 0.00 | 2,055.10 |
| 7150 | Jumpstart | 0.00 | 0.00 | 0.00 | 0.00 | 0.00 |
| 7900 | Field Trips-Other | -95.50 | 0.00 | 0.00 | 0.00 | -95.50 |
| Q | Totals: | 1,829.87 | 0.00 | 0.00 | 0.00 | 1,829.87 |
| Montclair Totals: | | 12,927.07 | 0.59 | 0.00 | 0.00 | 12,927.66 |

Current Cash Balance

Sorted by Site ID, Group ID, Activity ID.
From 07/01/2014 to 07/31/2014.

| Site ID | Site Name | | | | | |
|-------------|--------------------------|----------------|----------|---------------|-------------|--------------|
| Group ID | Group Name | | | | | |
| Activity ID | Activity Name | Beginning Cash | Receipts | Disbursements | Adjustments | Cash Balance |
| Morton | Morton Elementary | | | | | |
| A | ACTIVITY GENERAL | | | | | |
| 1010 | General Admin | 1,188.56 | 0.16 | 0.00 | 0.00 | 1,188.72 |
| 1030 | Staff Vending | 138.26 | 0.00 | 0.00 | 0.00 | 138.26 |
| | A Totals: | 1,326.82 | 0.16 | 0.00 | 0.00 | 1,326.98 |
| D | CLUBS AND ORGANIZATIONS | | | | | |
| 4230 | Environmental Club | 0.00 | 0.00 | 0.00 | 0.00 | 0.00 |
| 4580 | Reading | 4.99 | 0.00 | 0.00 | 0.00 | 4.99 |
| 4610 | SAFE/DARE/Drug Free | 0.00 | 0.00 | 0.00 | 0.00 | 0.00 |
| 4620 | Safety Patrol | 0.00 | 0.00 | 0.00 | 0.00 | 0.00 |
| 4710 | Student Council | 1,262.12 | 0.00 | 0.00 | 0.00 | 1,262.12 |
| | D Totals: | 1,267.11 | 0.00 | 0.00 | 0.00 | 1,267.11 |
| E | ADMINISTRATIVE CUSTODIAL | | | | | |
| 5040 | Fundraising-General | 0.00 | 0.00 | 0.00 | 0.00 | 0.00 |
| 5060 | Hospitality | 595.29 | 0.00 | 0.00 | 0.00 | 595.29 |
| 5070 | Library | 2,982.58 | 0.00 | 0.00 | 0.00 | 2,982.58 |
| 5140 | PayBac | 1,566.56 | 0.00 | 0.00 | 0.00 | 1,566.56 |
| | E Totals: | 5,144.43 | 0.00 | 0.00 | 0.00 | 5,144.43 |
| Q | STUDENT FEE FUND | | | | | |
| 7000 | KG Field Trips | -670.52 | 0.00 | 0.00 | 0.00 | -670.52 |
| 7010 | 1st Grade Field Trips | -839.28 | 0.00 | 0.00 | 0.00 | -839.28 |
| 7020 | 2nd Grade Field Trips | -481.44 | 0.00 | 0.00 | 0.00 | -481.44 |
| 7030 | 3rd Grade Field Trips | -371.17 | 0.00 | 0.00 | 0.00 | -371.17 |
| 7040 | 4th Grade Field Trips | -1,492.99 | 0.00 | 0.00 | 0.00 | -1,492.99 |
| 7050 | 5th Grade Field Trips | -444.24 | 0.00 | 0.00 | 0.00 | -444.24 |
| 7900 | Field Trips-Other | 0.00 | 0.00 | 0.00 | 0.00 | 0.00 |
| | Q Totals: | -4,299.64 | 0.00 | 0.00 | 0.00 | -4,299.64 |
| | Morton Totals: | 3,438.72 | 0.16 | 0.00 | 0.00 | 3,438.88 |

Current Cash Balance

Sorted by Site ID, Group ID, Activity ID.
From 07/01/2014 to 07/31/2014.

| Site ID | Site Name | | | | | |
|--|---------------------------------|------------------|-------------|---------------|-------------|------------------|
| Group ID | Group Name | | | | | |
| Activity ID | Activity Name | Beginning Cash | Receipts | Disbursements | Adjustments | Cash Balance |
| Neihardt Neihardt Elementary School | | | | | | |
| A | ACTIVITY GENERAL | | | | | |
| 1010 | General Admin | 5,358.95 | 0.79 | 0.00 | 0.00 | 5,359.74 |
| 1030 | Staff Vending | 361.88 | 0.00 | 29.00 | 0.00 | 332.88 |
| A | Totals: | 5,720.83 | 0.79 | 29.00 | 0.00 | 5,692.62 |
| D | CLUBS AND ORGANIZATIONS | | | | | |
| 4040 | Art | 0.00 | 0.00 | 0.00 | 0.00 | 0.00 |
| 4140 | Choir | 318.93 | 0.00 | 0.00 | 0.00 | 318.93 |
| 4620 | Safety Patrol | -77.00 | 0.00 | 0.00 | 0.00 | -77.00 |
| 4710 | Student Council | 239.04 | 0.00 | 0.00 | 0.00 | 239.04 |
| 4770 | Yearbook | 417.89 | 0.00 | 0.00 | 0.00 | 417.89 |
| D | Totals: | 898.86 | 0.00 | 0.00 | 0.00 | 898.86 |
| E | ADMINISTRATIVE CUSTODIAL | | | | | |
| 5015 | Circle of Friends | 2.00 | 0.00 | 0.00 | 0.00 | 2.00 |
| 5035 | Fuel Up to Play 360 | 742.18 | 0.00 | 0.00 | 0.00 | 742.18 |
| 5040 | Fundraising-General | 5,984.05 | 0.00 | 0.00 | 0.00 | 5,984.05 |
| 5070 | Library | 1,073.79 | 0.00 | 0.00 | 0.00 | 1,073.79 |
| 5110 | Other Student Activities | 0.00 | 0.00 | 0.00 | 0.00 | 0.00 |
| 5140 | PayBac | 3,747.50 | 0.00 | 0.00 | 0.00 | 3,747.50 |
| E | Totals: | 11,549.52 | 0.00 | 0.00 | 0.00 | 11,549.52 |
| Q | STUDENT FEE FUND | | | | | |
| 7000 | KG Field Trips | 0.55 | 0.00 | 0.00 | 0.00 | 0.55 |
| 7010 | 1st Grade Field Trips | -170.12 | 0.00 | 0.00 | 0.00 | -170.12 |
| 7020 | 2nd Grade Field Trips | -7.84 | 0.00 | 0.00 | 0.00 | -7.84 |
| 7030 | 3rd Grade Field Trips | -17.39 | 0.00 | 0.00 | 0.00 | -17.39 |
| 7040 | 4th Grade Field Trips | 127.40 | 0.00 | 0.00 | 0.00 | 127.40 |
| 7050 | 5th Grade Field Trips | 145.26 | 0.00 | 0.00 | 0.00 | 145.26 |
| 7900 | Field Trips-Other | 0.00 | 0.00 | 0.00 | 0.00 | 0.00 |
| Q | Totals: | 77.86 | 0.00 | 0.00 | 0.00 | 77.86 |
| Neihardt Totals: | | 18,247.07 | 0.79 | 29.00 | 0.00 | 18,218.86 |

Current Cash Balance

Sorted by Site ID, Group ID, Activity ID.
From 07/01/2014 to 07/31/2014.

| Site ID | Site Name | | | | | |
|-------------|--------------------------------|----------------|----------|---------------|-------------|--------------|
| Group ID | Group Name | | | | | |
| Activity ID | Activity Name | Beginning Cash | Receipts | Disbursements | Adjustments | Cash Balance |
| Norris | Norris Elementary School | | | | | |
| A | ACTIVITY GENERAL | | | | | |
| 1010 | General Admin | 17,955.55 | 1.35 | 0.00 | 0.00 | 17,956.90 |
| 1030 | Staff Vending | 58.53 | 0.00 | 0.00 | 0.00 | 58.53 |
| 1050 | Projects/Support | 3,689.35 | 0.00 | 0.00 | 0.00 | 3,689.35 |
| 1055 | After School Tutoring Programs | 1,153.00 | 0.00 | 0.00 | 0.00 | 1,153.00 |
| | A Totals: | 22,856.43 | 1.35 | 0.00 | 0.00 | 22,857.78 |
| D | CLUBS AND ORGANIZATIONS | | | | | |
| 4010 | 40 Assets | 1,527.06 | 0.00 | 0.00 | 0.00 | 1,527.06 |
| 4040 | Art | 1,202.65 | 0.00 | 0.00 | 0.00 | 1,202.65 |
| 4500 | Music | 10.43 | 0.00 | 0.00 | 0.00 | 10.43 |
| 4580 | Reading | 521.24 | 0.00 | 0.00 | 0.00 | 521.24 |
| 4620 | Safety Patrol | -126.00 | 0.00 | 0.00 | 0.00 | -126.00 |
| 4710 | Student Council | 860.04 | 0.00 | 0.00 | 0.00 | 860.04 |
| | D Totals: | 3,995.42 | 0.00 | 0.00 | 0.00 | 3,995.42 |
| E | ADMINISTRATIVE CUSTODIAL | | | | | |
| 5040 | Fundraising-General | 0.00 | 0.00 | 0.00 | 0.00 | 0.00 |
| 5060 | Hospitality | 0.00 | 0.00 | 0.00 | 0.00 | 0.00 |
| 5080 | Media | 3,458.72 | 0.00 | 0.00 | 0.00 | 3,458.72 |
| 5090 | Montessori | 999.52 | 0.00 | 0.00 | 0.00 | 999.52 |
| 5110 | Other Student Activities | 0.00 | 0.00 | 0.00 | 0.00 | 0.00 |
| 5140 | PayBac | 1,035.70 | 0.00 | 0.00 | 0.00 | 1,035.70 |
| 5180 | Teacher Fund/Grants | 31.75 | 0.00 | 0.00 | 0.00 | 31.75 |
| | E Totals: | 5,525.69 | 0.00 | 0.00 | 0.00 | 5,525.69 |
| Q | STUDENT FEE FUND | | | | | |
| 7000 | KG Field Trips | -136.54 | 0.00 | 0.00 | 0.00 | -136.54 |
| 7010 | 1st Grade Field Trips | -13.49 | 0.00 | 0.00 | 0.00 | -13.49 |
| 7020 | 2nd Grade Field Trips | -6.11 | 0.00 | 0.00 | 0.00 | -6.11 |
| 7030 | 3rd Grade Field Trips | -56.41 | 0.00 | 0.00 | 0.00 | -56.41 |
| 7040 | 4th Grade Field Trips | 86.98 | 0.00 | 0.00 | 0.00 | 86.98 |
| 7050 | 5th Grade Field Trips | 26.45 | 0.00 | 0.00 | 0.00 | 26.45 |
| 7090 | ACP (SpEd) Trips | 0.00 | 0.00 | 0.00 | 0.00 | 0.00 |
| 7110 | Montessori PreK | 714.42 | 0.00 | 0.00 | 0.00 | 714.42 |
| 7120 | Montessori 1-3 | 194.53 | 0.00 | 0.00 | 0.00 | 194.53 |
| 7130 | Montessori 4th & 5th | -24.37 | 0.00 | 0.00 | 0.00 | -24.37 |
| 7150 | Jumpstart | 0.00 | 0.00 | 0.00 | 0.00 | 0.00 |
| 7900 | Field Trips-Other | 0.00 | 0.00 | 0.00 | 0.00 | 0.00 |
| | Q Totals: | 785.46 | 0.00 | 0.00 | 0.00 | 785.46 |
| | Norris Totals: | 33,163.00 | 1.35 | 0.00 | 0.00 | 33,164.35 |

Current Cash Balance

Sorted by Site ID, Group ID, Activity ID.
From 07/01/2014 to 07/31/2014.

| Site ID | Site Name | | | | | |
|-------------|--------------------------|----------------|----------|---------------|-------------|--------------|
| Group ID | Group Name | | | | | |
| Activity ID | Activity Name | Beginning Cash | Receipts | Disbursements | Adjustments | Cash Balance |
| Reagan | Reagan Elementary | | | | | |
| A | ACTIVITY GENERAL | | | | | |
| 1010 | General Admin | 32,312.39 | 3.62 | 0.00 | 0.00 | 32,316.01 |
| 1020 | Volunteers-General | 43,275.77 | 0.00 | 0.00 | 0.00 | 43,275.77 |
| 1022 | Volunteers - Hospitality | 0.00 | 0.00 | 0.00 | 0.00 | 0.00 |
| 1030 | Staff Vending | 1,620.15 | 0.00 | 0.00 | 0.00 | 1,620.15 |
| | A Totals: | 77,208.31 | 3.62 | 0.00 | 0.00 | 77,211.93 |
| D | CLUBS AND ORGANIZATIONS | | | | | |
| 4540 | Other Clubs | -4.19 | 0.00 | 0.00 | 0.00 | -4.19 |
| 4710 | Student Council | 1,655.67 | 0.00 | 250.00 | 0.00 | 1,405.67 |
| | D Totals: | 1,651.48 | 0.00 | 250.00 | 0.00 | 1,401.48 |
| E | ADMINISTRATIVE CUSTODIAL | | | | | |
| 5040 | Fundraising-General | 62.00 | 0.00 | 0.00 | 0.00 | 62.00 |
| 5060 | Hospitality | 0.00 | 0.00 | 0.00 | 0.00 | 0.00 |
| 5070 | Library | 5,251.38 | 0.00 | 0.00 | 0.00 | 5,251.38 |
| 5110 | Other Student Activities | 0.00 | 0.00 | 0.00 | 0.00 | 0.00 |
| 5140 | PayBac | 0.00 | 0.00 | 0.00 | 0.00 | 0.00 |
| | E Totals: | 5,313.38 | 0.00 | 0.00 | 0.00 | 5,313.38 |
| Q | STUDENT FEE FUND | | | | | |
| 7000 | KG Field Trips | -1,313.16 | 0.00 | 0.00 | 0.00 | -1,313.16 |
| 7010 | 1st Grade Field Trips | 310.90 | 0.00 | 0.00 | 0.00 | 310.90 |
| 7020 | 2nd Grade Field Trips | 337.08 | 0.00 | 0.00 | 0.00 | 337.08 |
| 7030 | 3rd Grade Field Trips | 1,155.87 | 0.00 | 0.00 | 0.00 | 1,155.87 |
| 7040 | 4th Grade Field Trips | -35.65 | 0.00 | 0.00 | 0.00 | -35.65 |
| 7050 | 5th Grade Field Trips | 412.65 | 0.00 | 0.00 | 0.00 | 412.65 |
| 7900 | Field Trips-Other | 222.66 | 0.00 | 0.00 | 0.00 | 222.66 |
| | Q Totals: | 1,090.35 | 0.00 | 0.00 | 0.00 | 1,090.35 |
| | Reagan Totals: | 85,263.52 | 3.62 | 250.00 | 0.00 | 85,017.14 |

Current Cash Balance

Sorted by Site ID, Group ID, Activity ID.
From 07/01/2014 to 07/31/2014.

| Site ID | Site Name | | | | | |
|-------------|--------------------------|----------------|----------|---------------|-------------|--------------|
| Group ID | Group Name | | | | | |
| Activity ID | Activity Name | Beginning Cash | Receipts | Disbursements | Adjustments | Cash Balance |
| Reeder | Reeder Elementary | | | | | |
| A | ACTIVITY GENERAL | | | | | |
| 1010 | General Admin | 11,528.85 | 0.98 | 50.00 | 0.00 | 11,479.83 |
| 1030 | Staff Vending | 236.90 | 0.00 | 0.00 | 0.00 | 236.90 |
| A | Totals: | 11,765.75 | 0.98 | 50.00 | 0.00 | 11,716.73 |
| D | CLUBS AND ORGANIZATIONS | | | | | |
| 4500 | Music | 3,718.41 | 0.00 | 0.00 | 0.00 | 3,718.41 |
| 4580 | Reading | 0.00 | 0.00 | 0.00 | 0.00 | 0.00 |
| 4710 | Student Council | 318.38 | 0.00 | 0.00 | 0.00 | 318.38 |
| D | Totals: | 4,036.79 | 0.00 | 0.00 | 0.00 | 4,036.79 |
| E | ADMINISTRATIVE CUSTODIAL | | | | | |
| 5040 | Fundraising-General | 56.91 | 0.00 | 0.00 | 0.00 | 56.91 |
| 5060 | Hospitality | 0.00 | 0.00 | 0.00 | 0.00 | 0.00 |
| 5070 | Library | 1,651.41 | 0.00 | 0.00 | 0.00 | 1,651.41 |
| 5120 | P.E. | 1,413.43 | 0.00 | 0.00 | 0.00 | 1,413.43 |
| 5140 | PayBac | 2,771.15 | 0.00 | 0.00 | 0.00 | 2,771.15 |
| 5180 | Teacher Fund/Grants | 0.00 | 0.00 | 0.00 | 0.00 | 0.00 |
| E | Totals: | 5,892.90 | 0.00 | 0.00 | 0.00 | 5,892.90 |
| Q | STUDENT FEE FUND | | | | | |
| 7000 | KG Field Trips | -12.57 | 0.00 | 0.00 | 0.00 | -12.57 |
| 7010 | 1st Grade Field Trips | 93.20 | 0.00 | 0.00 | 0.00 | 93.20 |
| 7020 | 2nd Grade Field Trips | -42.98 | 0.00 | 0.00 | 0.00 | -42.98 |
| 7030 | 3rd Grade Field Trips | 21.31 | 0.00 | 0.00 | 0.00 | 21.31 |
| 7040 | 4th Grade Field Trips | -73.62 | 0.00 | 0.00 | 0.00 | -73.62 |
| 7050 | 5th Grade Field Trips | 8.31 | 0.00 | 0.00 | 0.00 | 8.31 |
| 7090 | ACP (SpEd) Trips | 0.00 | 0.00 | 0.00 | 0.00 | 0.00 |
| 7900 | Field Trips-Other | 0.00 | 0.00 | 0.00 | 0.00 | 0.00 |
| Q | Totals: | -6.35 | 0.00 | 0.00 | 0.00 | -6.35 |
| Reeder | Totals: | 21,689.09 | 0.98 | 50.00 | 0.00 | 21,640.07 |

Current Cash Balance

Sorted by Site ID, Group ID, Activity ID.
From 07/01/2014 to 07/31/2014.

| Site ID | Site Name | | | | | |
|-------------------------------------|---------------------------------|------------------|-------------|---------------|-------------|------------------|
| Group ID | Group Name | | | | | |
| Activity ID | Activity Name | Beginning Cash | Receipts | Disbursements | Adjustments | Cash Balance |
| Rockwell Rockwell Elementary | | | | | | |
| A | ACTIVITY GENERAL | | | | | |
| 1010 | General Admin | 1,515.72 | 1.07 | 0.00 | 0.00 | 1,516.79 |
| 1030 | Staff Vending | 385.13 | 0.00 | 0.00 | 0.00 | 385.13 |
| 1040 | Donations | 12,288.87 | 0.00 | 0.00 | 0.00 | 12,288.87 |
| | A Totals: | 14,189.72 | 1.07 | 0.00 | 0.00 | 14,190.79 |
| D | CLUBS AND ORGANIZATIONS | | | | | |
| 4230 | Environmental Club | 424.51 | 0.00 | 0.00 | 0.00 | 424.51 |
| 4540 | Other Clubs | 352.79 | 0.00 | 0.00 | 0.00 | 352.79 |
| 4610 | SAFE/DARE/Drug Free | 186.62 | 0.00 | 0.00 | 0.00 | 186.62 |
| 4710 | Student Council | 1,873.56 | 0.00 | 0.00 | 0.00 | 1,873.56 |
| | D Totals: | 2,837.48 | 0.00 | 0.00 | 0.00 | 2,837.48 |
| E | ADMINISTRATIVE CUSTODIAL | | | | | |
| 5040 | Fundraising-General | 2,473.57 | 0.00 | 0.00 | 0.00 | 2,473.57 |
| 5070 | Library | 2,955.58 | 0.00 | 0.00 | 0.00 | 2,955.58 |
| 5110 | Other Student Activities | 228.63 | 0.00 | 0.00 | 0.00 | 228.63 |
| 5140 | PayBac | 2,280.47 | 0.00 | 0.00 | 0.00 | 2,280.47 |
| | E Totals: | 7,938.25 | 0.00 | 0.00 | 0.00 | 7,938.25 |
| Q | STUDENT FEE FUND | | | | | |
| 7000 | KG Field Trips | -56.00 | 0.00 | 0.00 | 0.00 | -56.00 |
| 7010 | 1st Grade Field Trips | -0.25 | 0.00 | 0.00 | 0.00 | -0.25 |
| 7020 | 2nd Grade Field Trips | -98.90 | 0.00 | 0.00 | 0.00 | -98.90 |
| 7030 | 3rd Grade Field Trips | 4.94 | 0.00 | 0.00 | 0.00 | 4.94 |
| 7040 | 4th Grade Field Trips | -52.55 | 0.00 | 0.00 | 0.00 | -52.55 |
| 7050 | 5th Grade Field Trips | 378.92 | 0.00 | 0.00 | 0.00 | 378.92 |
| 7900 | Field Trips-Other | 75.09 | 0.00 | 0.00 | 0.00 | 75.09 |
| | Q Totals: | 251.25 | 0.00 | 0.00 | 0.00 | 251.25 |
| | Rockwell Totals: | 25,216.70 | 1.07 | 0.00 | 0.00 | 25,217.77 |

Current Cash Balance

Sorted by Site ID, Group ID, Activity ID.
From 07/01/2014 to 07/31/2014.

| Site ID | Site Name | | | | | |
|-------------|--------------------------|----------------|----------|---------------|-------------|--------------|
| Group ID | Group Name | | | | | |
| Activity ID | Activity Name | Beginning Cash | Receipts | Disbursements | Adjustments | Cash Balance |
| Rohwer | Rohwer Elementary | | | | | |
| A | ACTIVITY GENERAL | | | | | |
| 1010 | General Admin | 6,226.74 | 0.67 | 0.00 | 0.00 | 6,227.41 |
| 1030 | Staff Vending | 263.92 | 0.00 | 0.00 | 0.00 | 263.92 |
| A | Totals: | 6,490.66 | 0.67 | 0.00 | 0.00 | 6,491.33 |
| D | CLUBS AND ORGANIZATIONS | | | | | |
| 4070 | Birthday Book Club | 2,257.49 | 0.00 | 0.00 | 0.00 | 2,257.49 |
| 4140 | Choir | 0.00 | 0.00 | 0.00 | 0.00 | 0.00 |
| 4620 | Safety Patrol | 25.00 | 0.00 | 0.00 | 0.00 | 25.00 |
| 4710 | Student Council | 493.60 | 0.00 | 0.00 | 0.00 | 493.60 |
| D | Totals: | 2,776.09 | 0.00 | 0.00 | 0.00 | 2,776.09 |
| E | ADMINISTRATIVE CUSTODIAL | | | | | |
| 5040 | Fundraising-General | 0.00 | 0.00 | 0.00 | 0.00 | 0.00 |
| 5060 | Hospitality | 465.83 | 0.00 | 0.00 | 0.00 | 465.83 |
| 5080 | Media | -778.48 | 0.00 | 0.00 | 0.00 | -778.48 |
| 5140 | PayBac | 3,510.67 | 0.00 | 0.00 | 0.00 | 3,510.67 |
| 5180 | Teacher Fund/Grants | -540.00 | 0.00 | 0.00 | 0.00 | -540.00 |
| E | Totals: | 2,658.02 | 0.00 | 0.00 | 0.00 | 2,658.02 |
| Q | STUDENT FEE FUND | | | | | |
| 7000 | KG Field Trips | -6.00 | 0.00 | 0.00 | 0.00 | -6.00 |
| 7010 | 1st Grade Field Trips | 28.56 | 0.00 | 0.00 | 0.00 | 28.56 |
| 7020 | 2nd Grade Field Trips | 645.95 | 0.00 | 0.00 | 0.00 | 645.95 |
| 7030 | 3rd Grade Field Trips | 1,053.71 | 0.00 | 0.00 | 0.00 | 1,053.71 |
| 7040 | 4th Grade Field Trips | 589.03 | 0.00 | 0.00 | 0.00 | 589.03 |
| 7050 | 5th Grade Field Trips | -307.35 | 0.00 | 0.00 | 0.00 | -307.35 |
| 7900 | Field Trips-Other | 0.00 | 0.00 | 0.00 | 0.00 | 0.00 |
| Q | Totals: | 2,003.90 | 0.00 | 0.00 | 0.00 | 2,003.90 |
| Rohwer | Totals: | 13,928.67 | 0.67 | 0.00 | 0.00 | 13,929.34 |

Current Cash Balance

Sorted by Site ID, Group ID, Activity ID.
From 07/01/2014 to 07/31/2014.

| Site ID | Site Name | | | | | |
|-------------|--------------------------|----------------|----------|---------------|-------------|--------------|
| Group ID | Group Name | | | | | |
| Activity ID | Activity Name | Beginning Cash | Receipts | Disbursements | Adjustments | Cash Balance |
| Sandoz | Sandoz Elementary | | | | | |
| A | ACTIVITY GENERAL | | | | | |
| 1010 | General Admin | 17,579.57 | 0.90 | 0.00 | 0.00 | 17,580.47 |
| 1030 | Staff Vending | 103.39 | 0.00 | 0.00 | 0.00 | 103.39 |
| | A Totals: | 17,682.96 | 0.90 | 0.00 | 0.00 | 17,683.86 |
| D | CLUBS AND ORGANIZATIONS | | | | | |
| 4040 | Art | 0.00 | 0.00 | 0.00 | 0.00 | 0.00 |
| 4710 | Student Council | 340.97 | 0.00 | 0.00 | 0.00 | 340.97 |
| | D Totals: | 340.97 | 0.00 | 0.00 | 0.00 | 340.97 |
| E | ADMINISTRATIVE CUSTODIAL | | | | | |
| 5040 | Fundraising-General | 0.00 | 0.00 | 0.00 | 0.00 | 0.00 |
| 5070 | Library | 2,233.39 | 0.00 | 0.00 | 0.00 | 2,233.39 |
| | E Totals: | 2,233.39 | 0.00 | 0.00 | 0.00 | 2,233.39 |
| Q | STUDENT FEE FUND | | | | | |
| 7000 | KG Field Trips | 254.36 | 0.00 | 0.00 | 0.00 | 254.36 |
| 7010 | 1st Grade Field Trips | 397.50 | 0.00 | 0.00 | 0.00 | 397.50 |
| 7020 | 2nd Grade Field Trips | 559.25 | 0.00 | 0.00 | 0.00 | 559.25 |
| 7030 | 3rd Grade Field Trips | 35.01 | 0.00 | 0.00 | 0.00 | 35.01 |
| 7040 | 4th Grade Field Trips | -215.51 | 0.00 | 0.00 | 0.00 | -215.51 |
| 7050 | 5th Grade Field Trips | -342.11 | 0.00 | 0.00 | 0.00 | -342.11 |
| 7090 | ACP (SpEd) Trips | 0.00 | 0.00 | 0.00 | 0.00 | 0.00 |
| 7900 | Field Trips-Other | 0.00 | 0.00 | 0.00 | 0.00 | 0.00 |
| | Q Totals: | 688.50 | 0.00 | 0.00 | 0.00 | 688.50 |
| | Sandoz Totals: | 20,945.82 | 0.90 | 0.00 | 0.00 | 20,946.72 |

Current Cash Balance

Sorted by Site ID, Group ID, Activity ID.
From 07/01/2014 to 07/31/2014.

| Site ID | Site Name | | | | | |
|-------------|--------------------------|----------------|----------|---------------|-------------|--------------|
| Group ID | Group Name | | | | | |
| Activity ID | Activity Name | Beginning Cash | Receipts | Disbursements | Adjustments | Cash Balance |
| Upchurc | Upchurch Elementary | | | | | |
| A | ACTIVITY GENERAL | | | | | |
| 1010 | General Admin | 1,334.13 | 1.23 | -10,000.00 | 0.00 | 11,335.36 |
| 1030 | Staff Vending | 510.22 | 0.00 | 0.00 | 0.00 | 510.22 |
| | A Totals: | 1,844.35 | 1.23 | -10,000.00 | 0.00 | 11,845.58 |
| D | CLUBS AND ORGANIZATIONS | | | | | |
| 4710 | Student Council | 4,156.87 | 0.00 | 0.00 | 0.00 | 4,156.87 |
| | D Totals: | 4,156.87 | 0.00 | 0.00 | 0.00 | 4,156.87 |
| E | ADMINISTRATIVE CUSTODIAL | | | | | |
| 5040 | Fundraising-General | 1,515.66 | 0.00 | -3,000.00 | 0.00 | 4,515.66 |
| 5070 | Library | 8,282.59 | 0.00 | 0.00 | 0.00 | 8,282.59 |
| | E Totals: | 9,798.25 | 0.00 | -3,000.00 | 0.00 | 12,798.25 |
| Q | STUDENT FEE FUND | | | | | |
| 7000 | KG Field Trips | 73.23 | 0.00 | 0.00 | 0.00 | 73.23 |
| 7010 | 1st Grade Field Trips | -5.26 | 0.00 | 0.00 | 0.00 | -5.26 |
| 7020 | 2nd Grade Field Trips | 43.73 | 0.00 | 0.00 | 0.00 | 43.73 |
| 7030 | 3rd Grade Field Trips | -4.60 | 0.00 | 0.00 | 0.00 | -4.60 |
| 7040 | 4th Grade Field Trips | -63.18 | 0.00 | 0.00 | 0.00 | -63.18 |
| 7050 | 5th Grade Field Trips | 278.80 | 0.00 | 0.00 | 0.00 | 278.80 |
| 7900 | Field Trips-Other | 0.00 | 0.00 | 0.00 | 0.00 | 0.00 |
| | Q Totals: | 322.72 | 0.00 | 0.00 | 0.00 | 322.72 |
| | Upchurc Totals: | 16,122.19 | 1.23 | -13,000.00 | 0.00 | 29,123.42 |

Current Cash Balance

Sorted by Site ID, Group ID, Activity ID.
From 07/01/2014 to 07/31/2014.

| Site ID | Site Name | | | | | |
|-------------|--------------------------|----------------|----------|---------------|-------------|--------------|
| Group ID | Group Name | | | | | |
| Activity ID | Activity Name | Beginning Cash | Receipts | Disbursements | Adjustments | Cash Balance |
| Wheeler | Wheeler Elementary | | | | | |
| A | ACTIVITY GENERAL | | | | | |
| 1010 | General Admin | 8,488.61 | 1.28 | 0.00 | 0.00 | 8,489.89 |
| 1030 | Staff Vending | 392.61 | 0.00 | 0.00 | 0.00 | 392.61 |
| 1040 | Donations | 5,570.37 | 0.00 | 0.00 | 0.00 | 5,570.37 |
| | A Totals: | 14,451.59 | 1.28 | 0.00 | 0.00 | 14,452.87 |
| D | CLUBS AND ORGANIZATIONS | | | | | |
| 4040 | Art | 0.00 | 0.00 | 0.00 | 0.00 | 0.00 |
| 4070 | Birthday Book Club | 1,978.98 | 0.00 | 0.00 | 0.00 | 1,978.98 |
| 4500 | Music | 231.60 | 0.00 | 0.00 | 0.00 | 231.60 |
| 4710 | Student Council | 234.10 | 0.00 | 0.00 | 0.00 | 234.10 |
| | D Totals: | 2,444.68 | 0.00 | 0.00 | 0.00 | 2,444.68 |
| E | ADMINISTRATIVE CUSTODIAL | | | | | |
| 5040 | Fundraising-General | 0.00 | 0.00 | 0.00 | 0.00 | 0.00 |
| 5060 | Hospitality | 30.00 | 0.00 | 0.00 | 0.00 | 30.00 |
| 5080 | Media | 2,157.14 | 0.00 | 0.00 | 0.00 | 2,157.14 |
| 5100 | Other Adm Custodial | 10,996.66 | 0.00 | 0.00 | 0.00 | 10,996.66 |
| 5110 | Other Student Activities | 0.00 | 0.00 | 0.00 | 0.00 | 0.00 |
| | E Totals: | 13,183.80 | 0.00 | 0.00 | 0.00 | 13,183.80 |
| Q | STUDENT FEE FUND | | | | | |
| 7000 | KG Field Trips | -38.97 | 0.00 | 0.00 | 0.00 | -38.97 |
| 7010 | 1st Grade Field Trips | 58.52 | 0.00 | 0.00 | 0.00 | 58.52 |
| 7020 | 2nd Grade Field Trips | 415.10 | 0.00 | 0.00 | 0.00 | 415.10 |
| 7030 | 3rd Grade Field Trips | 491.74 | 0.00 | 0.00 | 0.00 | 491.74 |
| 7040 | 4th Grade Field Trips | -566.44 | 0.00 | 0.00 | 0.00 | -566.44 |
| 7050 | 5th Grade Field Trips | 232.99 | 0.00 | 0.00 | 0.00 | 232.99 |
| 7600 | Garden Club | 0.00 | 0.00 | 0.00 | 0.00 | 0.00 |
| 7900 | Field Trips-Other | -762.51 | 0.00 | 0.00 | 0.00 | -762.51 |
| | Q Totals: | -169.57 | 0.00 | 0.00 | 0.00 | -169.57 |
| | Wheeler Totals: | 29,910.50 | 1.28 | 0.00 | 0.00 | 29,911.78 |

Current Cash Balance

Sorted by Site ID, Group ID, Activity ID.
From 07/01/2014 to 07/31/2014.

| Site ID | Site Name | | | | | |
|----------------|------------------------------|----------------|------------|---------------|-------------|--------------|
| Group ID | Group Name | | | | | |
| Activity ID | Activity Name | Beginning Cash | Receipts | Disbursements | Adjustments | Cash Balance |
| Willowd | Willowdale Elementary | | | | | |
| A | ACTIVITY GENERAL | | | | | |
| 1010 | General Admin | 14,716.31 | 0.72 | 0.00 | 0.00 | 14,717.03 |
| 1030 | Staff Vending | 3,246.45 | 0.00 | 0.00 | 0.00 | 3,246.45 |
| A | Totals: | 17,962.76 | 0.72 | 0.00 | 0.00 | 17,963.48 |
| D | CLUBS AND ORGANIZATIONS | | | | | |
| 4040 | Art | 0.00 | 0.00 | 0.00 | 0.00 | 0.00 |
| 4140 | Choir | 0.00 | 0.00 | 0.00 | 0.00 | 0.00 |
| 4230 | Environmental Club | 0.00 | 0.00 | 0.00 | 0.00 | 0.00 |
| 4710 | Student Council | 768.27 | 0.00 | 0.00 | 0.00 | 768.27 |
| D | Totals: | 768.27 | 0.00 | 0.00 | 0.00 | 768.27 |
| E | ADMINISTRATIVE CUSTODIAL | | | | | |
| 5040 | Fundraising-General | -55.92 | 0.00 | 0.00 | 0.00 | -55.92 |
| 5050 | HAL | -25.64 | 0.00 | 0.00 | 0.00 | -25.64 |
| 5080 | Media | 386.45 | 0.00 | 0.00 | 0.00 | 386.45 |
| 5180 | Teacher Fund/Grants | 0.00 | 0.00 | 0.00 | 0.00 | 0.00 |
| 5200 | Outdoor Learning Environment | 379.36 | 0.00 | 0.00 | 0.00 | 379.36 |
| E | Totals: | 684.25 | 0.00 | 0.00 | 0.00 | 684.25 |
| Q | STUDENT FEE FUND | | | | | |
| 7000 | KG Field Trips | -45.71 | 0.00 | 0.00 | 0.00 | -45.71 |
| 7010 | 1st Grade Field Trips | 71.96 | 0.00 | 0.00 | 0.00 | 71.96 |
| 7020 | 2nd Grade Field Trips | 269.38 | 0.00 | 0.00 | 0.00 | 269.38 |
| 7030 | 3rd Grade Field Trips | -227.78 | 0.00 | 0.00 | 0.00 | -227.78 |
| 7040 | 4th Grade Field Trips | -208.03 | 0.00 | 0.00 | 0.00 | -208.03 |
| 7050 | 5th Grade Field Trips | -129.32 | 0.00 | 0.00 | 0.00 | -129.32 |
| 7900 | Field Trips-Other | -118.37 | 0.00 | 0.00 | 0.00 | -118.37 |
| Q | Totals: | -387.87 | 0.00 | 0.00 | 0.00 | -387.87 |
| Willowda | Totals: | 19,027.41 | 0.72 | 0.00 | 0.00 | 19,028.13 |
| Report Totals: | | 2,877,243.44 | 330,776.31 | 41,269.22 | 4,560.95 | 3,171,311.48 |

Current Cash Balance

Sorted by Site ID, Group ID, Activity ID.
From 07/01/2014 to 07/31/2014.

| Site ID | Site Name | | | | | |
|-------------|----------------------------|----------------|----------|---------------|-------------|--------------|
| Group ID | Group Name | | | | | |
| Activity ID | Activity Name | Beginning Cash | Receipts | Disbursements | Adjustments | Cash Balance |
| AMS | Andersen Middle School | | | | | |
| A | ACTIVITY GENERAL | | | | | |
| 1010 | General Admin | 20,671.99 | 4.49 | 121.90 | 0.00 | 20,554.58 |
| 1025 | Savings | 0.00 | 0.00 | 0.00 | 0.00 | 0.00 |
| 1030 | Staff Vending | 499.48 | 0.00 | 0.00 | 0.00 | 499.48 |
| 1035 | Student Vending | 4,905.57 | 0.00 | 0.00 | 0.00 | 4,905.57 |
| | A Totals: | 26,077.04 | 4.49 | 121.90 | 0.00 | 25,959.63 |
| B | Athletics-Girls | | | | | |
| 2013 | Misc. Expenditures - Girls | 859.14 | 0.00 | 0.00 | 0.00 | 859.14 |
| | B Totals: | 859.14 | 0.00 | 0.00 | 0.00 | 859.14 |
| C | Athletics-Boys | | | | | |
| 3013 | Misc. Expenditures - Boys | 6,581.01 | 0.00 | 0.00 | 0.00 | 6,581.01 |
| | C Totals: | 6,581.01 | 0.00 | 0.00 | 0.00 | 6,581.01 |
| D | CLUBS AND ORGANIZATIONS | | | | | |
| 4040 | Art | 322.05 | 0.00 | 0.00 | 0.00 | 322.05 |
| 4060 | Band | 2,676.81 | 0.00 | 0.00 | 0.00 | 2,676.81 |
| 4080 | Book Club | 213.17 | 0.00 | 0.00 | 0.00 | 213.17 |
| 4100 | Builders Club | 337.27 | 0.00 | 0.00 | 0.00 | 337.27 |
| 4220 | Drama Club | 49.75 | 0.00 | 0.00 | 0.00 | 49.75 |
| 4260 | FCS Club | 2,404.61 | 0.00 | 0.00 | 0.00 | 2,404.61 |
| 4370 | Industrial Arts | 10,705.91 | 0.00 | 0.00 | 0.00 | 10,705.91 |
| 4440 | Leadership Club | 1,299.15 | 0.00 | 0.00 | 0.00 | 1,299.15 |
| 4500 | Music | 1,946.28 | 0.00 | 0.00 | 0.00 | 1,946.28 |
| 4540 | Other Clubs | 0.00 | 0.00 | 0.00 | 0.00 | 0.00 |
| 4560 | Photography Club | 79.58 | 0.00 | 0.00 | 0.00 | 79.58 |
| 4590 | Renaissance Program | 384.79 | 0.00 | 0.00 | 0.00 | 384.79 |
| 4630 | Science Club | 0.99 | 0.00 | 0.00 | 0.00 | 0.99 |
| 4710 | Student Council | 4,343.42 | 0.00 | 0.00 | 0.00 | 4,343.42 |
| 4740 | Volleyball Club | 0.00 | 0.00 | 0.00 | 0.00 | 0.00 |
| 4750 | Volunteer Club | 0.00 | 0.00 | 0.00 | 0.00 | 0.00 |
| 4770 | Yearbook | 2,129.09 | 0.00 | 0.00 | 0.00 | 2,129.09 |
| 4780 | Youth to Youth | 1,248.76 | 0.00 | 0.00 | 0.00 | 1,248.76 |
| | D Totals: | 28,141.63 | 0.00 | 0.00 | 0.00 | 28,141.63 |
| E | ADMINISTRATIVE CUSTODIAL | | | | | |
| 5020 | Fines | 7,572.07 | 0.00 | 0.00 | 0.00 | 7,572.07 |
| 5030 | Counseling Center | -105.92 | 0.00 | 0.00 | 0.00 | -105.92 |
| 5040 | Fundraising-General | 7,918.95 | 0.00 | 0.00 | 0.00 | 7,918.95 |
| 5050 | HAL | 0.00 | 0.00 | 0.00 | 0.00 | 0.00 |
| 5060 | Hospitality | 736.43 | 0.00 | 0.00 | 0.00 | 736.43 |
| 5070 | Library | 1,595.32 | 0.00 | 0.00 | 0.00 | 1,595.32 |
| 5100 | Other Adm Custodial | 1,371.81 | 0.00 | 0.00 | 0.00 | 1,371.81 |
| 5110 | Other Student Activities | 0.00 | 0.00 | 0.00 | 0.00 | 0.00 |
| 5120 | P.E. | 1,174.34 | 0.00 | 0.00 | 0.00 | 1,174.34 |

Current Cash Balance

Sorted by Site ID, Group ID, Activity ID.
From 07/01/2014 to 07/31/2014.

| Site ID Group ID | Site Name Group Name | Activity ID | Activity Name | Beginning Cash | Receipts | Disbursements | Adjustments | Cash Balance |
|---------------------|-------------------------|----------------|-----------------------------------|----------------|----------|---------------|-------------|--------------|
| | | 5165 | Logo Sales | 4,280.91 | 0.00 | 0.00 | 0.00 | 4,280.91 |
| | | 5200 | Outdoor Learning Environment | 1,639.96 | 0.00 | 0.00 | 0.00 | 1,639.96 |
| | | 5215 | Special Events | 8,380.36 | 0.00 | 0.00 | 0.00 | 8,380.36 |
| | E | Totals: | | 34,564.23 | 0.00 | 0.00 | 0.00 | 34,564.23 |
| Q | STUDENT FEE FUND | | | | | | | |
| | | 7060 | 6th Grade Field Trips | 585.02 | 0.00 | 0.00 | 0.00 | 585.02 |
| | | 7070 | 7th Grade Field Trips | -814.84 | 0.00 | 0.00 | 0.00 | -814.84 |
| | | 7080 | 8th Grade Field Trips | -124.30 | 0.00 | 0.00 | 0.00 | -124.30 |
| | | 7150 | Jumpstart | 2.03 | 0.00 | 0.00 | 0.00 | 2.03 |
| | | 7170 | Participation Fees - Clubs & Orgs | 0.00 | 0.00 | 0.00 | 0.00 | 0.00 |
| | | 7900 | Field Trips-Other | 2.00 | 0.00 | 0.00 | 0.00 | 2.00 |
| | | 7901 | Student Transportation | 0.00 | 0.00 | 0.00 | 0.00 | 0.00 |
| | Q | Totals: | | -350.09 | 0.00 | 0.00 | 0.00 | -350.09 |
| S | ATHLETIC | | | | | | | |
| | | 9050 | Athletic-General | 9,687.46 | 0.00 | 0.00 | 0.00 | 9,687.46 |
| | S | Totals: | | 9,687.46 | 0.00 | 0.00 | 0.00 | 9,687.46 |
| | AMS | Totals: | | 105,560.42 | 4.49 | 121.90 | 0.00 | 105,443.01 |

Current Cash Balance

Sorted by Site ID, Group ID, Activity ID.
From 07/01/2014 to 07/31/2014.

| Site ID Group ID | Site Name Group Name | Activity ID | Activity Name | Beginning Cash | Receipts | Disbursements | Adjustments | Cash Balance |
|---------------------|--------------------------|----------------------------|---------------|----------------|----------|---------------|-------------|--------------|
| BMS | Beadle Middle School | | | | | | | |
| A | ACTIVITY GENERAL | | | | | | | |
| | 1010 | General Admin | | 31.94 | 2.88 | 0.00 | 0.00 | 34.82 |
| | 1025 | Savings | | 0.00 | 0.00 | 0.00 | 0.00 | 0.00 |
| | 1030 | Staff Vending | | 1,715.14 | 0.00 | 131.31 | 0.00 | 1,583.83 |
| | 1035 | Student Vending | | 3,476.82 | 0.00 | 169.22 | 0.00 | 3,307.60 |
| | 1040 | Donations | | 0.00 | 0.00 | 0.00 | 0.00 | 0.00 |
| | 1070 | Start Up Cash | | 0.00 | 0.00 | 0.00 | 0.00 | 0.00 |
| | 1080 | Next Year Monies | | 332.19 | 0.00 | 0.00 | 0.00 | 332.19 |
| | | A Totals: | | 5,556.09 | 2.88 | 300.53 | 0.00 | 5,258.44 |
| B | Athletics-Girls | | | | | | | |
| | 2013 | Misc. Expenditures - Girls | | 197.44 | 0.00 | 0.00 | 0.00 | 197.44 |
| | | B Totals: | | 197.44 | 0.00 | 0.00 | 0.00 | 197.44 |
| C | Athletics-Boys | | | | | | | |
| | 3013 | Misc. Expenditures - Boys | | 75.68 | 130.00 | 0.00 | 0.00 | 205.68 |
| | | C Totals: | | 75.68 | 130.00 | 0.00 | 0.00 | 205.68 |
| D | CLUBS AND ORGANIZATIONS | | | | | | | |
| | 4040 | Art | | 161.50 | 0.00 | 0.00 | 0.00 | 161.50 |
| | 4060 | Band | | 0.00 | 0.00 | 0.00 | 0.00 | 0.00 |
| | 4170 | Cross Country Club | | 156.38 | 0.00 | 0.00 | 0.00 | 156.38 |
| | 4190 | Dance | | 3.71 | 0.00 | 0.00 | 0.00 | 3.71 |
| | 4200 | Debate Team | | -10.10 | 0.00 | 0.00 | 0.00 | -10.10 |
| | 4220 | Drama Club | | 0.00 | 0.00 | 0.00 | 0.00 | 0.00 |
| | 4230 | Environmental Club | | 335.40 | 0.00 | 0.00 | 0.00 | 335.40 |
| | 4260 | FCS Club | | 500.99 | 0.00 | 0.00 | 0.00 | 500.99 |
| | 4320 | Future Educators | | 18.87 | 0.00 | 0.00 | 0.00 | 18.87 |
| | 4540 | Other Clubs | | 12.63 | 0.00 | 0.00 | 0.00 | 12.63 |
| | 4570 | Play Production | | 4,061.29 | 0.00 | 0.00 | 0.00 | 4,061.29 |
| | 4630 | Science Club | | 59.58 | 15.00 | 0.00 | 0.00 | 74.58 |
| | 4690 | Spirit Shop | | 4,330.82 | 0.00 | 0.00 | 0.00 | 4,330.82 |
| | 4710 | Student Council | | 1,030.72 | 0.00 | 0.00 | 0.00 | 1,030.72 |
| | 4770 | Yearbook | | 20,549.09 | 0.00 | 0.00 | 0.00 | 20,549.09 |
| | 4780 | Youth to Youth | | 292.61 | 24.00 | 0.00 | 0.00 | 316.61 |
| | | D Totals: | | 31,503.49 | 39.00 | 0.00 | 0.00 | 31,542.49 |
| E | ADMINISTRATIVE CUSTODIAL | | | | | | | |
| | 5025 | Fines - Library Book | | 888.20 | 0.00 | 0.00 | 0.00 | 888.20 |
| | 5030 | Counseling Center | | 183.24 | 0.00 | 0.00 | 0.00 | 183.24 |
| | 5040 | Fundraising-General | | 0.00 | 0.00 | 0.00 | 0.00 | 0.00 |
| | 5050 | HAL | | -10.00 | 0.00 | 0.00 | 0.00 | -10.00 |
| | 5060 | Hospitality | | 2,327.76 | 0.00 | 147.56 | 0.00 | 2,180.20 |
| | 5070 | Library | | 1,353.40 | 0.00 | 0.00 | 0.00 | 1,353.40 |
| | 5120 | P.E. | | 1,716.01 | 0.00 | 0.00 | 0.00 | 1,716.01 |
| | 5180 | Teacher Fund/Grants | | 2,412.79 | 0.00 | 0.00 | 0.00 | 2,412.79 |

Current Cash Balance

Sorted by Site ID, Group ID, Activity ID.
From 07/01/2014 to 07/31/2014.

| Site ID | Site Name | | | | | | |
|-------------|-----------------------------------|----------------|----------|---------------|-------------|--------------|--|
| Group ID | Group Name | | | | | | |
| Activity ID | Activity Name | Beginning Cash | Receipts | Disbursements | Adjustments | Cash Balance | |
| 5220 | Site Improvements | 10,258.01 | 0.00 | 41.13 | 0.00 | 10,216.88 | |
| E Totals: | | 19,129.41 | 0.00 | 188.69 | 0.00 | 18,940.72 | |
| Q | STUDENT FEE FUND | | | | | | |
| 7060 | 6th Grade Field Trips | 61.01 | 0.00 | 0.00 | 0.00 | 61.01 | |
| 7100 | After School Program | 149.80 | 0.00 | 0.00 | 0.00 | 149.80 | |
| 7150 | Jumpstart | -784.61 | 490.00 | 0.00 | 0.00 | -294.61 | |
| 7170 | Participation Fees - Clubs & Orgs | 0.00 | 0.00 | 0.00 | 0.00 | 0.00 | |
| 7901 | Student Transportation | 0.00 | 0.00 | 0.00 | 0.00 | 0.00 | |
| Q Totals: | | -573.80 | 490.00 | 0.00 | 0.00 | -83.80 | |
| BMS Totals: | | 55,888.31 | 661.88 | 489.22 | 0.00 | 56,060.97 | |

Current Cash Balance

Sorted by Site ID, Group ID, Activity ID.
From 07/01/2014 to 07/31/2014.

| Site ID | Site Name | | | | | |
|-------------|---------------------------------|-----------------|-------------|---------------|-------------|-----------------|
| Group ID | Group Name | | | | | |
| Activity ID | Activity Name | Beginning Cash | Receipts | Disbursements | Adjustments | Cash Balance |
| CMS | Central Middle School | | | | | |
| A | ACTIVITY GENERAL | | | | | |
| 1010 | General Admin | 298.65 | 1.92 | 0.00 | 0.00 | 300.57 |
| 1025 | Savings | 0.00 | 0.00 | 0.00 | 0.00 | 0.00 |
| 1030 | Staff Vending | 149.24 | 0.00 | 0.00 | 0.00 | 149.24 |
| 1035 | Student Vending | 4,386.02 | 0.00 | 0.00 | 0.00 | 4,386.02 |
| 1040 | Donations | 0.00 | 0.00 | 0.00 | 0.00 | 0.00 |
| 1050 | Projects/Support | 0.00 | 0.00 | 0.00 | 0.00 | 0.00 |
| | A Totals: | 4,833.91 | 1.92 | 0.00 | 0.00 | 4,835.83 |
| B | Athletics-Girls | | | | | |
| 2013 | Misc. Expenditures - Girls | 3,744.36 | 0.00 | 0.00 | 0.00 | 3,744.36 |
| | B Totals: | 3,744.36 | 0.00 | 0.00 | 0.00 | 3,744.36 |
| C | Athletics-Boys | | | | | |
| 3013 | Misc. Expenditures - Boys | -363.06 | 0.00 | 0.00 | 0.00 | -363.06 |
| | C Totals: | -363.06 | 0.00 | 0.00 | 0.00 | -363.06 |
| D | CLUBS AND ORGANIZATIONS | | | | | |
| 4010 | 40 Assets | 0.00 | 0.00 | 0.00 | 0.00 | 0.00 |
| 4040 | Art | 348.03 | 0.00 | 91.85 | 0.00 | 256.18 |
| 4060 | Band | 0.00 | 0.00 | 0.00 | 0.00 | 0.00 |
| 4090 | Bowling Club | 0.00 | 0.00 | 0.00 | 0.00 | 0.00 |
| 4170 | Cross Country Club | -15.75 | 0.00 | 0.00 | 0.00 | -15.75 |
| 4220 | Drama Club | 1,112.64 | 0.00 | 0.00 | 0.00 | 1,112.64 |
| 4260 | FCS Club | 7.74 | 0.00 | 0.00 | 0.00 | 7.74 |
| 4500 | Music | 1,093.71 | 0.00 | 0.00 | 0.00 | 1,093.71 |
| 4530 | Orchestra | -30.91 | 0.00 | 0.00 | 6.00 | -24.91 |
| 4540 | Other Clubs | 115.50 | 0.00 | 0.00 | 0.00 | 115.50 |
| 4670 | SPARKS | 4.74 | 0.00 | 0.00 | 0.00 | 4.74 |
| 4710 | Student Council | 1,546.27 | 0.00 | 0.00 | 0.00 | 1,546.27 |
| 4760 | World Language | 0.00 | 0.00 | 0.00 | 0.00 | 0.00 |
| 4770 | Yearbook | 619.29 | 0.00 | 0.00 | 0.00 | 619.29 |
| | D Totals: | 4,801.26 | 0.00 | 91.85 | 6.00 | 4,715.41 |
| E | ADMINISTRATIVE CUSTODIAL | | | | | |
| 5020 | Fines | 761.82 | 10.00 | 0.00 | 0.00 | 771.82 |
| 5040 | Fundraising-General | 1,825.76 | 23.50 | 243.02 | 0.00 | 1,606.24 |
| 5050 | HAL | 0.00 | 0.00 | 0.00 | 0.00 | 0.00 |
| 5060 | Hospitality | 0.00 | 0.00 | 0.00 | 0.00 | 0.00 |
| 5070 | Library | 446.29 | 0.00 | 0.00 | 0.00 | 446.29 |
| 5075 | Mentoring | 207.80 | 0.00 | 0.00 | 0.00 | 207.80 |
| 5085 | MSAP | 570.48 | 0.00 | 0.00 | 0.00 | 570.48 |
| 5090 | Montessori | 242.15 | 0.00 | 0.00 | 0.00 | 242.15 |
| 5093 | Montessori 7/8 Sales | 2,856.38 | 0.00 | 1,999.86 | 0.00 | 856.52 |
| 5095 | Montessori Fundraising | 15,169.12 | 0.00 | 0.00 | 150.00 | 15,319.12 |
| 5100 | Other Adm Custodial | 0.00 | 0.00 | 0.00 | 0.00 | 0.00 |

Current Cash Balance

Sorted by Site ID, Group ID, Activity ID.
From 07/01/2014 to 07/31/2014.

| Site ID Group ID | Site Name Group Name | Activity ID | Activity Name | Beginning Cash | Receipts | Disbursements | Adjustments | Cash Balance |
|---------------------|-------------------------|-------------|-----------------------------------|----------------|----------|---------------|-------------|--------------|
| | | 5110 | Other Student Activities | 1,711.96 | 225.00 | 0.00 | 0.00 | 1,936.96 |
| | | 5120 | P.E. | 0.00 | 0.00 | 0.00 | 0.00 | 0.00 |
| | | 5140 | PayBac | 16.48 | 0.00 | 0.00 | 0.00 | 16.48 |
| | | 5170 | Student Notebooks | 44.82 | 0.00 | 0.00 | 0.00 | 44.82 |
| | | 5180 | Teacher Fund/Grants | 1,809.65 | 0.00 | 493.50 | 0.00 | 1,316.15 |
| | | 5185 | Technology | 0.00 | 0.00 | 0.00 | 0.00 | 0.00 |
| | | 5210 | Zone | 83.13 | 0.00 | 0.00 | 0.00 | 83.13 |
| E Totals: | | | | 25,745.84 | 258.50 | 2,736.38 | 150.00 | 23,417.96 |
| Q | STUDENT FEE FUND | | | | | | | |
| | | 7060 | 6th Grade Field Trips | -12.53 | 26.25 | 0.00 | 0.00 | 13.72 |
| | | 7070 | 7th Grade Field Trips | 123.19 | 0.00 | 44.90 | 0.00 | 78.29 |
| | | 7080 | 8th Grade Field Trips | -436.52 | 0.00 | 0.00 | 0.00 | -436.52 |
| | | 7135 | Montessori 6-8 | -11,194.85 | 150.00 | 0.00 | -150.00 | -11,194.85 |
| | | 7150 | Jumpstart | 1,102.70 | 40.00 | 55.19 | 0.00 | 1,087.51 |
| | | 7170 | Participation Fees - Clubs & Orgs | 760.00 | 0.00 | 0.00 | 0.00 | 760.00 |
| | | 7900 | Field Trips-Other | -251.24 | 21.00 | 0.00 | -6.00 | -236.24 |
| | | 7901 | Student Transportation | 0.00 | 0.00 | 0.00 | 0.00 | 0.00 |
| Q Totals: | | | | -9,909.25 | 237.25 | 100.09 | -156.00 | -9,928.09 |
| S | ATHLETIC | | | | | | | |
| | | 9070 | Miscellaneous Receipts | 193.13 | 0.00 | 0.00 | 0.00 | 193.13 |
| S Totals: | | | | 193.13 | 0.00 | 0.00 | 0.00 | 193.13 |
| CMS Totals: | | | | 29,046.19 | 497.67 | 2,928.32 | 0.00 | 26,615.54 |

Current Cash Balance

Sorted by Site ID, Group ID, Activity ID.
From 07/01/2014 to 07/31/2014.

| Site ID Group ID | Site Name Group Name | Activity ID | Activity Name | Beginning Cash | Receipts | Disbursements | Adjustments | Cash Balance |
|---------------------|--------------------------|----------------------------|---------------|----------------|----------|---------------|-------------|--------------|
| KMS | Kiewit Middle School | | | | | | | |
| A | ACTIVITY GENERAL | | | | | | | |
| | 1010 | General Admin | | 2,770.31 | 0.00 | 0.00 | 0.00 | 2,770.31 |
| | 1025 | Savings | | 58,551.58 | 0.00 | 0.00 | 0.00 | 58,551.58 |
| | 1030 | Staff Vending | | 4,118.10 | 0.00 | 0.00 | 0.00 | 4,118.10 |
| | 1035 | Student Vending | | 52,244.88 | 0.00 | 0.00 | 0.00 | 52,244.88 |
| | 1050 | Projects/Support | | 19,223.97 | 0.00 | 0.00 | 0.00 | 19,223.97 |
| | | A Totals: | | 136,908.84 | 0.00 | 0.00 | 0.00 | 136,908.84 |
| B | Athletics-Girls | | | | | | | |
| | 2013 | Misc. Expenditures - Girls | | 3,580.21 | 0.00 | 0.00 | 0.00 | 3,580.21 |
| | | B Totals: | | 3,580.21 | 0.00 | 0.00 | 0.00 | 3,580.21 |
| C | Athletics-Boys | | | | | | | |
| | 3013 | Misc. Expenditures - Boys | | 1,893.88 | 0.00 | 0.00 | 0.00 | 1,893.88 |
| | 3052 | Camps - Boys Basketball | | 0.00 | 0.00 | 0.00 | 0.00 | 0.00 |
| | | C Totals: | | 1,893.88 | 0.00 | 0.00 | 0.00 | 1,893.88 |
| D | CLUBS AND ORGANIZATIONS | | | | | | | |
| | 4040 | Art | | 601.55 | 0.00 | 0.00 | 0.00 | 601.55 |
| | 4060 | Band | | 0.00 | 0.00 | 0.00 | 0.00 | 0.00 |
| | 4130 | Chess Club | | 0.00 | 0.00 | 0.00 | 0.00 | 0.00 |
| | 4220 | Drama Club | | 3,028.58 | 0.00 | 0.00 | 0.00 | 3,028.58 |
| | 4260 | FCS Club | | 220.18 | 0.00 | 0.00 | 0.00 | 220.18 |
| | 4370 | Industrial Arts | | 16,950.24 | 0.00 | 0.00 | 0.00 | 16,950.24 |
| | 4380 | International Club | | 51.96 | 0.00 | 0.00 | 0.00 | 51.96 |
| | 4500 | Music | | -8.08 | 0.00 | 0.00 | 0.00 | -8.08 |
| | 4540 | Other Clubs | | 23.58 | 0.00 | 0.00 | 0.00 | 23.58 |
| | 4630 | Science Club | | 210.00 | 0.00 | 0.00 | 0.00 | 210.00 |
| | 4680 | Speech Club | | 374.00 | 0.00 | 0.00 | 0.00 | 374.00 |
| | 4710 | Student Council | | 4,569.63 | 0.00 | 0.00 | 0.00 | 4,569.63 |
| | 4750 | Volunteer Club | | 7,778.31 | 0.00 | 0.00 | 0.00 | 7,778.31 |
| | 4770 | Yearbook | | 45,620.98 | 0.00 | 300.00 | 0.00 | 45,320.98 |
| | 4780 | Youth to Youth | | 0.00 | 0.00 | 0.00 | 0.00 | 0.00 |
| | | D Totals: | | 79,420.93 | 0.00 | 300.00 | 0.00 | 79,120.93 |
| E | ADMINISTRATIVE CUSTODIAL | | | | | | | |
| | 5040 | Fundraising-General | | 13,530.03 | 0.00 | 0.00 | 0.00 | 13,530.03 |
| | 5050 | HAL | | -50.12 | 0.00 | 0.00 | 0.00 | -50.12 |
| | 5060 | Hospitality | | 1,077.35 | 0.00 | 25.00 | 0.00 | 1,052.35 |
| | 5070 | Library | | 6,682.64 | 0.00 | 64.43 | 0.00 | 6,618.21 |
| | 5120 | P.E. | | 1,782.93 | 0.00 | 0.00 | 0.00 | 1,782.93 |
| | 5140 | PayBac | | 10,938.69 | 0.00 | 0.00 | 0.00 | 10,938.69 |
| | 5165 | Logo Sales | | 41,148.82 | 0.00 | 675.25 | 0.00 | 40,473.57 |
| | 5175 | Student Scholarships | | 1,536.06 | 0.00 | 0.00 | 0.00 | 1,536.06 |
| | 5180 | Teacher Fund/Grants | | 412.01 | 0.00 | 0.00 | 0.00 | 412.01 |
| | 5185 | Technology | | 0.00 | 0.00 | 0.00 | 0.00 | 0.00 |

Current Cash Balance

Sorted by Site ID, Group ID, Activity ID.
From 07/01/2014 to 07/31/2014.

| Site ID | Site Name | | | | | | |
|-------------|-----------------------------------|--|----------------|----------|---------------|-------------|--------------|
| Group ID | Group Name | | | | | | |
| Activity ID | Activity Name | | Beginning Cash | Receipts | Disbursements | Adjustments | Cash Balance |
| E | Totals: | | 77,058.41 | 0.00 | 764.68 | 0.00 | 76,293.73 |
| Q | STUDENT FEE FUND | | | | | | |
| 7060 | 6th Grade Field Trips | | 0.00 | 0.00 | 0.00 | 0.00 | 0.00 |
| 7070 | 7th Grade Field Trips | | 0.00 | 0.00 | 0.00 | 0.00 | 0.00 |
| 7080 | 8th Grade Field Trips | | 0.00 | 0.00 | 0.00 | 0.00 | 0.00 |
| 7100 | After School Program | | 1,873.27 | 0.00 | 156.29 | 0.00 | 1,716.98 |
| 7140 | Mini-Classes | | 0.00 | 0.00 | 0.00 | 0.00 | 0.00 |
| 7170 | Participation Fees - Clubs & Orgs | | 1,860.00 | 0.00 | 0.00 | 0.00 | 1,860.00 |
| 7901 | Student Transportation | | 146.86 | 0.00 | 200.00 | 0.00 | -53.14 |
| Q | Totals: | | 3,880.13 | 0.00 | 356.29 | 0.00 | 3,523.84 |
| KMS | Totals: | | 302,742.40 | 0.00 | 1,420.97 | 0.00 | 301,321.43 |

Current Cash Balance

Sorted by Site ID, Group ID, Activity ID.
From 07/01/2014 to 07/31/2014.

| Site ID | Site Name | | | | | |
|-------------|------------------------------|----------------|----------|---------------|-------------|--------------|
| Group ID | Group Name | | | | | |
| Activity ID | Activity Name | Beginning Cash | Receipts | Disbursements | Adjustments | Cash Balance |
| NMS | North Middle School | | | | | |
| A | ACTIVITY GENERAL | | | | | |
| 1010 | General Admin | 2,068.85 | 4.36 | 0.00 | 0.00 | 2,073.21 |
| 1025 | Savings | 0.00 | 0.00 | 0.00 | 0.00 | 0.00 |
| 1030 | Staff Vending | 242.05 | 0.00 | 0.00 | 0.00 | 242.05 |
| 1035 | Student Vending | 2,002.66 | 0.00 | 0.00 | 0.00 | 2,002.66 |
| 1040 | Donations | 6,805.25 | 0.00 | 0.00 | 0.00 | 6,805.25 |
| 1080 | Next Year Monies | 0.00 | 0.00 | 0.00 | 0.00 | 0.00 |
| | A Totals: | 11,118.81 | 4.36 | 0.00 | 0.00 | 11,123.17 |
| B | Athletics-Girls | | | | | |
| 2003 | Entry Fees - Girls | 0.00 | 0.00 | 0.00 | 0.00 | 0.00 |
| | B Totals: | 0.00 | 0.00 | 0.00 | 0.00 | 0.00 |
| D | CLUBS AND ORGANIZATIONS | | | | | |
| 4040 | Art | 0.00 | 0.00 | 0.00 | 0.00 | 0.00 |
| 4060 | Band | 0.00 | 0.00 | 0.00 | 0.00 | 0.00 |
| 4130 | Chess Club | -86.48 | 0.00 | 0.00 | 0.00 | -86.48 |
| 4140 | Choir | 0.00 | 0.00 | 0.00 | 0.00 | 0.00 |
| 4170 | Cross Country Club | -383.00 | 0.00 | 0.00 | 0.00 | -383.00 |
| 4220 | Drama Club | 5,133.70 | 0.00 | 0.00 | 0.00 | 5,133.70 |
| 4260 | FCS Club | 0.00 | 0.00 | 0.00 | 0.00 | 0.00 |
| 4290 | Forensics | 0.00 | 0.00 | 0.00 | 0.00 | 0.00 |
| 4370 | Industrial Arts | 3,182.83 | 0.00 | 0.00 | 0.00 | 3,182.83 |
| 4380 | International Club | 307.10 | 0.00 | 0.00 | 0.00 | 307.10 |
| 4490 | M-Club | 0.00 | 0.00 | 0.00 | 0.00 | 0.00 |
| 4540 | Other Clubs | 0.00 | 0.00 | 0.00 | 0.00 | 0.00 |
| 4600 | Robotics & Engineering Club | 0.00 | 0.00 | 0.00 | 0.00 | 0.00 |
| 4690 | Spirit Shop | 0.00 | 0.00 | 0.00 | 0.00 | 0.00 |
| 4710 | Student Council | 8,375.41 | 0.00 | 0.00 | 0.00 | 8,375.41 |
| 4750 | Volunteer Club | 0.00 | 0.00 | 0.00 | 0.00 | 0.00 |
| 4770 | Yearbook | -154.02 | 0.00 | 0.00 | 0.00 | -154.02 |
| 4780 | Youth to Youth | 904.88 | 0.00 | 0.00 | 0.00 | 904.88 |
| | D Totals: | 17,280.42 | 0.00 | 0.00 | 0.00 | 17,280.42 |
| E | ADMINISTRATIVE CUSTODIAL | | | | | |
| 5040 | Fundraising-General | 30,708.31 | 0.00 | 0.00 | 0.00 | 30,708.31 |
| 5050 | HAL | 224.96 | 0.00 | 0.00 | 0.00 | 224.96 |
| 5060 | Hospitality | 282.59 | 0.00 | 0.00 | 0.00 | 282.59 |
| 5070 | Library | 1,760.56 | 0.00 | 0.00 | 0.00 | 1,760.56 |
| 5120 | P.E. | 0.00 | 0.00 | 0.00 | 0.00 | 0.00 |
| 5200 | Outdoor Learning Environment | 0.00 | 0.00 | 0.00 | 0.00 | 0.00 |
| 5215 | Special Events | 1,307.27 | 0.00 | 0.00 | 0.00 | 1,307.27 |
| | E Totals: | 34,283.69 | 0.00 | 0.00 | 0.00 | 34,283.69 |
| Q | STUDENT FEE FUND | | | | | |
| 7060 | 6th Grade Field Trips | 0.00 | 0.00 | 0.00 | 0.00 | 0.00 |

Current Cash Balance

Sorted by Site ID, Group ID, Activity ID.
From 07/01/2014 to 07/31/2014.

| Site ID | Site Name | | | | | | |
|-------------|-----------------------------------|----------------|----------|---------------|-------------|--------------|--|
| Group ID | Group Name | | | | | | |
| Activity ID | Activity Name | Beginning Cash | Receipts | Disbursements | Adjustments | Cash Balance | |
| 7070 | 7th Grade Field Trips | 0.00 | 0.00 | 0.00 | 0.00 | 0.00 | |
| 7080 | 8th Grade Field Trips | 0.00 | 0.00 | 0.00 | 0.00 | 0.00 | |
| 7150 | Jumpstart | 1,036.76 | 0.00 | 0.00 | 0.00 | 1,036.76 | |
| 7170 | Participation Fees - Clubs & Orgs | 1,157.16 | 0.00 | 0.00 | 0.00 | 1,157.16 | |
| 7900 | Field Trips-Other | 0.00 | 0.00 | 0.00 | 0.00 | 0.00 | |
| 7901 | Student Transportation | 0.00 | 0.00 | 0.00 | 0.00 | 0.00 | |
| Q Totals: | | 2,193.92 | 0.00 | 0.00 | 0.00 | 2,193.92 | |
| NMS Totals: | | 64,876.84 | 4.36 | 0.00 | 0.00 | 64,881.20 | |

Current Cash Balance

Sorted by Site ID, Group ID, Activity ID.
From 07/01/2014 to 07/31/2014.

| Site ID | Site Name | | | | | |
|-------------|-----------------------------------|----------------|----------|---------------|-------------|--------------|
| Group ID | Group Name | | | | | |
| Activity ID | Activity Name | Beginning Cash | Receipts | Disbursements | Adjustments | Cash Balance |
| RMS | Russell Middle School | | | | | |
| A | ACTIVITY GENERAL | | | | | |
| 1010 | General Admin | 3,998.38 | 4.77 | 53.85 | 0.00 | 3,949.30 |
| 1030 | Staff Vending | 434.68 | 0.00 | 0.00 | 0.00 | 434.68 |
| 1035 | Student Vending | -735.13 | 0.00 | 0.00 | 0.00 | -735.13 |
| 1040 | Donations | 31,086.47 | 0.00 | 133.70 | 0.00 | 30,952.77 |
| | A Totals: | 34,784.40 | 4.77 | 187.55 | 0.00 | 34,601.62 |
| B | Athletics-Girls | | | | | |
| 2013 | Misc. Expenditures - Girls | 4,129.72 | 0.00 | 0.00 | 0.00 | 4,129.72 |
| | B Totals: | 4,129.72 | 0.00 | 0.00 | 0.00 | 4,129.72 |
| C | Athletics-Boys | | | | | |
| 3013 | Misc. Expenditures - Boys | -270.26 | 0.00 | 0.00 | 4,165.00 | 3,894.74 |
| | C Totals: | -270.26 | 0.00 | 0.00 | 4,165.00 | 3,894.74 |
| D | CLUBS AND ORGANIZATIONS | | | | | |
| 4040 | Art | 308.92 | 0.00 | 0.00 | 0.00 | 308.92 |
| 4180 | Culinary Competition | 0.00 | 0.00 | 0.00 | 0.00 | 0.00 |
| 4260 | FCS Club | 788.44 | 0.00 | 0.00 | 0.00 | 788.44 |
| 4370 | Industrial Arts | -4,311.09 | 0.00 | 486.00 | 0.00 | -4,797.09 |
| 4500 | Music | -172.54 | 0.00 | -65.00 | 0.00 | -107.54 |
| 4530 | Orchestra | 68.48 | 0.00 | 0.00 | 0.00 | 68.48 |
| 4540 | Other Clubs | 294.96 | 0.00 | 0.00 | 0.00 | 294.96 |
| 4710 | Student Council | 515.54 | 0.00 | 0.00 | 0.00 | 515.54 |
| 4770 | Yearbook | 44,397.91 | 0.00 | 0.00 | 0.00 | 44,397.91 |
| | D Totals: | 41,890.62 | 0.00 | 421.00 | 0.00 | 41,469.62 |
| E | ADMINISTRATIVE CUSTODIAL | | | | | |
| 5025 | Fines - Library Book | 0.00 | 0.00 | 0.00 | 0.00 | 0.00 |
| 5030 | Counseling Center | 637.93 | 0.00 | 0.00 | 0.00 | 637.93 |
| 5040 | Fundraising-General | 2,108.86 | 0.00 | 0.00 | 0.00 | 2,108.86 |
| 5050 | HAL | -10.52 | 0.00 | 0.00 | 0.00 | -10.52 |
| 5060 | Hospitality | 539.69 | 0.00 | 0.00 | 0.00 | 539.69 |
| 5070 | Library | 218.15 | 0.00 | 0.00 | 0.00 | 218.15 |
| 5100 | Other Adm Custodial | 0.00 | 0.00 | 0.00 | 0.00 | 0.00 |
| 5110 | Other Student Activities | 0.00 | 0.00 | 0.00 | 0.00 | 0.00 |
| 5120 | P.E. | 316.46 | 0.00 | 0.00 | 0.00 | 316.46 |
| 5165 | Logo Sales | -4,454.86 | 0.00 | 0.00 | 0.00 | -4,454.86 |
| | E Totals: | -644.29 | 0.00 | 0.00 | 0.00 | -644.29 |
| Q | STUDENT FEE FUND | | | | | |
| 7060 | 6th Grade Field Trips | 80.65 | 0.00 | 0.00 | 0.00 | 80.65 |
| 7070 | 7th Grade Field Trips | 135.66 | 0.00 | 0.00 | 0.00 | 135.66 |
| 7080 | 8th Grade Field Trips | 0.00 | 0.00 | 0.00 | 0.00 | 0.00 |
| 7150 | Jumpstart | 1,031.30 | 0.00 | 0.00 | 0.00 | 1,031.30 |
| 7170 | Participation Fees - Clubs & Orgs | 0.00 | 0.00 | 0.00 | 0.00 | 0.00 |

Current Cash Balance

Sorted by Site ID, Group ID, Activity ID.
From 07/01/2014 to 07/31/2014.

| Site ID Group ID | Site Name | | | | | | |
|---------------------|-------------|------------------------|----------------|----------|---------------|-------------|--------------|
| | Group Name | | | | | | |
| | Activity ID | Activity Name | Beginning Cash | Receipts | Disbursements | Adjustments | Cash Balance |
| | 7900 | Field Trips-Other | 0.00 | 0.00 | 0.00 | 0.00 | 0.00 |
| | 7901 | Student Transportation | 0.00 | 0.00 | 0.00 | 0.00 | 0.00 |
| | | Q Totals: | 1,247.61 | 0.00 | 0.00 | 0.00 | 1,247.61 |
| S | | ATHLETIC | | | | | |
| | 9070 | Miscellaneous Receipts | 0.00 | 0.00 | 0.00 | 0.00 | 0.00 |
| | | S Totals: | 0.00 | 0.00 | 0.00 | 0.00 | 0.00 |
| | | RMS Totals: | 81,137.80 | 4.77 | 608.55 | 4,165.00 | 84,699.02 |

Current Cash Balance

Sorted by Site ID, Group ID, Activity ID.
From 07/01/2014 to 07/31/2014.

| Site ID | Site Name | | | | | |
|-------------|-----------------------------|----------------|----------|---------------|-------------|--------------|
| Group ID | Group Name | | | | | |
| Activity ID | Activity Name | Beginning Cash | Receipts | Disbursements | Adjustments | Cash Balance |
| Horizon | Millard Horizon High School | | | | | |
| A | ACTIVITY GENERAL | | | | | |
| 1010 | General Admin | -3,605.18 | 0.22 | 0.00 | 0.00 | -3,604.96 |
| 1030 | Staff Vending | 6,934.42 | 0.00 | 0.00 | 0.00 | 6,934.42 |
| | A Totals: | 3,329.24 | 0.22 | 0.00 | 0.00 | 3,329.46 |
| D | CLUBS AND ORGANIZATIONS | | | | | |
| 4650 | Skills USA | 696.00 | 0.00 | 109.10 | 0.00 | 586.90 |
| 4710 | Student Council | 159.14 | 0.00 | 0.00 | 0.00 | 159.14 |
| 4790 | DLM Academy | 265.02 | 0.00 | 0.00 | 0.00 | 265.02 |
| | D Totals: | 1,120.16 | 0.00 | 109.10 | 0.00 | 1,011.06 |
| E | ADMINISTRATIVE CUSTODIAL | | | | | |
| 5040 | Fundraising-General | 546.81 | 0.00 | 0.00 | 0.00 | 546.81 |
| | E Totals: | 546.81 | 0.00 | 0.00 | 0.00 | 546.81 |
| | Horizon Totals: | 4,996.21 | 0.22 | 109.10 | 0.00 | 4,887.33 |

Current Cash Balance

Sorted by Site ID, Group ID, Activity ID.
From 07/01/2014 to 07/31/2014.

| Site ID | Site Name | | | | | |
|-------------|---------------------------------------|----------------|-----------|---------------|-------------|--------------|
| Group ID | Group Name | | | | | |
| Activity ID | Activity Name | Beginning Cash | Receipts | Disbursements | Adjustments | Cash Balance |
| NHS | Millard North High School | | | | | |
| A | ACTIVITY GENERAL | | | | | |
| 1010 | General Admin | 14,626.83 | 28.75 | 173.00 | 0.00 | 14,482.58 |
| 1025 | Savings | -300,274.63 | 0.00 | 0.00 | 0.00 | -300,274.63 |
| 1030 | Staff Vending | 375.60 | 0.00 | 0.00 | 0.00 | 375.60 |
| 1035 | Student Vending | 46,917.00 | 56,860.00 | 0.00 | 0.00 | 103,777.00 |
| 1040 | Donations | 0.00 | 0.00 | 0.00 | 0.00 | 0.00 |
| 1050 | Projects/Support | 15,734.43 | 4,000.00 | 0.00 | 0.00 | 19,734.43 |
| 1070 | Start Up Cash | -400.00 | 0.00 | 400.00 | 100.00 | -700.00 |
| 1090 | Other Revenue | 2,130.98 | 0.00 | 0.00 | 0.00 | 2,130.98 |
| 1110 | Extracurr Transportation | -44,500.87 | 0.00 | 0.00 | 0.00 | -44,500.87 |
| | A Totals: | -265,390.66 | 60,888.75 | 573.00 | 100.00 | -204,974.91 |
| B | Athletics-Girls | | | | | |
| 2001 | Awards - Girls | 0.00 | 0.00 | 0.00 | 0.00 | 0.00 |
| 2002 | Camps - Girls | 0.00 | 0.00 | 0.00 | 0.00 | 0.00 |
| 2003 | Entry Fees - Girls | 5,130.00 | 0.00 | 0.00 | 0.00 | 5,130.00 |
| 2004 | Equipment - Girls | 0.00 | 0.00 | 0.00 | 0.00 | 0.00 |
| 2005 | Lodging - Girls | 0.00 | 0.00 | 0.00 | 0.00 | 0.00 |
| 2006 | Meals - Girls | 0.00 | 0.00 | 0.00 | 0.00 | 0.00 |
| 2007 | Officials - Girls | 0.00 | 0.00 | 0.00 | 0.00 | 0.00 |
| 2009 | Scouting - Girls | 0.00 | 0.00 | 0.00 | 0.00 | 0.00 |
| 2010 | Security - Girls | 0.00 | 0.00 | 0.00 | 0.00 | 0.00 |
| 2011 | Transportation - Girls | 50.00 | 0.00 | 0.00 | 0.00 | 50.00 |
| 2012 | Uniforms/Apparel - Girls | 0.00 | 0.00 | 0.00 | 0.00 | 0.00 |
| 2013 | Misc. Expenditures - Girls | 0.00 | 0.00 | 0.00 | 0.00 | 0.00 |
| 2051 | Awards - Girls Basketball | 0.00 | 0.00 | 0.00 | 0.00 | 0.00 |
| 2052 | Camps - Girls Basketball | 2,189.27 | 540.00 | 0.00 | 0.00 | 2,729.27 |
| 2053 | Entry Fees - Girls Basketball | -225.00 | 0.00 | 0.00 | 0.00 | -225.00 |
| 2054 | Equipment - Girls Basketball | -1,120.80 | 0.00 | 0.00 | 0.00 | -1,120.80 |
| 2055 | Lodging - Girls Basketball | 0.00 | 0.00 | 0.00 | 0.00 | 0.00 |
| 2056 | Meals - Girls Basketball | -66.00 | 0.00 | 0.00 | 0.00 | -66.00 |
| 2057 | Officials - Girls Basketball | -4,149.00 | 0.00 | 0.00 | 0.00 | -4,149.00 |
| 2058 | Prof. Development - Girls Basketball | -280.76 | 0.00 | 0.00 | 0.00 | -280.76 |
| 2059 | Scouting - Girls Basketball | 0.00 | 0.00 | 0.00 | 0.00 | 0.00 |
| 2060 | Security - Girls Basketball | -840.00 | 0.00 | 0.00 | 0.00 | -840.00 |
| 2061 | Transportation - Girls Basketball | -4,576.86 | 0.00 | 0.00 | 0.00 | -4,576.86 |
| 2062 | Uniforms/Apparel - Girls Basketball | -495.00 | 0.00 | 0.00 | 0.00 | -495.00 |
| 2063 | Misc. Expenditures - Girls Basketball | -304.00 | 0.00 | 0.00 | 0.00 | -304.00 |
| 2101 | Awards - Girls Cross Country | -33.08 | 0.00 | 0.00 | 0.00 | -33.08 |
| 2102 | Camps - Girls Cross Country | 1,480.50 | 0.00 | 0.00 | 0.00 | 1,480.50 |
| 2103 | Entry Fees - Girls Cross Country | -440.00 | 0.00 | 0.00 | 0.00 | -440.00 |
| 2104 | Equipment - Girls Cross Country | 0.00 | 0.00 | 0.00 | 0.00 | 0.00 |
| 2105 | Lodging - Girls Cross Country | -172.49 | 0.00 | 0.00 | 0.00 | -172.49 |
| 2106 | Meals - Girls Cross Country | -57.00 | 0.00 | 0.00 | 0.00 | -57.00 |
| 2107 | Officials - Girls Cross Country | 0.00 | 0.00 | 0.00 | 0.00 | 0.00 |

Current Cash Balance

Sorted by Site ID, Group ID, Activity ID.
From 07/01/2014 to 07/31/2014.

| Site ID Group ID | Site Name Group Name | Activity ID | Activity Name | Beginning Cash | Receipts | Disbursements | Adjustments | Cash Balance |
|---------------------|--|-------------|---------------|----------------|----------|---------------|-------------|--------------|
| 2108 | Prof. Development - Girls Cross Country | | | -135.44 | 0.00 | 0.00 | 0.00 | -135.44 |
| 2109 | Scouting - Girls Cross Country | | | 0.00 | 0.00 | 0.00 | 0.00 | 0.00 |
| 2110 | Security - Girls Cross Country | | | 0.00 | 0.00 | 0.00 | 0.00 | 0.00 |
| 2111 | Transportation - Girls Cross Country | | | -2,311.42 | 0.00 | 0.00 | 0.00 | -2,311.42 |
| 2112 | Uniforms/Apparel - Girls Cross Country | | | 0.00 | 0.00 | 0.00 | 0.00 | 0.00 |
| 2113 | Misc. Expenditures - Girls Cross Country | | | -19.23 | 0.00 | 0.00 | 0.00 | -19.23 |
| 2151 | Awards - Girls Golf | | | 0.00 | 0.00 | 0.00 | 0.00 | 0.00 |
| 2152 | Camps - Girls Golf | | | 4,928.81 | 210.00 | 1,868.72 | 0.00 | 3,270.09 |
| 2153 | Entry Fees - Girls Golf | | | -985.00 | 0.00 | 0.00 | 0.00 | -985.00 |
| 2154 | Equipment - Girls Golf | | | -738.00 | 0.00 | 0.00 | 0.00 | -738.00 |
| 2155 | Lodging - Girls Golf | | | -462.00 | 0.00 | 0.00 | 0.00 | -462.00 |
| 2156 | Meals - Girls Golf | | | -240.00 | 0.00 | 0.00 | 0.00 | -240.00 |
| 2157 | Officials - Girls Golf | | | 0.00 | 0.00 | 0.00 | 0.00 | 0.00 |
| 2158 | Prof. Development - Girls Golf | | | 0.00 | 0.00 | 0.00 | 0.00 | 0.00 |
| 2159 | Scouting - Girls Golf | | | 0.00 | 0.00 | 0.00 | 0.00 | 0.00 |
| 2160 | Security - Girls Golf | | | 0.00 | 0.00 | 0.00 | 0.00 | 0.00 |
| 2161 | Transportation - Girls Golf | | | -729.66 | 0.00 | 0.00 | 0.00 | -729.66 |
| 2162 | Uniforms/Apparel - Girls Golf | | | 0.00 | 0.00 | 0.00 | 0.00 | 0.00 |
| 2163 | Misc. Expenditures - Girls Golf | | | -1,670.00 | 0.00 | 0.00 | 0.00 | -1,670.00 |
| 2201 | Awards - Girls Soccer | | | -483.60 | 0.00 | 0.00 | 0.00 | -483.60 |
| 2202 | Camps - Girls Soccer | | | 761.53 | 0.00 | 749.24 | 0.00 | 12.29 |
| 2203 | Entry Fees - Girls Soccer | | | -455.00 | 0.00 | 0.00 | 0.00 | -455.00 |
| 2204 | Equipment - Girls Soccer | | | -1,476.50 | 0.00 | 0.00 | 0.00 | -1,476.50 |
| 2205 | Lodging - Girls Soccer | | | 0.00 | 0.00 | 0.00 | 0.00 | 0.00 |
| 2206 | Meals - Girls Soccer | | | -532.43 | 0.00 | 0.00 | 0.00 | -532.43 |
| 2207 | Officials - Girls Soccer | | | -1,774.00 | 0.00 | 0.00 | 0.00 | -1,774.00 |
| 2208 | Prof. Development - Girls Soccer | | | 0.00 | 0.00 | 0.00 | 0.00 | 0.00 |
| 2209 | Scouting - Girls Soccer | | | 0.00 | 0.00 | 0.00 | 0.00 | 0.00 |
| 2210 | Security - Girls Soccer | | | 0.00 | 0.00 | 0.00 | 0.00 | 0.00 |
| 2211 | Transportation - Girls Soccer | | | -3,502.84 | 0.00 | 0.00 | 0.00 | -3,502.84 |
| 2213 | Misc. Expenditures - Girls Soccer | | | -313.13 | 0.00 | 0.00 | 0.00 | -313.13 |
| 2251 | Awards - Girls Swimming | | | -237.20 | 0.00 | 0.00 | 0.00 | -237.20 |
| 2252 | Camps - Girls Swimming | | | 363.55 | 0.00 | 0.00 | 0.00 | 363.55 |
| 2253 | Entry Fees - Girls Swimming | | | -380.00 | 0.00 | 0.00 | 0.00 | -380.00 |
| 2254 | Equipment - Girls Swimming | | | -627.00 | 0.00 | 0.00 | 0.00 | -627.00 |
| 2255 | Lodging - Girls Swimming | | | 0.00 | 0.00 | 0.00 | 0.00 | 0.00 |
| 2256 | Meals - Girls Swimming | | | -533.62 | 0.00 | 0.00 | 0.00 | -533.62 |
| 2257 | Officials - Girls Swimming | | | -470.00 | 0.00 | 0.00 | 0.00 | -470.00 |
| 2258 | Prof. Development - Girls Swimming | | | 0.00 | 0.00 | 0.00 | 0.00 | 0.00 |
| 2259 | Scouting - Girls Swimming | | | 0.00 | 0.00 | 0.00 | 0.00 | 0.00 |
| 2260 | Security - Girls Swimming | | | 0.00 | 0.00 | 0.00 | 0.00 | 0.00 |
| 2261 | Transportation - Girls Swimming | | | -1,093.81 | 0.00 | 0.00 | 0.00 | -1,093.81 |
| 2262 | Uniforms/Apparel - Girls Swimming | | | 0.00 | 0.00 | 0.00 | 0.00 | 0.00 |
| 2263 | Misc. Expenditures - Girls Swimming | | | 0.00 | 0.00 | 0.00 | 0.00 | 0.00 |
| 2301 | Awards - Girls Tennis | | | -105.00 | 0.00 | 0.00 | 0.00 | -105.00 |
| 2302 | Camps - Girls Tennis | | | 1,868.88 | 0.00 | 60.00 | 0.00 | 1,808.88 |

Current Cash Balance

Sorted by Site ID, Group ID, Activity ID.
From 07/01/2014 to 07/31/2014.

| Site ID Group ID | Site Name Group Name | Activity ID | Activity Name | Beginning Cash | Receipts | Disbursements | Adjustments | Cash Balance |
|---------------------|-------------------------|-------------|---------------------------------------|----------------|----------|---------------|-------------|--------------|
| 2303 | | | Entry Fees - Girls Tennis | -245.00 | 0.00 | 0.00 | 0.00 | -245.00 |
| 2305 | | | Lodging - Girls Tennis | 0.00 | 0.00 | 0.00 | 0.00 | 0.00 |
| 2306 | | | Meals - Girls Tennis | 0.00 | 0.00 | 0.00 | 0.00 | 0.00 |
| 2307 | | | Officials - Girls Tennis | 0.00 | 0.00 | 0.00 | 0.00 | 0.00 |
| 2308 | | | Prof. Development - Girls Tennis | 0.00 | 0.00 | 0.00 | 0.00 | 0.00 |
| 2309 | | | Scouting - Girls Tennis | 0.00 | 0.00 | 0.00 | 0.00 | 0.00 |
| 2310 | | | Security - Girls Tennis | 0.00 | 0.00 | 0.00 | 0.00 | 0.00 |
| 2311 | | | Transportation - Girls Tennis | -297.73 | 0.00 | 0.00 | 0.00 | -297.73 |
| 2312 | | | Uniforms/Apparel - Girls Tennis | 0.00 | 0.00 | 0.00 | 0.00 | 0.00 |
| 2313 | | | Misc. Expenditures - Girls Tennis | -532.12 | 0.00 | 0.00 | 0.00 | -532.12 |
| 2351 | | | Awards - Girls Track | -59.20 | 0.00 | 0.00 | 0.00 | -59.20 |
| 2352 | | | Camps - Girls Track | 484.01 | 0.00 | 0.00 | 0.00 | 484.01 |
| 2353 | | | Entry Fees - Girls Track | -585.00 | 0.00 | 0.00 | 0.00 | -585.00 |
| 2354 | | | Equipment - Girls Track | -4,452.23 | 0.00 | 0.00 | 0.00 | -4,452.23 |
| 2355 | | | Lodging - Girls Track | 0.00 | 0.00 | 0.00 | 0.00 | 0.00 |
| 2356 | | | Meals - Girls Track | -756.00 | 0.00 | 0.00 | 0.00 | -756.00 |
| 2357 | | | Officials - Girls Track | -150.00 | 0.00 | 0.00 | 0.00 | -150.00 |
| 2358 | | | Prof. Development - Girls Track | -495.38 | 0.00 | 0.00 | 0.00 | -495.38 |
| 2359 | | | Scouting - Girls Track | 0.00 | 0.00 | 0.00 | 0.00 | 0.00 |
| 2360 | | | Security - Girls Track | 0.00 | 0.00 | 0.00 | 0.00 | 0.00 |
| 2361 | | | Transportation - Girls Track | -1,595.74 | 0.00 | 0.00 | 0.00 | -1,595.74 |
| 2362 | | | Uniforms/Apparel - Girls Track | -3,236.00 | 0.00 | 0.00 | 0.00 | -3,236.00 |
| 2363 | | | Misc. Expenditures - Girls Track | -50.00 | 0.00 | 0.00 | 0.00 | -50.00 |
| 2401 | | | Awards - Girls Volleyball | -174.60 | 0.00 | 0.00 | 0.00 | -174.60 |
| 2402 | | | Camps - Girls Volleyball | 5,522.10 | 0.00 | 1,122.00 | 0.00 | 4,400.10 |
| 2403 | | | Entry Fees - Girls Volleyball | -1,100.00 | 0.00 | 0.00 | 0.00 | -1,100.00 |
| 2404 | | | Equipment - Girls Volleyball | -39.50 | 0.00 | 0.00 | 0.00 | -39.50 |
| 2405 | | | Lodging - Girls Volleyball | -1,246.00 | 0.00 | 0.00 | 0.00 | -1,246.00 |
| 2406 | | | Meals - Girls Volleyball | -288.69 | 0.00 | 0.00 | 0.00 | -288.69 |
| 2407 | | | Officials - Girls Volleyball | -5,858.00 | 0.00 | 0.00 | 0.00 | -5,858.00 |
| 2408 | | | Prof. Development - Girls Volleyball | -220.00 | 0.00 | 0.00 | 0.00 | -220.00 |
| 2409 | | | Scouting - Girls Volleyball | 0.00 | 0.00 | 0.00 | 0.00 | 0.00 |
| 2410 | | | Security - Girls Volleyball | 0.00 | 0.00 | 0.00 | 0.00 | 0.00 |
| 2411 | | | Transportation - Girls Volleyball | -2,798.01 | 0.00 | 0.00 | 0.00 | -2,798.01 |
| 2412 | | | Uniforms/Apparel - Girls Volleyball | -136.00 | 0.00 | 0.00 | 0.00 | -136.00 |
| 2413 | | | Misc. Expenditures - Girls Volleyball | -13.70 | 0.00 | 0.00 | 0.00 | -13.70 |
| 2451 | | | Awards - Girls Softball | -255.15 | 0.00 | 0.00 | 0.00 | -255.15 |
| 2452 | | | Camps - Girls Softball | 2,715.92 | 540.00 | 1,367.61 | 0.00 | 1,888.31 |
| 2453 | | | Entry Fees - Girls Softball | -350.00 | 0.00 | 0.00 | 0.00 | -350.00 |
| 2454 | | | Equipment - Girls Softball | -2,013.71 | 0.00 | 0.00 | 0.00 | -2,013.71 |
| 2455 | | | Lodging - Girls Softball | 0.00 | 0.00 | 0.00 | 0.00 | 0.00 |
| 2456 | | | Meals - Girls Softball | 0.00 | 0.00 | 0.00 | 0.00 | 0.00 |
| 2457 | | | Officials - Girls Softball | -2,792.00 | 0.00 | 0.00 | 0.00 | -2,792.00 |
| 2458 | | | Prof. Development - Girls Softball | 0.00 | 0.00 | 0.00 | 0.00 | 0.00 |
| 2459 | | | Scouting - Girls Softball | 0.00 | 0.00 | 0.00 | 0.00 | 0.00 |
| 2460 | | | Security - Girls Softball | 0.00 | 0.00 | 0.00 | 0.00 | 0.00 |

Current Cash Balance

Sorted by Site ID, Group ID, Activity ID.
From 07/01/2014 to 07/31/2014.

| Site ID | Site Name | | | | | | |
|------------------|-------------------------------------|----------------|----------|---------------|-------------|--------------|--|
| Group ID | Group Name | | | | | | |
| Activity ID | Activity Name | Beginning Cash | Receipts | Disbursements | Adjustments | Cash Balance | |
| 2461 | Transportation - Girls Softball | -2,111.11 | 0.00 | 0.00 | 0.00 | -2,111.11 | |
| 2462 | Uniforms/Apparel - Girls Softball | 0.00 | 0.00 | 810.00 | 0.00 | -810.00 | |
| 2463 | Misc. Expenditures - Girls Softball | -971.96 | 0.00 | 0.00 | 0.00 | -971.96 | |
| B Totals: | | -39,363.13 | 1,290.00 | 5,977.57 | 0.00 | -44,050.70 | |

Current Cash Balance

Sorted by Site ID, Group ID, Activity ID.
From 07/01/2014 to 07/31/2014.

| Site ID | Site Name | | | | | |
|-------------|---|----------------|----------|---------------|-------------|--------------|
| Group ID | Group Name | | | | | |
| Activity ID | Activity Name | Beginning Cash | Receipts | Disbursements | Adjustments | Cash Balance |
| C | Athletics-Boys | | | | | |
| 3001 | Awards - Boys | 0.00 | 0.00 | 0.00 | 0.00 | 0.00 |
| 3002 | Camps - Boys | 0.00 | 0.00 | 0.00 | 0.00 | 0.00 |
| 3004 | Equipment - Boys | 0.00 | 0.00 | 0.00 | 0.00 | 0.00 |
| 3005 | Lodging - Boys | 0.00 | 0.00 | 0.00 | 0.00 | 0.00 |
| 3006 | Meals - Boys | 0.00 | 0.00 | 0.00 | 0.00 | 0.00 |
| 3007 | Officials - Boys | 0.00 | 0.00 | 0.00 | 0.00 | 0.00 |
| 3008 | Prof. Development - Boys | 0.00 | 0.00 | 0.00 | 0.00 | 0.00 |
| 3009 | Scouting - Boys | 0.00 | 0.00 | 0.00 | 0.00 | 0.00 |
| 3010 | Security - Boys | 0.00 | 0.00 | 0.00 | 0.00 | 0.00 |
| 3012 | Uniforms/Apparel - Boys | 0.00 | 0.00 | 0.00 | 0.00 | 0.00 |
| 3013 | Misc. Expenditures - Boys | 0.00 | 0.00 | 0.00 | 0.00 | 0.00 |
| 3051 | Awards - Boys Basketball | 0.00 | 0.00 | 0.00 | 0.00 | 0.00 |
| 3052 | Camps - Boys Basketball | 6,672.33 | 70.00 | 3,505.20 | 0.00 | 3,237.13 |
| 3053 | Entry Fees - Boys Basketball | -300.00 | 0.00 | 0.00 | 0.00 | -300.00 |
| 3054 | Equipment - Boys Basketball | -3,602.71 | 0.00 | 0.00 | 0.00 | -3,602.71 |
| 3055 | Lodging - Boys Basketball | 0.00 | 0.00 | 0.00 | 0.00 | 0.00 |
| 3056 | Meals - Boys Basketball | 0.00 | 0.00 | 0.00 | 0.00 | 0.00 |
| 3057 | Officials - Boys Basketball | -5,847.00 | 0.00 | 0.00 | 0.00 | -5,847.00 |
| 3058 | Prof. Development - Boys Basketball | -110.00 | 0.00 | 0.00 | 0.00 | -110.00 |
| 3059 | Scouting - Boys Basketball | 0.00 | 0.00 | 0.00 | 0.00 | 0.00 |
| 3060 | Security - Boys Basketball | -840.00 | 0.00 | 0.00 | 0.00 | -840.00 |
| 3061 | Transportation - Boys Basketball | -5,775.00 | 0.00 | 0.00 | 0.00 | -5,775.00 |
| 3062 | Uniforms/Apparel - Boys Basketball | -2,220.00 | 0.00 | 0.00 | 0.00 | -2,220.00 |
| 3063 | Misc. Expenditures - Boys Basketball | -59.18 | 0.00 | 0.00 | 0.00 | -59.18 |
| 3101 | Awards - Boys Cross Country | -33.07 | 0.00 | 0.00 | 0.00 | -33.07 |
| 3102 | Camps - Boys Cross Country | 825.28 | 0.00 | 0.00 | 0.00 | 825.28 |
| 3103 | Entry Fees - Boys Cross Country | -381.00 | 0.00 | 0.00 | 0.00 | -381.00 |
| 3104 | Equipment - Boys Cross Country | 0.00 | 0.00 | 0.00 | 0.00 | 0.00 |
| 3105 | Lodging - Boys Cross Country | -172.48 | 0.00 | 0.00 | 0.00 | -172.48 |
| 3106 | Meals - Boys Cross Country | -57.00 | 0.00 | 0.00 | 0.00 | -57.00 |
| 3107 | Officials - Boys Cross Country | 0.00 | 0.00 | 0.00 | 0.00 | 0.00 |
| 3108 | Prof. Development - Boys Cross Country | -135.44 | 0.00 | 0.00 | 0.00 | -135.44 |
| 3109 | Scouting - Boys Cross Country | 0.00 | 0.00 | 0.00 | 0.00 | 0.00 |
| 3110 | Security - Boys Cross Country | 0.00 | 0.00 | 0.00 | 0.00 | 0.00 |
| 3111 | Transportation - Boys Cross Country | -2,311.41 | 0.00 | 0.00 | 0.00 | -2,311.41 |
| 3112 | Uniforms/Apparel - Boys Cross Country | 0.00 | 0.00 | 0.00 | 0.00 | 0.00 |
| 3113 | Misc. Expenditures - Boys Cross Country | -34.99 | 0.00 | 0.00 | 0.00 | -34.99 |
| 3151 | Awards - Boys Golf | -143.50 | 0.00 | 0.00 | 0.00 | -143.50 |
| 3152 | Camps - Boys Golf | 2,580.22 | 450.00 | 0.00 | 0.00 | 3,030.22 |
| 3153 | Entry Fees - Boys Golf | -1,735.00 | 0.00 | 0.00 | 0.00 | -1,735.00 |
| 3154 | Equipment - Boys Golf | -1,704.00 | 0.00 | 0.00 | 0.00 | -1,704.00 |
| 3155 | Lodging - Boys Golf | -249.00 | 0.00 | 0.00 | 0.00 | -249.00 |
| 3156 | Meals - Boys Golf | -152.00 | 0.00 | 0.00 | 0.00 | -152.00 |
| 3157 | Officials - Boys Golf | 0.00 | 0.00 | 0.00 | 0.00 | 0.00 |
| 3158 | Prof. Development - Boys Golf | 0.00 | 0.00 | 0.00 | 0.00 | 0.00 |

Current Cash Balance

Sorted by Site ID, Group ID, Activity ID.
From 07/01/2014 to 07/31/2014.

| Site ID Group ID | Site Name Group Name | Activity Name | Beginning Cash | Receipts | Disbursements | Adjustments | Cash Balance |
|---------------------|------------------------------------|---------------|----------------|----------|---------------|-------------|--------------|
| 3159 | Scouting - Boys Golf | | 0.00 | 0.00 | 0.00 | 0.00 | 0.00 |
| 3160 | Security - Boys Golf | | 0.00 | 0.00 | 0.00 | 0.00 | 0.00 |
| 3161 | Transportation - Boys Golf | | -1,594.95 | 0.00 | 0.00 | 0.00 | -1,594.95 |
| 3162 | Uniforms/Apparel - Boys Golf | | 0.00 | 0.00 | 0.00 | 0.00 | 0.00 |
| 3163 | Misc. Expenditures - Boys Golf | | -4,477.44 | 0.00 | 0.00 | 0.00 | -4,477.44 |
| 3201 | Awards - Boys Soccer | | 50.00 | 0.00 | 0.00 | 0.00 | 50.00 |
| 3202 | Camps - Boys Soccer | | 1,011.24 | 0.00 | 778.38 | 0.00 | 232.86 |
| 3203 | Entry Fees - Boys Soccer | | -140.00 | 0.00 | 0.00 | 0.00 | -140.00 |
| 3204 | Equipment - Boys Soccer | | -2,488.80 | 0.00 | 0.00 | 0.00 | -2,488.80 |
| 3205 | Lodging - Boys Soccer | | 0.00 | 0.00 | 0.00 | 0.00 | 0.00 |
| 3206 | Meals - Boys Soccer | | 0.00 | 0.00 | 0.00 | 0.00 | 0.00 |
| 3207 | Officials - Boys Soccer | | -1,537.00 | 0.00 | 0.00 | 0.00 | -1,537.00 |
| 3208 | Prof. Development - Boys Soccer | | 0.00 | 0.00 | 0.00 | 0.00 | 0.00 |
| 3209 | Scouting - Boys Soccer | | 0.00 | 0.00 | 0.00 | 0.00 | 0.00 |
| 3210 | Security - Boys Soccer | | 0.00 | 0.00 | 0.00 | 0.00 | 0.00 |
| 3211 | Transportation - Boys Soccer | | -2,304.43 | 0.00 | 0.00 | 0.00 | -2,304.43 |
| 3213 | Misc. Expenditures - Boys Soccer | | -195.62 | 0.00 | 0.00 | 0.00 | -195.62 |
| 3251 | Awards - Boys Swimming | | 0.00 | 0.00 | 0.00 | 0.00 | 0.00 |
| 3252 | Camps - Boys Swimming | | 643.06 | 0.00 | 0.00 | 0.00 | 643.06 |
| 3253 | Entry Fees - Boys Swimming | | -380.00 | 0.00 | 0.00 | 0.00 | -380.00 |
| 3254 | Equipment - Boys Swimming | | -627.00 | 0.00 | 0.00 | 0.00 | -627.00 |
| 3255 | Lodging - Boys Swimming | | 0.00 | 0.00 | 0.00 | 0.00 | 0.00 |
| 3256 | Meals - Boys Swimming | | -265.00 | 0.00 | 0.00 | 0.00 | -265.00 |
| 3257 | Officials - Boys Swimming | | -170.00 | 0.00 | 0.00 | 0.00 | -170.00 |
| 3258 | Prof. Development - Boys Swimming | | 0.00 | 0.00 | 0.00 | 0.00 | 0.00 |
| 3259 | Scouting - Boys Swimming | | 0.00 | 0.00 | 0.00 | 0.00 | 0.00 |
| 3260 | Security - Boys Swimming | | 0.00 | 0.00 | 0.00 | 0.00 | 0.00 |
| 3261 | Transportation - Boys Swimming | | -1,800.67 | 0.00 | 0.00 | 0.00 | -1,800.67 |
| 3262 | Uniforms/Apparels - Boys Swimming | | 0.00 | 0.00 | 0.00 | 0.00 | 0.00 |
| 3263 | Misc. Expenditures - Boys Swimming | | 0.00 | 0.00 | 0.00 | 0.00 | 0.00 |
| 3301 | Awards - Boys Tennis | | -104.80 | 0.00 | 0.00 | 0.00 | -104.80 |
| 3302 | Camps - Boys Tennis | | 336.25 | 0.00 | 0.00 | 0.00 | 336.25 |
| 3303 | Entry Fees - Boys Tennis | | -225.00 | 0.00 | 0.00 | 0.00 | -225.00 |
| 3304 | Equipment - Boys Tennis | | -535.21 | 0.00 | 0.00 | 0.00 | -535.21 |
| 3305 | Lodging - Boys Tennis | | 0.00 | 0.00 | 0.00 | 0.00 | 0.00 |
| 3306 | Meals - Boys Tennis | | -140.76 | 0.00 | 0.00 | 0.00 | -140.76 |
| 3307 | Officials - Boys Tennis | | 0.00 | 0.00 | 0.00 | 0.00 | 0.00 |
| 3308 | Prof. Development - Boys Tennis | | 0.00 | 0.00 | 0.00 | 0.00 | 0.00 |
| 3309 | Scouting - Boys Tennis | | 0.00 | 0.00 | 0.00 | 0.00 | 0.00 |
| 3310 | Security - Boys Tennis | | 0.00 | 0.00 | 0.00 | 0.00 | 0.00 |
| 3311 | Transportation - Boys Tennis | | -357.31 | 0.00 | 0.00 | 0.00 | -357.31 |
| 3312 | Uniforms/Apparel - Boys Tennis | | -396.00 | 0.00 | 0.00 | 0.00 | -396.00 |
| 3313 | Misc. Expenditures - Boys Tennis | | 0.00 | 0.00 | 0.00 | 0.00 | 0.00 |
| 3351 | Awards - Boys Track | | -59.20 | 0.00 | 0.00 | 0.00 | -59.20 |
| 3352 | Camps - Boys Track | | 85.93 | 0.00 | 0.00 | 0.00 | 85.93 |
| 3353 | Entry Fees - Boys Track | | -185.00 | 0.00 | 0.00 | 0.00 | -185.00 |

Current Cash Balance

Sorted by Site ID, Group ID, Activity ID.
From 07/01/2014 to 07/31/2014.

| Site ID Group ID | Site Name Group Name | Activity ID | Activity Name | Beginning Cash | Receipts | Disbursements | Adjustments | Cash Balance |
|---------------------|------------------------------------|-------------|---------------|----------------|----------|---------------|-------------|--------------|
| 3354 | Equipment - Boys Track | | | -4,914.08 | 0.00 | 0.00 | 0.00 | -4,914.08 |
| 3355 | Lodging - Boys Track | | | 0.00 | 0.00 | 0.00 | 0.00 | 0.00 |
| 3356 | Meals - Boys Track | | | -586.00 | 0.00 | 0.00 | 0.00 | -586.00 |
| 3357 | Officials - Boys Track | | | -150.00 | 0.00 | 0.00 | 0.00 | -150.00 |
| 3358 | Prof. Development - Boys Track | | | -414.88 | 0.00 | 0.00 | 0.00 | -414.88 |
| 3359 | Scouting - Boys Track | | | 0.00 | 0.00 | 0.00 | 0.00 | 0.00 |
| 3360 | Security - Boys Track | | | 0.00 | 0.00 | 0.00 | 0.00 | 0.00 |
| 3361 | Transportation - Boys Track | | | -2,658.30 | 0.00 | 0.00 | 0.00 | -2,658.30 |
| 3362 | Uniforms/Apparel - Boys Track | | | -707.92 | 0.00 | 0.00 | 0.00 | -707.92 |
| 3363 | Misc. Expenditures - Boys Track | | | -50.00 | 0.00 | 0.00 | 0.00 | -50.00 |
| 3451 | Awards - Boys Baseball | | | 0.00 | 0.00 | 0.00 | 0.00 | 0.00 |
| 3452 | Camps - Boys Baseball | | | 1,283.27 | 0.00 | 417.28 | 0.00 | 865.99 |
| 3453 | Entry Fees - Boys Baseball | | | -235.00 | 0.00 | 0.00 | 0.00 | -235.00 |
| 3454 | Equipment - Boys Baseball | | | -7,780.04 | 0.00 | 0.00 | 0.00 | -7,780.04 |
| 3455 | Lodging - Boys Baseball | | | 0.00 | 0.00 | 0.00 | 0.00 | 0.00 |
| 3456 | Meals - Boys Baseball | | | 0.00 | 0.00 | 0.00 | 0.00 | 0.00 |
| 3457 | Officials - Boys Baseball | | | -2,940.00 | 0.00 | 0.00 | 0.00 | -2,940.00 |
| 3458 | Prof. Development - Boys Baseball | | | 0.00 | 0.00 | 0.00 | 0.00 | 0.00 |
| 3459 | Scouting - Boys Baseball | | | 0.00 | 0.00 | 0.00 | 0.00 | 0.00 |
| 3460 | Security - Boys Baseball | | | 0.00 | 0.00 | 0.00 | 0.00 | 0.00 |
| 3461 | Transportation - Boys Baseball | | | -4,125.95 | 0.00 | 0.00 | 0.00 | -4,125.95 |
| 3462 | Uniforms/Apparel - Boys Baseball | | | 0.00 | 0.00 | 0.00 | 0.00 | 0.00 |
| 3463 | Misc. Expenditures - Boys Baseball | | | 0.00 | 0.00 | 0.00 | 0.00 | 0.00 |
| 3501 | Awards - Boys Football | | | 0.00 | 0.00 | 0.00 | 0.00 | 0.00 |
| 3502 | Camps - Boys Football | | | 2,359.78 | 0.00 | 90.99 | 0.00 | 2,268.79 |
| 3503 | Entry Fees - Boys Football | | | 0.00 | 0.00 | 0.00 | 0.00 | 0.00 |
| 3504 | Equipment - Boys Football | | | -12,183.59 | 0.00 | 4,671.40 | 0.00 | -16,854.99 |
| 3505 | Lodging - Boys Football | | | 0.00 | 0.00 | 0.00 | 0.00 | 0.00 |
| 3506 | Meals - Boys Football | | | -390.75 | 0.00 | 0.00 | 0.00 | -390.75 |
| 3507 | Officials - Boys Football | | | -5,649.00 | 0.00 | 0.00 | 0.00 | -5,649.00 |
| 3508 | Prof. Development - Boys Football | | | 0.00 | 0.00 | 0.00 | 0.00 | 0.00 |
| 3509 | Scouting - Boys Football | | | -63.00 | 0.00 | 0.00 | 0.00 | -63.00 |
| 3510 | Security - Boys Football | | | -2,960.00 | 0.00 | 0.00 | 0.00 | -2,960.00 |
| 3511 | Transportation - Boys Football | | | -5,538.29 | 0.00 | 0.00 | 0.00 | -5,538.29 |
| 3512 | Uniforms/Apparel - Boys Football | | | -7,877.00 | 0.00 | 419.70 | 0.00 | -8,296.70 |
| 3513 | Misc Expenditures-Boys Football | | | 0.00 | 0.00 | 0.00 | 0.00 | 0.00 |
| 3515 | Misc. Expenditures - Boys Football | | | 0.00 | 0.00 | 0.00 | 0.00 | 0.00 |
| 3551 | Awards - Boys Wrestling | | | -96.50 | 0.00 | 0.00 | 0.00 | -96.50 |
| 3552 | Camps - Boys Wrestling | | | 3,213.01 | 0.00 | 0.00 | 0.00 | 3,213.01 |
| 3553 | Entry Fees - Boys Wrestling | | | -1,880.00 | 0.00 | 0.00 | 0.00 | -1,880.00 |
| 3554 | Equipment - Boys Wrestling | | | -2,739.60 | 0.00 | 0.00 | 0.00 | -2,739.60 |
| 3555 | Lodging - Boys Wrestling | | | -2,730.15 | 0.00 | 0.00 | 0.00 | -2,730.15 |
| 3556 | Meals - Boys Wrestling | | | -504.11 | 0.00 | 0.00 | 0.00 | -504.11 |
| 3557 | Officials - Boys Wrestling | | | -365.00 | 0.00 | 0.00 | 0.00 | -365.00 |
| 3558 | Prof. Development - Boys Wrestling | | | 0.00 | 0.00 | 0.00 | 0.00 | 0.00 |
| 3559 | Scouting - Boys Wrestling | | | 0.00 | 0.00 | 0.00 | 0.00 | 0.00 |

Current Cash Balance

Sorted by Site ID, Group ID, Activity ID.
From 07/01/2014 to 07/31/2014.

| Site ID | Site Name | | | | | | |
|-------------|-------------------------------------|----------------|----------|---------------|-------------|--------------|--|
| Group ID | Group Name | | | | | | |
| Activity ID | Activity Name | Beginning Cash | Receipts | Disbursements | Adjustments | Cash Balance | |
| 3560 | Security - Boys Wrestling | 0.00 | 0.00 | 0.00 | 0.00 | 0.00 | |
| 3561 | Transportation - Boys Wrestling | -7,604.73 | 0.00 | 0.00 | 0.00 | -7,604.73 | |
| 3562 | Uniforms/Apparel - Boys Wrestling | -2,090.06 | 0.00 | 0.00 | 0.00 | -2,090.06 | |
| 3563 | Misc. Expenditures - Boys Wrestling | 0.00 | 0.00 | 0.00 | 0.00 | 0.00 | |
| C Totals: | | -102,020.55 | 520.00 | 9,882.95 | 0.00 | -111,383.50 | |

Current Cash Balance

Sorted by Site ID, Group ID, Activity ID.
From 07/01/2014 to 07/31/2014.

| Site ID | Site Name | | | | | |
|-------------|-------------------------|----------------|----------|---------------|-------------|--------------|
| Group ID | Group Name | | | | | |
| Activity ID | Activity Name | Beginning Cash | Receipts | Disbursements | Adjustments | Cash Balance |
| D | CLUBS AND ORGANIZATIONS | | | | | |
| 4010 | 40 Assets | 179.76 | 0.00 | 0.00 | 0.00 | 179.76 |
| 4030 | Amnesty International | 53.00 | 0.00 | 0.00 | 0.00 | 53.00 |
| 4040 | Art | 660.94 | 0.00 | 0.00 | 0.00 | 660.94 |
| 4050 | Astronomy Club | 99.65 | 0.00 | 0.00 | 0.00 | 99.65 |
| 4060 | Band | 6,547.97 | 0.00 | 2,266.18 | 0.00 | 4,281.79 |
| 4063 | Drums | 894.85 | 0.00 | 0.00 | 0.00 | 894.85 |
| 4110 | Cheerleading | 5,235.46 | 15.00 | 346.32 | 0.00 | 4,904.14 |
| 4115 | Uniforms-Cheer/Dance | 34,012.32 | 8,871.97 | 9,146.58 | 0.00 | 33,737.71 |
| 4120 | Chemistry Club | 68.50 | 0.00 | 0.00 | 0.00 | 68.50 |
| 4130 | Chess Club | 585.08 | 0.00 | 0.00 | 0.00 | 585.08 |
| 4140 | Choir | 321.55 | 0.00 | 0.00 | -116.34 | 205.21 |
| 4190 | Dance | 60.20 | 1,990.00 | 150.00 | 0.00 | 1,900.20 |
| 4200 | Debate Team | 8,167.18 | 0.00 | 831.01 | 0.00 | 7,336.17 |
| 4210 | DECA | -8,769.58 | 0.00 | 0.00 | 0.00 | -8,769.58 |
| 4220 | Drama Club | -581.61 | 0.00 | 0.00 | 0.00 | -581.61 |
| 4230 | Environmental Club | 2,570.54 | 0.00 | 0.00 | 0.00 | 2,570.54 |
| 4250 | FCCLA | 4,165.07 | 0.00 | 0.00 | 0.00 | 4,165.07 |
| 4260 | FCS Club | 5,995.25 | 0.00 | 0.00 | 0.00 | 5,995.25 |
| 4280 | Flag Group | 1,114.99 | 0.00 | 0.00 | 0.00 | 1,114.99 |
| 4290 | Forensics | 12,839.74 | 0.00 | 648.15 | 0.00 | 11,991.59 |
| 4310 | French Club | 365.96 | 0.00 | 0.00 | 0.00 | 365.96 |
| 4330 | Garden Club | 0.00 | 0.00 | 0.00 | 0.00 | 0.00 |
| 4340 | German Club | -28.14 | 0.00 | 0.00 | 0.00 | -28.14 |
| 4355 | Habitat for Humanity | 18.66 | 0.00 | 0.00 | 0.00 | 18.66 |
| 4360 | History Club | 2,398.46 | 0.00 | 0.00 | 0.00 | 2,398.46 |
| 4370 | Industrial Arts | 3,807.50 | 0.00 | 1,021.54 | 0.00 | 2,785.96 |
| 4390 | Intramurals | 104.65 | 0.00 | 0.00 | 0.00 | 104.65 |
| 4400 | Japanese Club | 0.00 | 0.00 | 0.00 | 0.00 | 0.00 |
| 4410 | Junior Class | 27,398.48 | 270.00 | 0.00 | 0.00 | 27,668.48 |
| 4430 | Latin Club | 626.71 | 0.00 | 0.00 | 0.00 | 626.71 |
| 4460 | Literary Magazine | 349.10 | 0.00 | 0.00 | 0.00 | 349.10 |
| 4480 | Mascot Team | 127.96 | 0.00 | 0.00 | 0.00 | 127.96 |
| 4490 | M-Club | 1,230.35 | 0.00 | 0.00 | 0.00 | 1,230.35 |
| 4500 | Music | -116.34 | 0.00 | 0.00 | 116.34 | 0.00 |
| 4510 | National Honor Society | 1,447.80 | 0.00 | 0.00 | 0.00 | 1,447.80 |
| 4520 | Newspaper | 893.18 | 0.00 | 0.00 | 0.00 | 893.18 |
| 4530 | Orchestra | 3,150.65 | 0.00 | 0.00 | 444.00 | 3,594.65 |
| 4540 | Other Clubs | 1,652.46 | 0.00 | 0.00 | 0.00 | 1,652.46 |
| 4570 | Play Production | 0.00 | 0.00 | 0.00 | 0.00 | 0.00 |
| 4630 | Science Club | 25.00 | 0.00 | 0.00 | 0.00 | 25.00 |
| 4640 | Senior Class | 242.98 | 0.00 | 0.00 | 0.00 | 242.98 |
| 4645 | Show Choir | 26,570.66 | 5,835.00 | 2,950.00 | 0.00 | 29,455.66 |
| 4650 | Skills USA | 4,800.79 | 0.00 | 1,274.94 | 0.00 | 3,525.85 |
| 4660 | Spanish Club | 964.95 | 0.00 | 0.00 | 0.00 | 964.95 |
| 4680 | Speech Club | 0.00 | 0.00 | 0.00 | 0.00 | 0.00 |

Current Cash Balance

Sorted by Site ID, Group ID, Activity ID.
From 07/01/2014 to 07/31/2014.

| Site ID Group ID | Site Name Group Name | Activity ID | Activity Name | Beginning Cash | Receipts | Disbursements | Adjustments | Cash Balance |
|---------------------|-----------------------------------|-------------|---------------|----------------|-----------|---------------|-------------|--------------|
| 4690 | Spirit Shop | | | 13,200.56 | 0.00 | 510.00 | 0.00 | 12,690.56 |
| 4710 | Student Council | | | 29,050.95 | 0.00 | 302.05 | 0.00 | 28,748.90 |
| 4730 | VIA | | | 1,415.79 | 0.00 | 0.00 | 0.00 | 1,415.79 |
| 4770 | Yearbook | | | 8,638.88 | 0.00 | 16,629.61 | 0.00 | -7,990.73 |
| D Totals: | | | | 202,358.86 | 16,981.97 | 36,076.38 | 444.00 | 183,708.45 |
| E | ADMINISTRATIVE CUSTODIAL | | | | | | | |
| 5010 | After Prom | | | 1,166.83 | 0.00 | 0.00 | 0.00 | 1,166.83 |
| 5020 | Fines | | | 2,254.54 | 52.24 | 0.00 | 0.00 | 2,306.78 |
| 5025 | Fines - Library Book | | | 0.00 | 0.00 | 0.00 | 0.00 | 0.00 |
| 5060 | Hospitality | | | 3,373.87 | 0.00 | 60.00 | 0.00 | 3,313.87 |
| 5070 | Library | | | 555.39 | 0.00 | 0.00 | 0.00 | 555.39 |
| 5100 | Other Adm Custodial | | | -8,970.35 | 0.00 | 0.00 | 0.00 | -8,970.35 |
| 5120 | P.E. | | | 5,322.06 | 7.00 | 0.00 | 0.00 | 5,329.06 |
| 5130 | Parking | | | 7,858.61 | 30.00 | 0.00 | 0.00 | 7,888.61 |
| 5140 | PayBac | | | 240.00 | 0.00 | 0.00 | 0.00 | 240.00 |
| 5150 | Pool Maintenance | | | 1,431.58 | 0.00 | 0.00 | 0.00 | 1,431.58 |
| 5160 | PSAT Exam | | | 827.99 | 0.00 | 0.00 | 0.00 | 827.99 |
| 5175 | Student Scholarships | | | 226.31 | 0.00 | 0.00 | 0.00 | 226.31 |
| 5180 | Teacher Fund/Grants | | | 5,576.17 | 0.00 | 0.00 | 0.00 | 5,576.17 |
| 5190 | Transcripts | | | 1,653.39 | 0.00 | 0.00 | 0.00 | 1,653.39 |
| E Totals: | | | | 21,516.39 | 89.24 | 60.00 | 0.00 | 21,545.63 |
| Q | STUDENT FEE FUND | | | | | | | |
| 7160 | Participation Fees - Athletics | | | 68,065.00 | 0.00 | 0.00 | 0.00 | 68,065.00 |
| 7170 | Participation Fees - Clubs & Orgs | | | 0.00 | 0.00 | 0.00 | 0.00 | 0.00 |
| 7190 | Field Trips | | | -447.02 | 10.00 | 0.00 | 0.00 | -437.02 |
| Q Totals: | | | | 67,617.98 | 10.00 | 0.00 | 0.00 | 67,627.98 |
| R | AP/IB EXAMS | | | | | | | |
| 8010 | AP Exams | | | 26,272.87 | 9,846.25 | 11,646.90 | 0.00 | 24,472.22 |
| 8020 | IB Exams | | | 503.22 | 0.00 | 0.00 | 0.00 | 503.22 |
| R Totals: | | | | 26,776.09 | 9,846.25 | 11,646.90 | 0.00 | 24,975.44 |

Current Cash Balance

Sorted by Site ID, Group ID, Activity ID.
From 07/01/2014 to 07/31/2014.

| Site ID | Site Name | | | | | |
|-------------|-------------|-----------------------------|----------------|-----------|---------------|--------------|
| Group ID | Group Name | | | | | |
| | Activity ID | Activity Name | Beginning Cash | Receipts | Disbursements | Cash Balance |
| S | ATHLETIC | | | | | |
| | 9010 | Gate Receipts | 117,205.60 | 0.00 | 0.00 | 117,205.60 |
| | 9020 | Cash Reserve | 66,409.56 | 0.00 | 0.00 | 66,409.56 |
| | 9030 | Concessions | 45,985.66 | 0.00 | 0.00 | -100.00 |
| | 9040 | Tickets | 20,670.00 | 0.00 | 0.00 | 0.00 |
| | 9050 | Athletic-General | -80.37 | 814.48 | 6,053.23 | 0.00 |
| | 9060 | Athletic Director | -55.00 | 0.00 | 0.00 | 0.00 |
| | 9070 | Miscellaneous Receipts | 20,432.37 | 8,055.84 | 0.00 | 0.00 |
| | 9080 | Fundraising-Athletic | 10,073.78 | 0.00 | 0.00 | 0.00 |
| | 9090 | Strength & Conditioning | 4,743.20 | 0.00 | 0.00 | 0.00 |
| | 9100 | Athletic Training | -1,288.54 | 0.00 | 0.00 | 0.00 |
| | 9110 | Activities | -5,806.73 | 0.00 | 0.00 | 0.00 |
| | 9120 | Booster Contributions-Girls | 1,597.17 | 0.00 | 0.00 | 0.00 |
| | 9130 | Booster Contributions-Boys | 2,671.65 | 0.00 | 0.00 | 0.00 |
| S Totals: | | | 282,558.35 | 8,870.32 | 6,053.23 | -100.00 |
| NHS Totals: | | | 194,053.33 | 98,496.53 | 70,270.03 | 444.00 |

Current Cash Balance

Sorted by Site ID, Group ID, Activity ID.
From 07/01/2014 to 07/31/2014.

| Site ID | Site Name | | | | | |
|-------------|---|------------------|------------------|-----------------|-------------------|-----------------|
| Group ID | Group Name | | | | | |
| Activity ID | Activity Name | Beginning Cash | Receipts | Disbursements | Adjustments | Cash Balance |
| SHS | Millard South High School | | | | | |
| A | ACTIVITY GENERAL | | | | | |
| 1010 | General Admin | -10,730.09 | 0.00 | 2,406.93 | 13,137.02 | 0.00 |
| 1025 | Savings | 0.00 | 0.00 | 0.00 | 0.00 | 0.00 |
| 1030 | Staff Vending | 3,865.07 | 0.00 | 878.47 | 0.00 | 2,986.60 |
| 1035 | Student Vending | 39,422.00 | 64,400.00 | 0.00 | -103,822.00 | 0.00 |
| 1040 | Donations | 4,580.61 | 0.00 | 0.00 | -4,580.61 | 0.00 |
| 1050 | Projects/Support | -6,039.07 | 0.00 | 160.00 | 6,199.07 | 0.00 |
| 1060 | Public Relations | -1,684.45 | 0.00 | 0.00 | 1,684.45 | 0.00 |
| 1070 | Start Up Cash | -500.00 | 0.00 | 0.00 | 0.00 | -500.00 |
| 1090 | Other Revenue | 3,904.18 | 4,000.00 | 0.00 | -7,904.18 | 0.00 |
| 1100 | Damage & Loss Property | 0.00 | 0.00 | 0.00 | 0.00 | 0.00 |
| 1110 | Extracurr Transportation | -29,185.91 | 0.00 | 450.00 | 29,635.91 | 0.00 |
| 1120 | Equipment Replacement/Repair | 0.00 | 0.00 | 0.00 | 0.00 | 0.00 |
| 1130 | Building Maintenance | -605.00 | 0.00 | 55.00 | 660.00 | 0.00 |
| 1140 | Student Recognition Incentive | -889.67 | 0.00 | 0.00 | 889.67 | 0.00 |
| 1150 | Capital Outlay | 19,377.87 | 0.00 | 0.00 | -17,737.55 | 1,640.32 |
| 1160 | Personnel Support | -6,999.08 | 0.00 | 184.97 | 7,184.05 | 0.00 |
| 1170 | Wellness | 91.90 | 0.00 | 0.00 | 0.00 | 91.90 |
| | A Totals: | 14,608.36 | 68,400.00 | 4,135.37 | -74,654.17 | 4,218.82 |
| B | Athletics-Girls | | | | | |
| 2051 | Awards - Girls Basketball | 298.35 | 0.00 | 0.00 | 0.00 | 298.35 |
| 2052 | Camps - Girls Basketball | 92.72 | 0.00 | 0.00 | 0.00 | 92.72 |
| 2053 | Entry Fees - Girls Basketball | -225.00 | 0.00 | 0.00 | 0.00 | -225.00 |
| 2054 | Equipment - Girls Basketball | -2,080.44 | 0.00 | 259.88 | 0.00 | -2,340.32 |
| 2055 | Lodging - Girls Basketball | 0.00 | 0.00 | 0.00 | 0.00 | 0.00 |
| 2056 | Meals - Girls Basketball | 0.00 | 0.00 | 0.00 | 0.00 | 0.00 |
| 2057 | Officials - Girls Basketball | -5,000.77 | 0.00 | 0.00 | 0.00 | -5,000.77 |
| 2058 | Prof. Development - Girls Basketball | 0.00 | 0.00 | 0.00 | 0.00 | 0.00 |
| 2059 | Scouting - Girls Basketball | 0.00 | 0.00 | 0.00 | 0.00 | 0.00 |
| 2060 | Security - Girls Basketball | -680.00 | 0.00 | 0.00 | 0.00 | -680.00 |
| 2061 | Transportation - Girls Basketball | -5,127.49 | 0.00 | 0.00 | 5,127.49 | 0.00 |
| 2062 | Uniforms/Apparel - Girls Basketball | 0.00 | 0.00 | 0.00 | 0.00 | 0.00 |
| 2063 | Misc. Expenditures - Girls Basketball | -264.27 | 0.00 | 266.07 | 0.00 | -530.34 |
| 2101 | Awards - Girls Cross Country | -213.91 | 0.00 | 129.33 | 0.00 | -343.24 |
| 2102 | Camps - Girls Cross Country | 0.00 | 0.00 | 0.00 | 0.00 | 0.00 |
| 2103 | Entry Fees - Girls Cross Country | 182.50 | 0.00 | 0.00 | 0.00 | 182.50 |
| 2104 | Equipment - Girls Cross Country | 0.00 | 0.00 | 0.00 | 0.00 | 0.00 |
| 2105 | Lodging - Girls Cross Country | 0.00 | 0.00 | 0.00 | 0.00 | 0.00 |
| 2106 | Meals - Girls Cross Country | -36.27 | 0.00 | 0.00 | 0.00 | -36.27 |
| 2107 | Officials - Girls Cross Country | 0.00 | 0.00 | 0.00 | 0.00 | 0.00 |
| 2108 | Prof. Development - Girls Cross Country | 0.00 | 0.00 | 0.00 | 0.00 | 0.00 |
| 2109 | Scouting - Girls Cross Country | 0.00 | 0.00 | 0.00 | 0.00 | 0.00 |
| 2110 | Security - Girls Cross Country | 0.00 | 0.00 | 0.00 | 0.00 | 0.00 |
| 2111 | Transportation - Girls Cross Country | -829.21 | 0.00 | 0.00 | 829.21 | 0.00 |

Current Cash Balance

Sorted by Site ID, Group ID, Activity ID.
From 07/01/2014 to 07/31/2014.

| Site ID Group ID | Site Name Group Name | Activity ID | Activity Name | Beginning Cash | Receipts | Disbursements | Adjustments | Cash Balance |
|---------------------|--|-------------|---------------|----------------|----------|---------------|-------------|--------------|
| 2112 | Uniforms/Apparel - Girls Cross Country | | | -970.68 | 0.00 | 0.00 | 0.00 | -970.68 |
| 2113 | Misc. Expenditures - Girls Cross Country | | | -301.88 | 0.00 | 0.00 | 0.00 | -301.88 |
| 2151 | Awards - Girls Golf | | | -83.50 | 0.00 | 0.00 | 0.00 | -83.50 |
| 2152 | Camps - Girls Golf | | | 0.00 | 0.00 | 0.00 | 0.00 | 0.00 |
| 2153 | Entry Fees - Girls Golf | | | -3.00 | 0.00 | 0.00 | 0.00 | -3.00 |
| 2154 | Equipment - Girls Golf | | | -414.89 | 0.00 | 0.00 | 0.00 | -414.89 |
| 2155 | Lodging - Girls Golf | | | -231.00 | 0.00 | 0.00 | 0.00 | -231.00 |
| 2156 | Meals - Girls Golf | | | -56.16 | 0.00 | 0.00 | 0.00 | -56.16 |
| 2157 | Officials - Girls Golf | | | 0.00 | 0.00 | 0.00 | 0.00 | 0.00 |
| 2158 | Prof. Development - Girls Golf | | | 0.00 | 0.00 | 0.00 | 0.00 | 0.00 |
| 2159 | Scouting - Girls Golf | | | 0.00 | 0.00 | 0.00 | 0.00 | 0.00 |
| 2160 | Security - Girls Golf | | | 0.00 | 0.00 | 0.00 | 0.00 | 0.00 |
| 2161 | Transportation - Girls Golf | | | -686.31 | 0.00 | 0.00 | 686.31 | 0.00 |
| 2162 | Uniforms/Apparel - Girls Golf | | | 0.00 | 0.00 | 0.00 | 0.00 | 0.00 |
| 2163 | Misc. Expenditures - Girls Golf | | | -1,167.56 | 0.00 | 0.00 | 0.00 | -1,167.56 |
| 2201 | Awards - Girls Soccer | | | -95.87 | 0.00 | 0.00 | 0.00 | -95.87 |
| 2202 | Camps - Girls Soccer | | | 1,547.12 | 160.00 | 46.00 | 0.00 | 1,661.12 |
| 2203 | Entry Fees - Girls Soccer | | | 320.00 | 0.00 | 0.00 | 0.00 | 320.00 |
| 2204 | Equipment - Girls Soccer | | | -4,434.94 | 0.00 | 0.00 | 0.00 | -4,434.94 |
| 2205 | Lodging - Girls Soccer | | | 0.00 | 0.00 | 0.00 | 0.00 | 0.00 |
| 2206 | Meals - Girls Soccer | | | 0.00 | 0.00 | 0.00 | 0.00 | 0.00 |
| 2207 | Officials - Girls Soccer | | | -2,889.00 | 0.00 | 0.00 | 0.00 | -2,889.00 |
| 2208 | Prof. Development - Girls Soccer | | | 0.00 | 0.00 | 0.00 | 0.00 | 0.00 |
| 2209 | Scouting - Girls Soccer | | | 0.00 | 0.00 | 0.00 | 0.00 | 0.00 |
| 2210 | Security - Girls Soccer | | | 0.00 | 0.00 | 0.00 | 0.00 | 0.00 |
| 2211 | Transportation - Girls Soccer | | | -1,787.40 | 0.00 | 0.00 | 1,787.40 | 0.00 |
| 2212 | Uniforms/Apparel - Girls Soccer | | | -4,334.10 | 0.00 | 0.00 | 0.00 | -4,334.10 |
| 2213 | Misc. Expenditures - Girls Soccer | | | -112.50 | 0.00 | 0.00 | 0.00 | -112.50 |
| 2251 | Awards - Girls Swimming | | | 0.00 | 0.00 | 0.00 | 0.00 | 0.00 |
| 2252 | Camps - Girls Swimming | | | -426.50 | 0.00 | 0.00 | 426.50 | 0.00 |
| 2253 | Entry Fees - Girls Swimming | | | -315.00 | 0.00 | 0.00 | 0.00 | -315.00 |
| 2254 | Equipment - Girls Swimming | | | -70.00 | 0.00 | 0.00 | 0.00 | -70.00 |
| 2255 | Lodging - Girls Swimming | | | 0.00 | 0.00 | 0.00 | 0.00 | 0.00 |
| 2256 | Meals - Girls Swimming | | | -73.54 | 0.00 | 0.00 | 0.00 | -73.54 |
| 2257 | Officials - Girls Swimming | | | -472.50 | 0.00 | 0.00 | 0.00 | -472.50 |
| 2258 | Prof. Development - Girls Swimming | | | 0.00 | 0.00 | 0.00 | 0.00 | 0.00 |
| 2259 | Scouting - Girls Swimming | | | 0.00 | 0.00 | 0.00 | 0.00 | 0.00 |
| 2260 | Security - Girls Swimming | | | 0.00 | 0.00 | 0.00 | 0.00 | 0.00 |
| 2261 | Transportation - Girls Swimming | | | -918.29 | 0.00 | 0.00 | 918.29 | 0.00 |
| 2262 | Uniforms/Apparel - Girls Swimming | | | -1,244.63 | 60.00 | 0.00 | 0.00 | -1,184.63 |
| 2263 | Misc. Expenditures - Girls Swimming | | | -404.03 | 0.00 | 0.00 | 0.00 | -404.03 |
| 2301 | Awards - Girls Tennis | | | 0.00 | 0.00 | 0.00 | 0.00 | 0.00 |
| 2302 | Camps - Girls Tennis | | | 141.00 | 0.00 | 0.00 | 0.00 | 141.00 |
| 2303 | Entry Fees - Girls Tennis | | | -425.00 | 0.00 | 0.00 | 0.00 | -425.00 |
| 2304 | Equipment - Girls Tennis | | | -1,071.66 | 0.00 | 0.00 | 0.00 | -1,071.66 |
| 2305 | Lodging - Girls Tennis | | | 0.00 | 0.00 | 0.00 | 0.00 | 0.00 |

Current Cash Balance

Sorted by Site ID, Group ID, Activity ID.
From 07/01/2014 to 07/31/2014.

| Site ID Group ID | Site Name Group Name | Activity Name | Beginning Cash | Receipts | Disbursements | Adjustments | Cash Balance |
|---------------------|-------------------------|---------------------------------------|----------------|----------|---------------|-------------|--------------|
| 2306 | | Meals - Girls Tennis | 0.00 | 0.00 | 0.00 | 0.00 | 0.00 |
| 2307 | | Officials - Girls Tennis | 0.00 | 0.00 | 0.00 | 0.00 | 0.00 |
| 2308 | | Prof. Development - Girls Tennis | 0.00 | 0.00 | 0.00 | 0.00 | 0.00 |
| 2309 | | Scouting - Girls Tennis | 0.00 | 0.00 | 0.00 | 0.00 | 0.00 |
| 2310 | | Security - Girls Tennis | 0.00 | 0.00 | 0.00 | 0.00 | 0.00 |
| 2311 | | Transportation - Girls Tennis | -2,240.13 | 0.00 | 0.00 | 2,240.13 | 0.00 |
| 2312 | | Uniforms/Apparel - Girls Tennis | -325.40 | 0.00 | 0.00 | 0.00 | -325.40 |
| 2313 | | Misc. Expenditures - Girls Tennis | -27.50 | 0.00 | 0.00 | 0.00 | -27.50 |
| 2351 | | Awards - Girls Track | -397.48 | 0.00 | 0.00 | 0.00 | -397.48 |
| 2352 | | Camps - Girls Track | 0.00 | 0.00 | 0.00 | 0.00 | 0.00 |
| 2353 | | Entry Fees - Girls Track | -67.50 | 0.00 | 0.00 | 0.00 | -67.50 |
| 2354 | | Equipment - Girls Track | -6,967.99 | 0.00 | 0.00 | 0.00 | -6,967.99 |
| 2355 | | Lodging - Girls Track | 0.00 | 0.00 | 0.00 | 0.00 | 0.00 |
| 2356 | | Meals - Girls Track | 0.00 | 0.00 | 0.00 | 0.00 | 0.00 |
| 2357 | | Officials - Girls Track | -556.20 | 0.00 | 0.00 | 0.00 | -556.20 |
| 2358 | | Prof. Development - Girls Track | 0.00 | 0.00 | 0.00 | 0.00 | 0.00 |
| 2359 | | Scouting - Girls Track | 0.00 | 0.00 | 0.00 | 0.00 | 0.00 |
| 2360 | | Security - Girls Track | 0.00 | 0.00 | 0.00 | 0.00 | 0.00 |
| 2361 | | Transportation - Girls Track | -2,578.15 | 0.00 | 0.00 | 2,578.15 | 0.00 |
| 2362 | | Uniforms/Apparel - Girls Track | -4,110.94 | 0.00 | 0.00 | 0.00 | -4,110.94 |
| 2363 | | Misc. Expenditures - Girls Track | -485.61 | 0.00 | 0.00 | 0.00 | -485.61 |
| 2401 | | Awards - Girls Volleyball | -292.50 | 0.00 | 0.00 | 0.00 | -292.50 |
| 2402 | | Camps - Girls Volleyball | 4,650.03 | 480.00 | 2,345.79 | 0.00 | 2,784.24 |
| 2403 | | Entry Fees - Girls Volleyball | 395.00 | 0.00 | 0.00 | 0.00 | 395.00 |
| 2404 | | Equipment - Girls Volleyball | -2,807.85 | 0.00 | 1,547.17 | 0.00 | -4,355.02 |
| 2405 | | Lodging - Girls Volleyball | 0.00 | 0.00 | 0.00 | 0.00 | 0.00 |
| 2406 | | Meals - Girls Volleyball | 0.00 | 0.00 | 0.00 | 0.00 | 0.00 |
| 2407 | | Officials - Girls Volleyball | -4,392.52 | 0.00 | 0.00 | 0.00 | -4,392.52 |
| 2408 | | Prof. Development - Girls Volleyball | 0.00 | 0.00 | 0.00 | 0.00 | 0.00 |
| 2409 | | Scouting - Girls Volleyball | 0.00 | 0.00 | 0.00 | 0.00 | 0.00 |
| 2410 | | Security - Girls Volleyball | 0.00 | 0.00 | 0.00 | 0.00 | 0.00 |
| 2411 | | Transportation - Girls Volleyball | -2,072.40 | 0.00 | 0.00 | 2,072.40 | 0.00 |
| 2412 | | Uniforms/Apparel - Girls Volleyball | -1,070.47 | 0.00 | 1,903.98 | 0.00 | -2,974.45 |
| 2413 | | Misc. Expenditures - Girls Volleyball | 0.00 | 0.00 | 0.00 | 0.00 | 0.00 |
| 2451 | | Awards - Girls Softball | -100.50 | 0.00 | 50.37 | 0.00 | -150.87 |
| 2452 | | Camps - Girls Softball | 5,383.40 | 630.00 | 814.15 | 0.00 | 5,199.25 |
| 2453 | | Entry Fees - Girls Softball | 20.00 | 0.00 | 0.00 | 0.00 | 20.00 |
| 2454 | | Equipment - Girls Softball | -3,334.57 | 0.00 | 94.80 | 0.00 | -3,429.37 |
| 2455 | | Lodging - Girls Softball | -2,079.20 | 0.00 | 0.00 | 0.00 | -2,079.20 |
| 2456 | | Meals - Girls Softball | -557.16 | 0.00 | 0.00 | 0.00 | -557.16 |
| 2457 | | Officials - Girls Softball | -1,708.00 | 0.00 | 0.00 | 0.00 | -1,708.00 |
| 2458 | | Prof. Development - Girls Softball | 0.00 | 0.00 | 0.00 | 0.00 | 0.00 |
| 2459 | | Scouting - Girls Softball | 0.00 | 0.00 | 0.00 | 0.00 | 0.00 |
| 2460 | | Security - Girls Softball | 0.00 | 0.00 | 0.00 | 0.00 | 0.00 |
| 2461 | | Transportation - Girls Softball | -2,855.91 | 0.00 | 0.00 | 2,855.91 | 0.00 |
| 2462 | | Uniforms/Apparel - Girls Softball | -1,042.90 | 0.00 | 0.00 | 0.00 | -1,042.90 |

Current Cash Balance

Sorted by Site ID, Group ID, Activity ID.
From 07/01/2014 to 07/31/2014.

| Site ID | Site Name | | | | | | |
|-------------|-------------------------------------|----------------|----------|---------------|-------------|--------------|--|
| Group ID | Group Name | | | | | | |
| Activity ID | Activity Name | Beginning Cash | Receipts | Disbursements | Adjustments | Cash Balance | |
| 2463 | Misc. Expenditures - Girls Softball | -7,403.48 | 0.00 | 0.00 | 0.00 | -7,403.48 | |
| B Totals: | | -71,891.54 | 1,330.00 | 7,457.54 | 19,521.79 | -58,497.29 | |

Current Cash Balance

Sorted by Site ID, Group ID, Activity ID.
From 07/01/2014 to 07/31/2014.

| Site ID | Site Name | | | | | |
|-------------|---|----------------|----------|---------------|-------------|--------------|
| Group ID | Group Name | | | | | |
| Activity ID | Activity Name | Beginning Cash | Receipts | Disbursements | Adjustments | Cash Balance |
| C | Athletics-Boys | | | | | |
| 3007 | Officials - Boys | 0.00 | 0.00 | 0.00 | 0.00 | 0.00 |
| 3051 | Awards - Boys Basketball | 0.00 | 0.00 | 0.00 | 0.00 | 0.00 |
| 3052 | Camps - Boys Basketball | 4,014.39 | 0.00 | 10.00 | 0.00 | 4,004.39 |
| 3053 | Entry Fees - Boys Basketball | -365.00 | 0.00 | 0.00 | 0.00 | -365.00 |
| 3054 | Equipment - Boys Basketball | -2,109.35 | 0.00 | 258.89 | 0.00 | -2,368.24 |
| 3055 | Lodging - Boys Basketball | 0.00 | 0.00 | 0.00 | 0.00 | 0.00 |
| 3056 | Meals - Boys Basketball | 0.00 | 0.00 | 0.00 | 0.00 | 0.00 |
| 3057 | Officials - Boys Basketball | -5,088.50 | 0.00 | 0.00 | 0.00 | -5,088.50 |
| 3058 | Prof. Development - Boys Basketball | 0.00 | 0.00 | 0.00 | 0.00 | 0.00 |
| 3059 | Scouting - Boys Basketball | 0.00 | 0.00 | 0.00 | 0.00 | 0.00 |
| 3060 | Security - Boys Basketball | -680.00 | 0.00 | 0.00 | 0.00 | -680.00 |
| 3061 | Transportation - Boys Basketball | -7,553.09 | 0.00 | 0.00 | 7,553.09 | 0.00 |
| 3062 | Uniforms/Apparel - Boys Basketball | 0.00 | 0.00 | 0.00 | 0.00 | 0.00 |
| 3063 | Misc. Expenditures - Boys Basketball | -264.26 | 0.00 | 266.07 | 0.00 | -530.33 |
| 3101 | Awards - Boys Cross Country | -233.91 | 0.00 | 129.32 | 0.00 | -363.23 |
| 3102 | Camps - Boys Cross Country | 0.00 | 0.00 | 0.00 | 0.00 | 0.00 |
| 3103 | Entry Fees - Boys Cross Country | 182.50 | 0.00 | 0.00 | 0.00 | 182.50 |
| 3104 | Equipment - Boys Cross Country | 0.00 | 0.00 | 0.00 | 0.00 | 0.00 |
| 3105 | Lodging - Boys Cross Country | 0.00 | 0.00 | 0.00 | 0.00 | 0.00 |
| 3106 | Meals - Boys Cross Country | -36.27 | 0.00 | 0.00 | 0.00 | -36.27 |
| 3107 | Officials - Boys Cross Country | 0.00 | 0.00 | 0.00 | 0.00 | 0.00 |
| 3108 | Prof. Development - Boys Cross Country | 0.00 | 0.00 | 0.00 | 0.00 | 0.00 |
| 3109 | Scouting - Boys Cross Country | 0.00 | 0.00 | 0.00 | 0.00 | 0.00 |
| 3110 | Security - Boys Cross Country | 0.00 | 0.00 | 0.00 | 0.00 | 0.00 |
| 3111 | Transportation - Boys Cross Country | -829.21 | 0.00 | 0.00 | 829.21 | 0.00 |
| 3112 | Uniforms/Apparel - Boys Cross Country | -323.77 | 0.00 | 0.00 | 0.00 | -323.77 |
| 3113 | Misc. Expenditures - Boys Cross Country | -692.94 | 0.00 | 0.00 | 0.00 | -692.94 |
| 3151 | Awards - Boys Golf | -173.45 | 0.00 | 0.00 | 0.00 | -173.45 |
| 3152 | Camps - Boys Golf | 0.00 | 0.00 | 0.00 | 0.00 | 0.00 |
| 3153 | Entry Fees - Boys Golf | 1,015.00 | 0.00 | 0.00 | 0.00 | 1,015.00 |
| 3154 | Equipment - Boys Golf | -1,350.71 | 0.00 | 0.00 | 0.00 | -1,350.71 |
| 3155 | Lodging - Boys Golf | 0.00 | 0.00 | 0.00 | 0.00 | 0.00 |
| 3156 | Meals - Boys Golf | 0.00 | 0.00 | 0.00 | 0.00 | 0.00 |
| 3157 | Officials - Boys Golf | 0.00 | 0.00 | 0.00 | 0.00 | 0.00 |
| 3158 | Prof. Development - Boys Golf | 0.00 | 0.00 | 0.00 | 0.00 | 0.00 |
| 3159 | Scouting - Boys Golf | 0.00 | 0.00 | 0.00 | 0.00 | 0.00 |
| 3160 | Security - Boys Golf | 0.00 | 0.00 | 0.00 | 0.00 | 0.00 |
| 3161 | Transportation - Boys Golf | -419.50 | 0.00 | 0.00 | 419.50 | 0.00 |
| 3162 | Uniforms/Apparel - Boys Golf | -61.79 | 0.00 | 0.00 | 0.00 | -61.79 |
| 3163 | Misc. Expenditures - Boys Golf | -2,653.75 | 0.00 | 0.00 | 0.00 | -2,653.75 |
| 3201 | Awards - Boys Soccer | -49.18 | 0.00 | 0.00 | 0.00 | -49.18 |
| 3202 | Camps - Boys Soccer | 43.87 | 0.00 | 0.00 | 0.00 | 43.87 |
| 3203 | Entry Fees - Boys Soccer | 55.00 | 0.00 | 0.00 | 0.00 | 55.00 |
| 3204 | Equipment - Boys Soccer | -4,743.46 | 0.00 | 0.00 | 0.00 | -4,743.46 |
| 3205 | Lodging - Boys Soccer | 0.00 | 0.00 | 0.00 | 0.00 | 0.00 |

Current Cash Balance

Sorted by Site ID, Group ID, Activity ID.
From 07/01/2014 to 07/31/2014.

| Site ID Group ID | Site Name Group Name | Activity ID | Activity Name | Beginning Cash | Receipts | Disbursements | Adjustments | Cash Balance |
|---------------------|------------------------------------|-------------|---------------|----------------|----------|---------------|-------------|--------------|
| 3206 | Meals - Boys Soccer | | | 0.00 | 0.00 | 0.00 | 0.00 | 0.00 |
| 3207 | Officials - Boys Soccer | | | -2,433.00 | 0.00 | 0.00 | 0.00 | -2,433.00 |
| 3208 | Prof. Development - Boys Soccer | | | 0.00 | 0.00 | 0.00 | 0.00 | 0.00 |
| 3209 | Scouting - Boys Soccer | | | 0.00 | 0.00 | 0.00 | 0.00 | 0.00 |
| 3210 | Security - Boys Soccer | | | 0.00 | 0.00 | 0.00 | 0.00 | 0.00 |
| 3211 | Transportation - Boys Soccer | | | -2,052.08 | 0.00 | 0.00 | 2,052.08 | 0.00 |
| 3212 | Uniforms/Apparel - Boys Soccer | | | -4,474.63 | 0.00 | 0.00 | 0.00 | -4,474.63 |
| 3213 | Misc. Expenditures - Boys Soccer | | | -133.77 | 0.00 | 301.42 | 0.00 | -435.19 |
| 3251 | Awards - Boys Swimming | | | -334.00 | 0.00 | 0.00 | 0.00 | -334.00 |
| 3252 | Camps - Boys Swimming | | | -426.50 | 0.00 | 0.00 | 426.50 | 0.00 |
| 3253 | Entry Fees - Boys Swimming | | | 1,180.00 | 0.00 | 0.00 | 0.00 | 1,180.00 |
| 3254 | Equipment - Boys Swimming | | | -70.00 | 0.00 | 0.00 | 0.00 | -70.00 |
| 3255 | Lodging - Boys Swimming | | | 0.00 | 0.00 | 0.00 | 0.00 | 0.00 |
| 3256 | Meals - Boys Swimming | | | -73.54 | 0.00 | 0.00 | 0.00 | -73.54 |
| 3257 | Officials - Boys Swimming | | | -772.50 | 0.00 | 0.00 | 0.00 | -772.50 |
| 3258 | Prof. Development - Boys Swimming | | | 0.00 | 0.00 | 0.00 | 0.00 | 0.00 |
| 3259 | Scouting - Boys Swimming | | | 0.00 | 0.00 | 0.00 | 0.00 | 0.00 |
| 3260 | Security - Boys Swimming | | | 0.00 | 0.00 | 0.00 | 0.00 | 0.00 |
| 3261 | Transportation - Boys Swimming | | | -960.11 | 0.00 | 0.00 | 960.11 | 0.00 |
| 3262 | Uniforms/Apparels - Boys Swimming | | | -813.17 | 80.00 | 0.00 | 0.00 | -733.17 |
| 3263 | Misc. Expenditures - Boys Swimming | | | -341.06 | 0.00 | 0.00 | 0.00 | -341.06 |
| 3301 | Awards - Boys Tennis | | | 0.00 | 0.00 | 0.00 | 0.00 | 0.00 |
| 3302 | Camps - Boys Tennis | | | 324.45 | 0.00 | 0.00 | 0.00 | 324.45 |
| 3303 | Entry Fees - Boys Tennis | | | -315.00 | 0.00 | 0.00 | 0.00 | -315.00 |
| 3304 | Equipment - Boys Tennis | | | -658.45 | 0.00 | 0.00 | 0.00 | -658.45 |
| 3305 | Lodging - Boys Tennis | | | 0.00 | 0.00 | 0.00 | 0.00 | 0.00 |
| 3306 | Meals - Boys Tennis | | | 0.00 | 0.00 | 0.00 | 0.00 | 0.00 |
| 3307 | Officials - Boys Tennis | | | 0.00 | 0.00 | 0.00 | 0.00 | 0.00 |
| 3308 | Prof. Development - Boys Tennis | | | 0.00 | 0.00 | 0.00 | 0.00 | 0.00 |
| 3309 | Scouting - Boys Tennis | | | 0.00 | 0.00 | 0.00 | 0.00 | 0.00 |
| 3310 | Security - Boys Tennis | | | 0.00 | 0.00 | 0.00 | 0.00 | 0.00 |
| 3311 | Transportation - Boys Tennis | | | -1,838.96 | 0.00 | 0.00 | 1,838.96 | 0.00 |
| 3312 | Uniforms/Apparel - Boys Tennis | | | -194.25 | 0.00 | 0.00 | 0.00 | -194.25 |
| 3313 | Misc. Expenditures - Boys Tennis | | | 0.00 | 0.00 | 0.00 | 0.00 | 0.00 |
| 3351 | Awards - Boys Track | | | -397.47 | 0.00 | 0.00 | 0.00 | -397.47 |
| 3352 | Camps - Boys Track | | | 3,458.71 | 50.00 | 459.00 | 0.00 | 3,049.71 |
| 3353 | Entry Fees - Boys Track | | | -227.50 | 0.00 | 0.00 | 0.00 | -227.50 |
| 3354 | Equipment - Boys Track | | | -10,428.35 | 0.00 | 0.00 | 0.00 | -10,428.35 |
| 3355 | Lodging - Boys Track | | | -545.70 | 0.00 | 0.00 | 0.00 | -545.70 |
| 3356 | Meals - Boys Track | | | 0.00 | 0.00 | 0.00 | 0.00 | 0.00 |
| 3357 | Officials - Boys Track | | | -556.20 | 0.00 | 0.00 | 0.00 | -556.20 |
| 3358 | Prof. Development - Boys Track | | | 0.00 | 0.00 | 0.00 | 0.00 | 0.00 |
| 3359 | Scouting - Boys Track | | | 0.00 | 0.00 | 0.00 | 0.00 | 0.00 |
| 3360 | Security - Boys Track | | | 0.00 | 0.00 | 0.00 | 0.00 | 0.00 |
| 3361 | Transportation - Boys Track | | | -2,873.81 | 0.00 | 0.00 | 2,873.81 | 0.00 |
| 3362 | Uniforms/Apparel - Boys Track | | | -4,449.67 | 0.00 | 0.00 | 0.00 | -4,449.67 |

Current Cash Balance

Sorted by Site ID, Group ID, Activity ID.
From 07/01/2014 to 07/31/2014.

| Site ID Group ID | Site Name Group Name | Activity ID | Activity Name | Beginning Cash | Receipts | Disbursements | Adjustments | Cash Balance |
|---------------------|-------------------------|-------------|-------------------------------------|----------------|----------|---------------|-------------|--------------|
| 3363 | | | Misc. Expenditures - Boys Track | -658.57 | 0.00 | 0.00 | 0.00 | -658.57 |
| 3451 | | | Awards - Boys Baseball | -121.95 | 0.00 | 0.00 | 0.00 | -121.95 |
| 3452 | | | Camps - Boys Baseball | 4,167.27 | 0.00 | 0.00 | 0.00 | 4,167.27 |
| 3453 | | | Entry Fees - Boys Baseball | 265.00 | 0.00 | 0.00 | 0.00 | 265.00 |
| 3454 | | | Equipment - Boys Baseball | -7,623.35 | 0.00 | 185.00 | 0.00 | -7,808.35 |
| 3455 | | | Lodging - Boys Baseball | 0.00 | 0.00 | 0.00 | 0.00 | 0.00 |
| 3456 | | | Meals - Boys Baseball | 0.00 | 0.00 | 0.00 | 0.00 | 0.00 |
| 3457 | | | Officials - Boys Baseball | -3,818.00 | 0.00 | 0.00 | 0.00 | -3,818.00 |
| 3458 | | | Prof. Development - Boys Baseball | 0.00 | 0.00 | 0.00 | 0.00 | 0.00 |
| 3459 | | | Scouting - Boys Baseball | 0.00 | 0.00 | 0.00 | 0.00 | 0.00 |
| 3460 | | | Security - Boys Baseball | 0.00 | 0.00 | 0.00 | 0.00 | 0.00 |
| 3461 | | | Transportation - Boys Baseball | -2,408.71 | 0.00 | 0.00 | 2,408.71 | 0.00 |
| 3462 | | | Uniforms/Apparel - Boys Baseball | -2,380.00 | 0.00 | 0.00 | 0.00 | -2,380.00 |
| 3463 | | | Misc. Expenditures - Boys Baseball | -1,911.12 | 0.00 | 2,185.00 | 0.00 | -4,096.12 |
| 3501 | | | Awards - Boys Football | 0.00 | 0.00 | 0.00 | 0.00 | 0.00 |
| 3502 | | | Camps - Boys Football | 5,052.92 | 5,540.00 | 1,498.95 | 0.00 | 9,093.97 |
| 3503 | | | Entry Fees - Boys Football | 0.00 | 0.00 | 0.00 | 0.00 | 0.00 |
| 3504 | | | Equipment - Boys Football | -24,974.97 | 0.00 | 3,596.79 | 0.00 | -28,571.76 |
| 3505 | | | Lodging - Boys Football | 0.00 | 0.00 | 0.00 | 0.00 | 0.00 |
| 3506 | | | Meals - Boys Football | 0.00 | 0.00 | 0.00 | 0.00 | 0.00 |
| 3507 | | | Officials - Boys Football | -4,408.66 | 0.00 | 0.00 | 0.00 | -4,408.66 |
| 3508 | | | Prof. Development - Boys Football | -499.00 | 0.00 | 0.00 | 0.00 | -499.00 |
| 3509 | | | Scouting - Boys Football | 0.00 | 0.00 | 0.00 | 0.00 | 0.00 |
| 3510 | | | Security - Boys Football | -2,000.00 | 0.00 | 0.00 | 0.00 | -2,000.00 |
| 3511 | | | Transportation - Boys Football | -3,094.37 | 0.00 | 0.00 | 3,094.37 | 0.00 |
| 3512 | | | Uniforms/Apparel - Boys Football | -5,841.93 | 0.00 | 0.00 | 0.00 | -5,841.93 |
| 3515 | | | Misc. Expenditures - Boys Football | -83.02 | 0.00 | 0.00 | 0.00 | -83.02 |
| 3551 | | | Awards - Boys Wrestling | -197.60 | 0.00 | 0.00 | 0.00 | -197.60 |
| 3552 | | | Camps - Boys Wrestling | 0.00 | 0.00 | 0.00 | 0.00 | 0.00 |
| 3553 | | | Entry Fees - Boys Wrestling | -1,190.00 | 0.00 | 0.00 | 0.00 | -1,190.00 |
| 3554 | | | Equipment - Boys Wrestling | -2,494.94 | 0.00 | 1,496.87 | 0.00 | -3,991.81 |
| 3555 | | | Lodging - Boys Wrestling | -799.20 | 0.00 | 0.00 | 0.00 | -799.20 |
| 3556 | | | Meals - Boys Wrestling | -1,283.00 | 0.00 | 0.00 | 0.00 | -1,283.00 |
| 3557 | | | Officials - Boys Wrestling | -1,310.00 | 0.00 | 0.00 | 0.00 | -1,310.00 |
| 3558 | | | Prof. Development - Boys Wrestling | 0.00 | 0.00 | 0.00 | 0.00 | 0.00 |
| 3559 | | | Scouting - Boys Wrestling | 0.00 | 0.00 | 0.00 | 0.00 | 0.00 |
| 3560 | | | Security - Boys Wrestling | 0.00 | 0.00 | 0.00 | 0.00 | 0.00 |
| 3561 | | | Transportation - Boys Wrestling | -10,578.24 | 0.00 | 0.00 | 10,578.24 | 0.00 |
| 3562 | | | Uniforms/Apparel - Boys Wrestling | -3,605.45 | 0.00 | 0.00 | 0.00 | -3,605.45 |
| 3563 | | | Misc. Expenditures - Boys Wrestling | -2,191.20 | 0.00 | 0.00 | 0.00 | -2,191.20 |
| C Totals: | | | | -126,712.03 | 5,670.00 | 10,387.31 | 33,034.58 | -98,394.76 |

Current Cash Balance

Sorted by Site ID, Group ID, Activity ID.
From 07/01/2014 to 07/31/2014.

| Site ID | Site Name | | | | | |
|-------------|-------------------------|----------------|----------|---------------|-------------|--------------|
| Group ID | Group Name | | | | | |
| Activity ID | Activity Name | Beginning Cash | Receipts | Disbursements | Adjustments | Cash Balance |
| D | CLUBS AND ORGANIZATIONS | | | | | |
| 4010 | 40 Assets | 1,260.19 | 0.00 | 50.00 | 0.00 | 1,210.19 |
| 4020 | Academic Awards | -468.08 | 0.00 | 0.00 | 468.08 | 0.00 |
| 4030 | Amnesty International | 0.00 | 0.00 | 0.00 | 0.00 | 0.00 |
| 4040 | Art | 141.76 | 0.00 | 0.00 | 0.00 | 141.76 |
| 4050 | Astronomy Club | 0.00 | 0.00 | 0.00 | 0.00 | 0.00 |
| 4055 | Athletic Trainers Club | -5.50 | 0.00 | 0.00 | 0.00 | -5.50 |
| 4060 | Band | 10,731.06 | 0.00 | 7,733.52 | 0.00 | 2,997.54 |
| 4061 | Band Uniforms | 0.00 | 0.00 | 0.00 | 0.00 | 0.00 |
| 4062 | Band Trip | 0.00 | 0.00 | 0.00 | 0.00 | 0.00 |
| 4080 | Book Club | 0.00 | 0.00 | 0.00 | 0.00 | 0.00 |
| 4100 | Builders Club | 0.00 | 0.00 | 0.00 | 0.00 | 0.00 |
| 4109 | Cheer Uniforms | 0.00 | 0.00 | 0.00 | 0.00 | 0.00 |
| 4110 | Cheerleading | 13,865.96 | 3,732.57 | 220.20 | 0.00 | 17,378.33 |
| 4115 | Uniforms-Cheer/Dance | 0.00 | 0.00 | 0.00 | 0.00 | 0.00 |
| 4130 | Chess Club | 39.10 | 0.00 | 0.00 | 0.00 | 39.10 |
| 4140 | Choir | 1,625.25 | 0.00 | 120.84 | 0.00 | 1,504.41 |
| 4141 | Choir Trip | 0.00 | 0.00 | 0.00 | 0.00 | 0.00 |
| 4160 | Construction | -333.26 | 0.00 | 46.50 | 0.00 | -379.76 |
| 4180 | Culinary Competition | 0.00 | 0.00 | 0.00 | 0.00 | 0.00 |
| 4190 | Dance | -9,044.86 | 1,316.20 | 2,546.37 | 5,745.78 | -4,529.25 |
| 4191 | Dance Uniforms | 0.00 | 0.00 | 0.00 | 0.00 | 0.00 |
| 4200 | Debate Team | 1,415.17 | 0.00 | 600.00 | 0.00 | 815.17 |
| 4210 | DECA | -3,902.79 | 0.00 | 2,303.85 | 325.00 | -5,881.64 |
| 4215 | Diversity Club | 0.00 | 0.00 | 0.00 | 0.00 | 0.00 |
| 4220 | Drama Club | 0.00 | 0.00 | 0.00 | 0.00 | 0.00 |
| 4230 | Environmental Club | 3,299.08 | 0.00 | 48.22 | 0.00 | 3,250.86 |
| 4240 | Fashion Merchandising | 5.08 | 0.00 | 0.00 | 0.00 | 5.08 |
| 4250 | FCCLA | 44.50 | 0.00 | 0.00 | 0.00 | 44.50 |
| 4260 | FCS Club | 16.50 | 0.00 | 0.00 | 0.00 | 16.50 |
| 4290 | Forensics | 5,316.20 | 0.00 | 0.00 | 0.00 | 5,316.20 |
| 4300 | Foundation/PEMS | 185.27 | 0.00 | 0.00 | 0.00 | 185.27 |
| 4310 | French Club | 224.42 | 0.00 | 0.00 | 0.00 | 224.42 |
| 4320 | Future Educators | 0.00 | 0.00 | 0.00 | 0.00 | 0.00 |
| 4330 | Garden Club | 0.00 | 0.00 | 0.00 | 0.00 | 0.00 |
| 4340 | German Club | 439.75 | 0.00 | 0.00 | 0.00 | 439.75 |
| 4350 | Graphics | 5.00 | 0.00 | 0.00 | 0.00 | 5.00 |
| 4365 | HOSA | 118.63 | 0.00 | 0.00 | 0.00 | 118.63 |
| 4380 | International Club | 66.67 | 0.00 | 0.00 | 0.00 | 66.67 |
| 4390 | Intramurals | 913.69 | 0.00 | 0.00 | 0.00 | 913.69 |
| 4410 | Junior Class | 1,981.60 | 0.00 | 0.00 | 0.00 | 1,981.60 |
| 4450 | LEO Club | 119.90 | 0.00 | 0.00 | 0.00 | 119.90 |
| 4460 | Literary Magazine | 340.58 | 0.00 | 0.00 | 0.00 | 340.58 |
| 4470 | Manufacturing | 1,085.85 | 0.00 | 0.00 | 0.00 | 1,085.85 |
| 4501 | Music-Auditorium | 0.00 | 0.00 | 0.00 | 0.00 | 0.00 |
| 4502 | Music-Donations | 0.00 | 0.00 | 0.00 | 0.00 | 0.00 |

Current Cash Balance

Sorted by Site ID, Group ID, Activity ID.
From 07/01/2014 to 07/31/2014.

| Site ID Group ID | Site Name Group Name | Activity ID | Activity Name | Beginning Cash | Receipts | Disbursements | Adjustments | Cash Balance |
|---------------------|-----------------------------|-------------|---------------|----------------|----------|---------------|-------------|--------------|
| 4503 | Music-Musicals | | | 0.00 | 0.00 | 0.00 | 0.00 | 0.00 |
| 4510 | National Honor Society | | | 2,914.06 | 0.00 | 0.00 | 0.00 | 2,914.06 |
| 4520 | Newspaper | | | 6,785.08 | 0.00 | 405.35 | 0.00 | 6,379.73 |
| 4530 | Orchestra | | | 730.41 | 0.00 | 0.00 | 0.00 | 730.41 |
| 4531 | Orchestra Trip | | | 0.00 | 0.00 | 0.00 | 0.00 | 0.00 |
| 4550 | Patriot Photo | | | 1,831.52 | 0.00 | 0.00 | 0.00 | 1,831.52 |
| 4570 | Play Production | | | 7,707.52 | 754.89 | 3,470.75 | 425.00 | 5,416.66 |
| 4600 | Robotics & Engineering Club | | | 0.00 | 0.00 | 0.00 | 0.00 | 0.00 |
| 4640 | Senior Class | | | 1,560.49 | 0.00 | 656.70 | 0.00 | 903.79 |
| 4645 | Show Choir | | | 10,220.88 | 0.00 | 0.00 | 0.00 | 10,220.88 |
| 4650 | Skills USA | | | -673.62 | 0.00 | 0.00 | 0.00 | -673.62 |
| 4660 | Spanish Club | | | 166.43 | 0.00 | 0.00 | 0.00 | 166.43 |
| 4685 | Squashfest | | | 0.00 | 0.00 | 0.00 | 0.00 | 0.00 |
| 4690 | Spirit Shop | | | 39,064.35 | 0.00 | 0.00 | 0.00 | 39,064.35 |
| 4695 | STARS | | | 0.00 | 0.00 | 0.00 | 0.00 | 0.00 |
| 4710 | Student Council | | | 10,758.10 | 0.00 | 1,666.49 | 0.00 | 9,091.61 |
| 4760 | World Language | | | 373.12 | 0.00 | 0.00 | 0.00 | 373.12 |
| 4770 | Yearbook | | | 25,711.80 | 0.00 | 3,255.49 | 0.00 | 22,456.31 |
| D Totals: | | | | 136,636.86 | 5,803.66 | 23,124.28 | 6,963.86 | 126,280.10 |
| E | ADMINISTRATIVE CUSTODIAL | | | | | | | |
| 5010 | After Prom | | | 0.00 | 0.00 | 0.00 | 0.00 | 0.00 |
| 5020 | Fines | | | 17,680.89 | 0.00 | 1,335.65 | 0.00 | 16,345.24 |
| 5025 | Fines - Library Book | | | 285.39 | 0.00 | 0.00 | 0.00 | 285.39 |
| 5030 | Counseling Center | | | 434.01 | 0.00 | 98.00 | 0.00 | 336.01 |
| 5040 | Fundraising-General | | | 0.00 | 0.00 | 0.00 | 0.00 | 0.00 |
| 5060 | Hospitality | | | 568.50 | 0.00 | 180.00 | 0.00 | 388.50 |
| 5070 | Library | | | 213.49 | 0.00 | 0.00 | 0.00 | 213.49 |
| 5097 | New Frontier | | | 233.68 | 0.00 | 0.00 | 0.00 | 233.68 |
| 5100 | Other Adm Custodial | | | 7.64 | 0.00 | 0.00 | 0.00 | 7.64 |
| 5110 | Other Student Activities | | | 0.00 | 0.00 | 0.00 | 0.00 | 0.00 |
| 5130 | Parking | | | 19,123.87 | 60.00 | 6,404.18 | 0.00 | 12,779.69 |
| 5135 | Patriot Post | | | 0.00 | 0.00 | 0.00 | 0.00 | 0.00 |
| 5140 | PayBac | | | 1,055.48 | 0.00 | 0.00 | 0.00 | 1,055.48 |
| 5150 | Pool Maintenance | | | 8,369.99 | 655.00 | 516.37 | -853.00 | 7,655.62 |
| 5160 | PSAT Exam | | | 17.56 | 0.00 | 0.00 | 0.00 | 17.56 |
| 5166 | SpEd | | | 122.89 | 0.00 | 0.00 | 0.00 | 122.89 |
| 5167 | Student ID Card Fee | | | 868.35 | 0.00 | 0.00 | 0.00 | 868.35 |
| 5170 | Student Notebooks | | | 50.00 | 0.00 | 0.00 | 0.00 | 50.00 |
| 5180 | Teacher Fund/Grants | | | 1,500.00 | 0.00 | 0.00 | 0.00 | 1,500.00 |
| 5185 | Technology | | | 0.00 | 0.00 | 0.00 | 0.00 | 0.00 |
| 5190 | Transcripts | | | 1,452.42 | 0.00 | 0.00 | 0.00 | 1,452.42 |
| E Totals: | | | | 51,984.16 | 715.00 | 8,534.20 | -853.00 | 43,311.96 |

Current Cash Balance

Sorted by Site ID, Group ID, Activity ID.
From 07/01/2014 to 07/31/2014.

| Site ID Group ID | Site Name Group Name | Activity ID | Activity Name | Beginning Cash | Receipts | Disbursements | Adjustments | Cash Balance |
|---------------------|-------------------------|-------------|-----------------------------------|----------------|------------|---------------|-------------|--------------|
| Q | STUDENT FEE FUND | | | | | | | |
| | 7160 | | Participation Fees - Athletics | 41,200.00 | 0.00 | 150.00 | 0.00 | 41,050.00 |
| | 7170 | | Participation Fees - Clubs & Orgs | 0.00 | 6,495.78 | 0.00 | -6,495.78 | 0.00 |
| | 7190 | | Field Trips | -127.43 | 1,097.00 | 853.00 | 0.00 | 116.57 |
| | Q | Totals: | | 41,072.57 | 7,592.78 | 1,003.00 | -6,495.78 | 41,166.57 |
| R | AP/IB EXAMS | | | | | | | |
| | 8010 | | AP Exams | 11,871.00 | 7,264.00 | 0.00 | 0.00 | 19,135.00 |
| | R | Totals: | | 11,871.00 | 7,264.00 | 0.00 | 0.00 | 19,135.00 |
| S | ATHLETIC | | | | | | | |
| | 9010 | | Gate Receipts | 91,286.89 | 0.00 | 0.00 | 0.00 | 91,286.89 |
| | 9020 | | Cash Reserve | 406,175.53 | 0.00 | 0.00 | 0.00 | 406,175.53 |
| | 9030 | | Concessions | 22,220.36 | 0.00 | 0.00 | 0.00 | 22,220.36 |
| | 9040 | | Tickets | 14,600.00 | 0.00 | 150.00 | 0.00 | 14,450.00 |
| | 9050 | | Athletic-General | -23,394.26 | 0.00 | 981.17 | 0.00 | -24,375.43 |
| | 9060 | | Athletic Director | -1,293.34 | 0.00 | 40.00 | 0.00 | -1,333.34 |
| | 9070 | | Miscellaneous Receipts | 11,989.88 | 9,715.91 | 0.00 | 22,482.72 | 44,188.51 |
| | 9080 | | Fundraising-Athletic | 60.00 | 0.00 | 0.00 | 0.00 | 60.00 |
| | 9090 | | Strength & Conditioning | -4,454.16 | 0.00 | 0.00 | 0.00 | -4,454.16 |
| | 9100 | | Athletic Training | -12,239.75 | 0.00 | 0.00 | 0.00 | -12,239.75 |
| | 9110 | | Activities | -14,898.11 | 0.00 | 1,968.87 | 0.00 | -16,866.98 |
| | 9120 | | Booster Contributions-Girls | 2,220.00 | 27,780.00 | 0.00 | 0.00 | 30,000.00 |
| | 9130 | | Booster Contributions-Boys | 2,220.00 | 27,780.00 | 0.00 | 0.00 | 30,000.00 |
| | 9140 | | Metro Tournament | 0.00 | 0.00 | 0.00 | 0.00 | 0.00 |
| | S | Totals: | | 494,493.04 | 65,275.91 | 3,140.04 | 22,482.72 | 579,111.63 |
| | SHS | Totals: | | 552,062.42 | 162,051.35 | 57,781.74 | 0.00 | 656,332.03 |

Current Cash Balance

Sorted by Site ID, Group ID, Activity ID.
From 07/01/2014 to 07/31/2014.

| Site ID | Site Name | | | | | |
|-------------|--|----------------|----------|---------------|-------------|--------------|
| Group ID | Group Name | | | | | |
| Activity ID | Activity Name | Beginning Cash | Receipts | Disbursements | Adjustments | Cash Balance |
| WHS | Millard West High School | | | | | |
| A | ACTIVITY GENERAL | | | | | |
| 1010 | General Admin | 252.29 | 0.00 | 3,720.86 | 0.00 | -3,468.57 |
| 1025 | Savings | -434,294.60 | 0.00 | 0.00 | 0.00 | -434,294.60 |
| 1030 | Staff Vending | -3,985.74 | 0.00 | 0.00 | 0.00 | -3,985.74 |
| 1035 | Student Vending | 45,000.01 | 0.00 | 0.00 | 0.00 | 45,000.01 |
| 1040 | Donations | 8,226.34 | 162.00 | 80.67 | 0.00 | 8,307.67 |
| 1050 | Projects/Support | 1,697.68 | 0.00 | -836.97 | 0.00 | 2,534.65 |
| 1070 | Start Up Cash | -10,989.79 | 0.00 | 0.00 | 0.00 | -10,989.79 |
| 1090 | Other Revenue | 6,364.65 | 0.00 | -260.51 | 0.00 | 6,625.16 |
| 1100 | Damage & Loss Property | 78.20 | 0.00 | 0.00 | 0.00 | 78.20 |
| 1110 | Extracurr Transportation | 0.00 | 0.00 | 0.00 | 0.00 | 0.00 |
| 1130 | Building Maintenance | -269.29 | 0.00 | -202.38 | 0.00 | -66.91 |
| | A Totals: | -387,920.25 | 162.00 | 2,501.67 | 0.00 | -390,259.92 |
| B | Athletics-Girls | | | | | |
| 2051 | Awards - Girls Basketball | -144.43 | 0.00 | -22.50 | 0.00 | -121.93 |
| 2052 | Camps - Girls Basketball | 8,788.19 | 0.00 | -2,840.65 | 0.00 | 11,628.84 |
| 2053 | Entry Fees - Girls Basketball | -250.00 | 0.00 | 0.00 | 0.00 | -250.00 |
| 2054 | Equipment - Girls Basketball | -730.11 | 0.00 | 329.70 | 0.00 | -1,059.81 |
| 2055 | Lodging - Girls Basketball | 0.00 | 0.00 | 0.00 | 0.00 | 0.00 |
| 2056 | Meals - Girls Basketball | -812.43 | 295.00 | -295.00 | 0.00 | -222.43 |
| 2057 | Officials - Girls Basketball | -4,329.00 | 0.00 | 0.00 | 0.00 | -4,329.00 |
| 2058 | Prof. Development - Girls Basketball | 0.00 | 0.00 | 0.00 | 0.00 | 0.00 |
| 2059 | Scouting - Girls Basketball | 0.00 | 0.00 | 0.00 | 0.00 | 0.00 |
| 2060 | Security - Girls Basketball | -450.00 | 0.00 | 0.00 | 0.00 | -450.00 |
| 2061 | Transportation - Girls Basketball | -3,187.26 | 0.00 | 45.75 | 0.00 | -3,233.01 |
| 2062 | Uniforms/Apparel - Girls Basketball | -18.58 | 0.00 | 0.00 | 0.00 | -18.58 |
| 2063 | Misc. Expenditures - Girls Basketball | -312.50 | 0.00 | -75.00 | 0.00 | -237.50 |
| 2101 | Awards - Girls Cross Country | -148.10 | 0.00 | 0.00 | 0.00 | -148.10 |
| 2102 | Camps - Girls Cross Country | 5,164.83 | 0.00 | -180.07 | 0.00 | 5,344.90 |
| 2103 | Entry Fees - Girls Cross Country | -90.00 | 0.00 | 0.00 | 0.00 | -90.00 |
| 2104 | Equipment - Girls Cross Country | -266.07 | 0.00 | 0.00 | 0.00 | -266.07 |
| 2105 | Lodging - Girls Cross Country | 213.70 | 0.00 | 0.00 | 0.00 | 213.70 |
| 2106 | Meals - Girls Cross Country | -293.50 | 0.00 | 0.00 | 0.00 | -293.50 |
| 2107 | Officials - Girls Cross Country | 0.00 | 0.00 | 0.00 | 0.00 | 0.00 |
| 2108 | Prof. Development - Girls Cross Country | 0.00 | 0.00 | 0.00 | 0.00 | 0.00 |
| 2109 | Scouting - Girls Cross Country | 0.00 | 0.00 | 0.00 | 0.00 | 0.00 |
| 2110 | Security - Girls Cross Country | -62.50 | 0.00 | 0.00 | 0.00 | -62.50 |
| 2111 | Transportation - Girls Cross Country | -2,282.16 | 0.00 | 0.00 | 0.00 | -2,282.16 |
| 2112 | Uniforms/Apparel - Girls Cross Country | -994.77 | 0.00 | 0.00 | 0.00 | -994.77 |
| 2113 | Misc. Expenditures - Girls Cross Country | -511.32 | 0.00 | 0.00 | 0.00 | -511.32 |
| 2151 | Awards - Girls Golf | -14.75 | 0.00 | 0.00 | 0.00 | -14.75 |
| 2152 | Camps - Girls Golf | 0.00 | 0.00 | 0.00 | 0.00 | 0.00 |
| 2153 | Entry Fees - Girls Golf | -1,205.50 | 0.00 | -75.00 | 0.00 | -1,130.50 |
| 2154 | Equipment - Girls Golf | -3,138.40 | 0.00 | 0.00 | 0.00 | -3,138.40 |

Current Cash Balance

Sorted by Site ID, Group ID, Activity ID.
From 07/01/2014 to 07/31/2014.

| Site ID Group ID | Site Name Group Name | Activity ID | Activity Name | Beginning Cash | Receipts | Disbursements | Adjustments | Cash Balance |
|---------------------|-------------------------------------|-------------|---------------|----------------|----------|---------------|-------------|--------------|
| 2155 | Lodging - Girls Golf | | | -1,212.75 | 0.00 | 0.00 | 0.00 | -1,212.75 |
| 2156 | Meals - Girls Golf | | | 0.00 | 0.00 | 0.00 | 0.00 | 0.00 |
| 2157 | Officials - Girls Golf | | | 0.00 | 0.00 | 0.00 | 0.00 | 0.00 |
| 2158 | Prof. Development - Girls Golf | | | 0.00 | 0.00 | 0.00 | 0.00 | 0.00 |
| 2159 | Scouting - Girls Golf | | | 0.00 | 0.00 | 0.00 | 0.00 | 0.00 |
| 2160 | Security - Girls Golf | | | 0.00 | 0.00 | 0.00 | 0.00 | 0.00 |
| 2161 | Transportation - Girls Golf | | | -1,662.18 | 0.00 | 0.00 | 0.00 | -1,662.18 |
| 2162 | Uniforms/Apparel - Girls Golf | | | -416.77 | 0.00 | 0.00 | 0.00 | -416.77 |
| 2163 | Misc. Expenditures - Girls Golf | | | -1,690.00 | 0.00 | 0.00 | 0.00 | -1,690.00 |
| 2201 | Awards - Girls Soccer | | | -61.47 | 0.00 | 9.00 | 0.00 | -70.47 |
| 2202 | Camps - Girls Soccer | | | 5,332.40 | 0.00 | -142.67 | 0.00 | 5,475.07 |
| 2203 | Entry Fees - Girls Soccer | | | 0.00 | 0.00 | 0.00 | 0.00 | 0.00 |
| 2204 | Equipment - Girls Soccer | | | -27.97 | 0.00 | 548.03 | 0.00 | -576.00 |
| 2205 | Lodging - Girls Soccer | | | 0.00 | 0.00 | 0.00 | 0.00 | 0.00 |
| 2206 | Meals - Girls Soccer | | | 0.00 | 0.00 | 0.00 | 0.00 | 0.00 |
| 2207 | Officials - Girls Soccer | | | -2,628.00 | 0.00 | -765.00 | 0.00 | -1,863.00 |
| 2208 | Prof. Development - Girls Soccer | | | 0.00 | 0.00 | 0.00 | 0.00 | 0.00 |
| 2209 | Scouting - Girls Soccer | | | 0.00 | 0.00 | 0.00 | 0.00 | 0.00 |
| 2210 | Security - Girls Soccer | | | 0.00 | 0.00 | 0.00 | 0.00 | 0.00 |
| 2211 | Transportation - Girls Soccer | | | -1,994.37 | 0.00 | -869.91 | 0.00 | -1,124.46 |
| 2212 | Uniforms/Apparel - Girls Soccer | | | 2,896.00 | 0.00 | 261.00 | 0.00 | 2,635.00 |
| 2213 | Misc. Expenditures - Girls Soccer | | | -195.06 | 0.00 | -62.00 | 0.00 | -133.06 |
| 2251 | Awards - Girls Swimming | | | -358.00 | 0.00 | 0.00 | 0.00 | -358.00 |
| 2252 | Camps - Girls Swimming | | | 6,355.78 | 1,250.00 | -339.61 | 0.00 | 7,945.39 |
| 2253 | Entry Fees - Girls Swimming | | | -395.00 | 0.00 | 0.00 | 0.00 | -395.00 |
| 2254 | Equipment - Girls Swimming | | | -385.50 | 0.00 | 0.00 | 0.00 | -385.50 |
| 2255 | Lodging - Girls Swimming | | | 0.00 | 0.00 | 0.00 | 0.00 | 0.00 |
| 2256 | Meals - Girls Swimming | | | 59.22 | 0.00 | 0.00 | 0.00 | 59.22 |
| 2257 | Officials - Girls Swimming | | | -470.00 | 0.00 | 0.00 | 0.00 | -470.00 |
| 2258 | Prof. Development - Girls Swimming | | | 0.00 | 0.00 | 0.00 | 0.00 | 0.00 |
| 2259 | Scouting - Girls Swimming | | | 0.00 | 0.00 | 0.00 | 0.00 | 0.00 |
| 2260 | Security - Girls Swimming | | | 0.00 | 0.00 | 0.00 | 0.00 | 0.00 |
| 2261 | Transportation - Girls Swimming | | | -950.67 | 0.00 | 0.00 | 0.00 | -950.67 |
| 2262 | Uniforms/Apparel - Girls Swimming | | | 0.00 | 0.00 | 0.00 | 0.00 | 0.00 |
| 2263 | Misc. Expenditures - Girls Swimming | | | -75.00 | 0.00 | 0.00 | 0.00 | -75.00 |
| 2301 | Awards - Girls Tennis | | | -86.40 | 0.00 | 7.50 | 0.00 | -93.90 |
| 2302 | Camps - Girls Tennis | | | 1,615.96 | 0.00 | -132.00 | 0.00 | 1,747.96 |
| 2303 | Entry Fees - Girls Tennis | | | 1,225.00 | 0.00 | -170.00 | 0.00 | 1,395.00 |
| 2304 | Equipment - Girls Tennis | | | -1,831.86 | 0.00 | -808.71 | 0.00 | -1,023.15 |
| 2305 | Lodging - Girls Tennis | | | 0.00 | 0.00 | 0.00 | 0.00 | 0.00 |
| 2306 | Meals - Girls Tennis | | | -139.42 | 115.81 | -139.42 | 0.00 | 115.81 |
| 2307 | Officials - Girls Tennis | | | 0.00 | 0.00 | 0.00 | 0.00 | 0.00 |
| 2308 | Prof. Development - Girls Tennis | | | 0.00 | 0.00 | 0.00 | 0.00 | 0.00 |
| 2309 | Scouting - Girls Tennis | | | 0.00 | 0.00 | 0.00 | 0.00 | 0.00 |
| 2310 | Security - Girls Tennis | | | 0.00 | 0.00 | 0.00 | 0.00 | 0.00 |
| 2311 | Transportation - Girls Tennis | | | 0.00 | 0.00 | 0.00 | 0.00 | 0.00 |

Current Cash Balance

Sorted by Site ID, Group ID, Activity ID.
From 07/01/2014 to 07/31/2014.

| Site ID Group ID | Site Name Group Name | Activity ID | Activity Name | Beginning Cash | Receipts | Disbursements | Adjustments | Cash Balance |
|---------------------|---------------------------------------|-------------|---------------|----------------|----------|---------------|-------------|--------------|
| 2312 | Uniforms/Apparel - Girls Tennis | | | 0.00 | 1,656.00 | 1,656.00 | 0.00 | 0.00 |
| 2313 | Misc. Expenditures - Girls Tennis | | | -482.06 | 66.00 | -362.00 | 0.00 | -54.06 |
| 2351 | Awards - Girls Track | | | -801.77 | 0.00 | 0.00 | 0.00 | -801.77 |
| 2352 | Camps - Girls Track | | | 248.82 | 25.00 | -661.72 | 0.00 | 935.54 |
| 2353 | Entry Fees - Girls Track | | | 197.13 | 0.00 | -254.00 | 0.00 | 451.13 |
| 2354 | Equipment - Girls Track | | | -16,023.80 | 0.00 | 0.00 | 0.00 | -16,023.80 |
| 2355 | Lodging - Girls Track | | | 0.00 | 0.00 | 0.00 | 0.00 | 0.00 |
| 2356 | Meals - Girls Track | | | -916.77 | 0.00 | -516.77 | 0.00 | -400.00 |
| 2357 | Officials - Girls Track | | | -87.50 | 0.00 | 0.00 | 0.00 | -87.50 |
| 2358 | Prof. Development - Girls Track | | | 0.00 | 0.00 | 0.00 | 0.00 | 0.00 |
| 2359 | Scouting - Girls Track | | | 0.00 | 0.00 | 0.00 | 0.00 | 0.00 |
| 2360 | Security - Girls Track | | | 0.00 | 0.00 | 0.00 | 0.00 | 0.00 |
| 2361 | Transportation - Girls Track | | | -5,870.77 | 0.00 | -2,030.16 | 0.00 | -3,840.61 |
| 2362 | Uniforms/Apparel - Girls Track | | | -1,741.68 | 0.00 | 0.00 | 0.00 | -1,741.68 |
| 2363 | Misc. Expenditures - Girls Track | | | -1,247.84 | 0.00 | -337.50 | 0.00 | -910.34 |
| 2401 | Awards - Girls Volleyball | | | -86.45 | 0.00 | 0.00 | 0.00 | -86.45 |
| 2402 | Camps - Girls Volleyball | | | 12,624.33 | 2,440.00 | -410.00 | 0.00 | 15,474.33 |
| 2403 | Entry Fees - Girls Volleyball | | | 32.00 | 0.00 | 0.00 | 0.00 | 32.00 |
| 2404 | Equipment - Girls Volleyball | | | -407.14 | 0.00 | 0.00 | 0.00 | -407.14 |
| 2405 | Lodging - Girls Volleyball | | | -4,183.65 | 0.00 | 0.00 | 0.00 | -4,183.65 |
| 2406 | Meals - Girls Volleyball | | | -1,105.36 | 0.00 | 0.00 | 0.00 | -1,105.36 |
| 2407 | Officials - Girls Volleyball | | | -2,897.00 | 0.00 | -105.00 | 0.00 | -2,792.00 |
| 2408 | Prof. Development - Girls Volleyball | | | 0.00 | 0.00 | 0.00 | 0.00 | 0.00 |
| 2409 | Scouting - Girls Volleyball | | | 0.00 | 0.00 | 0.00 | 0.00 | 0.00 |
| 2410 | Security - Girls Volleyball | | | 0.00 | 0.00 | 0.00 | 0.00 | 0.00 |
| 2411 | Transportation - Girls Volleyball | | | -3,840.20 | 0.00 | 0.00 | 0.00 | -3,840.20 |
| 2412 | Uniforms/Apparel - Girls Volleyball | | | -182.00 | 0.00 | 0.00 | 0.00 | -182.00 |
| 2413 | Misc. Expenditures - Girls Volleyball | | | -1,050.00 | 0.00 | -25.00 | 0.00 | -1,025.00 |
| 2451 | Awards - Girls Softball | | | -6.00 | 0.00 | 0.00 | 0.00 | -6.00 |
| 2452 | Camps - Girls Softball | | | 9,467.07 | 0.00 | -293.00 | 0.00 | 9,760.07 |
| 2454 | Equipment - Girls Softball | | | -2,814.55 | 0.00 | 0.00 | 0.00 | -2,814.55 |
| 2455 | Lodging - Girls Softball | | | -4,673.13 | 0.00 | 0.00 | 0.00 | -4,673.13 |
| 2456 | Meals - Girls Softball | | | -1,151.04 | 0.00 | 0.00 | 0.00 | -1,151.04 |
| 2457 | Officials - Girls Softball | | | -684.00 | 0.00 | 0.00 | 0.00 | -684.00 |
| 2458 | Prof. Development - Girls Softball | | | -230.00 | 0.00 | 0.00 | 0.00 | -230.00 |
| 2459 | Scouting - Girls Softball | | | 0.00 | 0.00 | 0.00 | 0.00 | 0.00 |
| 2460 | Security - Girls Softball | | | 0.00 | 0.00 | 0.00 | 0.00 | 0.00 |
| 2461 | Transportation - Girls Softball | | | -1,600.10 | 0.00 | 0.00 | 0.00 | -1,600.10 |
| 2462 | Uniforms/Apparel - Girls Softball | | | -395.00 | 0.00 | 0.00 | 0.00 | -395.00 |
| 2463 | Misc. Expenditures - Girls Softball | | | -4,780.00 | 0.00 | 0.00 | 0.00 | -4,780.00 |
| B Totals: | | | | -36,859.18 | 5,847.81 | -9,055.71 | 0.00 | -21,955.66 |

Current Cash Balance

Sorted by Site ID, Group ID, Activity ID.
From 07/01/2014 to 07/31/2014.

| Site ID Group ID | Site Name Group Name | Activity ID | Activity Name | Beginning Cash | Receipts | Disbursements | Adjustments | Cash Balance |
|---------------------|---|-------------|---------------|----------------|----------|---------------|-------------|--------------|
| C | Athletics-Boys | | | | | | | |
| 3051 | Awards - Boys Basketball | | | -64.50 | 0.00 | -22.50 | 0.00 | -42.00 |
| 3052 | Camps - Boys Basketball | | | 1,879.32 | 0.00 | -10,794.20 | 0.00 | 12,673.52 |
| 3053 | Entry Fees - Boys Basketball | | | -100.00 | 0.00 | 0.00 | 0.00 | -100.00 |
| 3054 | Equipment - Boys Basketball | | | -433.50 | 0.00 | -5,248.76 | 0.00 | 4,815.26 |
| 3055 | Lodging - Boys Basketball | | | 0.00 | 0.00 | 0.00 | 0.00 | 0.00 |
| 3056 | Meals - Boys Basketball | | | -304.25 | 0.00 | -130.00 | 0.00 | -174.25 |
| 3057 | Officials - Boys Basketball | | | -4,569.31 | 0.00 | 20.00 | 0.00 | -4,589.31 |
| 3058 | Prof. Development - Boys Basketball | | | 0.00 | 0.00 | 0.00 | 0.00 | 0.00 |
| 3059 | Scouting - Boys Basketball | | | 0.00 | 0.00 | 0.00 | 0.00 | 0.00 |
| 3060 | Security - Boys Basketball | | | -525.00 | 0.00 | 0.00 | 0.00 | -525.00 |
| 3061 | Transportation - Boys Basketball | | | -3,574.64 | 0.00 | 45.76 | 0.00 | -3,620.40 |
| 3062 | Uniforms/Apparel - Boys Basketball | | | 101.35 | 0.00 | 0.00 | 0.00 | 101.35 |
| 3063 | Misc. Expenditures - Boys Basketball | | | -687.50 | 0.00 | -25.00 | 0.00 | -662.50 |
| 3101 | Awards - Boys Cross Country | | | -148.10 | 0.00 | 0.00 | 0.00 | -148.10 |
| 3102 | Camps - Boys Cross Country | | | 6,548.40 | 0.00 | -1,088.20 | 0.00 | 7,636.60 |
| 3103 | Entry Fees - Boys Cross Country | | | 10.00 | 0.00 | 0.00 | 0.00 | 10.00 |
| 3104 | Equipment - Boys Cross Country | | | -929.09 | 0.00 | 0.00 | 0.00 | -929.09 |
| 3105 | Lodging - Boys Cross Country | | | 0.00 | 0.00 | 0.00 | 0.00 | 0.00 |
| 3106 | Meals - Boys Cross Country | | | -329.50 | 0.00 | 0.00 | 0.00 | -329.50 |
| 3107 | Officials - Boys Cross Country | | | 0.00 | 0.00 | 0.00 | 0.00 | 0.00 |
| 3108 | Prof. Development - Boys Cross Country | | | 0.00 | 0.00 | 0.00 | 0.00 | 0.00 |
| 3109 | Scouting - Boys Cross Country | | | 0.00 | 0.00 | 0.00 | 0.00 | 0.00 |
| 3110 | Security - Boys Cross Country | | | -140.88 | 0.00 | 0.00 | 0.00 | -140.88 |
| 3111 | Transportation - Boys Cross Country | | | -2,282.16 | 0.00 | 0.00 | 0.00 | -2,282.16 |
| 3112 | Uniforms/Apparel - Boys Cross Country | | | -994.78 | 0.00 | 0.00 | 0.00 | -994.78 |
| 3113 | Misc. Expenditures - Boys Cross Country | | | -511.33 | 0.00 | 0.00 | 0.00 | -511.33 |
| 3151 | Awards - Boys Golf | | | -107.60 | 0.00 | 0.00 | 0.00 | -107.60 |
| 3152 | Camps - Boys Golf | | | 1,779.42 | 0.00 | -731.76 | 0.00 | 2,511.18 |
| 3153 | Entry Fees - Boys Golf | | | -2,911.00 | 0.00 | -1,951.00 | 0.00 | -960.00 |
| 3154 | Equipment - Boys Golf | | | -2,917.06 | 702.88 | -589.10 | 0.00 | -1,625.08 |
| 3155 | Lodging - Boys Golf | | | 0.00 | 0.00 | 0.00 | 0.00 | 0.00 |
| 3156 | Meals - Boys Golf | | | 0.00 | 0.00 | 0.00 | 0.00 | 0.00 |
| 3157 | Officials - Boys Golf | | | -304.91 | 0.00 | 0.00 | 0.00 | -304.91 |
| 3158 | Prof. Development - Boys Golf | | | 0.00 | 0.00 | 0.00 | 0.00 | 0.00 |
| 3159 | Scouting - Boys Golf | | | 0.00 | 0.00 | 0.00 | 0.00 | 0.00 |
| 3160 | Security - Boys Golf | | | 0.00 | 0.00 | 0.00 | 0.00 | 0.00 |
| 3161 | Transportation - Boys Golf | | | -260.94 | 0.00 | -14.52 | 0.00 | -246.42 |
| 3162 | Uniforms/Apparel - Boys Golf | | | -1,042.57 | 0.00 | -341.88 | 0.00 | -700.69 |
| 3163 | Misc. Expenditures - Boys Golf | | | -2,598.00 | 0.00 | -1,299.00 | 0.00 | -1,299.00 |
| 3201 | Awards - Boys Soccer | | | -13.79 | 0.00 | -13.79 | 0.00 | 0.00 |
| 3202 | Camps - Boys Soccer | | | 6,191.45 | 0.00 | -1,307.60 | 0.00 | 7,499.05 |
| 3203 | Entry Fees - Boys Soccer | | | -325.00 | 0.00 | 0.00 | 0.00 | -325.00 |
| 3204 | Equipment - Boys Soccer | | | -477.98 | 0.00 | -27.98 | 0.00 | -450.00 |
| 3205 | Lodging - Boys Soccer | | | 0.00 | 0.00 | 0.00 | 0.00 | 0.00 |
| 3206 | Meals - Boys Soccer | | | -463.70 | 0.00 | -231.85 | 0.00 | -231.85 |

Current Cash Balance

Sorted by Site ID, Group ID, Activity ID.
From 07/01/2014 to 07/31/2014.

| Site ID Group ID | Site Name Group Name | Activity ID | Activity Name | Beginning Cash | Receipts | Disbursements | Adjustments | Cash Balance |
|---------------------|------------------------------------|-------------|---------------|----------------|----------|---------------|-------------|--------------|
| 3207 | Officials - Boys Soccer | | | -1,699.00 | 0.00 | -738.00 | 0.00 | -961.00 |
| 3208 | Prof. Development - Boys Soccer | | | 0.00 | 0.00 | 0.00 | 0.00 | 0.00 |
| 3209 | Scouting - Boys Soccer | | | 0.00 | 0.00 | 0.00 | 0.00 | 0.00 |
| 3210 | Security - Boys Soccer | | | -176.00 | 0.00 | 0.00 | 0.00 | -176.00 |
| 3211 | Transportation - Boys Soccer | | | -4,610.78 | 0.00 | -2,045.02 | 0.00 | -2,565.76 |
| 3212 | Uniforms/Apparel - Boys Soccer | | | -7,052.00 | 0.00 | 0.00 | 0.00 | -7,052.00 |
| 3213 | Misc. Expenditures - Boys Soccer | | | -220.06 | 0.00 | -87.00 | 0.00 | -133.06 |
| 3251 | Awards - Boys Swimming | | | 0.00 | 0.00 | 0.00 | 0.00 | 0.00 |
| 3252 | Camps - Boys Swimming | | | 10,310.03 | 1,250.00 | -339.63 | 0.00 | 11,899.66 |
| 3253 | Entry Fees - Boys Swimming | | | -395.00 | 0.00 | 0.00 | 0.00 | -395.00 |
| 3254 | Equipment - Boys Swimming | | | -385.50 | 0.00 | 0.00 | 0.00 | -385.50 |
| 3255 | Lodging - Boys Swimming | | | 0.00 | 0.00 | 0.00 | 0.00 | 0.00 |
| 3256 | Meals - Boys Swimming | | | 59.21 | 0.00 | 0.00 | 0.00 | 59.21 |
| 3257 | Officials - Boys Swimming | | | -387.50 | 0.00 | 0.00 | 0.00 | -387.50 |
| 3258 | Prof. Development - Boys Swimming | | | 0.00 | 0.00 | 0.00 | 0.00 | 0.00 |
| 3259 | Scouting - Boys Swimming | | | 0.00 | 0.00 | 0.00 | 0.00 | 0.00 |
| 3260 | Security - Boys Swimming | | | 0.00 | 0.00 | 0.00 | 0.00 | 0.00 |
| 3261 | Transportation - Boys Swimming | | | -967.69 | 0.00 | 0.00 | 0.00 | -967.69 |
| 3262 | Uniforms/Apparels - Boys Swimming | | | 0.00 | 0.00 | 0.00 | 0.00 | 0.00 |
| 3263 | Misc. Expenditures - Boys Swimming | | | -137.50 | 0.00 | 0.00 | 0.00 | -137.50 |
| 3301 | Awards - Boys Tennis | | | -104.50 | 0.00 | 0.00 | 0.00 | -104.50 |
| 3302 | Camps - Boys Tennis | | | 662.33 | 0.00 | 0.00 | 0.00 | 662.33 |
| 3303 | Entry Fees - Boys Tennis | | | 455.00 | 0.00 | 0.00 | 0.00 | 455.00 |
| 3304 | Equipment - Boys Tennis | | | -1,713.29 | 0.00 | -619.77 | 0.00 | -1,093.52 |
| 3305 | Lodging - Boys Tennis | | | 0.00 | 0.00 | 0.00 | 0.00 | 0.00 |
| 3306 | Meals - Boys Tennis | | | -80.00 | 0.00 | 0.00 | 0.00 | -80.00 |
| 3307 | Officials - Boys Tennis | | | 0.00 | 0.00 | 0.00 | 0.00 | 0.00 |
| 3308 | Prof. Development - Boys Tennis | | | 0.00 | 0.00 | 0.00 | 0.00 | 0.00 |
| 3309 | Scouting - Boys Tennis | | | 0.00 | 0.00 | 0.00 | 0.00 | 0.00 |
| 3310 | Security - Boys Tennis | | | 0.00 | 0.00 | 0.00 | 0.00 | 0.00 |
| 3311 | Transportation - Boys Tennis | | | -194.44 | 0.00 | 0.00 | 0.00 | -194.44 |
| 3312 | Uniforms/Apparel - Boys Tennis | | | 0.00 | 0.00 | 0.00 | 0.00 | 0.00 |
| 3313 | Misc. Expenditures - Boys Tennis | | | -341.06 | 0.00 | 0.00 | 0.00 | -341.06 |
| 3351 | Awards - Boys Track | | | -903.80 | 0.00 | 0.00 | 0.00 | -903.80 |
| 3352 | Camps - Boys Track | | | 628.51 | 0.00 | -505.06 | 0.00 | 1,133.57 |
| 3354 | Equipment - Boys Track | | | -15,663.80 | 0.00 | 0.00 | 0.00 | -15,663.80 |
| 3355 | Lodging - Boys Track | | | 0.00 | 0.00 | 0.00 | 0.00 | 0.00 |
| 3356 | Meals - Boys Track | | | -1,375.76 | 0.00 | -820.76 | 0.00 | -555.00 |
| 3357 | Officials - Boys Track | | | -115.00 | 0.00 | 0.00 | 0.00 | -115.00 |
| 3358 | Prof. Development - Boys Track | | | 0.00 | 0.00 | 0.00 | 0.00 | 0.00 |
| 3359 | Scouting - Boys Track | | | 0.00 | 0.00 | 0.00 | 0.00 | 0.00 |
| 3360 | Security - Boys Track | | | 0.00 | 0.00 | 0.00 | 0.00 | 0.00 |
| 3361 | Transportation - Boys Track | | | -5,179.98 | 0.00 | -2,196.91 | 0.00 | -2,983.07 |
| 3362 | Uniforms/Apparel - Boys Track | | | -1,314.90 | 0.00 | 0.00 | 0.00 | -1,314.90 |
| 3363 | Misc. Expenditures - Boys Track | | | -1,160.34 | 0.00 | -337.50 | 0.00 | -822.84 |
| 3451 | Awards - Boys Baseball | | | -75.92 | 0.00 | 0.00 | 0.00 | -75.92 |

Current Cash Balance

Sorted by Site ID, Group ID, Activity ID.
From 07/01/2014 to 07/31/2014.

| Site ID Group ID | Site Name Group Name | Activity ID | Activity Name | Beginning Cash | Receipts | Disbursements | Adjustments | Cash Balance |
|---------------------|-------------------------------------|-------------|---------------|----------------|----------|---------------|-------------|--------------|
| 3452 | Camps - Boys Baseball | | | 7,981.72 | 0.00 | -6,220.44 | 0.00 | 14,202.16 |
| 3453 | Entry Fees - Boys Baseball | | | 47.17 | 0.00 | -1,102.83 | 0.00 | 1,150.00 |
| 3454 | Equipment - Boys Baseball | | | -3,076.85 | 0.00 | -333.05 | 0.00 | -2,743.80 |
| 3455 | Lodging - Boys Baseball | | | 0.00 | 0.00 | 0.00 | 0.00 | 0.00 |
| 3456 | Meals - Boys Baseball | | | 0.00 | 0.00 | 0.00 | 0.00 | 0.00 |
| 3457 | Officials - Boys Baseball | | | -5,986.00 | 0.00 | -1,545.00 | 0.00 | -4,441.00 |
| 3458 | Prof. Development - Boys Baseball | | | -106.00 | 0.00 | 0.00 | 0.00 | -106.00 |
| 3459 | Scouting - Boys Baseball | | | 0.00 | 0.00 | 0.00 | 0.00 | 0.00 |
| 3460 | Security - Boys Baseball | | | 0.00 | 0.00 | 0.00 | 0.00 | 0.00 |
| 3461 | Transportation - Boys Baseball | | | -8,489.57 | 0.00 | -3,778.90 | 0.00 | -4,710.67 |
| 3462 | Uniforms/Apparel - Boys Baseball | | | -1,177.75 | 0.00 | 0.00 | 0.00 | -1,177.75 |
| 3463 | Misc. Expenditures - Boys Baseball | | | -2,152.56 | 0.00 | -425.00 | 0.00 | -1,727.56 |
| 3501 | Awards - Boys Football | | | -143.43 | 0.00 | 0.00 | 0.00 | -143.43 |
| 3502 | Camps - Boys Football | | | 6,179.49 | 0.00 | -100.50 | 0.00 | 6,279.99 |
| 3503 | Entry Fees - Boys Football | | | 0.00 | 0.00 | 0.00 | 0.00 | 0.00 |
| 3504 | Equipment - Boys Football | | | -52,188.27 | 0.00 | -29,859.17 | 0.00 | -22,329.10 |
| 3505 | Lodging - Boys Football | | | 0.00 | 0.00 | 0.00 | 0.00 | 0.00 |
| 3506 | Meals - Boys Football | | | -900.00 | 0.00 | 0.00 | 0.00 | -900.00 |
| 3507 | Officials - Boys Football | | | -4,972.40 | 0.00 | -47.00 | 0.00 | -4,925.40 |
| 3508 | Prof. Development - Boys Football | | | 0.00 | 0.00 | 0.00 | 0.00 | 0.00 |
| 3509 | Scouting - Boys Football | | | 0.00 | 0.00 | 0.00 | 0.00 | 0.00 |
| 3510 | Security - Boys Football | | | -3,203.25 | 0.00 | 0.00 | 0.00 | -3,203.25 |
| 3511 | Transportation - Boys Football | | | -5,609.88 | 0.00 | 0.00 | 0.00 | -5,609.88 |
| 3512 | Uniforms/Apparel - Boys Football | | | -145.83 | 0.00 | 0.00 | 0.00 | -145.83 |
| 3513 | Misc Expenditures-Boys Football | | | -1,370.50 | 0.00 | 0.00 | 0.00 | -1,370.50 |
| 3551 | Awards - Boys Wrestling | | | -161.70 | 0.00 | 0.00 | 0.00 | -161.70 |
| 3552 | Camps - Boys Wrestling | | | -2,725.74 | 0.00 | -5,898.32 | 0.00 | 3,172.58 |
| 3554 | Equipment - Boys Wrestling | | | -9,726.78 | 0.00 | 0.00 | 0.00 | -9,726.78 |
| 3555 | Lodging - Boys Wrestling | | | -1,070.86 | 0.00 | -764.90 | 0.00 | -305.96 |
| 3556 | Meals - Boys Wrestling | | | -955.96 | 0.00 | 0.00 | 0.00 | -955.96 |
| 3557 | Officials - Boys Wrestling | | | -3,433.91 | 0.00 | 0.00 | 0.00 | -3,433.91 |
| 3558 | Prof. Development - Boys Wrestling | | | 0.00 | 0.00 | 0.00 | 0.00 | 0.00 |
| 3559 | Scouting - Boys Wrestling | | | 0.00 | 0.00 | 0.00 | 0.00 | 0.00 |
| 3560 | Security - Boys Wrestling | | | 0.00 | 0.00 | 0.00 | 0.00 | 0.00 |
| 3561 | Transportation - Boys Wrestling | | | -6,331.97 | 0.00 | -290.20 | 0.00 | -6,041.77 |
| 3562 | Uniforms/Apparel - Boys Wrestling | | | 0.00 | 0.00 | 0.00 | 0.00 | 0.00 |
| 3563 | Misc. Expenditures - Boys Wrestling | | | 0.00 | 0.00 | 0.00 | 0.00 | 0.00 |
| C Totals: | | | | -142,366.72 | 1,952.88 | -81,806.34 | 0.00 | -58,607.50 |

Current Cash Balance

Sorted by Site ID, Group ID, Activity ID.
From 07/01/2014 to 07/31/2014.

| Site ID | Site Name | | | | | |
|-------------|-------------------------|----------------|----------|---------------|-------------|--------------|
| Group ID | Group Name | | | | | |
| Activity ID | Activity Name | Beginning Cash | Receipts | Disbursements | Adjustments | Cash Balance |
| D | CLUBS AND ORGANIZATIONS | | | | | |
| 4010 | 40 Assets | 196.34 | 0.00 | -72.65 | 0.00 | 268.99 |
| 4030 | Amnesty International | 27.51 | 0.00 | 0.00 | 0.00 | 27.51 |
| 4040 | Art | 6,434.33 | 0.00 | -50.00 | 0.00 | 6,484.33 |
| 4060 | Band | 3,253.97 | 0.00 | -3,486.12 | 0.00 | 6,740.09 |
| 4110 | Cheerleading | -13.25 | 0.00 | 0.00 | 0.00 | -13.25 |
| 4115 | Uniforms-Cheer/Dance | -3,526.60 | 0.00 | 0.00 | 0.00 | -3,526.60 |
| 4140 | Choir | 11,536.00 | 0.00 | -2,263.13 | 0.00 | 13,799.13 |
| 4160 | Construction | 6.19 | 0.00 | 0.00 | 0.00 | 6.19 |
| 4180 | Culinary Competition | 0.56 | 0.00 | 0.00 | 0.00 | 0.56 |
| 4190 | Dance | 20,699.69 | 973.43 | 13,455.05 | 0.00 | 8,218.07 |
| 4200 | Debate Team | -3,552.87 | 0.00 | -4,472.54 | 0.00 | 919.67 |
| 4210 | DECA | 1,413.91 | 0.00 | 6,279.60 | 0.00 | -4,865.69 |
| 4220 | Drama Club | -441.83 | 0.00 | -30.16 | 0.00 | -411.67 |
| 4225 | Engineering | 0.00 | 0.00 | 0.00 | 0.00 | 0.00 |
| 4230 | Environmental Club | 5,334.56 | 0.00 | 0.00 | 0.00 | 5,334.56 |
| 4250 | FCCLA | 2,674.88 | 0.00 | -1,252.08 | 0.00 | 3,926.96 |
| 4260 | FCS Club | 142.03 | 0.00 | -56.72 | 0.00 | 198.75 |
| 4290 | Forensics | -1,948.33 | 0.00 | -200.50 | 0.00 | -1,747.83 |
| 4310 | French Club | 957.24 | 0.00 | 235.75 | 0.00 | 721.49 |
| 4320 | Future Educators | 677.98 | 0.00 | -359.95 | 0.00 | 1,037.93 |
| 4340 | German Club | 373.27 | 0.00 | 51.97 | 0.00 | 321.30 |
| 4365 | HOSA | 879.93 | 0.00 | 44.20 | 0.00 | 835.73 |
| 4390 | Intramurals | 1,230.46 | 0.00 | -54.00 | 0.00 | 1,284.46 |
| 4395 | Invisible Children-WHS | 1.34 | 0.00 | -475.00 | 0.00 | 476.34 |
| 4400 | Japanese Club | 64.44 | 0.00 | 0.00 | 0.00 | 64.44 |
| 4410 | Junior Class | 10,820.11 | 0.00 | -536.86 | 0.00 | 11,356.97 |
| 4420 | Key Club | 2,478.87 | 0.00 | -450.00 | 0.00 | 2,928.87 |
| 4440 | Leadership Club | 30.00 | 0.00 | 0.00 | 0.00 | 30.00 |
| 4460 | Literary Magazine | 706.32 | 0.00 | 0.00 | 0.00 | 706.32 |
| 4470 | Manufacturing | 57.92 | 0.00 | 0.00 | 0.00 | 57.92 |
| 4480 | Mascot Team | -2,761.58 | 0.00 | 0.00 | 0.00 | -2,761.58 |
| 4490 | M-Club | 1,420.69 | 0.00 | 0.00 | 0.00 | 1,420.69 |
| 4500 | Music | 2,220.60 | 0.00 | 117.54 | 0.00 | 2,103.06 |
| 4510 | National Honor Society | 8,114.75 | 0.00 | -497.83 | 0.00 | 8,612.58 |
| 4520 | Newspaper | -922.64 | 0.00 | 608.92 | 0.00 | -1,531.56 |
| 4530 | Orchestra | 772.39 | 25.00 | 90.34 | 0.00 | 707.05 |
| 4540 | Other Clubs | 0.00 | 0.00 | 0.00 | 0.00 | 0.00 |
| 4570 | Play Production | 7,391.78 | 0.00 | -2,764.80 | 0.00 | 10,156.58 |
| 4605 | Power Robotics | 2,603.90 | 0.00 | 715.17 | 0.00 | 1,888.73 |
| 4630 | Science Club | -168.79 | 0.00 | 0.00 | 0.00 | -168.79 |
| 4640 | Senior Class | 748.46 | 0.00 | -2,059.68 | 0.00 | 2,808.14 |
| 4645 | Show Choir | -52,259.65 | 4,317.95 | 389.78 | 0.00 | -48,331.48 |
| 4646 | Singsation | 64,273.67 | 0.00 | -6.27 | 0.00 | 64,279.94 |
| 4650 | Skills USA | -6.00 | 0.00 | -98.00 | 0.00 | 92.00 |
| 4660 | Spanish Club | 359.61 | 0.00 | -363.34 | 0.00 | 722.95 |

Current Cash Balance

Sorted by Site ID, Group ID, Activity ID.
From 07/01/2014 to 07/31/2014.

| Site ID Group ID | Site Name Group Name | Activity ID | Activity Name | Beginning Cash | Receipts | Disbursements | Adjustments | Cash Balance |
|---------------------|--------------------------|-------------|-----------------------------------|----------------|-----------|---------------|-------------|--------------|
| | | 4690 | Spirit Shop | 7,879.04 | 0.00 | -382.28 | 0.00 | 8,261.32 |
| | | 4700 | STUCO Workshops | 157.93 | 0.00 | 0.00 | 0.00 | 157.93 |
| | | 4710 | Student Council | 15,341.99 | 0.00 | 20.95 | 0.00 | 15,321.04 |
| | | 4770 | Yearbook | 62,053.85 | 0.00 | 2,637.06 | 0.00 | 59,416.79 |
| | | 4780 | Youth to Youth | 513.37 | 0.00 | 0.00 | 0.00 | 513.37 |
| | D | Totals: | | 178,248.34 | 5,316.38 | 4,714.42 | 0.00 | 178,850.30 |
| E | ADMINISTRATIVE CUSTODIAL | | | | | | | |
| | | 5020 | Fines | -1,365.69 | 115.41 | 0.00 | 0.00 | -1,250.28 |
| | | 5030 | Counseling Center | 2,309.48 | 0.00 | -216.44 | 0.00 | 2,525.92 |
| | | 5060 | Hospitality | -325.43 | 0.00 | 0.00 | 0.00 | -325.43 |
| | | 5070 | Library | 298.53 | 0.00 | 0.00 | 0.00 | 298.53 |
| | | 5110 | Other Student Activities | 0.00 | 0.00 | 0.00 | 0.00 | 0.00 |
| | | 5120 | P.E. | -2,658.47 | 0.00 | 0.00 | 0.00 | -2,658.47 |
| | | 5130 | Parking | 26,768.42 | 0.00 | 7,684.17 | 0.00 | 19,084.25 |
| | | 5185 | Technology | 5,003.46 | 0.00 | 0.00 | 0.00 | 5,003.46 |
| | | 5205 | Vocational | 80.00 | 0.00 | 0.00 | 0.00 | 80.00 |
| | E | Totals: | | 30,110.30 | 115.41 | 7,467.73 | 0.00 | 22,757.98 |
| Q | STUDENT FEE FUND | | | | | | | |
| | | 7160 | Participation Fees - Athletics | 64,770.00 | 3,360.00 | -20.00 | 0.00 | 68,150.00 |
| | | 7170 | Participation Fees - Clubs & Orgs | 2,432.00 | 0.00 | 0.00 | 0.00 | 2,432.00 |
| | | 7190 | Field Trips | -10,158.31 | 0.00 | -7,485.79 | 0.00 | -2,672.52 |
| | | 7900 | Field Trips-Other | 55,044.72 | 0.00 | 0.00 | 0.00 | 55,044.72 |
| | Q | Totals: | | 112,088.41 | 3,360.00 | -7,505.79 | 0.00 | 122,954.20 |
| R | AP/IB EXAMS | | | | | | | |
| | | 8010 | AP Exams | 46,071.16 | 0.00 | -76.20 | 0.00 | 46,147.36 |
| | R | Totals: | | 46,071.16 | 0.00 | -76.20 | 0.00 | 46,147.36 |
| S | ATHLETIC | | | | | | | |
| | | 9010 | Gate Receipts | 119,065.05 | 0.00 | -2,637.69 | 0.00 | 121,702.74 |
| | | 9020 | Cash Reserve | 197,539.37 | 0.00 | 0.00 | 0.00 | 197,539.37 |
| | | 9030 | Concessions | 11,923.95 | 0.00 | -935.72 | 0.00 | 12,859.67 |
| | | 9040 | Tickets | 11,348.82 | 0.00 | 0.00 | 0.00 | 11,348.82 |
| | | 9050 | Athletic-General | -41,359.57 | 3,648.05 | 1,685.78 | 0.00 | -39,397.30 |
| | | 9060 | Athletic Director | 9,242.60 | 0.00 | 577.34 | 0.00 | 8,665.26 |
| | | 9070 | Miscellaneous Receipts | 249.03 | 0.00 | 0.00 | 0.00 | 249.03 |
| | | 9080 | Fundraising-Athletic | 0.00 | 0.00 | 0.00 | 0.00 | 0.00 |
| | | 9090 | Strength & Conditioning | -599.12 | 0.00 | 4,850.00 | 0.00 | -5,449.12 |
| | | 9100 | Athletic Training | -5,133.88 | 0.00 | 3,011.82 | 0.00 | -8,145.70 |
| | | 9110 | Activities | -58,248.91 | 300.00 | -10,090.07 | 0.00 | -47,858.84 |
| | | 9120 | Booster Contributions-Girls | -298.13 | 0.00 | 0.00 | 0.00 | -298.13 |
| | | 9130 | Booster Contributions-Boys | 117.25 | 0.00 | 3,646.80 | 0.00 | -3,529.55 |
| | S | Totals: | | 243,846.46 | 3,948.05 | 108.26 | 0.00 | 247,686.25 |
| | WHS | Totals: | | 43,218.52 | 20,702.53 | -83,651.96 | 0.00 | 147,573.01 |

ALL Data

Current Cash Balance Report

Date: 07/01/2014 thru 07/31/2014

Arranged by:
Group ID and Activity Number

| Activity Number and Name | Beginning Cash | Receipts | Disbursements | Adjustments | Cash Balance |
|---|------------------|-----------------|------------------|-------------|-----------------|
| A SUMMER SCHOOL ACCOUNTS | | | | | |
| 100 Elementary Summer School | 3,355.00 | 0.00 | 3,355.00 | 0.00 | 0.00 |
| 120 Middle School Summer School | 7,576.00 | 0.00 | 7,576.00 | 0.00 | 0.00 |
| 130 Senior High Summer School | 11,276.50 | 1,203.75 | 12,213.45 | 0.00 | 266.80 |
| 140 Special Education | 0.00 | 0.00 | 0.00 | 0.00 | 0.00 |
| 145 Special Education Preschool | 0.00 | 0.00 | 0.00 | 0.00 | 0.00 |
| 150 Interest | 2,917.13 | 0.79 | 0.00 | 0.00 | 2,917.92 |
| 160 Food Service Refunds | 156.45 | 0.00 | 0.00 | 0.00 | 156.45 |
| 170 MNHS AP | 100.00 | 0.00 | 0.00 | 0.00 | 100.00 |
| 175 MNHS IB | 0.00 | 0.00 | 0.00 | 0.00 | 0.00 |
| 180 MSHS AP | 0.00 | 0.00 | 0.00 | 0.00 | 0.00 |
| 185 MWHS AP | 0.00 | 0.00 | 0.00 | 0.00 | 0.00 |
| A SUMMER SCHOOL ACCOUNTS Totals: | <u>25,381.08</u> | <u>1,204.54</u> | <u>23,144.45</u> | <u>0.00</u> | <u>3,441.17</u> |
| Report Totals: | <u>25,381.08</u> | <u>1,204.54</u> | <u>23,144.45</u> | <u>0.00</u> | <u>3,441.17</u> |

BOE Packet Due Date: **9/10/2014**BOE Meeting Date: **9/15/2014**Sale or Disposals Scheduled After: **9/15/2014**

| Lot | Quantity | Description |
|-----|----------|--------------------------|
| 1 | 20 | Laptop computers |
| 2 | 5 | Desktop computers |
| 3 | 1 | Pretzel Warmer |
| 4 | 2 | Kettle Drums |
| 5 | 1 | Lot misc. marching drums |
| 6 | 1 | Wind Tunnel |
| 7 | | |
| 8 | | |
| 9 | | |
| 10 | | |
| 11 | | |
| 12 | | |
| 13 | | |
| 14 | | |
| 15 | | |
| 16 | | |
| 17 | | |
| 18 | | |
| 19 | | |
| 20 | | |
| 21 | | |
| 22 | | |
| 23 | | |
| 24 | | |
| 25 | | |
| 26 | | |
| 27 | | |
| 28 | | |
| 29 | | |
| 30 | | |

Committee Meeting Minutes
September 8, 2014

The members of the Board of Education met as a Committee of the Whole on Monday, September 8, 2014 at the Don Stroh Administration Center, 5606 South 147th Street.

Linda Poole called the meeting to order directly after the Special Board meeting which began at 6:00 p.m.

Present: Mike Pate, Mike Kennedy, Linda Poole, Pat Ricketts, Dave Anderson and Paul Meyer

Mrs. Poole stated this was the time for public questions and comments. There were none.

The first item on the agenda was a presentation on Digital Learning by Dr. Curtis Case.

Dr. Case stated that Millard's Strategic Plan, Strategy 2, Action Plan 6, drives Digital Learning. This action plan reads: Expand use of and access to interactive tools and technology to support and improve PK-12 learning and innovation.

He explained that Digital Learning encompasses instructional practices that effectively increase student and teacher productivity, creativity, innovation, and engagement through enhanced learning experiences using a wide spectrum of digital resources that improve teaching, learning, and achievement.

Dr. Case went on to say that text books are a resource, but there are so many more resources available. It is a new change in thinking. Future learning for Millard schools would include ebooks, interactive etextbooks, video, documents, web links, smartboard presentations, etc.


Millard is already using some digital learning . Gaggle is used for student email and as collaboration tools. ANGEL is used for staff development for staff and for students in high school classes, Interactive White Boards are being used (SmartBoard) and iPads.

Dr. Case said that Millard Schools will be substituting, replacing and increasing digital resources and devices. The connection to the internet needs to be improved and increased along with the connections between buildings and within the buildings.

The second item on the agenda was an On-Line Board Packet Training by Craig Caples, Chief Information Officer at Nebraska Education Technology Services. Board members were shown how this product works. There were some concerns by Board members on the quick assessability to attachments. The system we use now allows for all attachments to be included in one document. The new system has an attachment for each action item or report.

No decisions are being made at this time in regard to moving forward with this product.

Vice-President, Linda Poole adjourned the meeting at 8:00 p.m.



Chairman

AGENDA SUMMARY SHEET

AGENDA ITEM: Reaffirmation of Policy 3921

MEETING DATE: September 15, 2014

DEPARTMENT: General Administration

TITLE & BRIEF DESCRIPTION: Reaffirmation of Policy 3921 – Support Services – Risk Management – Activity Limitations – Foreign Travel

ACTION DESIRED: Approval x Discussion Information Only .

BACKGROUND: Policies and Rules are regularly reviewed and submitted to the Board for reaffirmation or revision.

OPTIONS AND ALTERNATIVES: n/a


RECOMMENDATION: It is recommended that Policy 3921 – Support Services – Risk Management – Activity Limitations – Foreign Travel be reaffirmed.

STRATEGIC PLAN REFERENCE: n/a

IMPLICATIONS OF ADOPTION/REJECTION: n/a

TIMELINE: n/a

RESPONSIBLE PERSON: Ken Fossen, Associate Superintendent (General Administration)

SUPERINTENDENT'S APPROVAL:  —

Support Services – Risk Management**Activity Limitations - Foreign Travel****3921**

No student travel shall be approved, sponsored, or endorsed in any way by the District (or any of its schools or organizations) if such travel is to countries other than the United States or Canada.

Related Rule: 3921.1

Adopted: April 17, 2006

Reaffirmed: September 15, 2014

Millard Public Schools
Omaha, NE

AGENDA SUMMARY SHEET

AGENDA ITEM: Reaffirmation of Rule 3921.1

MEETING DATE: September 15, 2014

DEPARTMENT: General Administration

TITLE & BRIEF DESCRIPTION: Reaffirmation of Rule 3921.1 – Support Services – Risk Management – Activity Limitations – Foreign Travel

ACTION DESIRED: Approval x Discussion Information Only .

BACKGROUND: Policies and Rules are regularly reviewed and submitted to the Board for reaffirmation or revision.

OPTIONS AND ALTERNATIVES: n/a


RECOMMENDATION: It is recommended that Rule 3921.1 – Support Services – Risk Management – Activity Limitations – Foreign Travel be reaffirmed.

STRATEGIC PLAN REFERENCE: n/a

IMPLICATIONS OF ADOPTION/REJECTION: n/a

TIMELINE: n/a

RESPONSIBLE PERSON: Ken Fossen, Associate Superintendent (General Administration)

SUPERINTENDENT'S APPROVAL: - 

Support Services – Risk Management

Activity Limitations - Foreign Travel

3921.1

Pursuant to Policy 3921, the District does not sponsor nor endorse any student travel outside of the United States or Canada. In furtherance of such policy, the following rules are established:

- I. If a private (non-school-related) organization desires to arrange private foreign travel, the organizational meetings for such travel should be held at non-school locations. However, if the private organization submits a request to use District facilities for such purposes, the request shall comply with the District's facility use policies and procedures and the organization shall be treated as a for-profit organization. Further, within the first ten minutes and again during the last ten minutes of any meeting held on school property, the individual in charge of such meeting shall inform those in attendance that the travel is in no way sponsored or endorsed by the Millard Public Schools.
- II. No money for such private travel shall be deposited into school District funds nor shall any expenses for such private travel be paid out of District funds.
- III. No fundraising activities for such private travel shall be conducted on school grounds or as part of any school activity.
- IV. No teacher, administrator, or other employee of the District shall, in his/her capacity as a District employee, promote private travel plans in his/her classroom, at school activities, or during any other time when the teacher is on duty with the District. Notwithstanding the foregoing, a teacher may, during the summer months when he/she is not under contract with the District, provide services to a private organization conducting foreign travel tours.

Related Policy: 3921

Adopted: April 17, 2006

Reaffirmed: September 15, 2014

Millard Public Schools
Omaha, NE

AGENDA SUMMARY SHEET

AGENDA ITEM: Reaffirmation of Policy 3922

MEETING DATE: September 15, 2014

DEPARTMENT: General Administration

TITLE & BRIEF DESCRIPTION: Reaffirmation of Policy 3922 – Support Services – Risk Management – Activity Limitations – Aircraft and Watercraft

ACTION DESIRED: Approval x Discussion Information Only .

BACKGROUND: Policies and Rules are regularly reviewed and submitted to the Board for reaffirmation or revision.

OPTIONS AND ALTERNATIVES: n/a


RECOMMENDATION: It is recommended that Policy 3922 – Support Services – Risk Management – Activity Limitations – Aircraft and Watercraft be reaffirmed.

STRATEGIC PLAN REFERENCE: n/a

IMPLICATIONS OF ADOPTION/REJECTION: n/a

TIMELINE: n/a

RESPONSIBLE PERSON: Ken Fossen, Associate Superintendent (General Administration)

SUPERINTENDENT'S APPROVAL:  —

Support Services – Risk Management**Activity Limitations - Aircraft & Watercraft****3922**

With the exception of regularly scheduled commercial airlines and cruise ships, no activities that result in students riding in aircraft or watercraft shall be approved, supported, or endorsed by the District (or any of its schools or organizations). The term “aircraft” shall include (but not be limited to) airplanes, sailplanes, hang gliders, and hot air balloons. The term “watercraft” shall include (but not be limited to) motor boats, sailboats, canoes, pontoons, and jet skis.

Adopted: April 17, 2006

Reaffirmed: September 15, 2014

Millard Public Schools
Omaha, NE

AGENDA SUMMARY SHEET

AGENDA ITEM: Approval of Purchase of Laptops by Board of Education Members

MEETING DATE: September 15, 2014

DEPARTMENT: Technology Division

TITLE AND BRIEF Allow Board members to purchase retired computers

DESCRIPTION: As per policy 8230 and Rule 8230.1 (11) Board members may purchase retired board computers if sale is approved as an action item by the Board of Education.

ACTION DESIRED: Approval

BACKGROUND: As per 8230.1 (11) Board members will be offered the opportunity to purchase their computer, based on fair market value, when their computer is replaced during their term in office. Such sales must be approved by a two-thirds vote of the entire board. Fair market value has been established by the Technology Division at \$450 per unit.

**STRATEGIC PLAN
REFERENCE:** N/A

PERSONS RESPONSIBLE: Ken Fossen & Kent Kingston

**SUPERINTENDENT'S
APPROVAL:**

—  —

AGENDA SUMMARY SHEET

AGENDA ITEM: Approval of Schematic Designs for the Rockwell Elementary Project

MEETING DATE: September 15, 2014

DEPARTMENT: General Administration

TITLE & BRIEF DESCRIPTION: Approval of Schematic Designs for the Rockwell Elementary Project – the first step in the construction project for the Rockwell Elementary School bond issue project.

ACTION DESIRED: Approval x Discussion Information Only .

BACKGROUND: The progressive steps for construction projects are as follows:

1. Schematic Design (SD) *
 - “30 thousand feet view” – initial design and cost estimates
2. Design Development (DD)
 - “10 thousand feet view” – refined design and cost estimates
3. Construction Documents (CD) *
 - “Pattern altitude view” – final design and cost estimates plus all of the information necessary for contractors to bid the project.
4. Bidding/Awarding of Contract (BA) *
 - The receipt and opening of bids and the presentation to the board for the award of the construction contract.
5. Contract Administration (CA)
 - Supervision and documentation of the construction project.

* Board Meeting Presentations

Attached are the Schematic Designs for the Rockwell Elementary project. The construction budget for the project was \$849,700 so the project is still under budget. (Note: Alternate #1 – Flooring is a “summer project” that is being consolidated into the bid package. By doing this, we anticipate getting better pricing for the flooring than we would if it were bid as a separate project.)

BCDM Architects (Kevin Schluckebeer) will be present to address the board.

OPTIONS AND ALTERNATIVES: n/a


RECOMMENDATION: It is recommended that the schematic designs for the Rockwell Elementary project be approved as submitted.

STRATEGIC PLAN REFERENCE: n/a

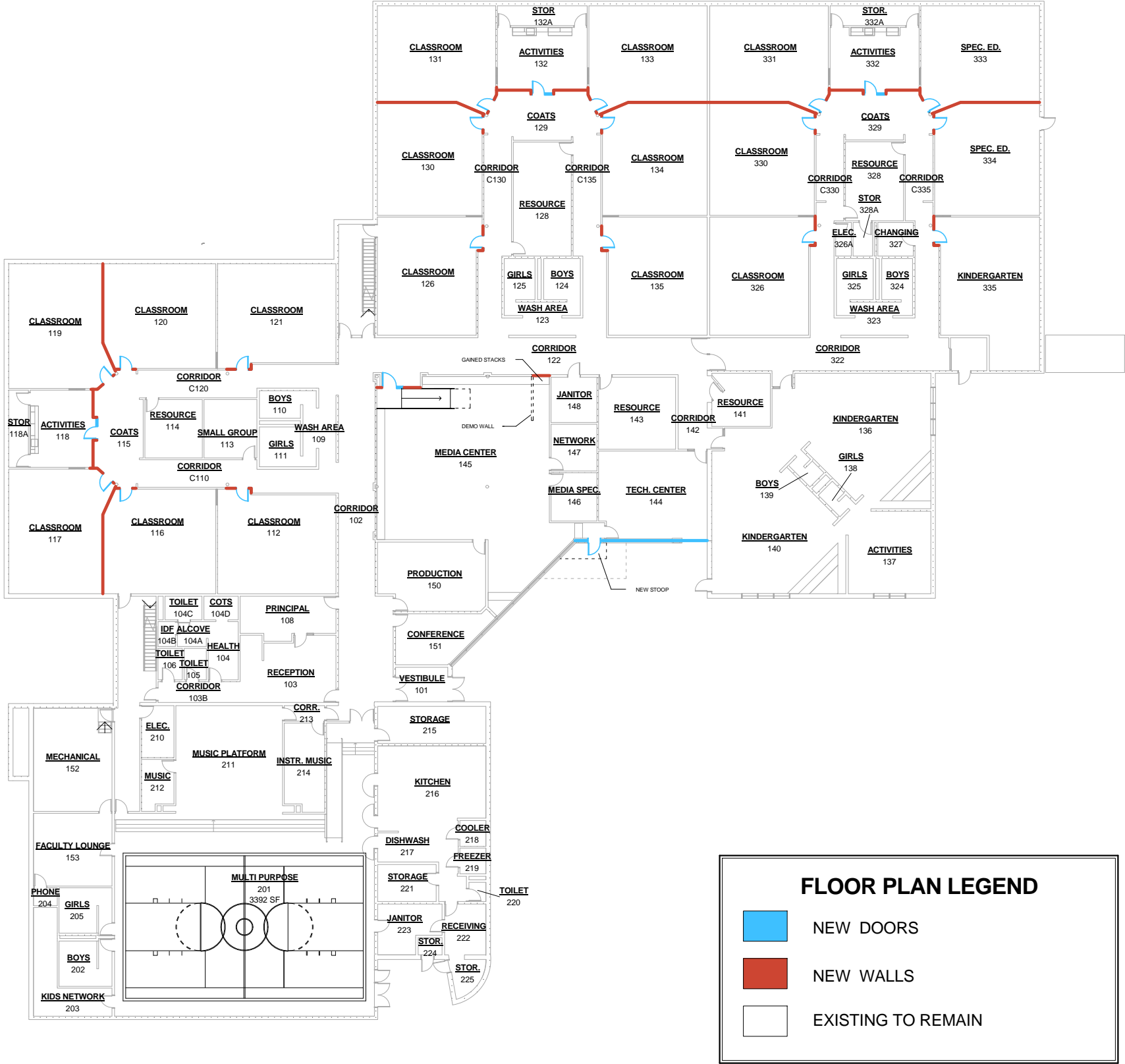
IMPLICATIONS OF ADOPTION/REJECTION: n/a

TIMELINE: Immediate

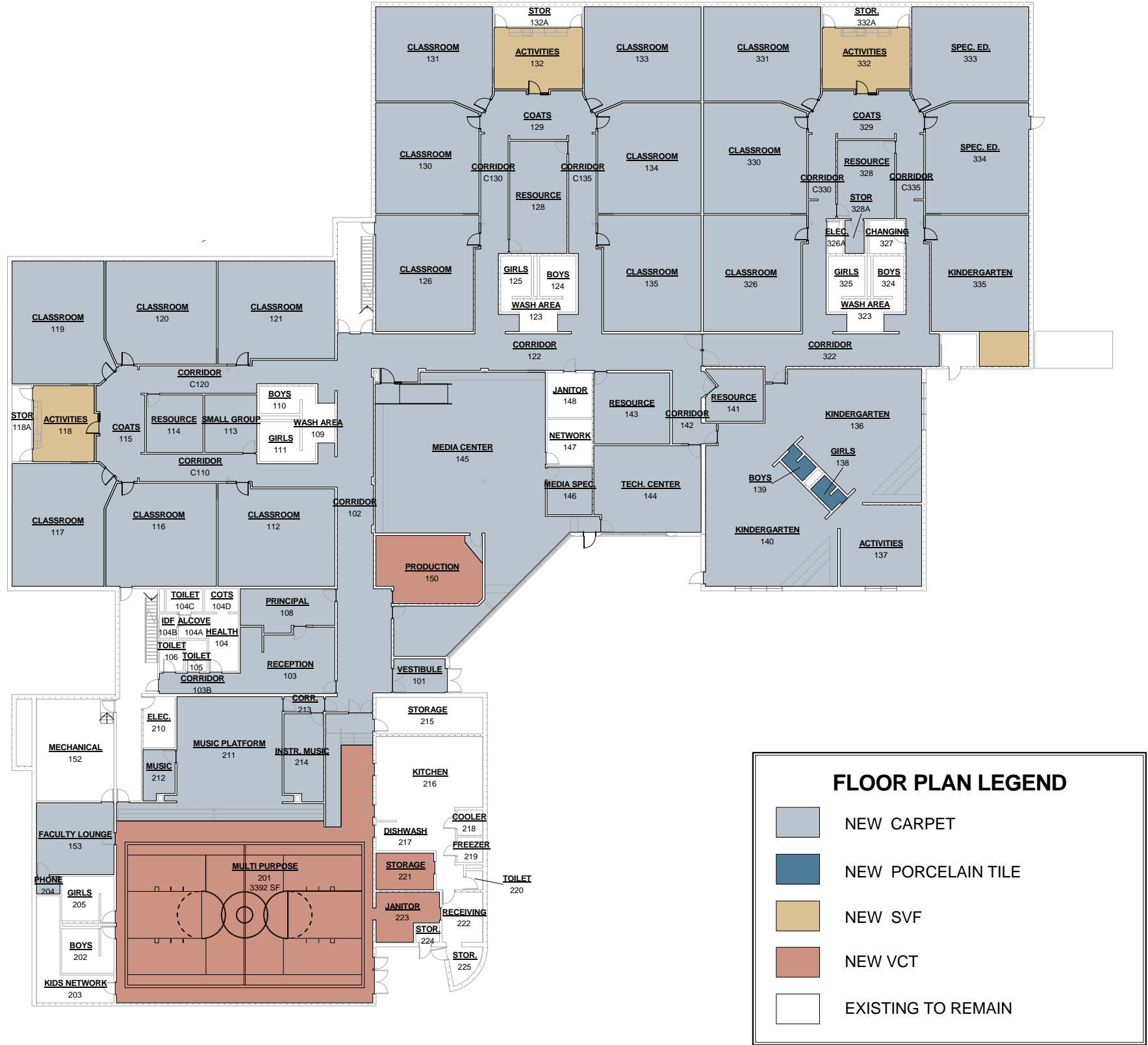
RESPONSIBLE PERSON: BCDM (Architects), Sampson Construction (CMa), and Ken Fossen

SUPERINTENDENT’S APPROVAL: - 

| Division | Description | Cost | |
|----------|-------------------------------------|-----------|------------------|
| | CONSTRUCTION COSTS | Detail | Div. Subtotal |
| 1 | GENERAL CONDITIONS | | \$84,075 |
| 2 | SITework | | \$75,910 |
| | A. Excavation/Backfill/Site Prep | \$39,600 | |
| | B. Concrete Paving & Walkways | \$8,000 | |
| | C. Asphalt paving | \$0 | |
| | D. Landscaping/Seeding/Grading | \$1,500 | |
| | E. Interior/Select Demo | \$26,810 | |
| 3 | CONCRETE | | \$14,450 |
| | A. Footings | \$0 | |
| | B. Slabs | \$12,450 | |
| | C. Cast-in-place walls | \$2,000 | |
| | D. Structural precast | \$0 | |
| 4 | MASONRY | | \$3,886 |
| | A. Block | \$3,886 | |
| | B. Brick | \$0 | |
| | C. Arch. precast | \$0 | |
| 5 | METALS | | \$4,000 |
| | A. Structural steel | \$0 | |
| | B. Misc. steel/handrills/stairs | \$4,000 | |
| 6 | WOOD & PLASTICS | | \$8,866 |
| | A. Rough carpentry | \$1,000 | |
| | B. Millwork & finish carpentry | \$7,866 | |
| 7 | THERMAL/MOISTURE PROTECTION | | \$2,000 |
| | A. Roofing | \$0 | |
| | B. Caulking & waterproofing | \$2,000 | |
| 8 | DOORS & WINDOWS | | \$105,590 |
| | A. Hollow metal/Hardware/wood doors | \$90,590 | |
| | B. Alum. & glass | \$15,000 | |
| | C. Skylites | \$0 | |
| | D. Overhead/coiling doors | \$0 | |
| 9 | FINISHES | | \$133,317 |
| | A. Metal studs & drywall | \$54,700 | |
| | B. Plaster & Dryvit | \$0 | |
| | C. Acoustic ceilings | \$25,600 | |
| | D. Flooring & base | \$0 | |
| | E. Painting | \$53,017 | |
| 10 | SPECIALTIES | \$4,560 | \$4,560 |
| 11 | EQUIPMENT | \$12,586 | \$12,586 |
| 12 | FURNISHINGS | | \$0 |
| 13 | SPECIAL CONSTRUCTION | | \$0 |
| 14 | CONVEYING SYSTEMS | | \$0 |
| 15 | MECHANICAL | | \$144,210 |
| | A. Utilities | \$0 | |
| | B. Piping Systems Plumbing | \$6,555 | |
| | C. HVAC Sheet Metal Systems | \$13,110 | |
| | D. Fire Sprinkler | \$124,545 | |
| 16 | ELECTRICAL | | \$173,052 |
| | A. Power & Lighting | \$73,416 | |
| | B. Special Systems | \$20,976 | |
| | C. Fire Alarm | \$78,660 | |
| | PROJECT TOTAL | | \$766,502 |
| | ALTERNATE #1 - Flooring | | \$143,208 |



1 SCHEMATIC PLAN 1 - ARCHITECTURAL CHANGES
1/32" = 1'-0"



1 SCHEMATIC PLAN 2 - FLOORING CHANGES (UNDER ALTERNATE 1)
1/32" = 1'-0"

AGENDA SUMMARY SHEET

Meeting Date: September 15, 2014

Department Human Resources

Action Desired: Approval

Background: Personnel items: (1) Contract Amendment; (2) Resignation

**Options/Alternatives
Considered:** N/A

Recommendations: Approval

**Strategic Plan
Reference:** N/A

**Implications of
Adoption/Rejection:** N/A

Timeline: N/A

**Responsible
Persons:** Kevin Chick
Executive Director of Human Resources

Superintendent's Signature: _____



September 15, 2014**AMENDMENT TO CONTINUING CONTRACTS****Recommend: Amendment to the following contracts:**

1. Alex N. Kirkland – (.5) Language Arts teacher at Millard South High School. Amend contract from (.5) FTE to (1.0) at Millard South High School for the 2014-2015 school year.
2. Antonio A. Gonzalez – (.5) Spanish teacher at Horizon High School. Amend contract to (1.0) FTE to include (.5) Special Education Resource teacher at Horizon High School.

September 15, 2014

RESIGNATIONS

Recommend: The following resignation be accepted:

1. Lindsay M. Stier – Grade 4 teacher at Neihardt Elementary School. Resigned at the end of the 2013-2014 school year because of family relocation.

AGENDA SUMMARY SHEET

| | |
|--|---|
| Agenda Item: | Whole Child Project Report |
| Meeting Date: | Sept. 15, 2014 |
| Department | Student Services |
| Title and Brief Description: | <p>Recent data shows a direct correlation between student health and student achievement. By focusing on the whole child, their heart, mind AND body, you are creating a balanced, more successful child.</p> <p>The Nebraska Whole Child Project (NWCP) is an effort led by NASB to bring together accurately collected health and wellness data in a central location, with the goal of studying that data to determine what is relevant to the academic success of Nebraska school children.</p> |
| Action Desired: | Information Only |
| Background: | <p>The NWCP was organized as a consortium, which will bring together member school districts, educational service units (ESUs), universities, and state colleges, to jointly: (1) recognize the alarming increase in the trend of student obesity and lack of student physical activity; (2) share best practices in student fitness, health and wellness; (3) research, collect, report, and share data regarding student fitness, and health and wellness from the consortium; and (4) effectuate a change in the culture at school districts and ESUs across Nebraska to improve student fitness, health and wellness.</p> |
| Options/Alternatives Considered: | N/A |
| Recommendations: | N/A |
| Strategic Plan Reference: | N/A |
| Implications of Adoption/Rejection: | Adoption will require a signed membership and an agreement to abide by the by-laws of the Nebraska Whole Child Project. |
| Timeline: | N/A |
| Responsible Persons: | <p>Bill Jelkin, Director of Student Services, Kevin Chick, Executive Director of Human Resources</p> |

Superintendent's Signature: _____



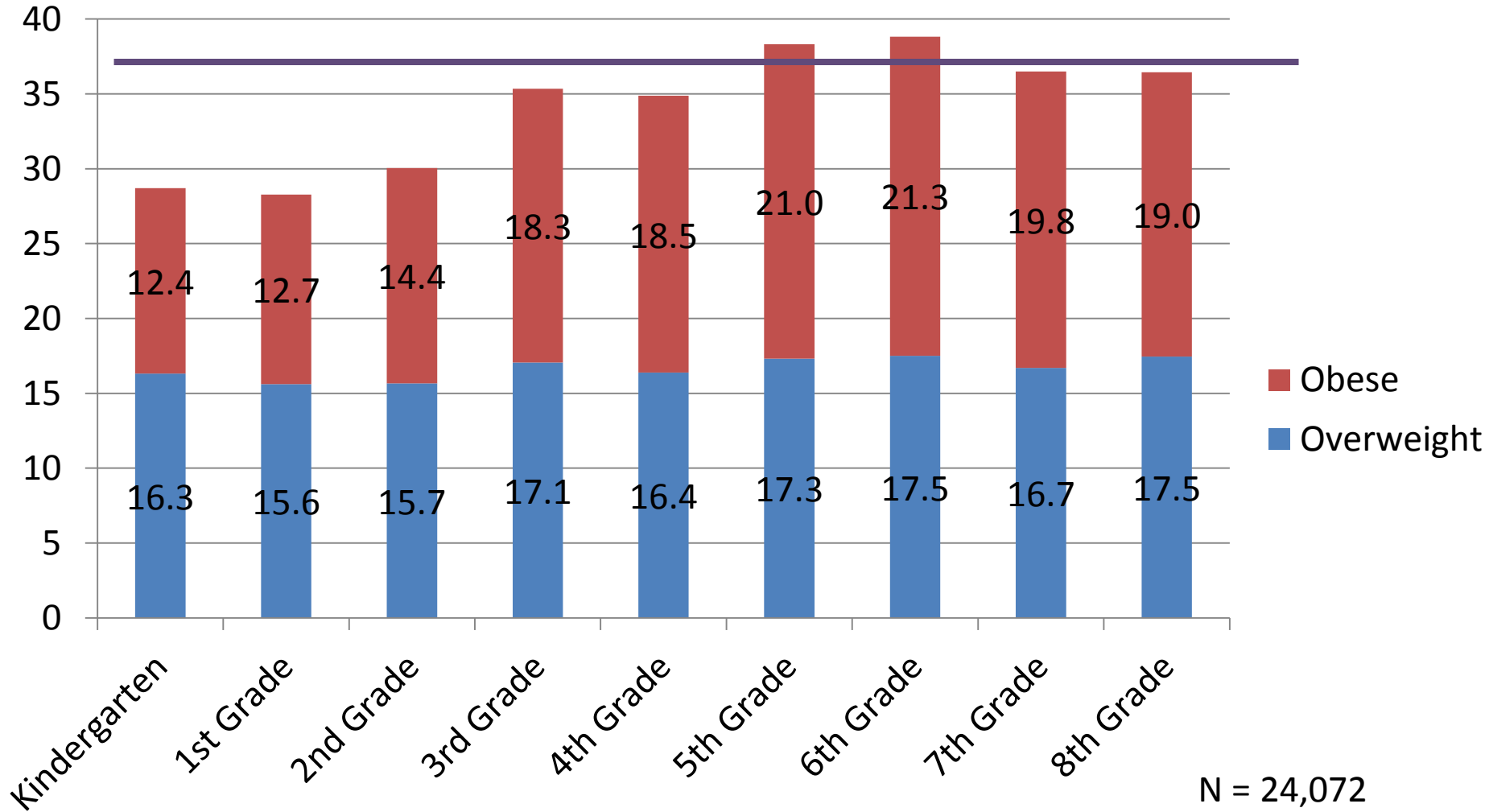
Nebraska Whole Child Project



John Spatz, NASB

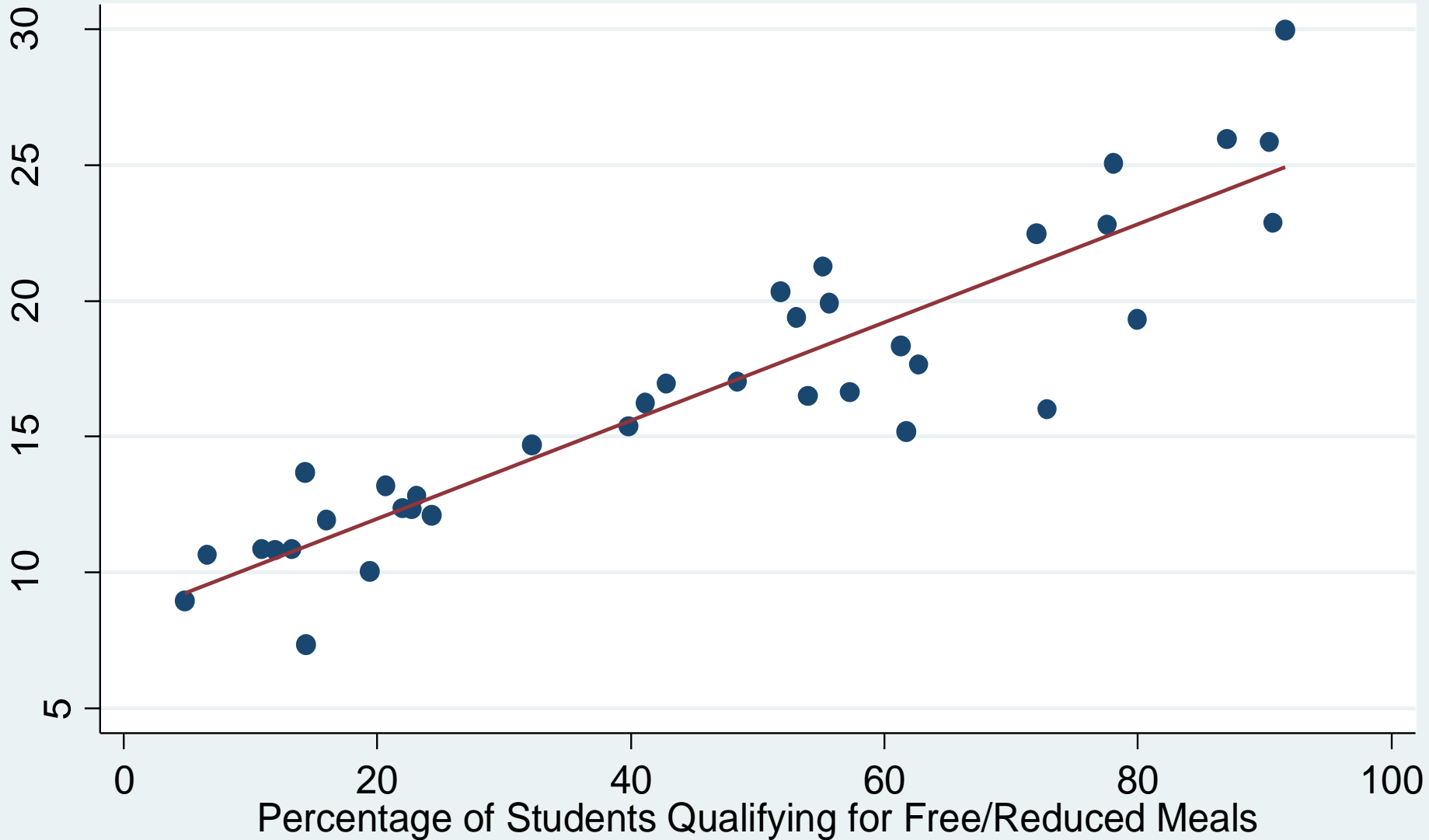
2010-2011 Lincoln Public Schools¹⁰⁶

Percentage of **Overweight & Obese**



Lincoln Elementary Schools Obesity Prevalence

Plotted Against % Qualifying for Free/Reduced Meals



Data Source: Lincoln Public Schools PEP Grant 2009-2010

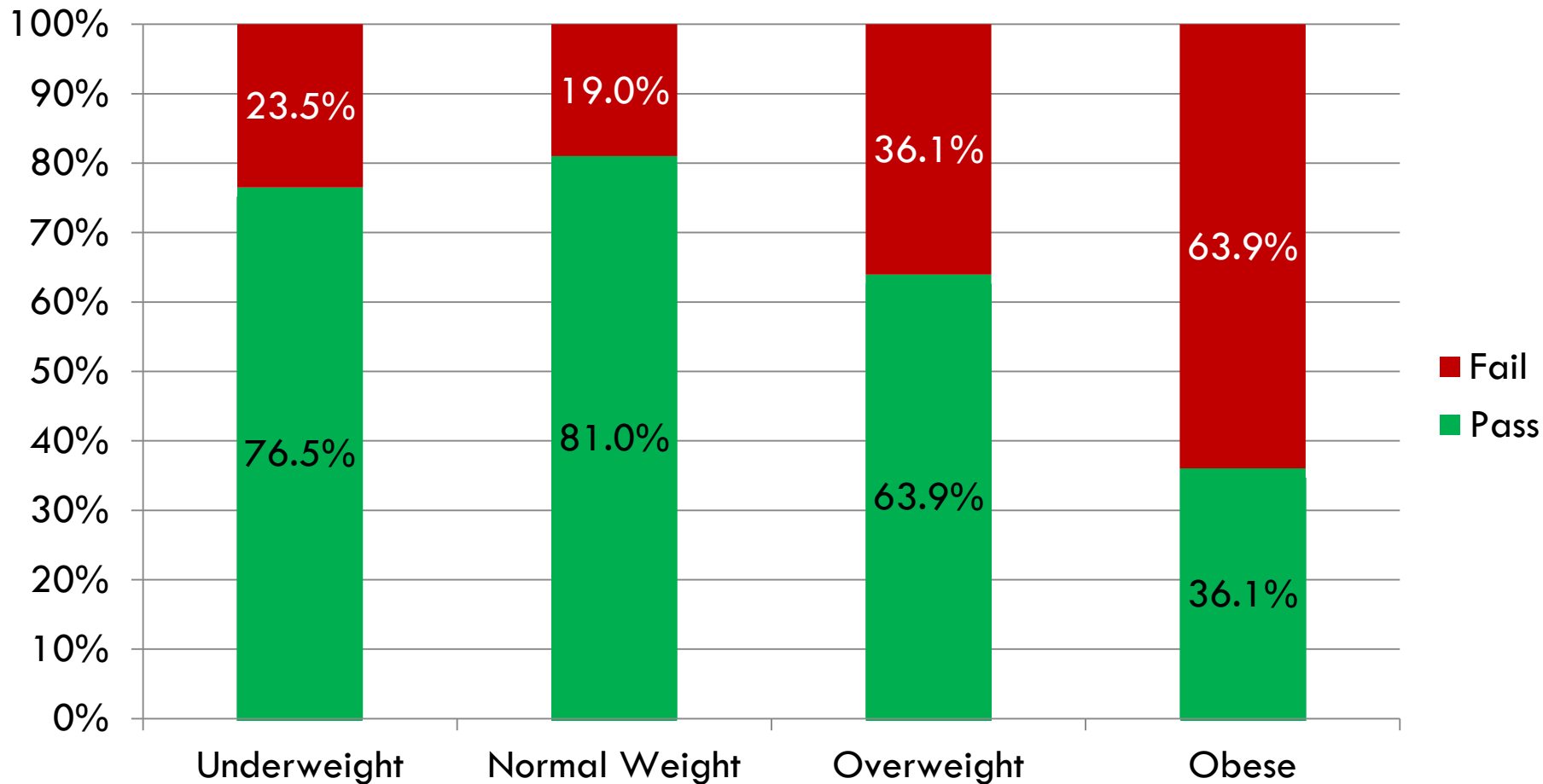
Summary Stats: Adj R-squared-0.84

Obesity Improving in Lincoln Public Schools



Fit by 2015

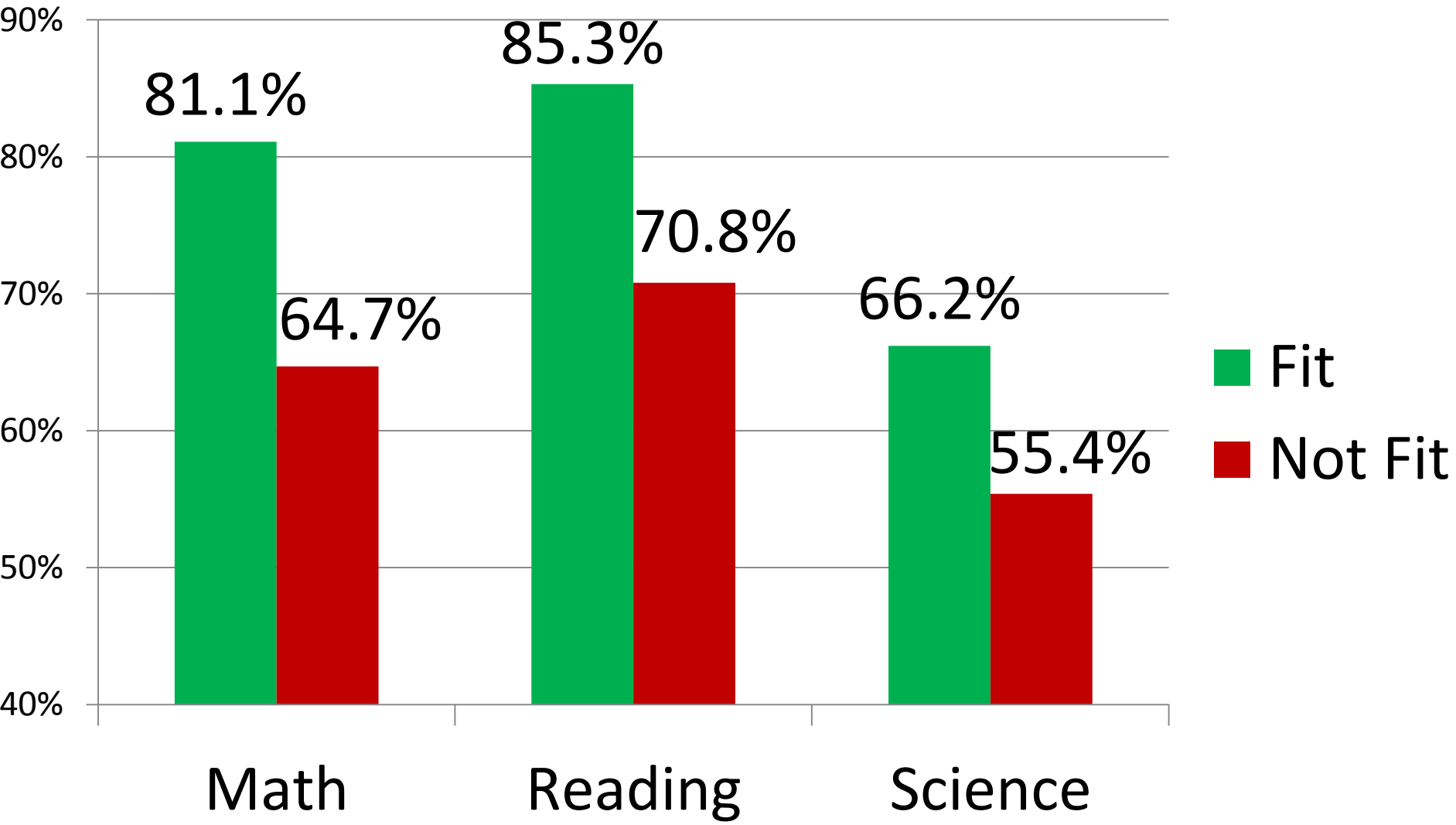
Percent of 4th-8th Grade Students Passing Aerobic Fitness Test by Weight Status 2012-2013



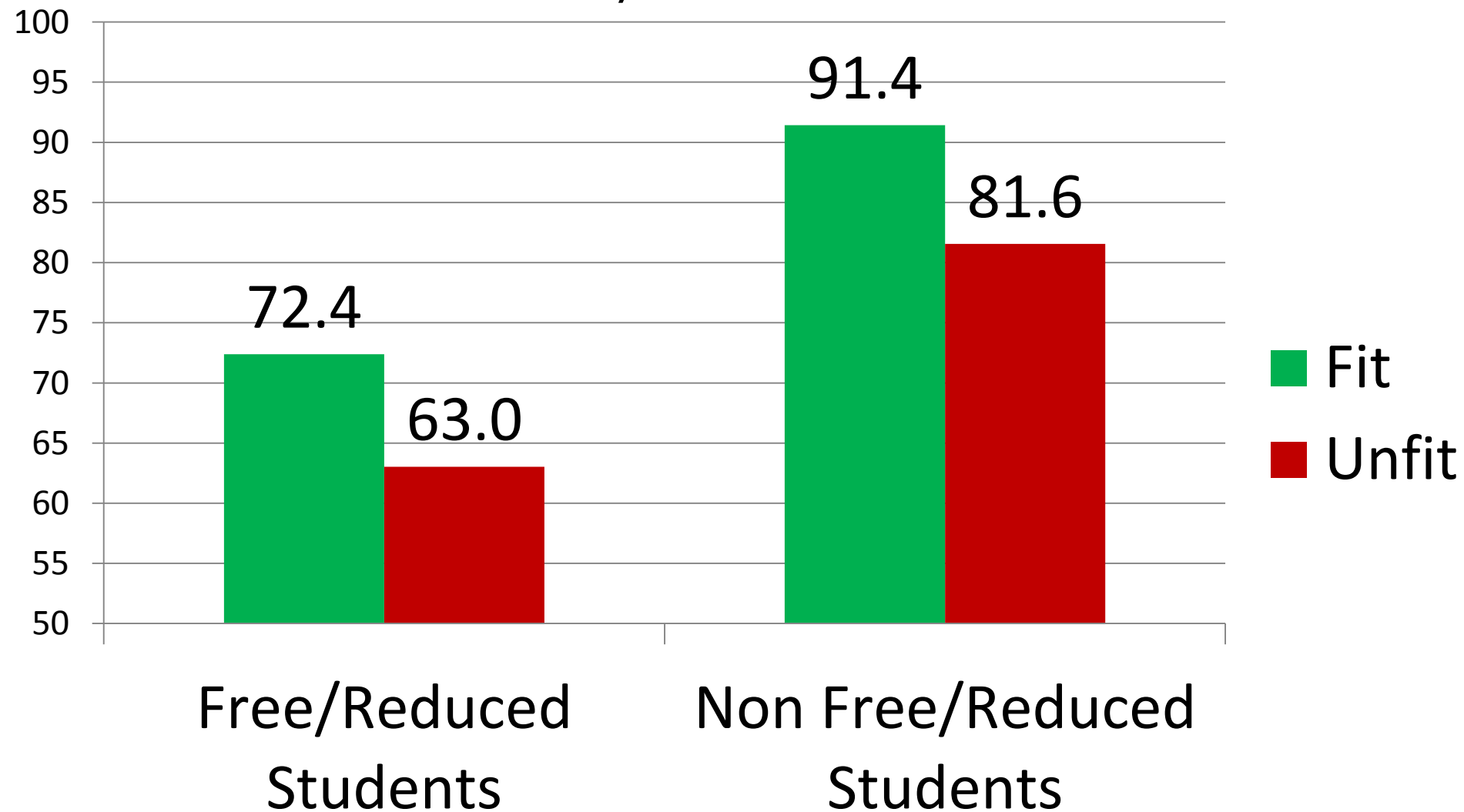
Kids Failing Fit Test: 87/370 1,467/7,737 731/2,028 1,429/2,235

Total: 12,370. Fitness determined using Fitnessgram PACER.

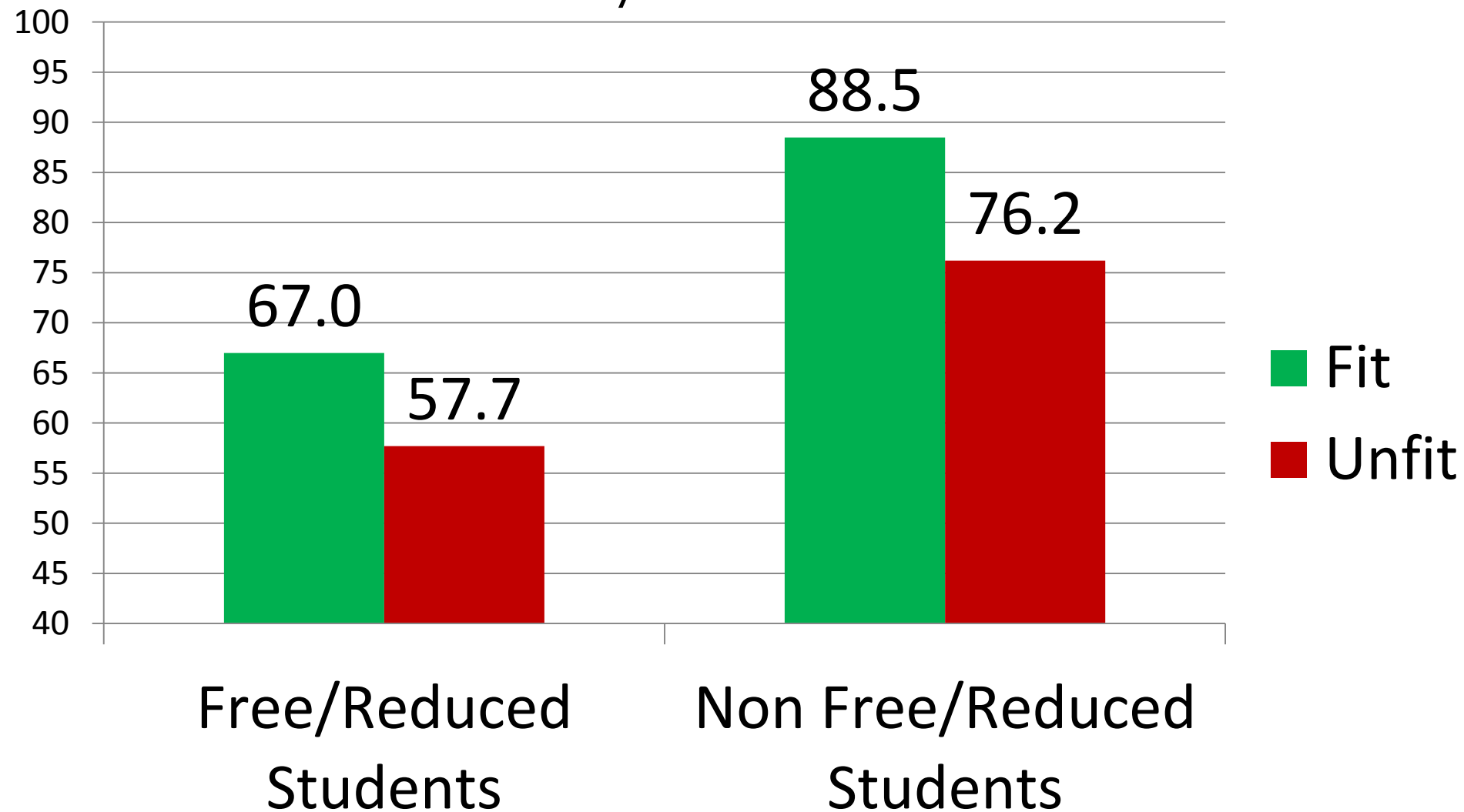
Students Passing Nebraska State Accountability Tests by Aerobic Fitness Status



Percent Students **Passing NeSA Reading** by **Fitness** and Free/Reduced Meals Status



Percent Students **Passing NeSA Math** by¹² **Fitness** and Free/Reduced Meals Status



Evidence that Aerobic Fitness Is More Salient than Weight Status in Predicting Standardized Math and Reading Outcomes in Fourth- through Eighth-Grade Students

Robert R. Rauner, MD, MPH¹, Ryan W. Walters, MS², Marybell Avery, PhD³, and Teresa J. Wanser, MA³

Objective To determine whether aerobic fitness is more salient than weight status in predicting performance on standardized math and reading tests in fourth- to eighth-grade students.

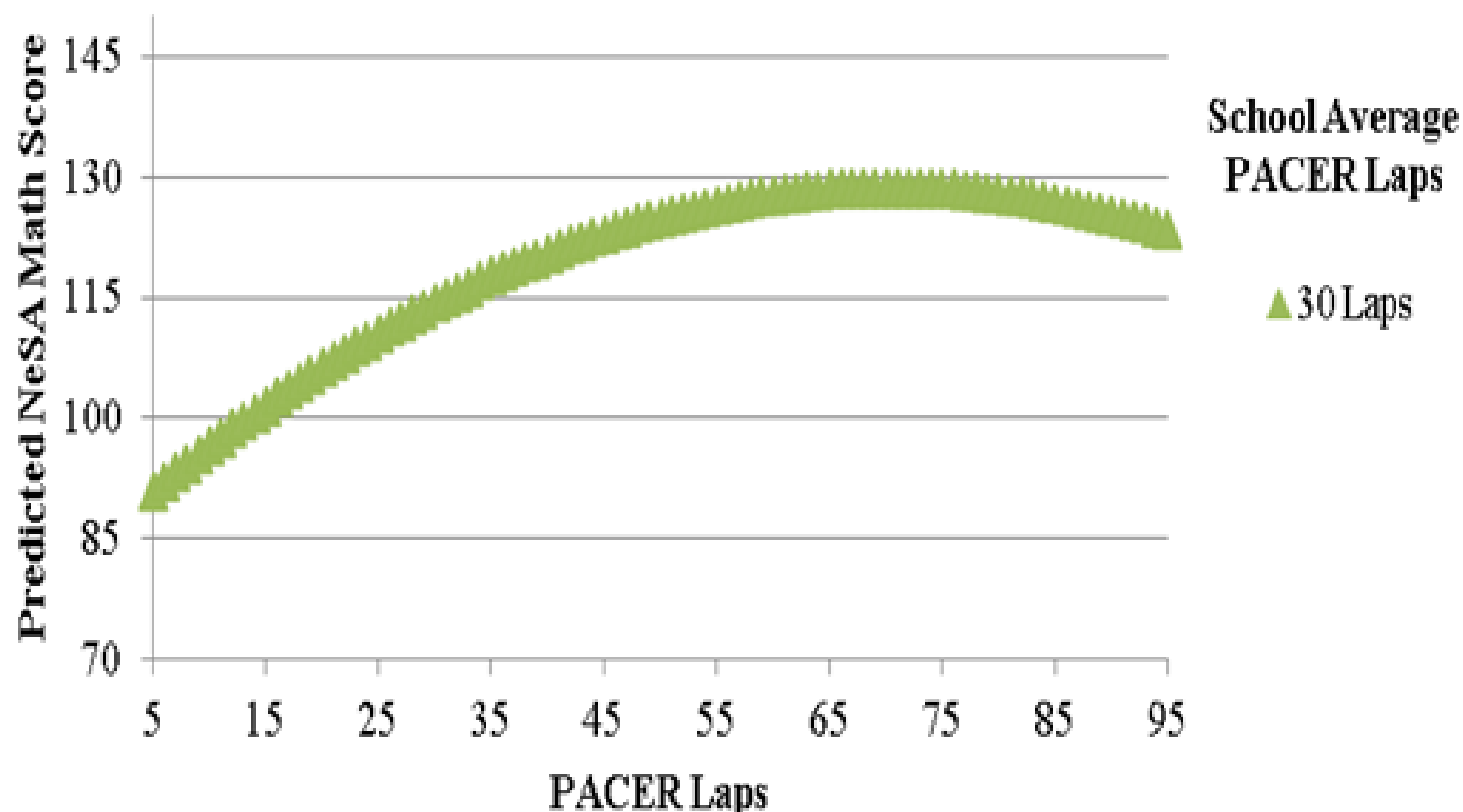
Study design A cross-sectional study of data abstracted from 11 743 students in 47 public schools. Aerobic fitness was defined by entering the healthy fitness zone of Fitnessgram's Progressive Aerobic Cardiovascular Endurance Run, which has been shown to correlate highly with maximum oxygen consumption. Mixed-effects logistic regression analyses were conducted to model the student-level effect of aerobic fitness status on passing the Nebraska State Accountability (NeSA) math and reading tests after adjusting for body mass index (BMI) percentile, free/reduced lunch status, sex, race, grade level, and school type.

Results After adjustment, aerobically fit students had greater odds of passing the NeSA math and reading tests compared with aerobically unfit students regardless of whether the students received free/reduced lunch; however, the effect of being aerobically fit on the standardized test scores was significantly greater for students not receiving free/reduced lunch. Weight status, as measured by BMI percentile, was not a significant predictor of passing the NeSA math or reading test after including free/reduced lunch status in the model.

Conclusions Aerobic fitness was a significant predictor of academic performance; weight status was not. Although decreasing BMI for an overweight or obese child undoubtedly improves overall health, results indicated all students benefit academically from being aerobically fit regardless of weight or free/reduced lunch status. Therefore, to improve academic performance, school systems should focus on the aerobic fitness of every student. (*J Pediatr* 2013; ■: ■-■).

Is More Fitness Better?

NeSA Math - 5th Grade



Advertising

ASCD

THE DIFFERENTIATED

CLASSROOM

by CAROL ANN TOMLINSON

the leading authority on DI

2nd EDITION!

LEARN MORE!

CONFERENCE COUNTDOWN

14 WEEKS 03 DAYS 12 HOURS 48 MINUTES 02 SECONDS

CLICK TO REGISTER

HOME

STORE

MEMBERSHIP

MY ACCOUNT

HELP

LOG IN

Forgot Password?



GO

About ASCD

Books & Publications

Educational Leadership

Conferences

Professional Development

Programs

Topics

SHARE



2014 ASCD Conference on Educational Leadership

October 31–November 2,
2014, Orlando, Fla.

Learn the secrets to great leadership practices, and get immediate and practical solutions that address your needs.

ASCD and CDC Announce Whole School, Whole Community, Whole Child Model

Alexandria, VA (3/20/2014)—ASCD, a global community dedicated to excellence in learning, teaching, and leading, announced today the new Whole School, Whole Community, Whole Child (WSCC) model that is recommended as a strategy for improving students' health and learning in our schools. Developed by ASCD and the U.S. Centers for Disease Control and Prevention (CDC), in collaboration with key leaders from education, public health, and school health fields, the new model combines and builds on elements of the traditional coordinated school health approach and the whole child framework to strengthen a unified and collaborative approach to learning and health.

"ASCD is proud to announce the new Whole School, Whole Community, Whole Child model, providing an important framework to address the collaborative relationship between learning and health," said ASCD Executive Director and CEO Dr. Gene R. Carter. "We look forward to continued work with the CDC on further development and implementation of this model as we seek to improve outcomes for each student, in each school, and in each community across our country."

A whole child approach, which ensures that each student is healthy, safe, engaged, supported, and challenged, sets the standard for comprehensive, sustainable school improvement and provides for long-term student success. The new WSCC model responds to the call for greater alignment, integration, and collaboration between education and health to improve each child's cognitive, physical, social, and emotional development.

Print This Page

Advertising

ASCD Conference
on **Educational Leadership**
2014


Connect. Develop. Empower.



AGENDA SUMMARY SHEET

| | |
|-------------------------------------|--|
| AGENDA ITEM: | Advanced Placement Program Report |
| MEETING DATE: | September 15, 2014 |
| DEPARTMENT: | Educational Services |
| TITLE AND BRIEF DESCRIPTION: | Advanced Placement Program Report |
| ACTION DESIRED: | Information Only |
| BACKGROUND: | <p>Supporting data indicates that the Advanced Placement culture implemented in 2005-2006 as a result of the 2004 District Strategic Plan continues to serve many of our high school students.</p> <ul style="list-style-type: none"> • The number of AP Exams increased from 2,995 during the 2012-2013 school year to 3,077 last school year. • While more Millard students are taking AP Exams, students still perform well compared to their counterparts across the state and globally. Sixty-three percent of the Millard students earned a 3 or higher, compared to the state average of 60% and Global average of 61%. • Fifty-four percent of Millard graduates completed at least one AP course while in high school. • The number of AP Scholars increased by 1, with 348 students named as scholars as a result of 2013-2014 testing. Included in the 348 AP Scholars were 82 students who received AP Scholars with Distinction. One of two State Scholars was from Millard Public Schools. <p>The financial support provided by the Millard Public Schools Foundation continued to assist in the increase of exams taken during the 2012-2013 school year. The cost of taking an AP exam in 2014 was \$89.00. Beginning with the 2011-2012 school year, the Foundation paid for all AP exams not funded through UNO Dual Enrollment course registration. In 2013-2014 this was a financial commitment of \$239,677.00, which was an increase of \$11,926.00.</p> |
| RECOMMENDATIONS: | The recommendation is to continue to support growth of the AP culture by encouraging students to take AP courses and exams and continue to add AP courses for students when identified through the curriculum cycle process. |
| STRATEGIC PLAN: | The 2004 Strategic Plan established action plans that were activated in 2005 calling for the creation of an AP culture, providing systematic training and support for AP teachers, and ensuring the AP curriculum for AP courses is aligned with College Board standards for Advanced Placement exams. The 2009 Strategic Plan including Strategy 2, Plan 3 and Strategy 4, Plan 4 called to support promoting personal excellence, increasing student achievement, and engaging students. The 2013 Strategic Plan included the focus on Career and College Readiness. |
| RESPONSIBLE PERSONS: | Dr. Mark Feldhausen, Dr. Nancy Johnston, and Barb Waller |

SUPERINTENDENT'S APPROVAL:

_____  _____

Points of Interest

- During the 2013-2014 academic year, Millard high schools provided twenty-three of the thirty-four possible AP courses. Students took a total 3,077 Advanced Placement exams. Forty-seven students also took AP exams in areas for which AP courses are not currently offered.

| | North High School | | | South High School | | | West High School | | | District Totals | | |
|-----------------------------|-------------------|-------|-------|-------------------|-------|-------|------------------|-------|-------|-----------------|-------|-------|
| | 11-12 | 12-13 | 13-14 | 11-12 | 12-13 | 13-14 | 11-12 | 12-13 | 13-14 | 11-12 | 12-13 | 13-14 |
| Course Completion | 1166 | 1201 | 1197 | 834 | 1019 | 1016 | 1206 | 1289 | 1267 | 3206 | 3509 | 3480 |
| Test Enrollment* | 1170 | 1161 | 1174 | 706 | 860 | 886 | 914 | 951 | 970 | 2790 | 2972 | 3030 |
| No Course-Test Enrollment** | 31 | 19 | 19 | 4 | 4 | 15 | 8 | 0 | 13 | 43 | 23 | 47 |
| Total Tests Taken | 1201 | 1180 | 1193 | 710 | 864 | 901 | 922 | 951 | 983 | 2833 | 2995 | 3077 |

* Test enrollment is greater than course enrollment when students take an AP exam for an AP course that is offered in Millard.

** No Course-Test Enrollment numbers are not included in the Test Enrollment counts.

- AP course completion decreased slightly at all three high schools while test enrollment increased at all three high schools as noted in the table above. Millard North maintained the greatest number of exams taken. AP exams taken increased by 82 compared to the 2012-2013 school year.
- Of the total AP exams taken in 2013-2014, 56% of the exams were scored as 3, 4 or 5, compared to 2012-13, 57.2% (includes multiple exams per student).
- Of the Millard students taking AP exams in 2013-14 (1,564), 63% of the students earned 3, 4 or 5. Of the Nebraska students taking AP exams in 2013-14, 60% of the students earned 3, 4 or 5; the Global (United States and other countries) average was 61%. Millard students taking AP exams exceeded Nebraska and Global performance (based on non-duplicated students).
- The number of students recognized by College Board as AP Scholars continued to grow during 2013-2014 with 348 AP Scholars in Millard, an increase of 1 AP Scholar from 2012-2013.
- In 2013-2014, one of the two Nebraska State Scholars was from Millard Public Schools. The Male State Scholar was from Millard West High School with a 4.33 average on 18 exams.
- Fifty-four percent of Millard graduates have completed at least one AP course while in high school.
- In 2013-2014, Millard students accounted for 32% (3,030/9,536) of the exams taken in Nebraska for the 23 courses MPS offers.
- During 2013-2014, there were a total 3,077 exams taken in Millard (course and non-course exams) compared to 11,008 across the state. Millard Public School students took 28% of total exams within the state. Millard students took 86% of the Environmental Science exams. Other courses where Millard students took 50% or more of the state AP exams were in Music Theory (61%), European History (55%), and Latin: Vergil (54%), German Language (53%), and Statistics (51%). They took 40% or more of the state AP exams Computer Science A (44%), Microeconomics (41%), and Human Geography (40%).

Advanced Placement Strategy & Action Plans

The 2004 Strategic Plan established action plans that were activated in 2005 calling for the creation of an AP culture, providing systematic training and support for AP teachers, and ensuring the AP curriculum for AP courses is aligned with College Board standards for Advanced Placement exams.

The 2009 Strategic Plan including Strategy 2, Action Plan 3 call to actively engage students, families and staff to improve student achievement and attain personal excellence, and Strategy 4, Action Plan 4 to utilize instructional best practices, formative and summative assessments, and student data designed to ensure high achievement for all students and all demographic subgroups, which both support promoting personal excellence, increasing student achievement, and engaging students. Advanced Placement[®] courses provide the opportunity for students to achieve personal excellence by engaging in rigorous courses.

Advanced Placement[®] Courses

Advanced Placement[®] Courses follow the curriculum recommendations of the College Board. The course and corresponding exam provide for a rigorous, fast paced, college level class. During the 2013-2014 school year, Millard offered 23 Advanced Placement[®] courses. Courses are listed below with the number of exams taken.

- | | |
|---|---|
| • English Language and Composition: 494 | • Biology: 160 |
| • English Literature and Composition: 211 | • Environmental Science: 83 |
| • German Language: 34 | • Physics B: 99 |
| • French Language: 33 | • United States History: 252 |
| • Spanish Language: 78 | • European History: 164 |
| • Japanese Language and Culture: 7 | • Psychology: 356 |
| • Statistics: 273 | • Human Geography: 216 |
| • Calculus AB: 170 | • Comparative Government and Politics: 49 |
| • Calculus BC: 82 | • Macroeconomics: 58 |
| • Computer Science A: 31 | • Microeconomics: 50 |
| • Chemistry: 92 | • Music Theory: 25 |
| | • Latin Vergil: 13 |

Students may elect to take exams even though the district does not provide a corresponding course. Forty-seven non-course exams were completed by Millard students during 2013-2014. Examples this past year included: Art History (1), Chinese Language and Culture (1), U.S. Government & Politics (10), Physics C: Electricity and Magnetism (11), Physics C: Mechanics (15), and World History (9).

Student Course and Test Enrollment

Overall, there has been an annual increase in completion of Advanced Placement® classes since the 2005-2006 school year when the AP Plan was implemented. Course completion decreased in the 2013-2014 school year by 29 students, but still above from the 2011-2012 school year as noted in Chart 1. The focus of testing is to provide students the opportunity to take a national test, which is utilized as a measure to predict success in college. Students may compare their test results with students nationally who are taking the same exam.

Chart 1 shows the number of students who completed AP courses compared to the number of exams taken as a result of participation in the provided courses.

Chart 1

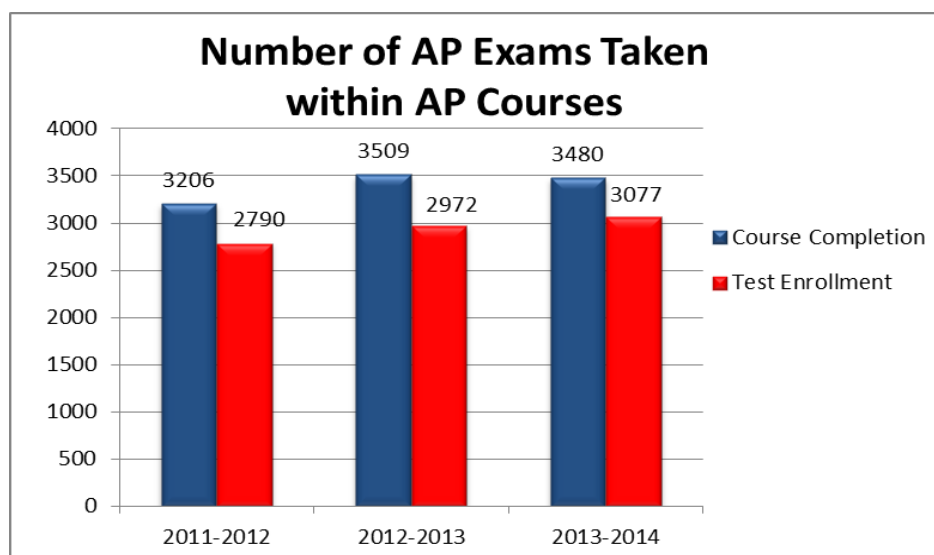


Chart 2

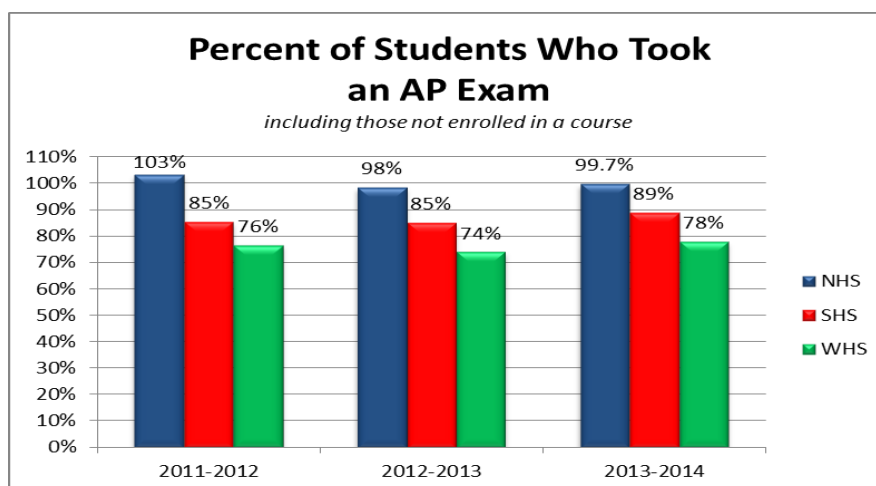
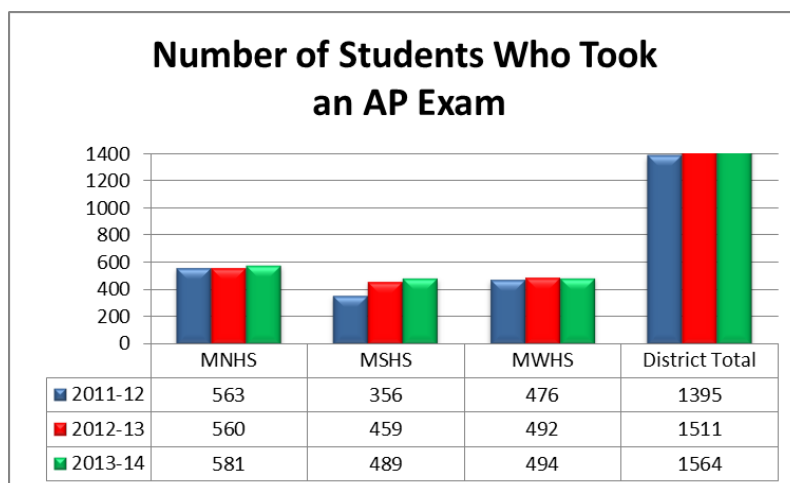
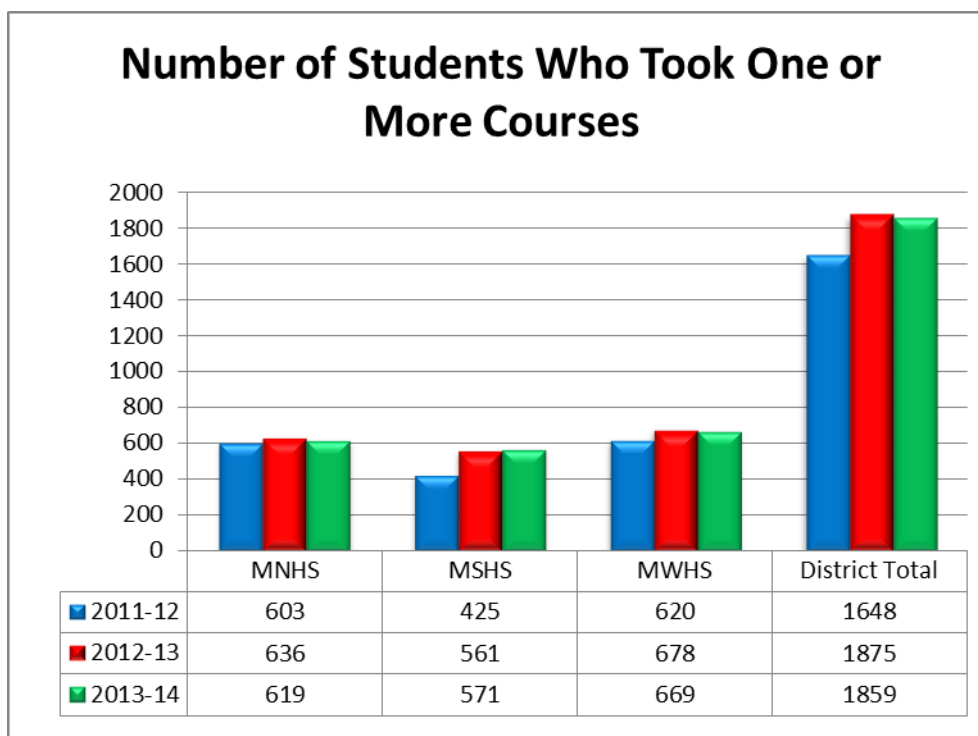


Chart 2 reflects the percent of AP participants who took the AP exam by high school building, including students who took an AP Exam for a course offered in Millard, but did not enroll in the course and those that took an exam for courses not offered in Millard.



The number of students who took at least one AP Exam increased by 53 between the 2012-2013 school year and the 2013-2014 school year as noted in the above chart.



While Millard South High School again showed an increase in the number of students who took one or more Advanced Placement courses during 2013-2014; overall, there was a slight decrease from 1,875 in 2012-2013 to 1,859 in 2013-2014 as noted in the above chart.

The following table documents the number of Millard graduates who completed at least one AP course while in high school.

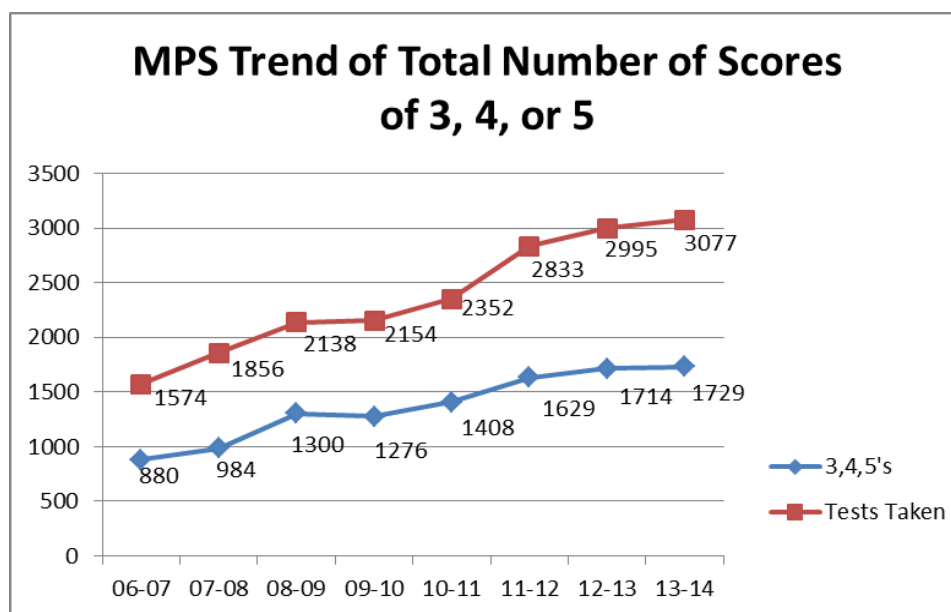
| Graduates Who Took at Least One AP Course | | | | |
|---|-------------|-------------|-------------|-------------|
| Year of Graduation | 2011 | 2012 | 2013 | 2014 |
| Number of graduates who completed at least one AP course | 951 | 831 | 861 | 882 |
| Total Number of Graduates | 1736 | 1537 | 1586 | 1632 |
| Percent of graduates who completed at least one AP course | 55% | 54% | 54% | 54% |

Test Scores

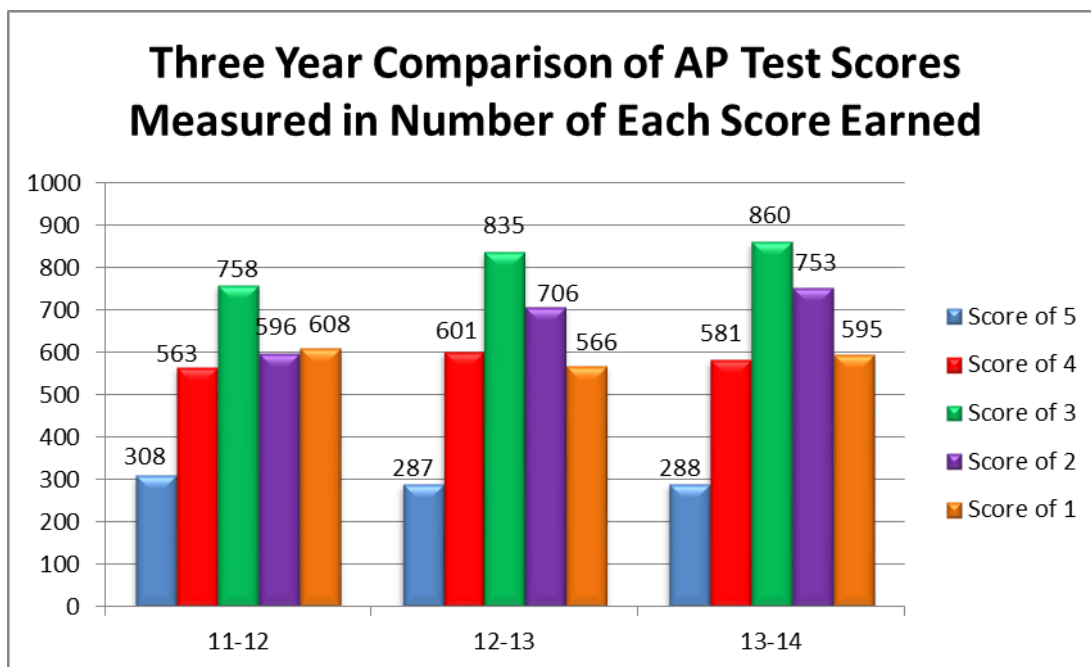
Advanced Placement[®] Examination grades are reported on a five-point scale as follows:

- 5 = Extremely well qualified;
- 4 = Well qualified;
- 3 = Qualified;
- 2 = Possibly qualified;
- 1 = No recommendation

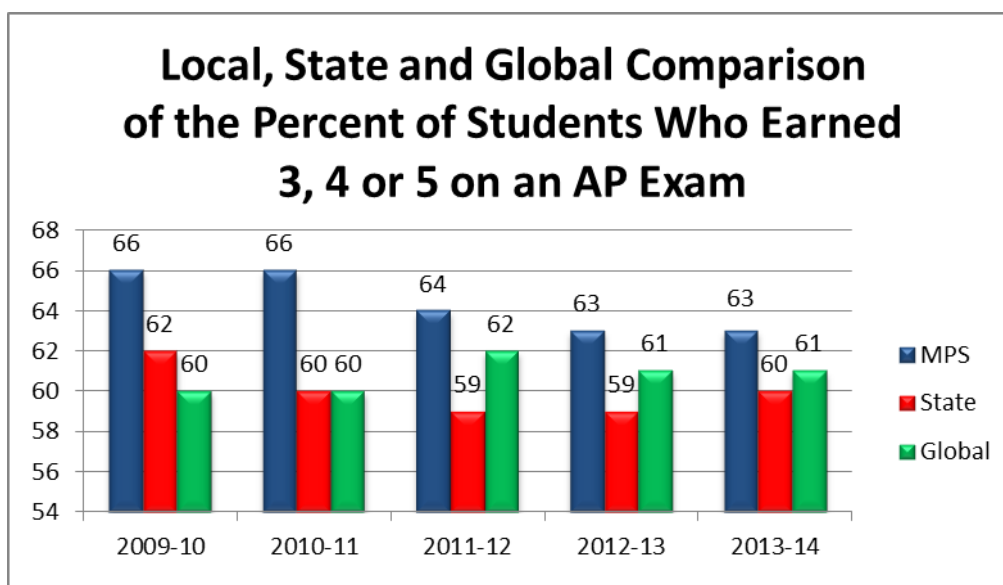
These grade categories are designed to reflect achievement scores in the AP course that is analogous to performance in a comparable college course. Fifty-six percent of the exams taken by Millard students had a score of 3, 4 or 5 in 2013-2014 compared with 57% in 2012-2013.



Comparison of district scores from the last three years shows that the number of students performing at high levels on this national measure increased annually. The highest number of 3, 4, and 5 scores (1,729) were obtained during the 2013-2014 school year.



Sixty-three percent of Millard students earned a 3, 4 or 5 on the AP Exam compared with the state average of 60% and the Global (United States and other countries) average of 61% as noted in the below chart. In order for a student to be counted within this percentage, he/she had to earn a 3, 4 or 5 on each exam taken regardless of the number taken.



AP Scholars

The College Board recognizes students who have distinguished themselves academically by announcing AP award recipients.

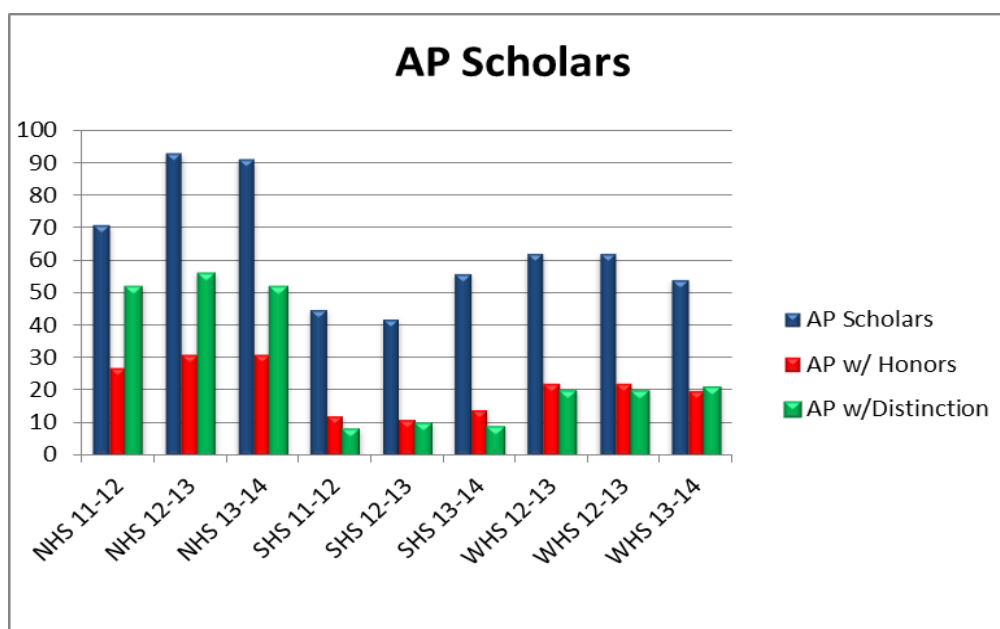
- AP Scholars = Grades of 3 or higher on 3 or more AP exams (full year courses)
- AP Scholars with Honors = Average grade of 3.25 or higher on all AP exams taken; 3 or higher on 4 or more exams (full year courses)
- AP Scholars with Distinction = Average grade of 3.5 on all AP exams taken; grades of 3 or higher on 5 or more exams (full year courses)

| Number of Millard Students Recognized as College Board Scholars | | | | | | | |
|--|---------|---------|---------|---------|---------|---------|---------|
| 2006-07 | 2007-08 | 2008-09 | 2009-10 | 2010-11 | 2011-12 | 2012-13 | 2013-14 |
| 136 | 167 | 209 | 223 | 254 | 296 | 347 | 348 |

Included in the 348 scholars for the district were 65 students recognized as AP Scholars with Honors and 82 students achieved AP Scholars with Distinction.

In addition, the College Board designates 2 State Scholars per state, one male and one female, with grades of 3 or higher on the greatest number of AP Exams, and then the highest average grade (at least 3.5) on all AP Exams taken. The 2013-2014 Nebraska State Male Scholar was from Millard West High School.

The College Board designates National AP Scholars to students who receive an average grade of at least 4 on all AP Exams taken, and grades of 4 or higher in eight or more of these exams. This past year, NHS had fifteen and WHS had two for a district total of 17, which was an increase of three from 2012-2013.



MPS Foundation Advanced Placement® Support

As the number of Millard students taking AP Exams increased, a greater need for financial support has continued. The financial support provided by the Millard Public Schools Foundation continued to assist in the increase of exams taken during the 2013-2014 school year. The cost of taking an AP exam in 2014 was \$89.00.

Beginning with the 2011-2012 school year, the Foundation paid for all AP exams not funded through UNO Dual Enrollment course registration. In 2013-2014 this was a financial commitment of \$239,677.00.

| | <i>Amount Funded</i> | <i>Number of Exams</i> | <i>Number of Students</i> |
|-----------|----------------------|------------------------|---------------------------|
| 2013-2014 | \$ 239,677.00 | 2,693 | 1,497 |
| 2012-2013 | \$ 227,751.00 | 2,559 | 1,328 |
| 2011-2012 | \$ 214,455.00 | 2,465 | 1,265 |
| 2010-2011 | \$ 51,417.00 | 591 | 292 |
| 2009-2010 | \$ 44,118.00 | 513 | 240 |
| 2008-2009 | \$ 38,700.00 | 450 | 185 |
| 2007-2008 | \$ 22,428.00 | 267 | 114 |

AGENDA SUMMARY SHEET

Agenda Item: Dual Enrollment Programs Report

Meeting Date: September 15, 2014

Department: Educational Services

Title and Brief Description: Dual Enrollment Programs Report

Action Desired: Information Only

Background:

On August 11, 2003, Millard Public Schools approved a University of Nebraska at Omaha (UNO) Dual Enrollment option. Through this opportunity, students enroll in selected Advanced Placement[®] courses, take the course for high school credit at the same time as they pay tuition, and receive transferable credit through UNO.

Dual enrollment opportunities include seven non-Advanced Placement[®] courses at UNO and courses completed through Metropolitan Community College (MCC) by participation in a Millard Career Academy or a MCC Career Academy. Each UNO department establishes criteria for dual enrollment. The ability to offer dual enrollment varies for each building every year based on teacher credentials and the criteria established by UNO.

Students paid \$250.00 per course regardless of the number of credits for courses dual enrolled through UNO. UNO tuition for a full time student is \$196.75 per credit hour for undergraduate students. This represents a savings of \$351,286 for the 2,835 UNO credits earned by Millard students. Students paid \$25.00 per credit for courses dual enrolled through MCC. MCC tuition for a full time student is \$63.00 per credit hour. This represents a savings of \$314,055 for the 4,985 MCC credits earned by Millard students. The total savings due to reduced tuition of \$665,341 benefits students, their families and the MPS Foundation.

Recommendations: N/A

Strategic Plan Reference: Strategic Plan Strategy 2: College and Career Ready

Timeline: N/A

Responsible Person(s): Dr. Mark Feldhausen, Dr. Nancy Johnston and Barb Waller

Superintendent's Approval: _____



University of Nebraska Omaha

| 2013-2014 Courses | MNHS | MSHS | MWHS | Total Students | Credit Hours | Total Credits |
|--|-------------|-------------|-------------|-----------------------|---------------------|----------------------|
| AP English Literature - 1 | 31 | 20 | 8 | 59 | 3 | 177 |
| AP English Literature- 2 | 36 | 15 | 7 | 58 | 3 | 174 |
| AP Calculus - 1 | 21 | 9 | 33 | 63 | 5 | 315 |
| AP Calculus - 2 | 2 | 3 | 4 | 9 | 5 | 45 |
| AP US History - 1 | 26 | 7 | 38 | 71 | 3 | 213 |
| AP US History - 2 | 22 | 4 | 34 | 60 | 3 | 180 |
| AP European History - 1 | 0 | 0 | 34 | 34 | 3 | 102 |
| AP European History - 2 | 0 | 0 | 28 | 28 | 3 | 84 |
| AP Physics - 1 | 4 | 0 | 4 | 8 | 4 | 32 |
| AP Physics - 2 | 2 | 0 | 3 | 5 | 4 | 20 |
| AP Psychology | 33 | 34 | 41 | 108 | 3 | 324 |
| AP German | 3 | 0 | 4 | 7 | 3 | 21 |
| AP French | 0 | 0 | 8 | 8 | 3 | 24 |
| AP Spanish | 0 | 5 | 0 | 5 | 3 | 15 |
| AP Biology - 1 | 22 | 9 | 25 | 56 | 5 | 280 |
| AP Biology - 2 | 17 | 5 | 21 | 43 | 5 | 215 |
| AP Statistics | 15 | 24 | 30 | 69 | 3 | 207 |
| AP Enviromental Science | 7 | 10 | 4 | 21 | 3 | 63 |
| AP Music Theory | 1 | 0 | 1 | 2 | 4 | 8 |
| AP US Govt-Comparative | 2 | 0 | 4 | 6 | 3 | 18 |
| AP Macroeconomics | 1 | 5 | 3 | 9 | 3 | 27 |
| AP Microeconomics | 2 | 5 | 3 | 10 | 3 | 30 |
| Non AP & Academy Courses | | | | | | |
| Athletic Training & Sports Injuries Internship | 0 | 4 | 7 | 11 | 3 | 33 |
| Introduction to Business | 5 | 3 | 5 | 13 | 3 | 39 |
| Introduction to Comm. Disorders | 4 | 6 | 9 | 19 | 3 | 57 |
| Introduction to Education | 4 | 7 | 11 | 22 | 3 | 66 |
| World Religion | 4 | 7 | 11 | 22 | 3 | 66 |
| Anatomy & Physiology (UNMC) | 0 | 0 | 0 | 0 | 3 | 0 |
| Pathology (UNMC) | 0 | 0 | 0 | 0 | 5 | 0 |
| Total | 264 | 182 | 380 | 826 | | 2835 |
| | | | | | | |
| 2012-2013 Courses | MNHS | MSHS | MWHS | Total Students | Credit Hours | Total Credits |
| AP English Literature - 1 | 21 | 12 | 10 | 43 | 3 | 129 |
| AP English Literature- 2 | 16 | 6 | 9 | 31 | 3 | 93 |
| AP Calculus - 1 | 17 | 10 | 27 | 54 | 5 | 270 |
| AP Calculus - 2 | 1 | 5 | 3 | 9 | 5 | 45 |
| AP US History - 1 | 0 | 14 | 21 | 35 | 3 | 105 |
| AP US History - 2 | 0 | 9 | 14 | 23 | 3 | 69 |
| AP European History - 1 | 0 | 0 | 33 | 33 | 3 | 99 |
| AP European History - 2 | 0 | 0 | 26 | 26 | 3 | 78 |
| AP Physics - 1 | 5 | 0 | 4 | 9 | 4 | 36 |
| AP Physics - 2 | 4 | 0 | 3 | 7 | 4 | 28 |
| AP Psychology | 40 | 23 | 39 | 102 | 3 | 306 |
| AP German | 0 | 3 | 3 | 6 | 3 | 18 |
| AP French | 0 | 0 | 4 | 4 | 3 | 12 |
| AP Spanish | 0 | 5 | 6 | 11 | 3 | 33 |
| AP Biology - 1 | 18 | 9 | 44 | 71 | 5 | 355 |
| AP Biology - 2 | 13 | 6 | 36 | 55 | 5 | 275 |
| AP Statistics | 16 | 12 | 25 | 53 | 3 | 159 |
| AP Enviromental Science | 2 | 13 | 13 | 28 | 3 | 84 |
| AP Music Theory | 2 | 1 | 1 | 4 | 4 | 16 |
| AP US Govt-Comparative | 2 | 0 | 4 | 6 | 3 | 18 |

| Non AP & Academy Courses | | | | | | |
|--|------------|------------|------------|------------|---|-------------|
| Athletic Training & Sports Injuries Internship | 0 | 1 | 2 | 3 | 3 | 9 |
| Introduction to Business | 4 | 4 | 6 | 14 | 3 | 42 |
| Introduction to Comm. Disorders | 4 | 4 | 9 | 17 | 3 | 51 |
| Introduction to Education | 8 | 9 | 10 | 27 | 3 | 81 |
| World Religion | 5 | 4 | 13 | 22 | 3 | 66 |
| Anatomy & Physiology (UNMC) | 1 | 0 | 2 | 3 | 3 | 9 |
| Pathology (UNMC) | 1 | 0 | 2 | 3 | 5 | 15 |
| Total | 180 | 150 | 369 | 699 | | 2501 |

| 2011-2012 Courses | MNHS | MSHS | MWHS | Total Students | Credit Hours | Total Credits |
|---------------------------|-------------|-------------|-------------|-----------------------|---------------------|----------------------|
| AP English Literature - 1 | 18 | 19 | 7 | 44 | 3 | 132 |
| AP English Literature- 2 | 14 | 22 | 7 | 43 | 3 | 129 |
| AP Calculus - 1 | 14 | 18 | 20 | 52 | 5 | 260 |
| AP Calculus - 2 | 2 | 10 | 5 | 17 | 5 | 85 |
| AP US History - 1 | 0 | 14 | 14 | 28 | 3 | 84 |
| AP US History - 2 | 0 | 12 | 13 | 25 | 3 | 75 |
| AP European History - 1 | 0 | 0 | 19 | 19 | 3 | 57 |
| AP European History - 2 | 0 | 0 | 17 | 17 | 3 | 51 |
| AP Physics - 1 | 12 | 0 | 6 | 18 | 4 | 72 |
| AP Physics - 2 | 9 | 0 | 3 | 12 | 4 | 48 |
| AP Psychology | 38 | 29 | 26 | 93 | 3 | 279 |
| AP German | 1 | 0 | 5 | 6 | 3 | 18 |
| AP French | 0 | 0 | 2 | 2 | 3 | 6 |
| AP Spanish | 0 | 20 | 4 | 24 | 3 | 72 |
| AP Biology - 1 | 27 | 11 | 30 | 68 | 5 | 340 |
| AP Biology - 2 | 21 | 11 | 27 | 59 | 5 | 295 |
| AP Statistics | 16 | 16 | 11 | 43 | 3 | 129 |
| AP US Govt-Comparative | 0 | 0 | 0 | 0 | 0 | 0 |

| Non AP & Academy Courses | | | | | | |
|--|------------|------------|------------|------------|---|-------------|
| Athletic Training & Sports Injuries Internship | 0 | 0 | 7 | 7 | 3 | 21 |
| Introduction to Business | 10 | 3 | 16 | 29 | 3 | 87 |
| Introduction to Comm. Disorders | 5 | 4 | 13 | 22 | 3 | 66 |
| Introduction to Education | 5 | 4 | 13 | 22 | 3 | 66 |
| Health Careers | 2 | 2 | 2 | 6 | 3 | 18 |
| Anatomy & Physiology (UNMC) | 1 | 1 | 1 | 3 | 3 | 9 |
| Pathology (UNMC) | 3 | 1 | 1 | 5 | 3 | 15 |
| Total | 198 | 197 | 269 | 664 | | 2414 |

Metropolitan Community College

Millard Public Schools Career Academies

| 2013-2014 Courses | MNHS | MSHS | MWHS | Total Students | Credit Hours | Total Credits |
|---|-------------|-------------|-------------|-----------------------|---------------------|----------------------|
| English 11-College Comp I | 15 | 23 | 31 | 69 | 4.5 | 310.5 |
| Child Development (Education) | 4 | 8 | 11 | 23 | 4.5 | 103.5 |
| Child Development Pre-Practicum | 4 | 8 | 11 | 23 | 1.5 | 34.5 |
| Professional Speaking | 4 | 7 | 11 | 22 | 4.5 | 99 |
| College Composition & Research | 8 | 9 | 12 | 29 | 4.5 | 130.5 |
| World Religions (Education) | 4 | 7 | 11 | 22 | 4.5 | 99 |
| Behavior Modifications & Principles of Learning | 7 | 8 | 9 | 24 | 4.5 | 108 |
| Accounting I | 5 | 3 | 5 | 13 | 8 | 104 |
| Accounting II | 2 | 5 | 3 | 10 | 4 | 40 |
| Wealth Building & Personal Finance | 5 | 3 | 5 | 13 | 4.5 | 58.5 |
| Introduction to Entrepreneurship | 5 | 3 | 5 | 13 | 4.5 | 58.5 |
| Legal Issues for the Entrepreneur | 5 | 3 | 5 | 13 | 4.5 | 58.5 |
| Entrepreneurship Feasibility Study | 2 | 5 | 3 | 10 | 4.5 | 45 |
| Marketing for the Entrepreneur | 2 | 5 | 3 | 10 | 4.5 | 45 |
| Principles of Management | 3 | 5 | 12 | 20 | 4.5 | 90 |

| | | | | | | |
|---|-------------|-------------|-------------|-----------------------|---------------------|----------------------|
| Principles of Marketing | 3 | 5 | 12 | 20 | 4.5 | 90 |
| Culinary Orientation | 4 | 7 | 3 | 14 | 2 | 28 |
| Safety & Sanitation | 4 | 7 | 3 | 14 | 2 | 28 |
| Culinary Math | 4 | 7 | 3 | 14 | 2 | 28 |
| Culinary Foundations | 4 | 7 | 3 | 14 | 4 | 56 |
| Vegetable, Starch & Protein | 4 | 7 | 3 | 14 | 4 | 56 |
| Human Anatomy & Physiology | 6 | 16 | 30 | 52 | 5 | 260 |
| Medical Terminology I | 6 | 16 | 30 | 52 | 4.5 | 234 |
| Medical Terminology II | 6 | 16 | 30 | 52 | 4.5 | 234 |
| CPR and First Aid/AED | 6 | 16 | 30 | 52 | 1 | 52 |
| Foundations of Health Careers | 6 | 16 | 30 | 52 | 4.5 | 234 |
| Introduction Medical Law & Ethics | 6 | 16 | 30 | 52 | 4.5 | 234 |
| Nutrition in the Life Cycle | 6 | 16 | 30 | 52 | 4.5 | 234 |
| Disease Processes | 6 | 16 | 30 | 52 | 4.5 | 234 |
| Introduction to Business | 3 | 5 | 13 | 21 | 4.5 | 94.5 |
| Industrial Safety & Health | 3 | 5 | 12 | 20 | 4.5 | 90 |
| Introduction to Distribution | 3 | 5 | 12 | 20 | 4.5 | 90 |
| Baking Basics | 5 | 2 | 2 | 9 | 4 | 36 |
| Pastries | 4 | 2 | 2 | 8 | 4 | 32 |
| Artisan Breads | 4 | 2 | 2 | 8 | 4 | 32 |
| Spanish for the Culinary Professional | 4 | 2 | 2 | 8 | 3 | 24 |
| Cakes | 4 | 2 | 2 | 8 | 4 | 32 |
| Mechanical Print Reading | 1 | 1 | 5 | 7 | 4.5 | 31.5 |
| Business Logistics | 1 | 1 | 5 | 7 | 4.5 | 31.5 |
| Purchasing & Material Management | 1 | 1 | 5 | 7 | 4.5 | 31.5 |
| Radio Frequency | 1 | 1 | 5 | 7 | 4.5 | 31.5 |
| Long Term Care/Certified Nursing Assistant | 11 | 10 | 20 | 41 | 6.5 | 266.5 |
| Genetics | 11 | 10 | 19 | 40 | 4.5 | 180 |
| Emergency Medical Technician-Basic | 11 | 10 | 19 | 40 | 10 | 400 |
| Total | 213 | 329 | 529 | 1071 | | 4789.5 |
| | | | | | | |
| 2012-2013 Courses | MNHS | MSHS | MWHS | Total Students | Credit Hours | Total Credits |
| English 11-College Comp I | 19 | 18 | 21 | 58 | 4.5 | 261 |
| Child Development (Education) | 8 | 9 | 11 | 28 | 4.5 | 126 |
| Child Development Pre-Practicum | 8 | 9 | 11 | 28 | 1.5 | 42 |
| College Composition & Research | 8 | 9 | 11 | 28 | 4.5 | 126 |
| World Religions (Education) | 8 | 9 | 11 | 28 | 4.5 | 126 |
| Behavior Modifications & Principles of Learning | 5 | 4 | 13 | 22 | 4.5 | 99 |
| Accounting I | 4 | 4 | 6 | 14 | 8 | 112 |
| Accounting II | 4 | 3 | 14 | 21 | 4 | 84 |
| Wealth Building & Personal Finance | 8 | 5 | 11 | 24 | 4.5 | 108 |
| Introduction to Entrepreneurship | 4 | 4 | 6 | 14 | 4.5 | 63 |
| Legal Issues for the Entrepreneur | 2 | 4 | 6 | 12 | 4.5 | 54 |
| Entrepreneurship Feasibility Study | 4 | 1 | 5 | 10 | 4.5 | 45 |
| Marketing for the Entrepreneur | 0 | 2 | 7 | 9 | 4.5 | 40.5 |
| Principles of Management | 5 | 3 | 10 | 18 | 4.5 | 81 |
| Principles of Marketing | 5 | 2 | 9 | 16 | 4.5 | 72 |
| Culinary Orientation | 4 | 6 | 4 | 14 | 2 | 28 |
| Safety & Sanitation | 4 | 6 | 4 | 14 | 2 | 28 |
| Culinary Math | 4 | 6 | 4 | 14 | 2 | 28 |
| Culinary Foundations | 4 | 6 | 4 | 14 | 4 | 56 |
| Vegetable, Starch & Protein | 4 | 6 | 4 | 14 | 4 | 56 |
| Human Anatomy & Physiology | 15 | 13 | 23 | 51 | 5 | 255 |
| Medical Terminology I | 15 | 13 | 23 | 51 | 4.5 | 229.5 |

| | | | | | | |
|---|-------------|-------------|-------------|-----------------------|---------------------|----------------------|
| Medical Terminology II | 14 | 13 | 21 | 48 | 4.5 | 216 |
| CPR and First Aid/AED | 15 | 13 | 23 | 51 | 1 | 51 |
| Foundations of Health Careers | 15 | 13 | 23 | 51 | 4.5 | 229.5 |
| Introduction Medical Law & Ethics | 14 | 13 | 21 | 48 | 4.5 | 216 |
| Nutrition in the Life Cycle | 14 | 13 | 21 | 48 | 4.5 | 216 |
| Disease Processes | 14 | 13 | 21 | 48 | 4.5 | 216 |
| Introduction to Business | 2 | 2 | 5 | 9 | 4.5 | 40.5 |
| Industrial Safety & Health | 2 | 1 | 5 | 8 | 4.5 | 36 |
| Introduction to Distribution | 2 | 1 | 5 | 8 | 4.5 | 36 |
| Baking Basics | 5 | 2 | 3 | 10 | 4 | 40 |
| Pastries | 5 | 2 | 3 | 10 | 4 | 40 |
| Artisan Breads | 5 | 2 | 3 | 10 | 4 | 40 |
| Spanish for the Culinary Professional | 5 | 2 | 3 | 10 | 3 | 30 |
| Cakes | 5 | 0 | 2 | 7 | 4 | 28 |
| Mechanical Print Reading | 1 | 0 | 5 | 6 | 4.5 | 27 |
| Business Logistics | 1 | 0 | 5 | 6 | 4.5 | 27 |
| Purchasing & Material Management | 1 | 0 | 5 | 6 | 4.5 | 27 |
| Problem Solving | 1 | 0 | 5 | 6 | 4.5 | 27 |
| Long Term Care/Certified Nursing Assistant | 8 | 8 | 15 | 31 | 6.5 | 201.5 |
| Genetics | 8 | 8 | 15 | 31 | 4.5 | 139.5 |
| Emergency Medical Technician-Basic | 8 | 8 | 15 | 31 | 10 | 310 |
| Total | 287 | 256 | 442 | 985 | | 4314 |
| | | | | | | |
| 2011-2012 Courses | MNHS | MSHS | MWHS | Total Students | Credit Hours | Total Credits |
| English 11-College Comp I | 23 | 24 | 31 | 78 | 4.5 | 351 |
| Child Development (Education) | 5 | 4 | 13 | 22 | 4.5 | 99 |
| Child Development Pre-Practicum | 5 | 4 | 13 | 22 | 1.5 | 33 |
| College Composition & Research | 16 | 3 | 11 | 30 | 4.5 | 135 |
| World Religions (Education) | 5 | 4 | 12 | 21 | 4.5 | 94.5 |
| Behavior Modifications & Principles of Learning | 4 | 3 | 11 | 18 | 4.5 | 81 |
| Accounting I | 10 | 13 | 16 | 39 | 8 | 312 |
| Accounting II | 9 | 4 | 15 | 28 | 4 | 112 |
| Wealth Building & Personal Finance | 3 | 2 | 10 | 15 | 4.5 | 67.5 |
| Introduction to Entrepreneurship | 3 | 2 | 10 | 15 | 4.5 | 67.5 |
| Legal Issues for the Entrepreneur | 3 | 2 | 10 | 15 | 4.5 | 67.5 |
| Entrepreneurship Feasibility Study | 2 | 3 | 9 | 14 | 4.5 | 63 |
| Financial Topics for the Entrepreneur | 2 | 3 | 9 | 14 | 4.5 | 63 |
| Marketing for the Entrepreneur | 2 | 3 | 9 | 14 | 4.5 | 63 |
| Entrepreneurship Business Plan | 2 | 3 | 9 | 14 | 4.5 | 63 |
| Business Math/Calculator App. | 7 | 1 | 6 | 14 | 5.5 | 77 |
| Business Law | 7 | 1 | 6 | 14 | 4.5 | 63 |
| Principles of Management | 3 | 1 | 5 | 9 | 4.5 | 40.5 |
| Principles of Marketing | 3 | 1 | 5 | 9 | 4.5 | 40.5 |
| Culinary Orientation | 7 | 6 | 3 | 16 | 2 | 32 |
| Safety & Sanitation | 7 | 6 | 3 | 16 | 2 | 32 |
| Culinary Math | 7 | 6 | 33 | 46 | 2 | 92 |
| Business Math | 7 | 6 | 3 | 16 | 4.5 | 72 |
| Culinary Foundations | 7 | 6 | 3 | 16 | 4 | 64 |
| Vegetable, Starch & Protein | 7 | 6 | 3 | 16 | 4 | 64 |
| Human Anatomy & Physiology | 10 | 10 | 18 | 38 | 5 | 190 |
| Medical Terminology I | 10 | 10 | 18 | 38 | 4.5 | 171 |
| Medical Terminology II | 10 | 10 | 18 | 38 | 4.5 | 171 |
| CPR and First Aid/AED | 10 | 10 | 18 | 38 | 1 | 38 |
| Foundations of Health Careers | 10 | 10 | 18 | 38 | 4.5 | 171 |

| | | | | | | |
|--|------------|------------|------------|-------------|-----|---------------|
| Introduction Medical Law & Ethics | 10 | 10 | 18 | 38 | 4.5 | 171 |
| Nutrition in the Life Cycle | 10 | 10 | 18 | 38 | 4.5 | 171 |
| Disease Processes | 10 | 10 | 18 | 38 | 4.5 | 171 |
| Introduction to Business | 3 | 1 | 5 | 9 | 4.5 | 40.5 |
| Industrial Safety & Health | 3 | 1 | 5 | 9 | 4.5 | 40.5 |
| Introduction to Distribution | 3 | 1 | 5 | 9 | 4.5 | 40.5 |
| Baking Basics | 6 | 4 | 3 | 13 | 4 | 52 |
| Pastries | 6 | 4 | 3 | 13 | 4 | 52 |
| Artisan Breads | 6 | 4 | 3 | 13 | 4 | 52 |
| Spanish for the Culinary Professional | 6 | 4 | 3 | 13 | 3 | 39 |
| Cakes | 6 | 4 | 3 | 13 | 4 | 52 |
| Mechanical Print Reading | 4 | 0 | 0 | 4 | 4.5 | 18 |
| Business Logistics | 4 | 0 | 0 | 4 | 4.5 | 18 |
| Purchasing & Material Management | 4 | 0 | 0 | 4 | 4.5 | 18 |
| Problem Solving | 4 | 0 | 0 | 4 | 4.5 | 18 |
| Long Term Care/Certified Nursing Assistant | 10 | 9 | 17 | 36 | 6.5 | 234 |
| Genetics | 10 | 9 | 17 | 36 | 4.5 | 162 |
| Emergency Medical Technician-Basic | 10 | 9 | 19 | 38 | 10 | 380 |
| Total | 321 | 247 | 485 | 1053 | | 4719.5 |

Meptropolitan Community College Academies

| 2013-2014 Courses | MNHS | MSHS | MWHS | Total Students | Credit Hours | Total Credits |
|-----------------------|------|------|------|----------------|--------------|---------------|
| Auto Body | 0 | 0 | 1 | 1 | 20 | 20 |
| Auto Tech | 1 | 0 | 3 | 4 | 17.5 | 70 |
| Criminal Justice | 1 | 0 | 1 | 2 | 18 | 36 |
| Diesel* | 0 | 1 | 2 | 3 | 14.5 | 43.5 |
| Electrical Technology | 1 | 0 | 0 | 1 | 26 | 26 |

* Diesel - MCC dropped Human Resource course

| | | | | | | |
|--------------|----------|----------|----------|-----------|--|--------------|
| Total | 3 | 1 | 7 | 11 | | 195.5 |
|--------------|----------|----------|----------|-----------|--|--------------|

Meptropolitan Community College Academies

| 2012-2013 Courses | MNHS | MSHS | MWHS | Total Students | Credit Hours | Total Credits |
|-------------------|----------|----------|----------|----------------|--------------|---------------|
| Auto Tech | 0 | 1 | 4 | 5 | 17.5 | 87.5 |
| Diesel | 0 | 0 | 1 | 1 | 19.5 | 19.5 |
| Film Making | 1 | 0 | 0 | 1 | 28.5 | 28.5 |
| Theater Tech | 0 | 1 | 0 | 1 | 17.5 | 17.5 |
| Total | 1 | 2 | 5 | 8 | | 153 |

Meptropolitan Community College Academies

| 2011-2012 Courses | MNHS | MSHS | MWHS | Total Students | Credit Hours | Total Credits |
|-------------------|----------|----------|----------|----------------|--------------|---------------|
| Auto Body | 3 | 0 | 0 | 3 | 17.5 | 52.5 |
| Auto Tech | 0 | 2 | 2 | 4 | 17.5 | 70 |
| Criminal Justice | 1 | 0 | 2 | 3 | 18 | 54 |
| Diesel | 1 | 0 | 1 | 2 | 19.5 | 39 |
| Film Making | 0 | 0 | 2 | 2 | 28.5 | 57 |
| Theater Tech | 1 | 1 | 0 | 2 | 17.5 | 35 |
| Total | 6 | 3 | 7 | 16 | | 307.5 |

Bold=new courses added

Dual Enrollment Trends

| Dual Enrollment through University of Nebraska at Omaha | | | | | |
|--|--------------|--------------|-------------|-----------------------|-----------------------|
| | North | South | West | Total Students | Credits Earned |
| 2011-2012 | 198 | 197 | 269 | 664 | 2414 |
| 2012-2013 | 180 | 150 | 369 | 699 | 2501 |
| 2013-2014 | 264 | 182 | 380 | 826 | 2835 |

| Dual Enrollment through Metropolitan Community College | | | | | |
|---|--------------|--------------|-------------|-----------------------|-----------------------|
| | North | South | West | Total Students | Credits Earned |
| 2011-2012 | 327 | 250 | 492 | 1069 | 5027 |
| 2012-2013 | 288 | 258 | 447 | 993 | 4467 |
| 2013-2014 | 216 | 330 | 536 | 1082 | 4985 |

AGENDA SUMMARY SHEET

AGENDA ITEM: ACT 2013-2014 Results for the Graduating Class of 2014

MEETING DATE: September 15, 2014

DEPARTMENT: Educational Services: Assessment, Research, and Evaluation

TITLE AND BRIEF DESCRIPTION: ACT Results

ACTION DESIRED: X Information

BACKGROUND: The District ACT composite average is 23.3, again higher than the state average of 21.7. Trend lines show Millard maintaining strong ACT results that consistently out-perform the state and nation. Beginning with the 2013 Graduating Class, all students whose scores are college reportable, both standard and extended time tests, are now included in this report. This year, 96% of students nationally took the ACT with standard time and 99% of students in Millard took the ACT in standard time.

This report is the annual "Graduating Class of ____" report. As in the past, this report is the ACT performance of our ACT-tested graduates. For students taking the ACT multiple times, this report includes the last taken ACT.

RECOMMENDATIONS: None

STRATEGIC PLAN REFERENCE: None

RESPONSIBLE PERSONS: Dr. Mark Feldhausen, Dr. Tami Williams, and Sharon Freeman

SUPERINTENDENT APPROVAL:



BOARD ACTION:

ACT RESULTS 2013-2014



Proud to be
millard
PUBLIC SCHOOLS
www.mpsomaha.org

Educational Services
Department of Assessment, Research, and Evaluation
Fall 2014

INTRODUCTION

The American College Test (ACT) is a widely used college admissions test that is typically taken by high school juniors and seniors. It measures skills students have learned in high school and will need for academic success in college. The ACT is a 2 hour and 55 minute assessment that consists of 215 questions distributed among four tests:

English
75 items/45 minutes

Mathematics
60 items/60 minutes

Reading
40 items/35 minutes

Science Reasoning
40 items/35 minutes

Students receive a score for each of the four tests as well as a composite score. The composite score is the average of the four test scores, rounded to the nearest whole number. Test and composite scores range from 1 to 36.

There is an optional ACT Writing test that measures skill in planning and writing a short essay. The Writing test is not included in the composite score.

ACT reports College Readiness Benchmark Scores. A College Benchmark score is the minimum score needed on an ACT subject-area test to indicate a 50% chance of obtaining a B or higher, or about a 75% chance of obtaining a C or higher in the corresponding credit-bearing college course. The benchmark scores, which are based on the actual college performance of students who have taken the ACT, are listed below:

| College Course/ Course Area | ACT Test | Benchmark Score |
|-----------------------------|-------------|-----------------|
| English Composition | English | 18 |
| Algebra | Mathematics | 22 |
| Social Sciences | Reading | 22 |
| Biology | Science | 23 |

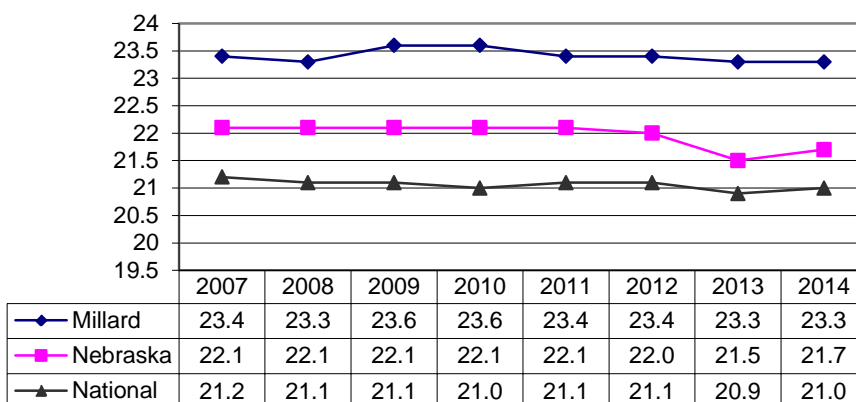
Average ACT Scores by Level of Academic Preparation

| | Number | | Percent | | English | | Mathematics | | Reading | | Sci Reason | | Composite | |
|----------|-------------|---------|-------------|----|-------------|------|-------------|------|-------------|------|-------------|------|-------------|------|
| | Core / Less | | Core / Less | | Core / Less | | Core / Less | | Core / Less | | Core / Less | | Core / Less | |
| District | | | | | | | | | | | | | | |
| 2005-06 | 631 | 424 | 55 | 37 | 23.9 | 21.1 | 24.2 | 21.5 | 24.4 | 21.6 | 23.8 | 21.6 | 24.2 | 21.6 |
| 2006-07 | 564 | 434 | 47 | 36 | 24.2 | 21.3 | 24.7 | 21.6 | 24.6 | 21.9 | 24.4 | 21.7 | 24.6 | 21.8 |
| 2007-08 | 797 | 409 | 63 | 32 | 23.9 | 20.7 | 24.4 | 21.2 | 24.5 | 21.9 | 24.0 | 21.4 | 24.3 | 21.4 |
| 2008-09 | 941 | 350 | 73 | 27 | 24.3 | 20.7 | 24.3 | 20.9 | 24.6 | 21.9 | 23.9 | 21.2 | 24.4 | 21.3 |
| 2009-10 | 938 | 339 | 73 | 26 | 24.3 | 20.6 | 24.2 | 20.5 | 24.6 | 22.0 | 24.2 | 20.9 | 24.5 | 21.1 |
| 2010-11 | 927 | 360 | 72 | 28 | 24.0 | 20.5 | 24.3 | 20.4 | 24.5 | 21.8 | 24.2 | 21.2 | 24.4 | 21.1 |
| 2011-12 | 932 | 351 | 72 | 27 | 24.0 | 20.4 | 24.4 | 20.7 | 24.4 | 21.4 | 24.1 | 21.3 | 24.4 | 21.1 |
| 2012-13 | 1009 | 292 | 77 | 22 | 23.8 | 20.6 | 23.7 | 20.4 | 24.2 | 21.6 | 24.0 | 21.1 | 24.0 | 21.1 |
| 2013-14 | 1023 | 303 | 77 | 23 | 23.8 | 20.0 | 23.7 | 20.2 | 24.2 | 21.2 | 23.9 | 21.1 | 24.0 | 20.8 |
| State | | | | | | | | | | | | | | |
| 2005-06 | 10,133 | 4,517 | 64 | 28 | 22.5 | 19.7 | 22.4 | 20.0 | 23.0 | 20.6 | 22.5 | 20.5 | 22.7 | 20.3 |
| 2006-07 | 9,539 | 4,458 | 59 | 28 | 22.7 | 19.8 | 22.6 | 20.1 | 23.2 | 20.8 | 22.6 | 20.5 | 22.9 | 20.4 |
| 2007-08 | 11,934 | 3,944 | 72 | 24 | 22.6 | 19.5 | 22.6 | 19.7 | 23.2 | 20.6 | 22.5 | 20.1 | 22.8 | 20.1 |
| 2008-09 | 12,701 | 3,346 | 78 | 21 | 22.7 | 19.1 | 22.5 | 19.4 | 23.2 | 20.1 | 22.6 | 19.9 | 22.9 | 19.8 |
| 2009-10 | 12,870 | 3,053 | 80 | 19 | 22.7 | 18.9 | 22.3 | 19.1 | 23.1 | 20.1 | 22.7 | 19.8 | 22.8 | 19.6 |
| 2010-11 | 13,168 | 3,120 | 80 | 19 | 22.5 | 18.9 | 22.3 | 19.1 | 22.9 | 20.0 | 22.5 | 19.8 | 22.7 | 19.6 |
| 2011-12 | 13,515 | 2,896 | 82 | 17 | 22.4 | 18.9 | 22.3 | 19.2 | 22.8 | 19.9 | 22.4 | 19.7 | 22.6 | 19.5 |
| 2012-13 | 13,851 | 3,372 | 78 | 19 | 22.1 | 17.9 | 21.9 | 18.6 | 22.6 | 19.2 | 22.3 | 19.1 | 22.3 | 18.8 |
| 2013-14 | 13,909 | 3,283 | 78 | 18 | 22.3 | 18.3 | 21.8 | 18.6 | 22.8 | 19.4 | 22.4 | 19.3 | 22.5 | 19 |
| National | | | | | | | | | | | | | | |
| 2005-06 | 647,298 | 413,888 | 54 | 34 | 21.6 | 19.0 | 21.8 | 19.4 | 22.3 | 20.1 | 21.7 | 19.7 | 22.0 | 19.7 |
| 2006-07 | 659,603 | 444,906 | 51 | 34 | 21.7 | 19.2 | 21.9 | 19.6 | 22.4 | 20.2 | 21.8 | 19.8 | 22.0 | 19.8 |
| 2007-08 | 873,743 | 431,748 | 61 | 30 | 21.6 | 18.8 | 21.9 | 19.3 | 22.3 | 19.9 | 21.6 | 19.4 | 22.0 | 19.5 |
| 2008-09 | 1,039,502 | 391,458 | 70 | 26 | 21.7 | 18.3 | 21.9 | 18.9 | 22.3 | 19.4 | 21.7 | 19.2 | 22.0 | 19.1 |
| 2009-10 | 1,118,639 | 397,685 | 71 | 25 | 21.6 | 18.1 | 21.9 | 18.9 | 22.2 | 19.2 | 21.7 | 19.0 | 22.0 | 18.9 |
| 2010-11 | 1,202,164 | 366,518 | 74 | 23 | 21.5 | 18.3 | 21.8 | 19.0 | 22.0 | 19.3 | 21.6 | 19.0 | 21.9 | 19.0 |
| 2011-12 | 1,259,744 | 355,849 | 76 | 21 | 21.3 | 18.3 | 21.8 | 19.1 | 22.0 | 19.4 | 21.6 | 19.1 | 21.8 | 19.1 |
| 2012-13 | 1,322,739 | 396,592 | 74 | 22 | 21.2 | 17.8 | 21.7 | 18.9 | 22.0 | 19.0 | 21.5 | 18.8 | 21.7 | 18.7 |
| 2013-14 | 1,347,997 | 405,073 | 73 | 22 | 21.4 | 17.9 | 21.7 | 18.9 | 22.2 | 19.2 | 21.6 | 18.9 | 21.8 | 18.9 |

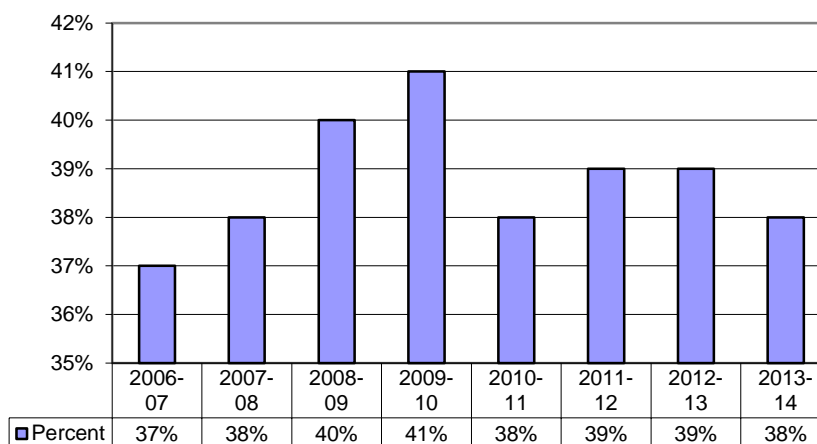
Average ACT Scores for All Graduates

| | Number | English | Mathematics | Reading | Sci Reason | Composite |
|-----------------|-----------|---------|-------------|---------|------------|-----------|
| District | | | | | | |
| 2005-06 | 1,156 | 22.8 | 23.1 | 23.3 | 22.9 | 23.1 |
| 2006-07 | 1,197 | 23.0 | 23.3 | 23.4 | 23.2 | 23.4 |
| 2007-08 | 1,265 | 22.8 | 23.3 | 23.6 | 23.1 | 23.3 |
| 2008-09 | 1,293 | 23.3 | 23.4 | 23.9 | 23.2 | 23.6 |
| 2009-10 | 1,280 | 23.3 | 23.2 | 23.9 | 23.3 | 23.6 |
| 2010-11 | 1,294 | 23.0 | 23.2 | 23.7 | 23.3 | 23.4 |
| 2011-12 | 1,292 | 23.0 | 23.4 | 23.6 | 23.3 | 23.4 |
| 2012-13 | 1,309 | 23.1 | 22.9 | 23.6 | 23.3 | 23.3 |
| 2013-14 | 1,332 | 22.9 | 22.8 | 23.5 | 23.3 | 23.3 |
| State | | | | | | |
| 2005-06 | 15,892 | 21.5 | 21.6 | 22.2 | 21.8 | 21.9 |
| 2006-07 | 16,137 | 21.8 | 21.8 | 22.4 | 21.9 | 22.1 |
| 2007-08 | 16,573 | 21.8 | 21.8 | 22.5 | 21.9 | 22.1 |
| 2008-09 | 16,286 | 21.9 | 21.8 | 22.5 | 22.0 | 22.1 |
| 2009-10 | 16,172 | 21.8 | 21.6 | 22.4 | 22.0 | 22.1 |
| 2010-11 | 16,461 | 21.8 | 21.7 | 22.3 | 22.0 | 22.1 |
| 2011-12 | 16,581 | 21.8 | 21.7 | 22.3 | 21.9 | 22.0 |
| 2012-13 | 17,745 | 21.1 | 21.1 | 21.8 | 21.5 | 21.5 |
| 2013-14 | 17,769 | 21.3 | 21.1 | 22.0 | 21.7 | 21.7 |
| National | | | | | | |
| 2005-06 | 1,206,455 | 20.6 | 20.8 | 21.4 | 20.9 | 21.1 |
| 2006-07 | 1,300,599 | 20.7 | 21.0 | 21.5 | 21.0 | 21.2 |
| 2007-08 | 1,421,941 | 20.6 | 21.0 | 21.4 | 20.8 | 21.1 |
| 2008-09 | 1,480,469 | 20.6 | 21.0 | 21.4 | 20.9 | 21.1 |
| 2009-10 | 1,568,835 | 20.5 | 21.0 | 21.3 | 20.9 | 21.0 |
| 2010-11 | 1,623,112 | 20.6 | 21.1 | 21.3 | 20.9 | 21.1 |
| 2011-12 | 1,666,017 | 20.5 | 21.1 | 21.3 | 20.9 | 21.1 |
| 2012-13 | 1,799,243 | 20.2 | 20.9 | 21.1 | 20.7 | 20.9 |
| 2013-14 | 1,845,787 | 20.3 | 20.9 | 21.3 | 20.8 | 21.0 |

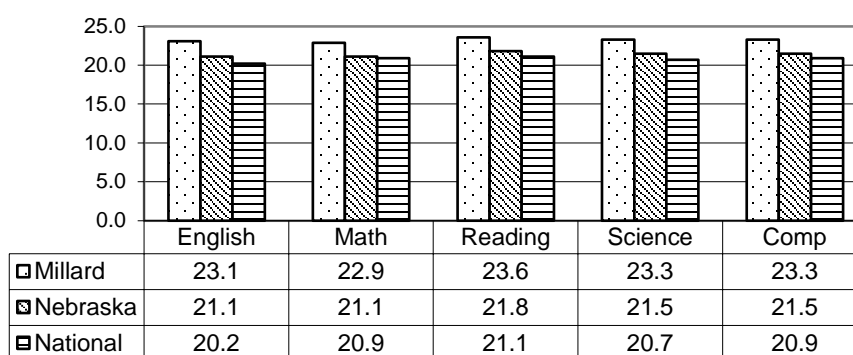
ACT Composite Scores Over 8 Years Millard, Nebraska, and National



Percent of Millard Students Scoring in Top Quartile Nationally

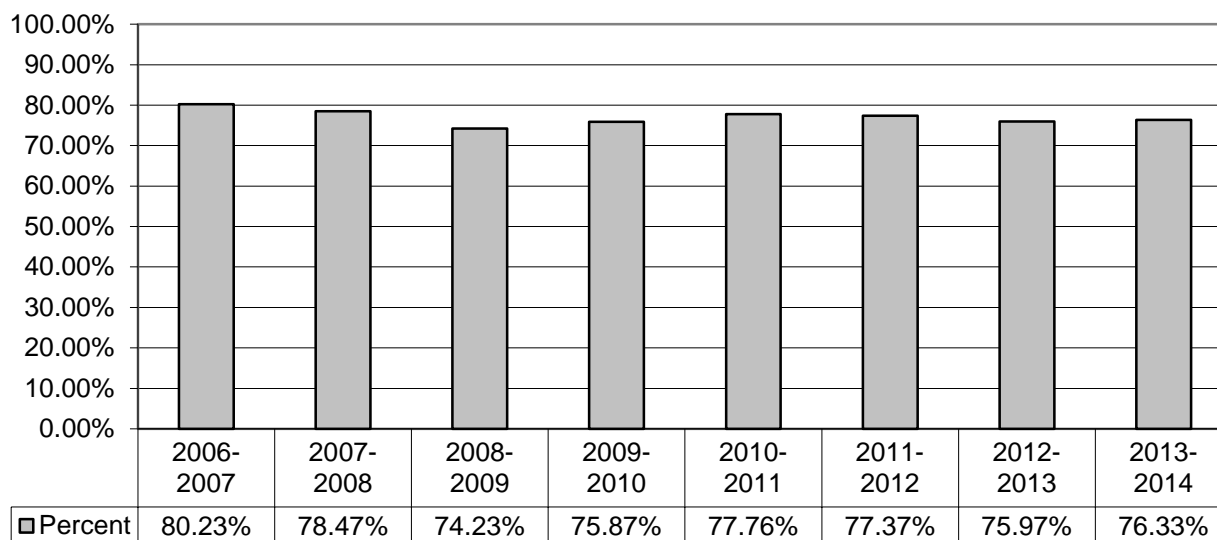


Comparison of ACT Average Scores with Other Groups 2013-2014



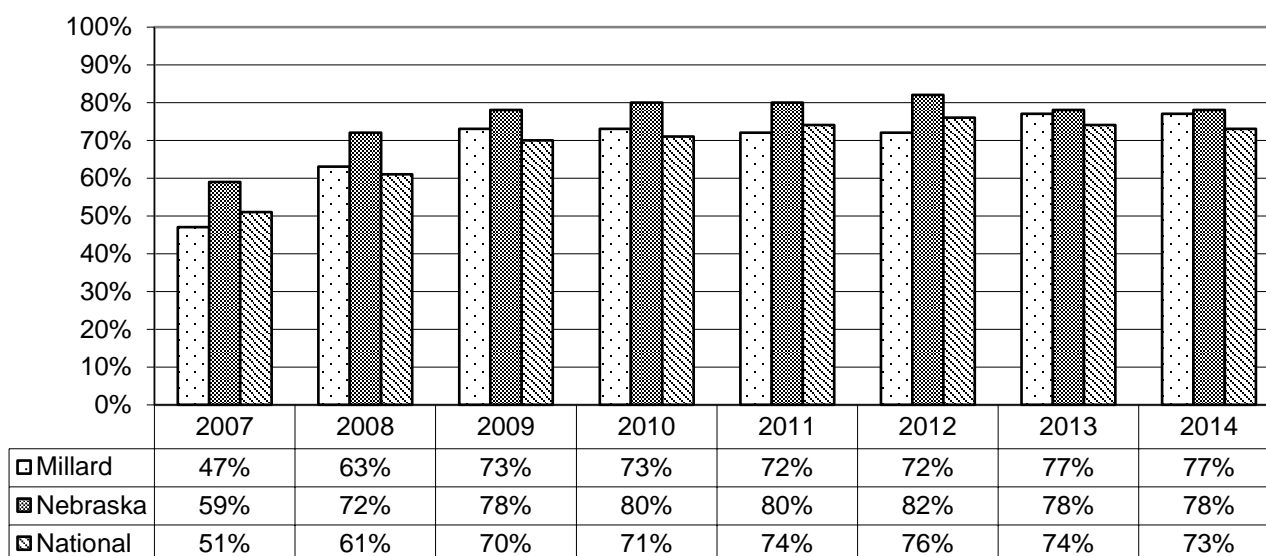
Scores range from 1-36

Percent of Millard Seniors Taking the ACT Over Eight Years

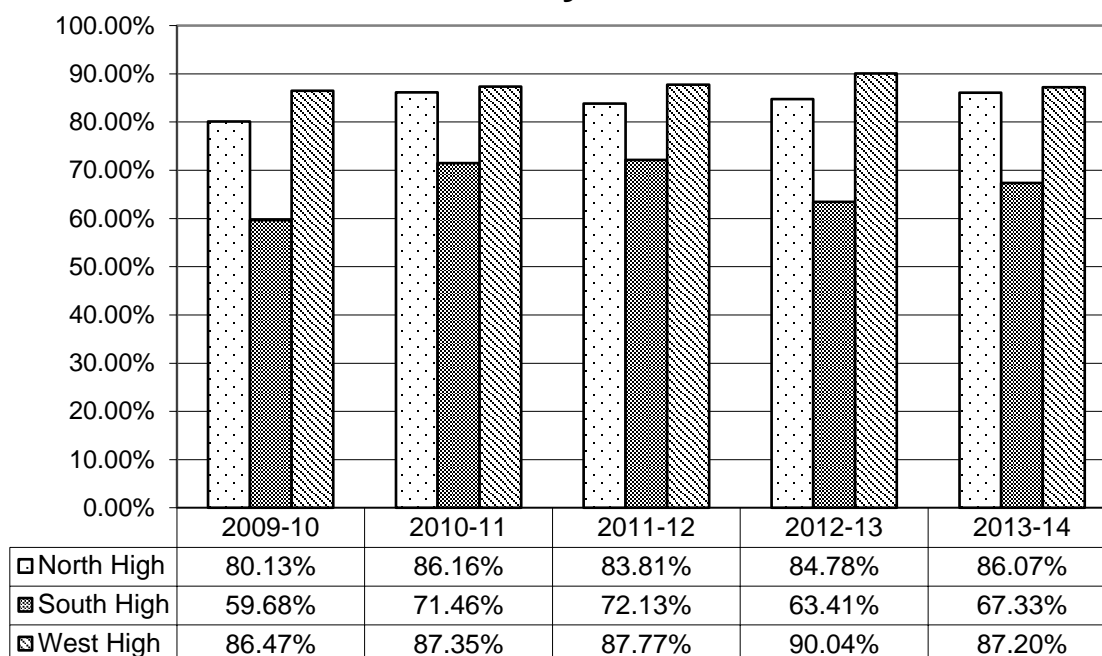


1,332 Seniors from the class of 2014 took the ACT

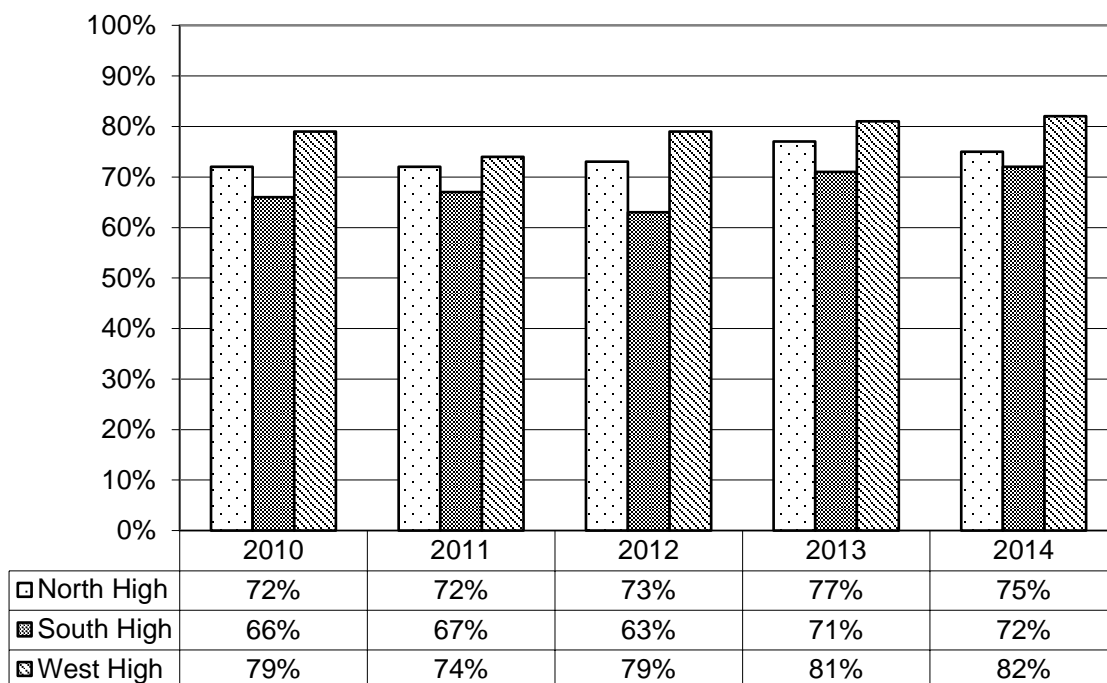
Percent of ACT-Tested Students Who Reported Taking Core Curriculum



Percent of Seniors Taking the ACT by School

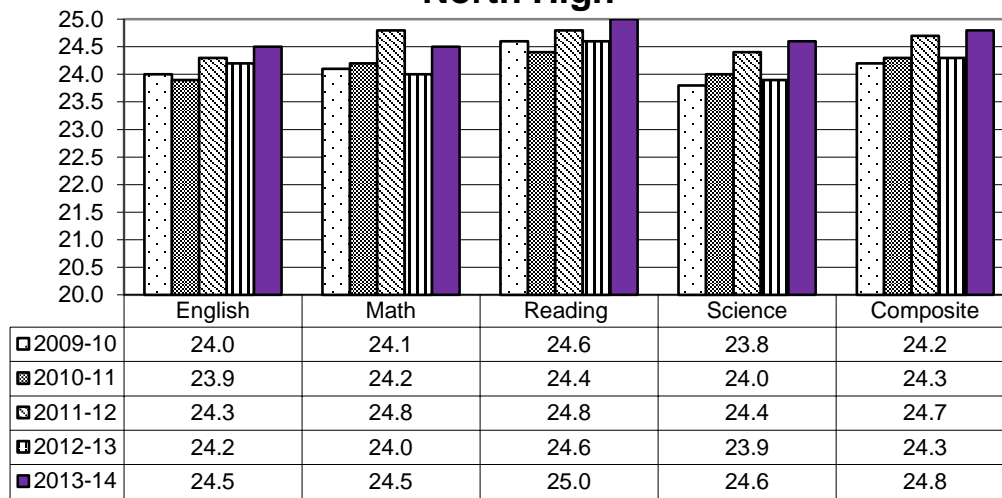


Percent of ACT-Tested Students Who Reported Taking Core Curriculum

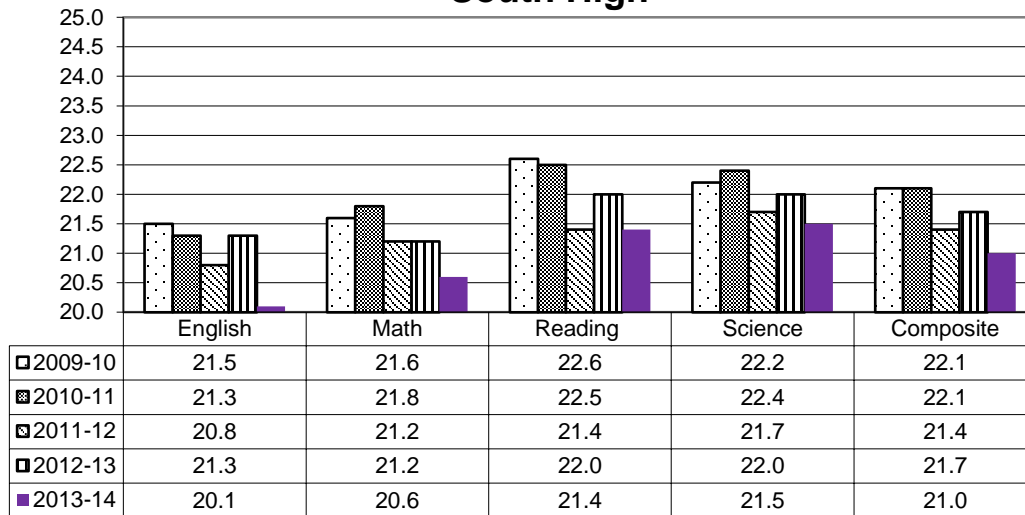


Average ACT Scores over Five Years

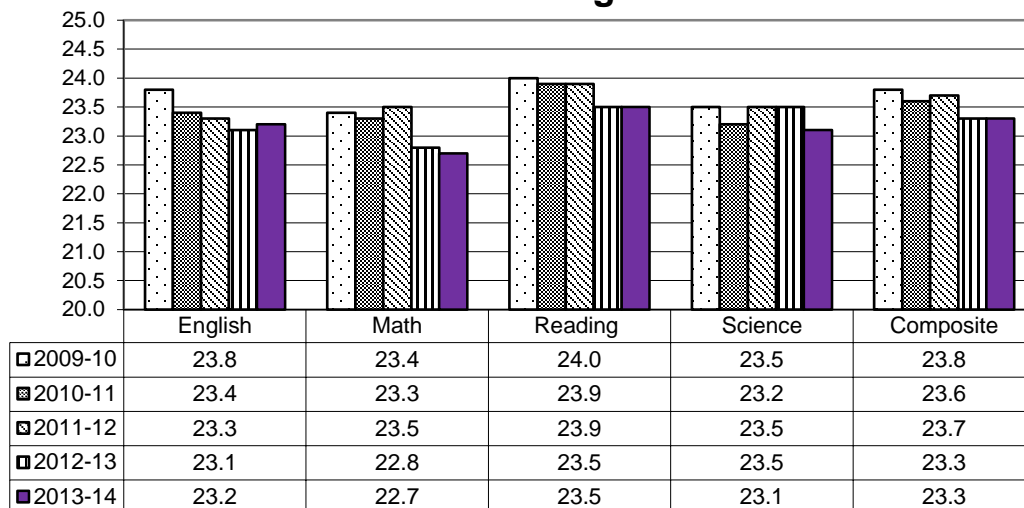
North High



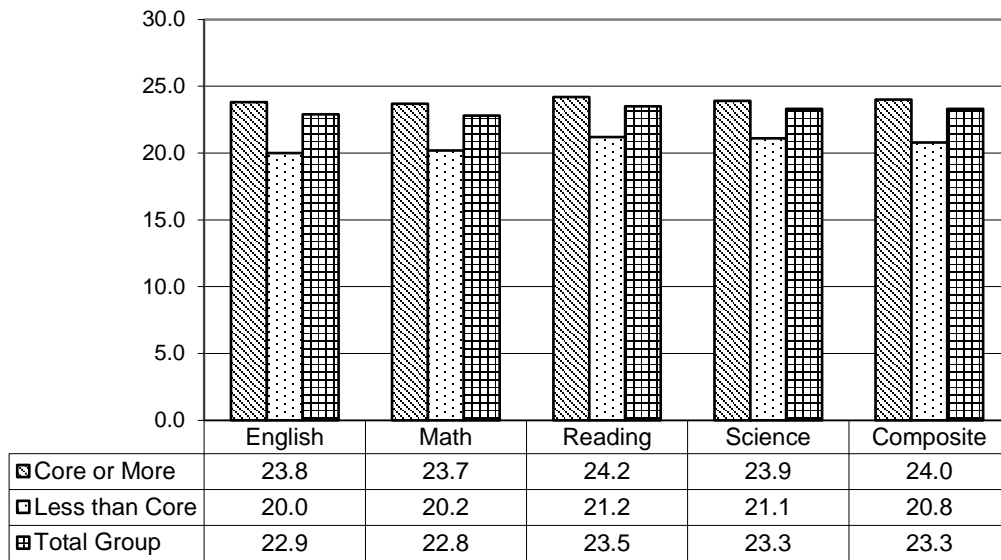
South High



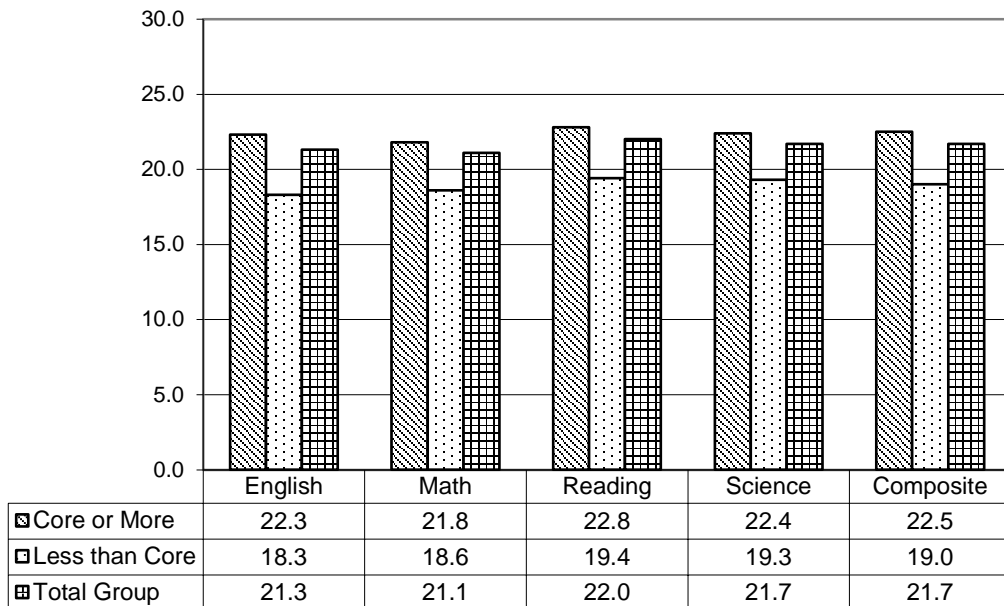
West High



Millard Public Schools Results 2013-14

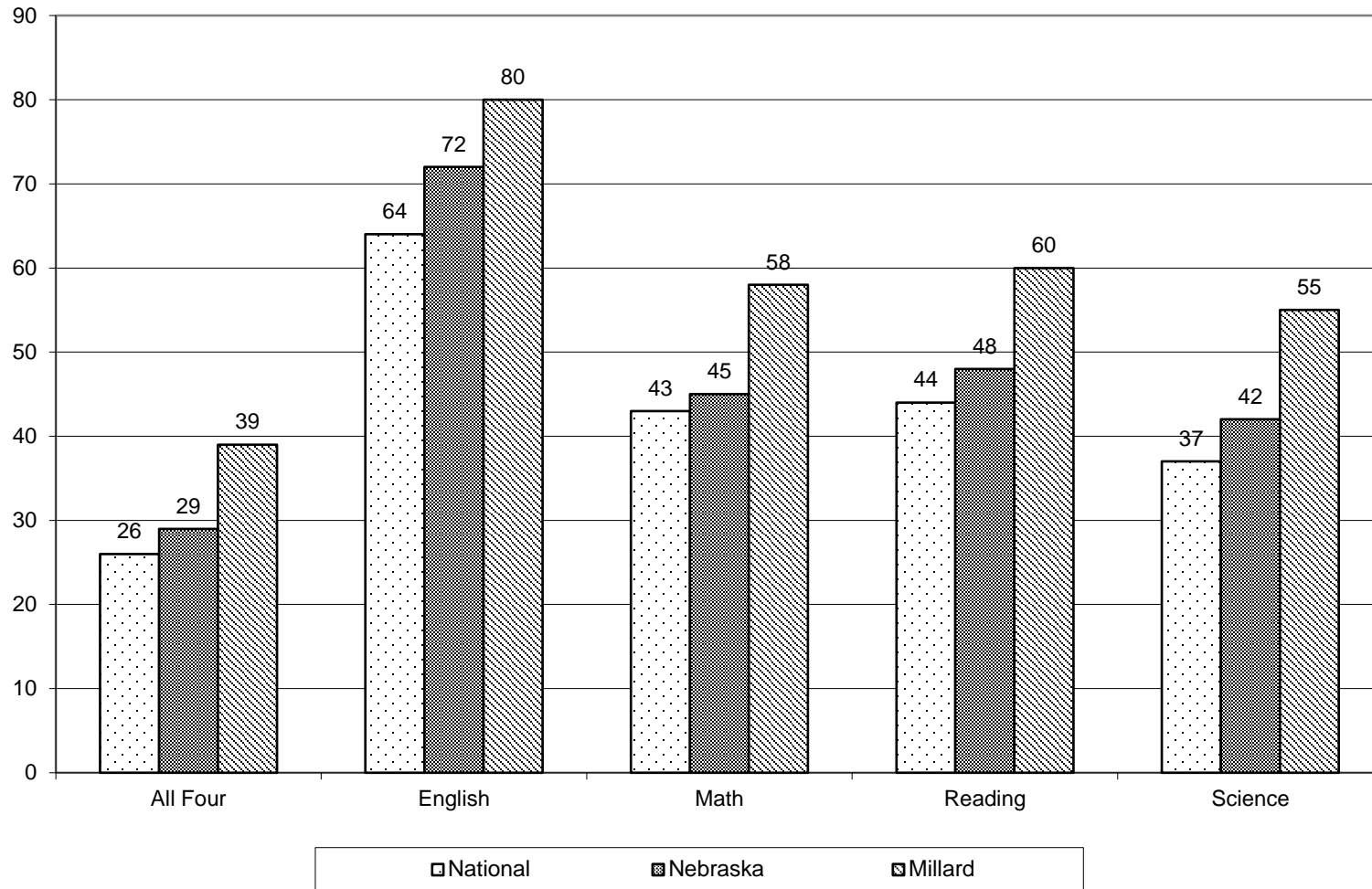


Nebraska Statewide Results 2013-14



ACT College Readiness Benchmark score is the minimum score needed on an ACT subject-area test to indicate a 50% chance of obtaining a B or higher, or about a 75% chance of obtaining a C or higher in the corresponding credit-bearing college course.

**Percent of Students Meeting ACT College Readiness Benchmark Scores
2013-14**



| | 2007 | | | 2008 | | | 2009 | | | 2010 | | | 2011 | | | 2012 | | | 2013 | | |
|------------------------------------|------|------|------|------|------|------|------|------|------|------|------|------|------|------|------|------|------|------|------|------|------|
| | USA | NE | MPS | USA | NE | MPS | USA | NE | MPS | USA | NE | MPS | USA | NE | MPS | USA | NE | MPS | USA | NE | MPS |
| All Students | 21.2 | 22.1 | 23.4 | 21.1 | 22.1 | 23.3 | 21.1 | 22.1 | 23.6 | 21.0 | 22.1 | 23.6 | 21.1 | 22.1 | 23.4 | 21.1 | 22.0 | 23.4 | 20.9 | 21.5 | 23.3 |
| African American/ Black | 17.0 | 17.9 | 20.9 | 16.9 | 17.5 | 21.8 | 16.9 | 17.7 | 20.2 | 16.9 | 17.8 | 20.1 | 17.0 | 17.5 | 19.2 | 17.0 | 17.1 | 19.9 | 16.9 | 17.1 | 20.5 |
| American Indian/ Alaska Native | 18.9 | 19.1 | 25.0 | 19.0 | 19.1 | - | 18.9 | 19.3 | 25.0 | 19.0 | 19.1 | 23.0 | 18.6 | 18.8 | 21.5 | 18.4 | 17.9 | 20.0 | 18.0 | 17.4 | 22.4 |
| Caucasian American/ White | 22.1 | 22.4 | 23.3 | 22.1 | 22.5 | 23.3 | 22.2 | 22.6 | 23.7 | 22.3 | 22.6 | 23.6 | 22.4 | 22.7 | 23.5 | 22.4 | 22.7 | 23.6 | 22.2 | 22.4 | 23.4 |
| Hispanic/ Latino | 18.7 | 19.2 | 22.5 | 18.7 | 19.5 | 22.1 | 18.7 | 19.1 | 20.3 | 18.6 | 19.1 | 23.7 | 18.7 | 19.0 | 21.3 | 18.9 | 19.0 | 20.9 | 18.8 | 18.2 | 21.1 |
| Asian | 22.6 | 22.7 | 26.3 | 22.9 | 22.9 | 24.6 | 23.2 | 22.4 | 24.4 | 23.4 | 23.0 | 26.4 | 23.6 | 22.3 | 26.9 | 23.6 | 22.1 | 25.5 | 23.5 | 21.7 | 26.8 |
| Native Hawaiian/ Pacific Islander | - | - | - | - | - | - | - | - | - | - | - | - | 19.5 | 17.3 | - | 19.8 | 18.1 | 17.5 | 19.5 | 19.5 | 26.0 |
| Two or More Races | 21.0 | 21.6 | 22.8 | 20.9 | 21.3 | 21.2 | 21.0 | 21.5 | 23.7 | 21.0 | 21.2 | 22.4 | 21.1 | 20.8 | 21.5 | 21.4 | 21.6 | 23.8 | 21.1 | 20.4 | 22.4 |
| Prefer Not to Respond/ No Response | 21.7 | 22.1 | 23.5 | 21.8 | 21.9 | 24.1 | 20.9 | 21.4 | 24.6 | 20.5 | 20.8 | 23.0 | 20.7 | 22.0 | 24.1 | 21.3 | 22.6 | 23.6 | 20.7 | 20.0 | 23.3 |

| | 2007 | | | 2008 | | | 2009 | | | 2010 | | | 2011 | | | 2012 | | | 2013 | | |
|------------------------------------|-------------|-------------|-------------|-------------|-------------|-------------|-------------|-------------|-------------|-------------|-------------|-------------|-------------|-------------|-------------|-------------|-------------|-------------|-------------|-------------|-------------|
| | NHS | SHS | WHS | NHS | SHS | WHS | NHS | SHS | WHS | NHS | SHS | WHS | NHS | SHS | WHS | NHS | SHS | WHS | NHS | SHS | WHS |
| All Students | 24.0 | 22.4 | 23.4 | 23.7 | 22.5 | 23.5 | 24.5 | 22.4 | 23.5 | 24.2 | 22.1 | 23.8 | 24.3 | 22.1 | 23.6 | 24.7 | 21.4 | 23.7 | 24.3 | 21.7 | 23.3 |
| African American/ Black | 18.8 | 20.6 | 22.7 | 27.0 | 20.2 | 22.7 | 19.0 | 19.8 | 21.0 | 21.0 | 15.5 | 21.0 | 21.6 | 18.3 | 17.3 | 21.0 | 18.3 | 20.3 | 21.6 | 18.1 | 20.4 |
| American Indian/ Alaska Native | 22.0 | 28.0 | - | - | - | - | 24.5 | 24.0 | 27.0 | 28.0 | 23.3 | 20.0 | 20.0 | 20.0 | 23.0 | 22.0 | 16.5 | 25.0 | 22.0 | 21.5 | 23.5 |
| Caucasian American/ White | 23.8 | 22.5 | 23.4 | 23.7 | 22.5 | 23.5 | 24.4 | 22.8 | 23.6 | 24.2 | 22.1 | 23.8 | 24.2 | 22.4 | 23.7 | 24.6 | 21.9 | 23.8 | 24.3 | 22.2 | 23.3 |
| Hispanic/ Latino | 25.5 | 21.5 | 21.4 | 22.7 | 21.1 | 23.0 | 23.1 | 19.0 | 20.3 | 23.9 | 22.4 | 24.8 | 22.6 | 20.0 | 21.7 | 22.6 | 19.7 | 20.7 | 22.8 | 19.6 | 21.5 |
| Asian | 27.9 | 21.8 | 29.6 | 24.6 | 22.0 | 25.7 | 27.6 | 17.9 | 25.3 | 27.6 | 21.5 | 27.7 | 27.9 | 22.8 | 26.2 | 28.1 | 19.3 | 23.4 | 28.4 | 23.4 | 25.8 |
| Native Hawaiian/ Pacific Islander | - | - | - | - | - | - | - | - | - | - | - | - | - | - | - | 17.5 | - | - | 26.0 | - | - |
| Two or More Races | 22.5 | 23.8 | 22.0 | 21.0 | 21.7 | 20.9 | 24.6 | 24.3 | 21.7 | 18.3 | 22.8 | 25.8 | 23.0 | 20.1 | 22.8 | 26.5 | 21.0 | 24.8 | 23.2 | 20.8 | 23.7 |
| Prefer Not to Respond/ No Response | 24.5 | 21.5 | 23.1 | 23.7 | 26.0 | 24.0 | 25.9 | 23.8 | 23.2 | 24.9 | 21.8 | 21.3 | 24.9 | 24.7 | 22.4 | 25.2 | 19.9 | 25.3 | 24.9 | 20.0 | 23.0 |

AGENDA SUMMARY SHEET

AGENDA ITEM: 11th grade DCST ACT 2013-2014 Results

MEETING DATE: September 15, 2014

DEPARTMENT: Educational Services: Assessment, Research, and Evaluation

TITLE AND BRIEF DESCRIPTION: ACT Results

ACTION DESIRED: X Information

BACKGROUND: On April 23, 2014, Millard Public Schools sponsored our first Spring District Choice State Testing (DCST) ACT test for all Millard juniors who participate in the general education curriculum. 1,673 Millard juniors took the ACT that day and earned an 11th grade DCST ACT Composite of 21.4. This is our first year of 11th grade DCST ACT testing and is considered a baseline year.

Millard 11th graders' composite of 21.4 is lower than our 12th graders' Graduating Class of 2014 Composite of 23.3. This is a difference of 1.9 points.

RECOMMENDATIONS: None

STRATEGIC PLAN REFERENCE: None

RESPONSIBLE PERSONS: Dr. Mark Feldhausen, Dr. Tami Williams, and Sharon Freeman

SUPERINTENDENT APPROVAL: _



BOARD ACTION:

District Choice State Testing Grade 11 (DCST) ACT RESULTS 2013-2014



Educational Services

Department of Assessment, Research, and Evaluation

Fall 2014

INTRODUCTION

On April 23, 2014, Millard Public Schools sponsored our first Spring District Choice State Testing (DCST) ACT test for all Millard juniors who participate in the general education curriculum. 1,673 Millard juniors took the ACT that day and earned an 11th grade DCST ACT Composite of 21.4. This is our first year of 11th grade DCST ACT testing is considered a baseline year.

Millard Public Schools is committed to college and career readiness for all students. The ACT assessment is one tool to measure current academic development, explore career/training options, and make plans for the remaining time in high school and post-graduation years. Starting with the Class of 2016 (this year's juniors), the ACT College Readiness Benchmarks are part of our local district definition of College and Career Readiness Metric required to earn a Millard Public Schools high school diploma.

ACT reports College Readiness Benchmark Scores. A College Benchmark score is the minimum score needed on an ACT subject-area test to indicate a 50% chance of obtaining a B or higher, or about a 75% chance of obtaining a C or higher in the corresponding credit-bearing college course. The benchmark scores, which are based on the actual college performance of students who have taken the ACT, are listed below:

| College Course/ Course Area | ACT Test | Benchmark Score |
|------------------------------------|-----------------|------------------------|
| English Composition | English | 18 |
| Algebra | Mathematics | 22 |
| Social Sciences | Reading | 22 |
| Biology | Science | 23 |

The American College Test (ACT) is a widely used college admissions test that is typically taken by high school juniors and seniors on Saturday national testing dates. The results of this report are limited to the Millard-sponsored DCST ACT test administration taken by Millard Public Schools grade 11 students. The ACT (both Saturday national testing dates and DCST) measures skills students have learned in high school and will need for academic success in college. The ACT is a 2 hour and 55 minute assessment that consists of 215 questions distributed among four tests: English (75 items/45 minutes), Mathematics (60 items/60 minutes), Reading (40 items/35 minutes), and Science Reasoning (40 items/35 minutes). Millard DCST ACT testing does not include the ACT Writing test.

Students receive a score for each of the four tests as well as a composite score. The composite score is the average of the four test scores, rounded to the nearest whole number. Test and composite scores range from 1 to 36.

Average 11th grade DCST ACT Scores by Level of Academic Preparation

| | Number Core / Less | | English Core / Less | | Mathematics Core / Less | | Reading Core / Less | | Sci Reason Core / Less | | Composite Core / Less | |
|-------------------------|-----------------------|-----|------------------------|------|----------------------------|------|------------------------|------|---------------------------|------|--------------------------|------|
| Millard DCST ACT | | | | | | | | | | | | |
| 2013-14 | 964 | 645 | 22.3 | 18.6 | 22.3 | 19.5 | 23.1 | 19.9 | 22.8 | 20.3 | 22.8 | 19.7 |
| 2014-15 | | | | | | | | | | | | |
| 2015-16 | | | | | | | | | | | | |
| 2016-17 | | | | | | | | | | | | |

Average 11th grade DCST ACT Scores for All Students

| | Number | English | Mathematics | Reading | Sci Reason | Composite |
|-------------------------|--------|---------|-------------|---------|------------|-----------|
| Millard DCST ACT | | | | | | |
| 2013-14 | 1,673 | 20.7 | 21.1 | 21.7 | 21.7 | 21.4 |
| 2014-15 | | | | | | |
| 2015-16 | | | | | | |
| 2016-17 | | | | | | |

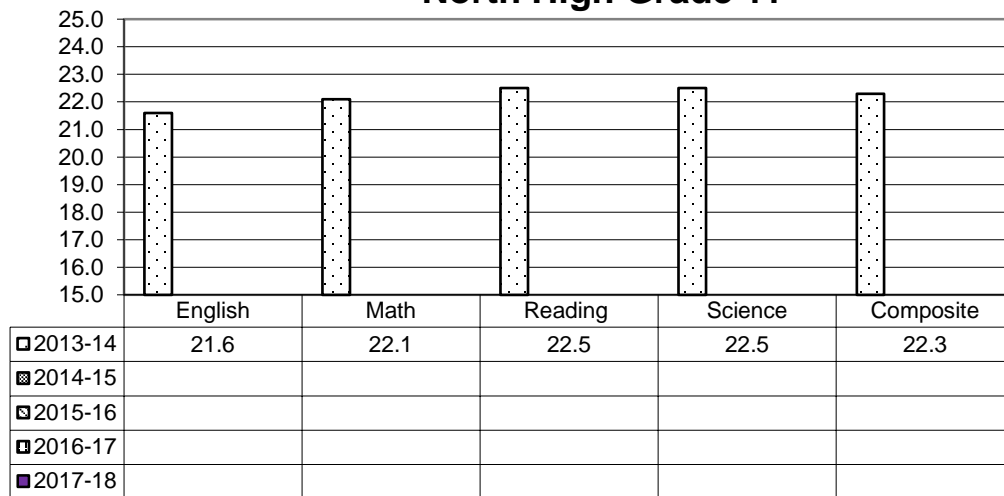
Cohort Percent Meeting Benchmark Through the Years

| | Number | English | Mathematics | Reading | Science |
|----------------------------------|-------------|-----------------|---------------------|-----------------|-----------------|
| 2012-2013 Sophomore PLAN | 1678 | 84% | 42% | 60% | 37% |
| 2013-2014 Sophomore PLAN | | | | | |
| 2014-2015 Sophomore Aspire | | | | | |
| | Number | English (18) | Mathematics (22) | Reading (22) | Science (23) |
| 2013-2014 Junior DCST ACT | 1673 | 67% | 46% | 47% | 47% |
| 2014-2015 Junior DCST ACT | | | | | |
| 2015-2016 Junior DCST ACT | | | | | |
| | Number | English (18) | Mathematics (22) | Reading (22) | Science (23) |

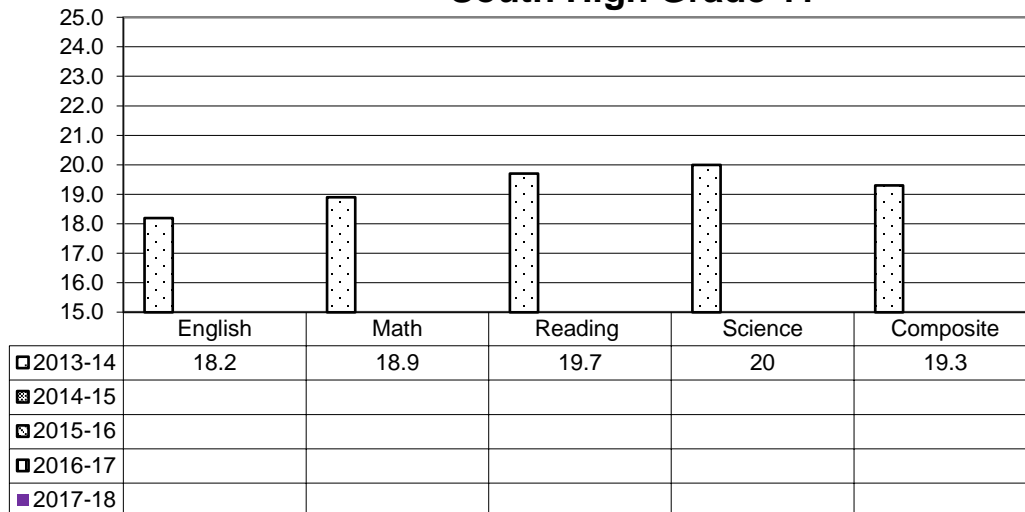
Graduating Class of 2015
 Graduating Class of 2016
 Graduating Class of 2017

Average DCST Grade 11 ACT Scores over Five Years

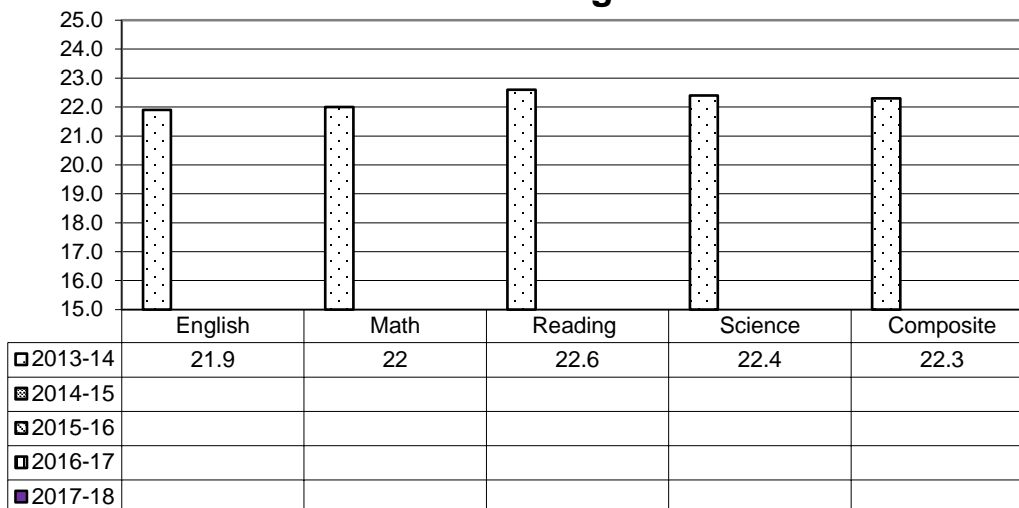
North High Grade 11






South High Grade 11



West High Grade 11



Percent Meeting 11th Grade DCST ACT College Benchmark Scores By School



AGENDA SUMMARY SHEET

AGENDA ITEM: Nebraska State Accountability (NeSA) Results

Meeting Date: September 15, 2014

Department: Educational Services
Assessment, Research, and Evaluation

Title and Brief Description: Aggregate results of the 2014 State Reading Assessment, State Math Assessment, State Science Assessment, and 4th grade State Writing Assessment. (8th and 11th grade State Writing is not reportable this year.) Disaggregated data is embargoed until the release of the State of the Schools Report.

Action Desired: Approval ____ Discussion ____ Information Only __X__

Background: As a requirement for the Nebraska Department of Education and for federal No Child Left Behind, each spring students in grades 3, 4, 5, 6, 7, 8, and 11 are required to participate in state reading and math testing, students in grades 5, 8, and 11 participate in state science testing, and students in grades 4, 8, 11 in state writing.

Options/Alternatives Considered: N/A


Recommendations: Use data immediately to help determine effectiveness of the district reading, math, science, and writing programs.

Strategic Plan Reference: Supports the mission of the district.

Implications of Adoption/Rejection: N/A

Timeline: N/A

Responsible Persons: Dr. Mark Feldhausen and Dr. Tami Williams

Superintendent's Signature: _____  _____



**NEBRASKA DEPARTMENT OF EDUCATION
NEBRASKA STATE ACCOUNTABILITY (NeSA)
DISTRICT READING INDICATOR SUMMARY
SPRING 2014**

GRADE 3

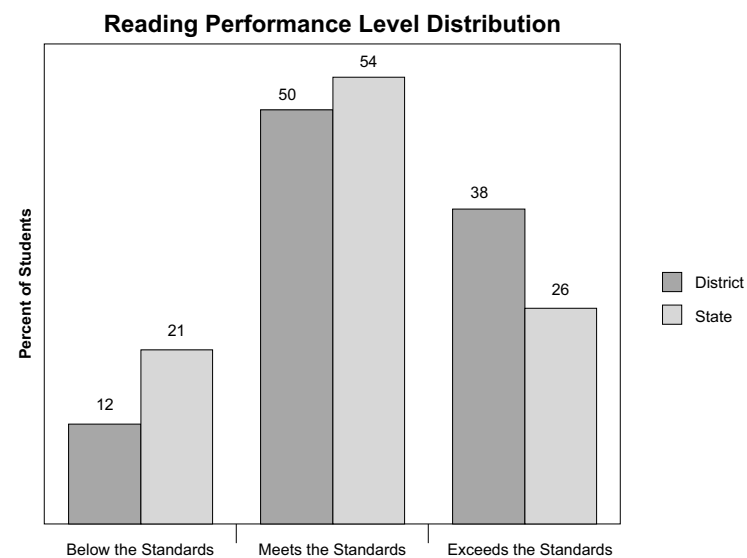
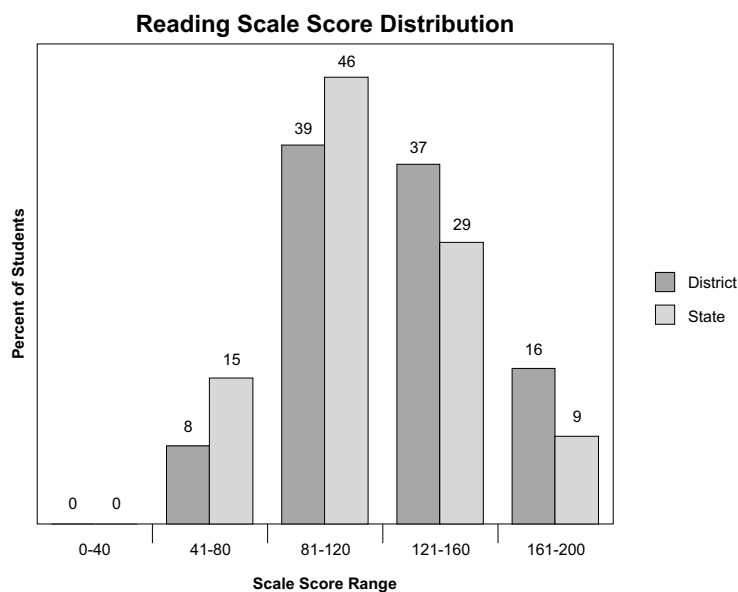
DISTRICT: **MILLARD PUBLIC SCHOOLS (28-0017-000)**

An indicator is the measurable student demonstration of the state content standards.

| District Reading Statistics | |
|------------------------------------|------|
| Number of Students | 1713 |
| Scale Scores | |
| Mean | 126 |
| Median | 124 |
| Mode | 165 |
| Standard Deviation | 034 |
| Range | 200 |
| High Score | 200 |
| Low Score | 000 |
| 25th Percentile | 101 |
| 75th Percentile | 149 |

| Reading Indicators with Highest Performance | | | | |
|---|--------------------|-------------------|----------|-------|
| Indicator | Possible Raw Score | Average Raw Score | | |
| | | School | District | State |
| LA.3.1.6.g Apply Knowledge of Text Features | 4 | | 3.3 | 3.2 |
| LA.3.1.6.h Describe Narrative and Informational Genre | 2 | | 1.6 | 1.5 |
| LA.3.1.6.c Recall and Summarize Narrative Text | 5 | | 3.9 | 3.5 |

| Reading Indicators with Lowest Performance | | | | |
|---|--------------------|-------------------|----------|-------|
| Indicator | Possible Raw Score | Average Raw Score | | |
| | | School | District | State |
| LA.3.1.6.d Identify Literary Devices | 1 | | 0.6 | 0.5 |
| LA.3.1.6.f Recognize Organizational Patterns | 3 | | 2.0 | 1.8 |
| LA.3.1.6.e Retell and Summarize Main Idea | 4 | | 2.8 | 2.5 |





**NEBRASKA DEPARTMENT OF EDUCATION
NEBRASKA STATE ACCOUNTABILITY (NeSA)
DISTRICT READING INDICATOR SUMMARY
SPRING 2014**

GRADE 4

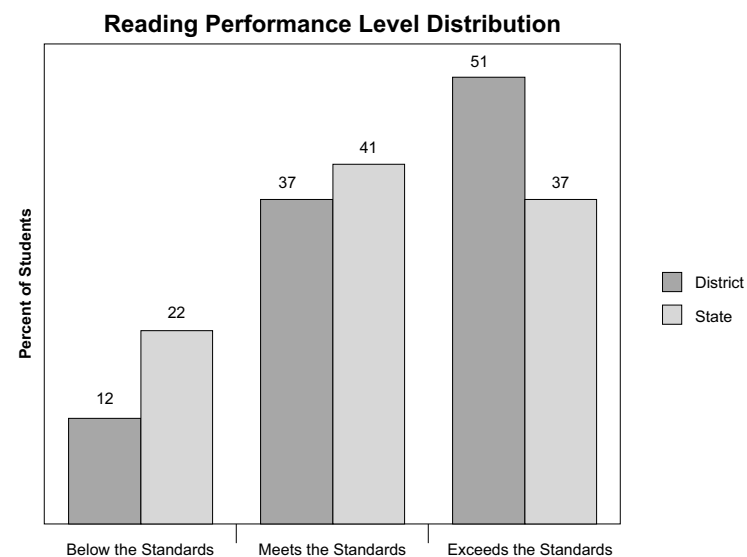
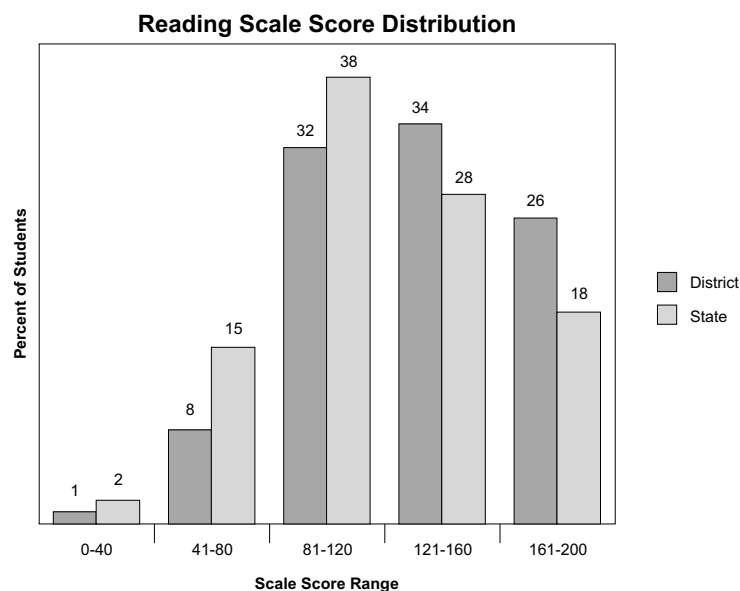
DISTRICT: **MILLARD PUBLIC SCHOOLS (28-0017-000)**

An indicator is the measurable student demonstration of the state content standards.

| District Reading Statistics | |
|-----------------------------|------|
| Number of Students | 1800 |
| Scale Scores | |
| Mean | 133 |
| Median | 135 |
| Mode | 200 |
| Standard Deviation | 038 |
| Range | 200 |
| High Score | 200 |
| Low Score | 000 |
| 25 th Percentile | 108 |
| 75 th Percentile | 163 |

| Reading Indicators with Highest Performance | | | | |
|--|--------------------|-------------------|----------|-------|
| Indicator | Possible Raw Score | Average Raw Score | | |
| | | School | District | State |
| LA.4.1.6.b Identify Elements of Narrative Text | 4 | | 3.4 | 3.2 |
| LA.4.1.5.c Apply Context Clues | 4 | | 3.2 | 3.0 |
| LA.4.1.6.c Recall and Summarize Narrative Text | 4 | | 3.2 | 2.9 |

| Reading Indicators with Lowest Performance | | | | |
|---|--------------------|-------------------|----------|-------|
| Indicator | Possible Raw Score | Average Raw Score | | |
| | | School | District | State |
| LA.4.1.6.e Retell and Summarize Main Idea | 3 | | 1.8 | 1.6 |
| LA.4.1.6.f Recognize Organizational Patterns | 4 | | 2.5 | 2.3 |
| LA.4.1.5.a Apply Knowledge of Word Structure Elements | 5 | | 3.6 | 3.3 |





NEBRASKA DEPARTMENT OF EDUCATION NEBRASKA STATE ACCOUNTABILITY (NeSA) DISTRICT READING INDICATOR SUMMARY SPRING 2014

GRADE 5

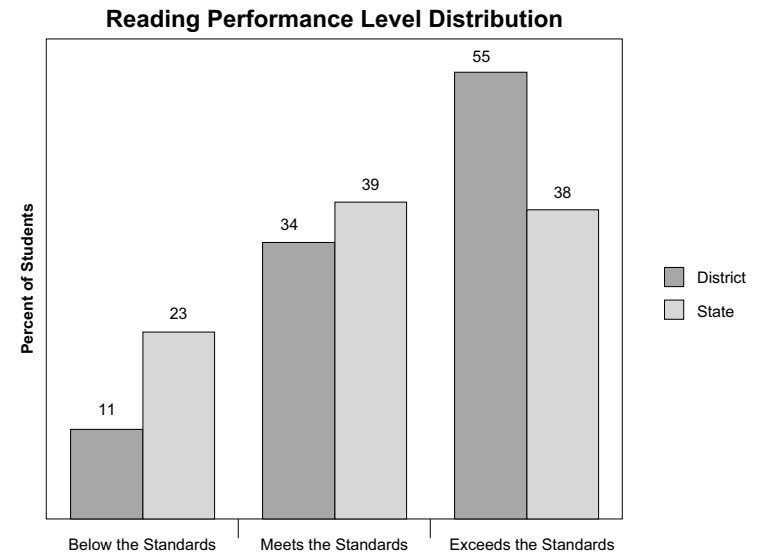
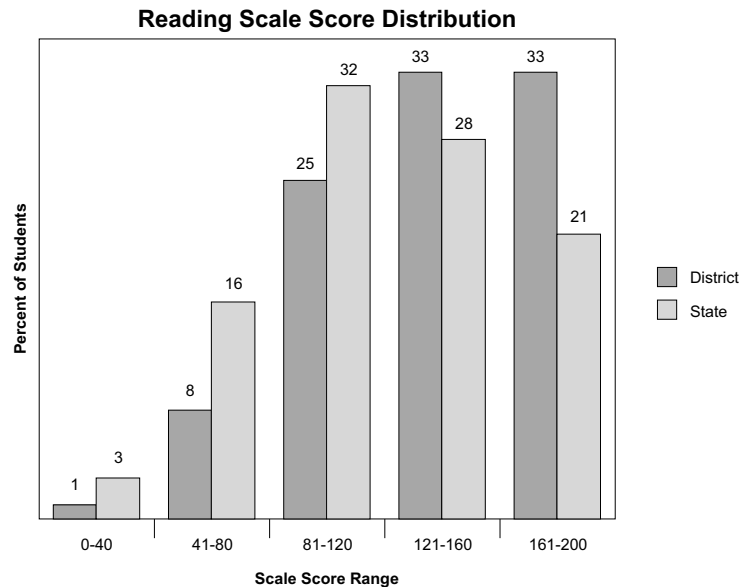
DISTRICT: MILLARD PUBLIC SCHOOLS (28-0017-000)

An indicator is the measurable student demonstration of the state content standards.

| District Reading Statistics | |
|-----------------------------|------|
| Number of Students | 1736 |
| Scale Scores | |
| Mean | 139 |
| Median | 138 |
| Mode | 200 |
| Standard Deviation | 041 |
| Range | 200 |
| High Score | 200 |
| Low Score | 000 |
| 25 th Percentile | 111 |
| 75 th Percentile | 172 |

| Reading Indicators with Highest Performance | | | | |
|--|--------------------|-------------------|----------|-------|
| Indicator | Possible Raw Score | Average Raw Score | | |
| | | School | District | State |
| LA.5.1.6.g Apply Knowledge of Text Features | 2 | | 1.7 | 1.5 |
| LA.5.1.6.a Identify and Explain Author's Purpose | 3 | | 2.5 | 2.2 |
| LA.5.1.5.c Select and Apply Knowledge of Context Clues | 5 | | 4.0 | 3.6 |

| Reading Indicators with Lowest Performance | | | | |
|---|--------------------|-------------------|----------|-------|
| Indicator | Possible Raw Score | Average Raw Score | | |
| | | School | District | State |
| LA.5.1.5.d Identify Semantic Relationships | 4 | | 2.7 | 2.3 |
| LA.5.1.6.d Identify and Explain Use of Literary Devices | 4 | | 2.8 | 2.4 |
| LA.5.1.6.h Describe Narrative and Informational Genre | 3 | | 2.1 | 1.9 |





**NEBRASKA DEPARTMENT OF EDUCATION
NEBRASKA STATE ACCOUNTABILITY (NeSA)
DISTRICT READING INDICATOR SUMMARY
SPRING 2014**

GRADE 6

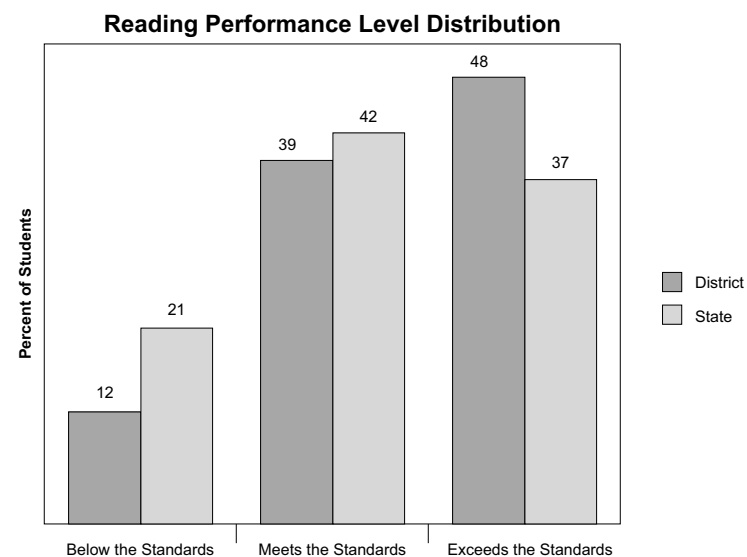
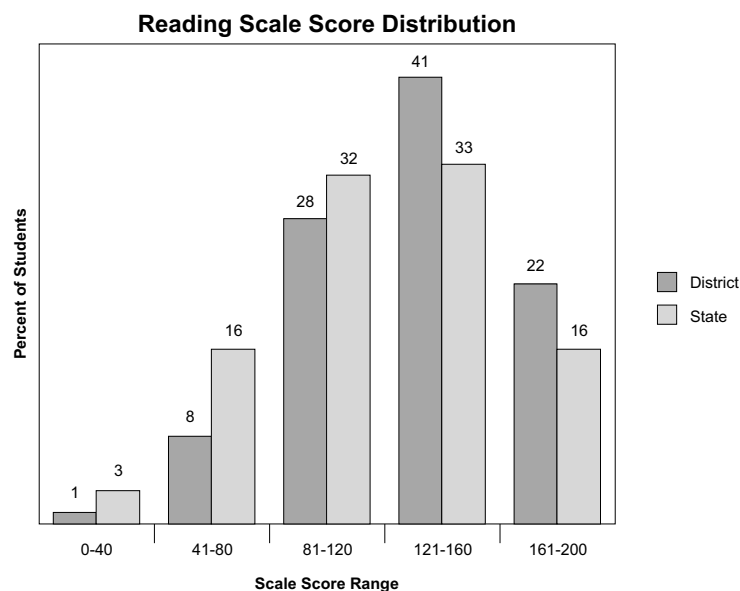
DISTRICT: **MILLARD PUBLIC SCHOOLS (28-0017-000)**

An indicator is the measurable student demonstration of the state content standards.

| District Reading Statistics | |
|-----------------------------|------|
| Number of Students | 1781 |
| Scale Scores | |
| Mean | 131 |
| Median | 130 |
| Mode | 200 |
| Standard Deviation | 040 |
| Range | 200 |
| High Score | 200 |
| Low Score | 000 |
| 25 th Percentile | 104 |
| 75 th Percentile | 160 |

| Reading Indicators with Highest Performance | | | | |
|--|--------------------|-------------------|----------|-------|
| Indicator | Possible Raw Score | Average Raw Score | | |
| | | School | District | State |
| LA.6.1.5.c Select and Apply Knowledge of Context Clues | 4 | | 3.4 | 3.2 |
| LA.6.1.6.k Generate/Answer Questions | 6 | | 5.0 | 4.7 |
| LA.6.1.6.g Apply Knowledge of Text Features | 4 | | 3.1 | 2.9 |

| Reading Indicators with Lowest Performance | | | | |
|---|--------------------|-------------------|----------|-------|
| Indicator | Possible Raw Score | Average Raw Score | | |
| | | School | District | State |
| LA.6.1.6.d Identify and Explain Use of Literary Devices | 3 | | 2.0 | 1.8 |
| LA.6.1.5.d Identify Semantic Relationships | 4 | | 2.7 | 2.4 |
| LA.6.1.5.a Apply Knowledge of Word Structure Elements | 6 | | 4.2 | 3.9 |





**NEBRASKA DEPARTMENT OF EDUCATION
NEBRASKA STATE ACCOUNTABILITY (NeSA)
DISTRICT READING INDICATOR SUMMARY
SPRING 2014**

GRADE 7

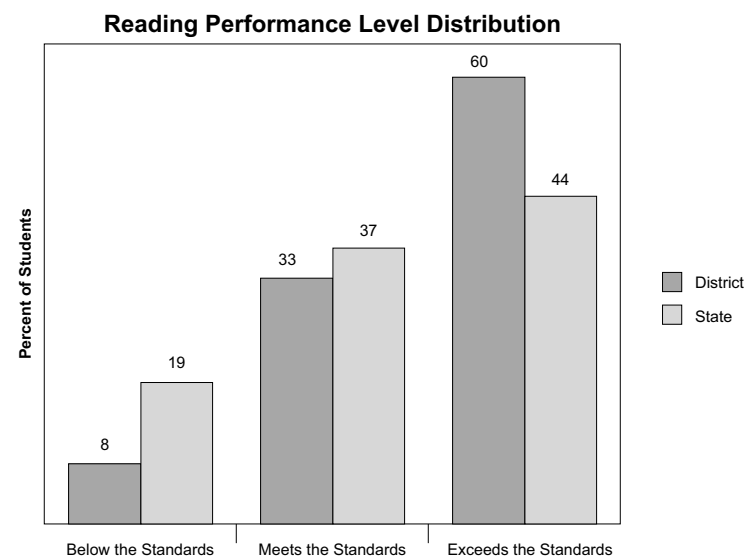
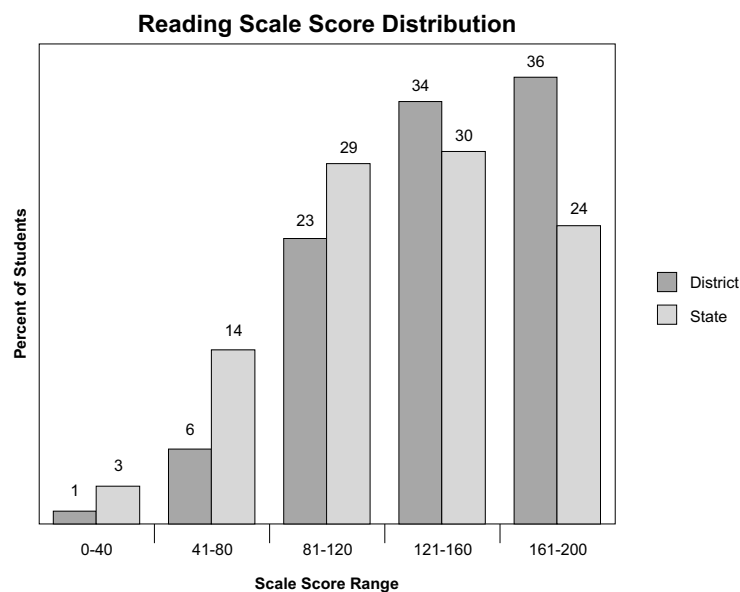
DISTRICT: **MILLARD PUBLIC SCHOOLS (28-0017-000)**

An indicator is the measurable student demonstration of the state content standards.

| District Reading Statistics | |
|-----------------------------|------|
| Number of Students | 1835 |
| Scale Scores | |
| Mean | 144 |
| Median | 147 |
| Mode | 200 |
| Standard Deviation | 042 |
| Range | 200 |
| High Score | 200 |
| Low Score | 000 |
| 25 th Percentile | 115 |
| 75 th Percentile | 185 |

| Reading Indicators with Highest Performance | | | | |
|---|--------------------|-------------------|----------|-------|
| Indicator | Possible Raw Score | Average Raw Score | | |
| | | School | District | State |
| LA.7.1.5.d Analyze Semantic Relationships | 2 | | 1.8 | 1.6 |
| LA.7.1.6.e Apply Knowledge of Organizational Patterns | 6 | | 4.9 | 4.4 |
| LA.7.1.5.c Select and Apply Appropriate Context Clues | 4 | | 3.2 | 2.9 |

| Reading Indicators with Lowest Performance | | | | |
|---|--------------------|-------------------|----------|-------|
| Indicator | Possible Raw Score | Average Raw Score | | |
| | | School | District | State |
| LA.7.1.6.c Analyze Author's Use of Literary Devices | 4 | | 2.8 | 2.3 |
| LA.7.1.6.d Summarize and Analyze Text Using Main Idea | 6 | | 4.3 | 3.9 |
| LA.7.1.6.g Make Inferences based on Narrative and Informational Genre | 3 | | 2.2 | 2.1 |





**NEBRASKA DEPARTMENT OF EDUCATION
NEBRASKA STATE ACCOUNTABILITY (NeSA)
DISTRICT READING INDICATOR SUMMARY
SPRING 2014**

GRADE 8

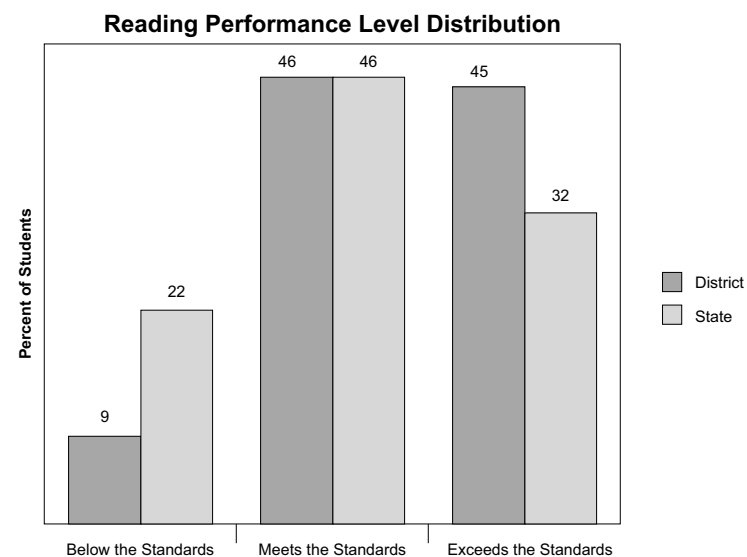
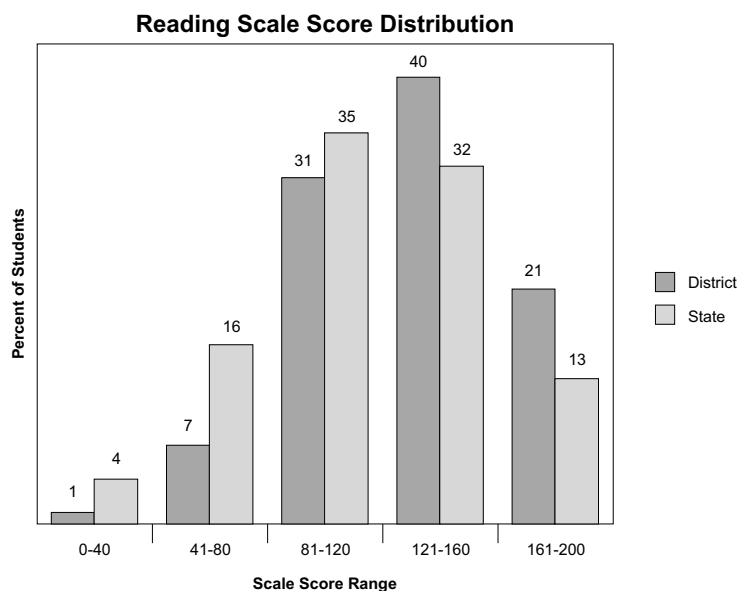
DISTRICT: **MILLARD PUBLIC SCHOOLS (28-0017-000)**

An indicator is the measurable student demonstration of the state content standards.

| District Reading Statistics | |
|-----------------------------|------|
| Number of Students | 1738 |
| Scale Scores | |
| Mean | 130 |
| Median | 127 |
| Mode | 142 |
| Standard Deviation | 035 |
| Range | 200 |
| High Score | 200 |
| Low Score | 000 |
| 25 th Percentile | 106 |
| 75 th Percentile | 155 |

| Reading Indicators with Highest Performance | | | | |
|---|--------------------|-------------------|----------|-------|
| Indicator | Possible Raw Score | Average Raw Score | | |
| | | School | District | State |
| LA.8.1.5.c Select and Apply Appropriate Context Clues | 5 | | 4.4 | 4.1 |
| LA.8.1.6.c Analyze Author's Use of Literary Devices | 2 | | 1.7 | 1.6 |
| LA.8.1.6.g Make Inferences based on Narrative and Informational Genre | 3 | | 2.5 | 2.3 |

| Reading Indicators with Lowest Performance | | | | |
|---|--------------------|-------------------|----------|-------|
| Indicator | Possible Raw Score | Average Raw Score | | |
| | | School | District | State |
| LA.8.1.6.j Generate/Answer Questions | 7 | | 4.7 | 4.3 |
| LA.8.1.6.f Apply Knowledge of Text Features | 4 | | 2.8 | 2.6 |
| LA.8.1.5.d Analyze Semantic Relationships | 4 | | 2.9 | 2.6 |





NEBRASKA DEPARTMENT OF EDUCATION NEBRASKA STATE ACCOUNTABILITY (NeSA) DISTRICT READING INDICATOR SUMMARY SPRING 2014

GRADE 11

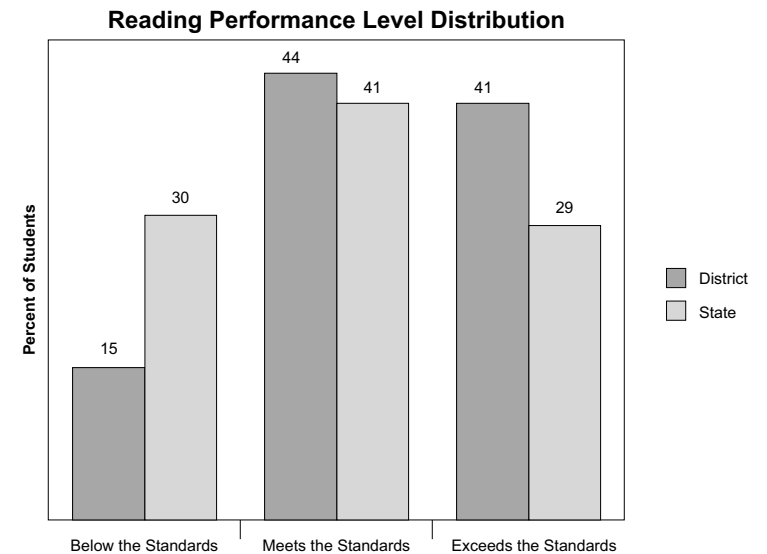
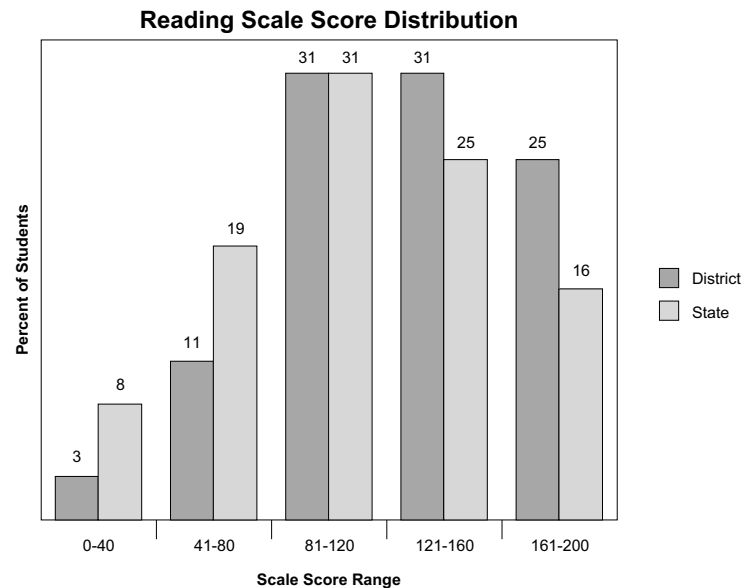
DISTRICT: MILLARD PUBLIC SCHOOLS (28-0017-000)

An indicator is the measurable student demonstration of the state content standards.

| District Reading Statistics | |
|-----------------------------|------|
| Number of Students | 1715 |
| Scale Scores | |
| Mean | 128 |
| Median | 128 |
| Mode | 200 |
| Standard Deviation | 042 |
| Range | 200 |
| High Score | 200 |
| Low Score | 000 |
| 25 th Percentile | 098 |
| 75 th Percentile | 162 |

| Reading Indicators with Highest Performance | | | | |
|--|--------------------|-------------------|----------|-------|
| Indicator | Possible Raw Score | Average Raw Score | | |
| | | School | District | State |
| LA.12.1.6.c Analyze Author's Use of Literary Devices | 5 | | 4.3 | 3.9 |
| LA.12.1.6.d Summarize and Analyze Text Using Main Idea | 6 | | 5.1 | 4.6 |
| LA.12.1.6.f Apply Knowledge of Text Features | 4 | | 3.3 | 2.9 |

| Reading Indicators with Lowest Performance | | | | |
|--|--------------------|-------------------|----------|-------|
| Indicator | Possible Raw Score | Average Raw Score | | |
| | | School | District | State |
| LA.12.1.5.c Select and Apply Appropriate Context Clues | 5 | | 3.3 | 2.9 |
| LA.12.1.6.e Apply Knowledge of Organizational Patterns | 6 | | 4.2 | 3.7 |
| LA.12.1.5.d Analyze Semantic Relationships | 2 | | 1.4 | 1.2 |





**NEBRASKA DEPARTMENT OF EDUCATION
NEBRASKA STATE ACCOUNTABILITY (NeSA)
DISTRICT MATHEMATICS INDICATOR SUMMARY
SPRING 2014**

GRADE 3

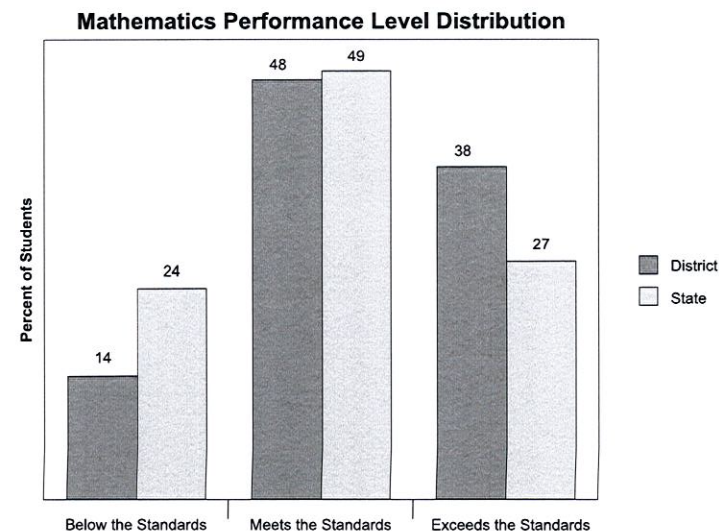
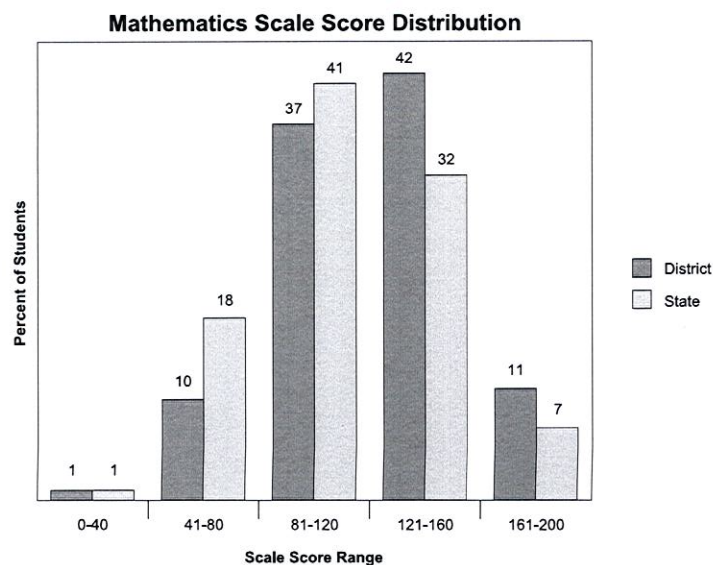
DISTRICT: **MILLARD PUBLIC SCHOOLS (28-0017-000)**

An indicator is the measurable student demonstration of the state content standards.

| District Mathematics Statistics | |
|---------------------------------|------|
| Number of Students | 1714 |
| Scale Scores | |
| Mean | 123 |
| Median | 123 |
| Mode | 146 |
| Standard Deviation | 034 |
| Range | 177 |
| High Score | 200 |
| Low Score | 023 |
| 25 th Percentile | 098 |
| 75 th Percentile | 146 |

| Mathematics Indicators with Highest Performance | | | | |
|---|--------------------|-------------------|----------|-------|
| Indicator | Possible Raw Score | Average Raw Score | | |
| | | School | District | State |
| MA.3.4.1.a Represent data using bar graphs | 2 | | 1.7 | 1.6 |
| MA.3.3.1.a Numeric and non-numeric patterns | 3 | | 2.5 | 2.3 |
| MA.3.3.3.b One-step whole number equations | 4 | | 3.2 | 2.9 |

| Mathematics Indicators with Lowest Performance | | | | |
|---|--------------------|-------------------|----------|-------|
| Indicator | Possible Raw Score | Average Raw Score | | |
| | | School | District | State |
| MA.3.2.2.b Distance between points on a number line | 3 | | 1.7 | 1.7 |
| MA.3.4.1.c Interpret data using bar graphs | 3 | | 1.8 | 1.5 |
| MA.3.1.1.h Parts of whole and set | 3 | | 2.0 | 1.8 |





**NEBRASKA DEPARTMENT OF EDUCATION
NEBRASKA STATE ACCOUNTABILITY (NeSA)
DISTRICT MATHEMATICS INDICATOR SUMMARY
SPRING 2014**

GRADE 4

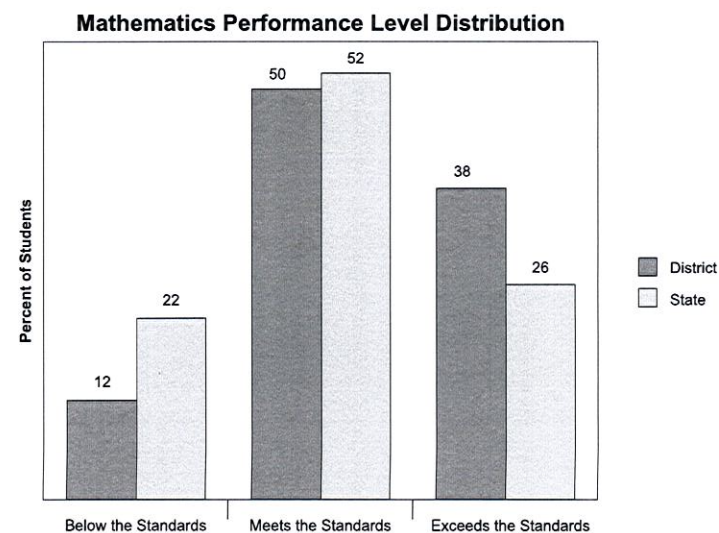
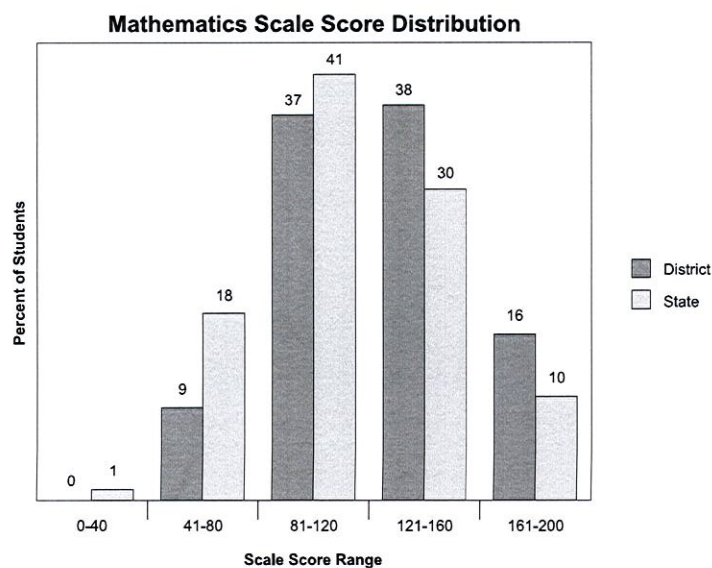
DISTRICT: **MILLARD PUBLIC SCHOOLS (28-0017-000)**

An indicator is the measurable student demonstration of the state content standards.

| District Mathematics Statistics | |
|---------------------------------|------|
| Number of Students | 1802 |
| Scale Scores | |
| Mean | 125 |
| Median | 125 |
| Mode | 155 |
| Standard Deviation | 034 |
| Range | 200 |
| High Score | 200 |
| Low Score | 000 |
| 25 th Percentile | 102 |
| 75 th Percentile | 148 |

| Mathematics Indicators with Highest Performance | | | | |
|---|--------------------|-------------------|----------|-------|
| Indicator | Possible Raw Score | Average Raw Score | | |
| | | School | District | State |
| MA.4.2.2.a Ordered pair of a plotted point | 2 | | 1.8 | 1.5 |
| MA.4.4.1.b Different representations of the same data | 3 | | 2.6 | 2.4 |
| MA.4.1.1.c Compare and order | 2 | | 1.7 | 1.6 |

| Mathematics Indicators with Lowest Performance | | | | |
|--|--------------------|-------------------|----------|-------|
| Indicator | Possible Raw Score | Average Raw Score | | |
| | | School | District | State |
| MA.4.4.2.a Predictions based on data | 1 | | 0.6 | 0.5 |
| MA.4.2.1.c Identify lines | 2 | | 1.3 | 1.2 |
| MA.4.1.3.f Method of computation | 4 | | 2.8 | 2.6 |





**NEBRASKA DEPARTMENT OF EDUCATION
NEBRASKA STATE ACCOUNTABILITY (NeSA)
DISTRICT MATHEMATICS INDICATOR SUMMARY
SPRING 2014**

GRADE 5

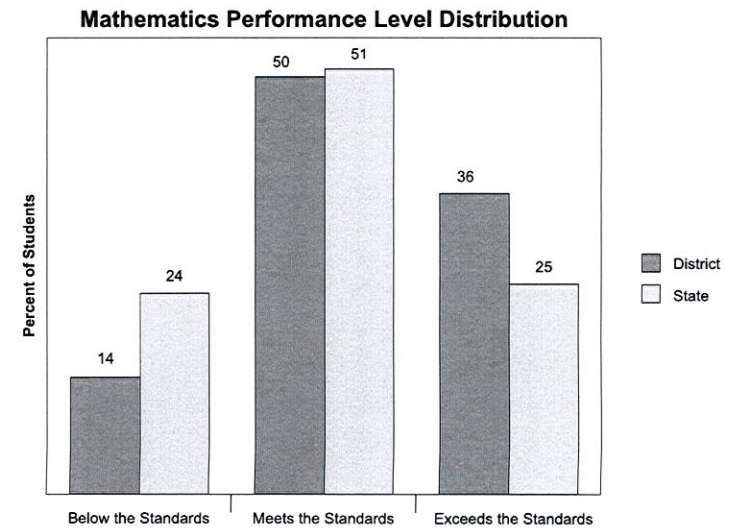
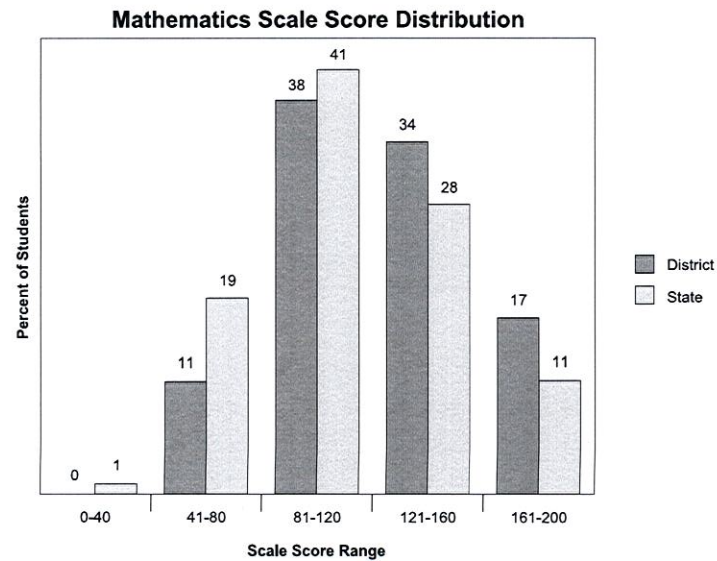
DISTRICT: **MILLARD PUBLIC SCHOOLS (28-0017-000)**

An indicator is the measurable student demonstration of the state content standards.

| District Mathematics Statistics | |
|--|------|
| Number of Students | 1739 |
| Scale Scores | |
| Mean | 123 |
| Median | 121 |
| Mode | 137 |
| Standard Deviation | 035 |
| Range | 200 |
| High Score | 200 |
| Low Score | 000 |
| 25th Percentile | 098 |
| 75th Percentile | 147 |

| Mathematics Indicators with Highest Performance | | | | |
|--|--------------------|-------------------|----------|-------|
| Indicator | Possible Raw Score | Average Raw Score | | |
| | | School | District | State |
| MA.5.4.1.b Different representations of the same data | 2 | | 1.8 | 1.7 |
| MA.5.1.1.f Factors and multiples | 1 | | 0.9 | 0.8 |
| MA.5.2.2.a Location of an ordered pair | 1 | | 0.9 | 0.7 |

| Mathematics Indicators with Lowest Performance | | | | |
|---|--------------------|-------------------|----------|-------|
| Indicator | Possible Raw Score | Average Raw Score | | |
| | | School | District | State |
| MA.5.2.5.b Correct unit of measure | 2 | | 1.0 | 1.0 |
| MA.5.1.3.c Multiply decimals | 2 | | 1.2 | 1.0 |
| MA.5.3.3.d Algebraic expressions | 2 | | 1.2 | 1.1 |





**NEBRASKA DEPARTMENT OF EDUCATION
NEBRASKA STATE ACCOUNTABILITY (NeSA)
DISTRICT MATHEMATICS INDICATOR SUMMARY
SPRING 2014**

GRADE 6

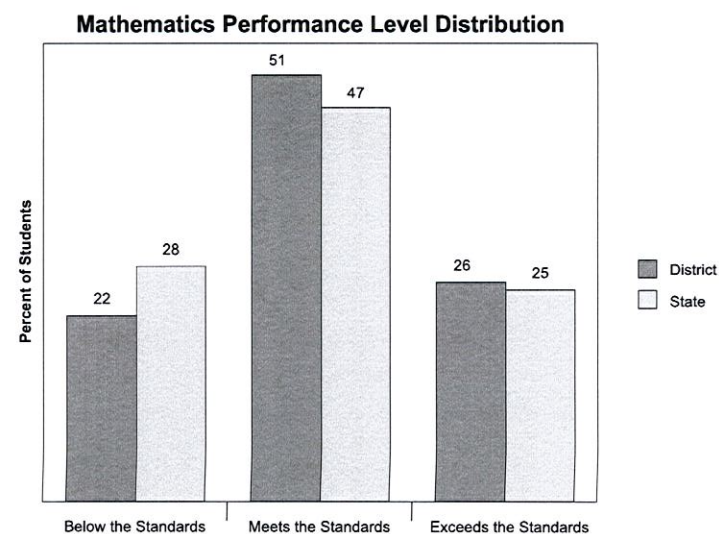
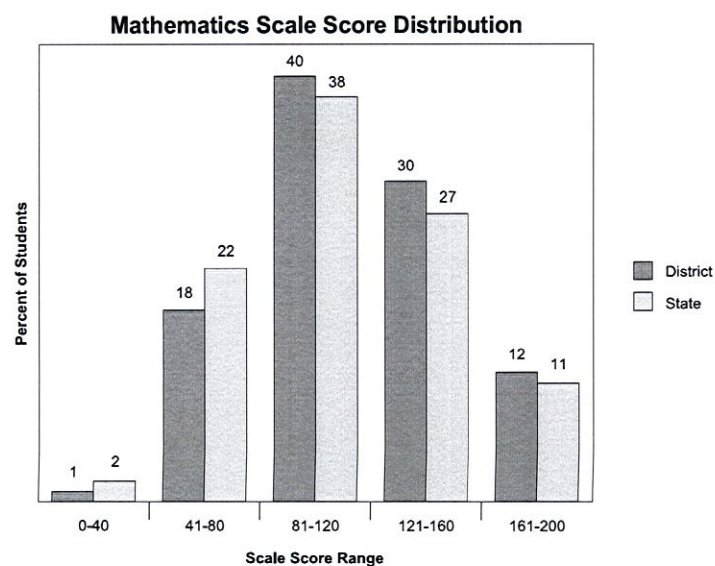
DISTRICT: **MILLARD PUBLIC SCHOOLS (28-0017-000)**

An indicator is the measurable student demonstration of the state content standards.

| District Mathematics Statistics | |
|--|-----------------|
| Number of Students | 1779 |
| Scale Scores | |
| Mean | 113 |
| Median | 112 |
| Mode | NA ¹ |
| Standard Deviation | 036 |
| Range | 199 |
| High Score | 200 |
| Low Score | 001 |
| 25th Percentile | 088 |
| 75th Percentile | 137 |

| Mathematics Indicators with Highest Performance | | | | |
|--|--------------------|-------------------|----------|-------|
| Indicator | Possible Raw Score | Average Raw Score | | |
| | | School | District | State |
| MA.6.1.1.b Compare and order integers | 2 | | 1.8 | 1.7 |
| MA.6.3.3.c Evaluate algebraic expressions | 2 | | 1.7 | 1.6 |
| MA.6.2.4.a Two-dimensional drawings | 2 | | 1.6 | 1.6 |

| Mathematics Indicators with Lowest Performance | | | | |
|---|--------------------|-------------------|----------|-------|
| Indicator | Possible Raw Score | Average Raw Score | | |
| | | School | District | State |
| MA.6.4.1.b Compare and interpret data sets | 3 | | 1.7 | 1.7 |
| MA.6.2.5.e Area of parallelograms and triangles | 3 | | 1.7 | 1.9 |
| MA.6.3.3.b Order of operations | 4 | | 2.5 | 2.3 |



¹ Not Applicable



**NEBRASKA DEPARTMENT OF EDUCATION
NEBRASKA STATE ACCOUNTABILITY (NeSA)
DISTRICT MATHEMATICS INDICATOR SUMMARY
SPRING 2014**

GRADE 7

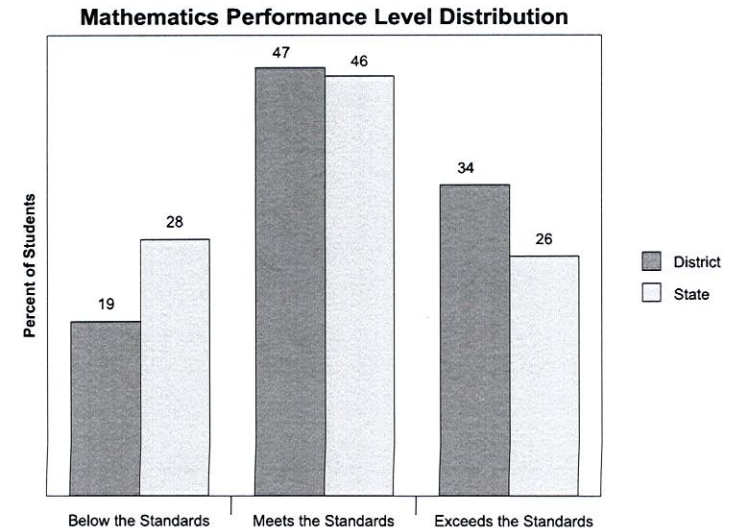
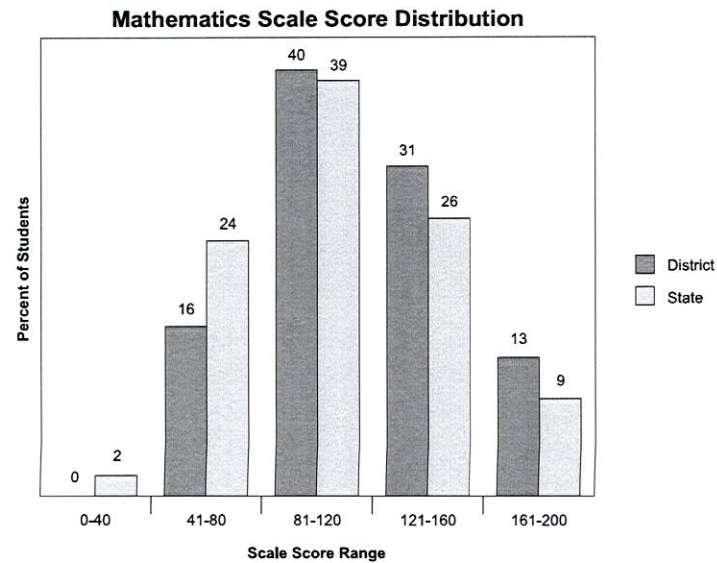
DISTRICT: MILLARD PUBLIC SCHOOLS (28-0017-000)

An indicator is the measurable student demonstration of the state content standards.

| District Mathematics Statistics | |
|---------------------------------|------|
| Number of Students | 1837 |
| Scale Scores | |
| Mean | 118 |
| Median | 117 |
| Mode | 152 |
| Standard Deviation | 037 |
| Range | 200 |
| High Score | 200 |
| Low Score | 000 |
| 25 th Percentile | 089 |
| 75 th Percentile | 145 |

| Mathematics Indicators with Highest Performance | | | | |
|---|--------------------|-------------------|----------|-------|
| Indicator | Possible Raw Score | Average Raw Score | | |
| | | School | District | State |
| MA.7.3.3.c Order of operations | 3 | | 2.6 | 2.4 |
| MA.7.2.2.a Ordered pair in the coordinate plane | 2 | | 1.7 | 1.6 |
| MA.7.3.1.a Algebraic expressions from words, tables, graphs | 3 | | 2.4 | 2.3 |

| Mathematics Indicators with Lowest Performance | | | | |
|---|--------------------|-------------------|----------|-------|
| Indicator | Possible Raw Score | Average Raw Score | | |
| | | School | District | State |
| MA.7.4.3.a Probability of independent compound events | 2 | | 1.1 | 1.0 |
| MA.7.3.3.e One-step inequalities | 3 | | 1.9 | 1.8 |
| MA.7.1.3.b Method of computation | 4 | | 2.6 | 2.4 |





**NEBRASKA DEPARTMENT OF EDUCATION
NEBRASKA STATE ACCOUNTABILITY (NeSA)
DISTRICT MATHEMATICS INDICATOR SUMMARY
SPRING 2014**

GRADE 8

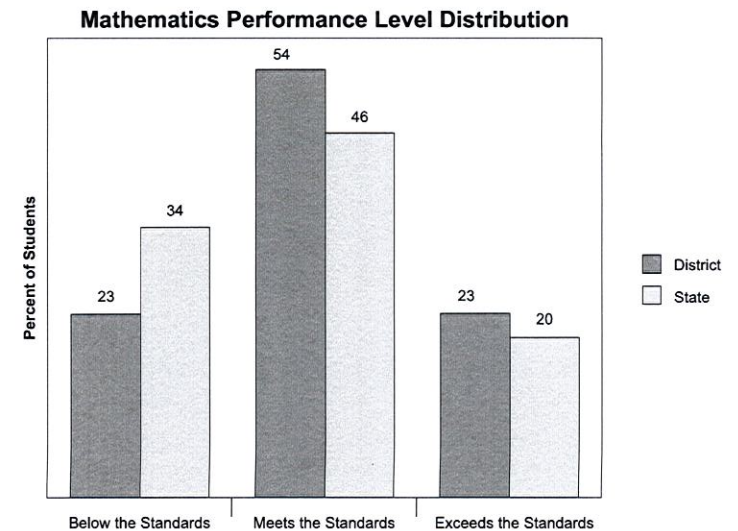
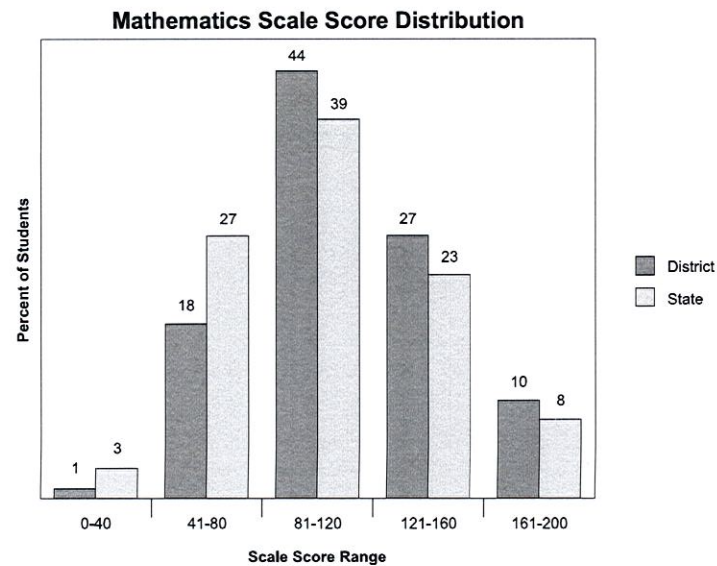
DISTRICT: **MILLARD PUBLIC SCHOOLS (28-0017-000)**

An indicator is the measurable student demonstration of the state content standards.

| District Mathematics Statistics | |
|---------------------------------|------|
| Number of Students | 1737 |
| Scale Scores | |
| Mean | 112 |
| Median | 108 |
| Mode | 134 |
| Standard Deviation | 036 |
| Range | 200 |
| High Score | 200 |
| Low Score | 000 |
| 25 th Percentile | 086 |
| 75 th Percentile | 134 |

| Mathematics Indicators with Highest Performance | | | | |
|---|--------------------|-------------------|----------|-------|
| Indicator | Possible Raw Score | Average Raw Score | | |
| | | School | District | State |
| MA.8.1.1.c Scientific notation | 2 | | 1.7 | 1.6 |
| MA.8.2.5.d Missing lengths in similar shapes | 2 | | 1.7 | 1.6 |
| MA.8.2.2.a Coordinate geometry | 2 | | 1.7 | 1.5 |

| Mathematics Indicators with Lowest Performance | | | | |
|--|--------------------|-------------------|----------|-------|
| Indicator | Possible Raw Score | Average Raw Score | | |
| | | School | District | State |
| MA.8.4.3.b Independent compound events | 2 | | 1.1 | 1.0 |
| MA.8.2.1.d Pairs of angles | 3 | | 1.8 | 1.8 |
| MA.8.1.3.e Ratios and proportions | 2 | | 1.2 | 1.1 |





**NEBRASKA DEPARTMENT OF EDUCATION
NEBRASKA STATE ACCOUNTABILITY (NeSA)
DISTRICT MATHEMATICS INDICATOR SUMMARY
SPRING 2014**

GRADE 11

DISTRICT: MILLARD PUBLIC SCHOOLS (28-0017-000)

An indicator is the measurable student demonstration of the state content standards.

**District
Mathematics Statistics**

| | |
|-----------------------------|------|
| Number of Students | 1716 |
| Scale Scores | |
| Mean | 117 |
| Median | 116 |
| Mode | 171 |
| Standard Deviation | 044 |
| Range | 200 |
| High Score | 200 |
| Low Score | 000 |
| 25 th Percentile | 083 |
| 75 th Percentile | 148 |

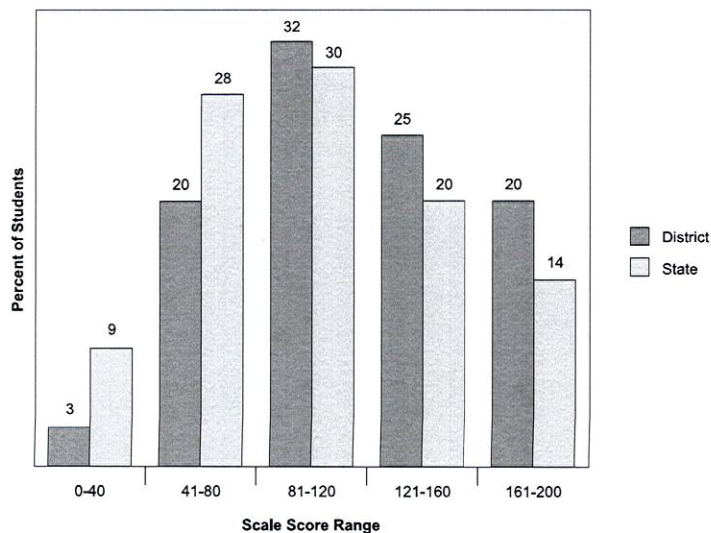
Mathematics Indicators with Highest Performance

| Indicator | Possible Raw Score | Average Raw Score | | |
|--|--------------------|-------------------|----------|-------|
| | | School | District | State |
| MA.12.1.4.a Estimation methods | 2 | | 1.7 | 1.6 |
| MA.12.3.2.b Quantitative relationships | 3 | | 2.4 | 2.2 |
| MA.12.1.3.a Compute with real numbers | 2 | | 1.6 | 1.5 |

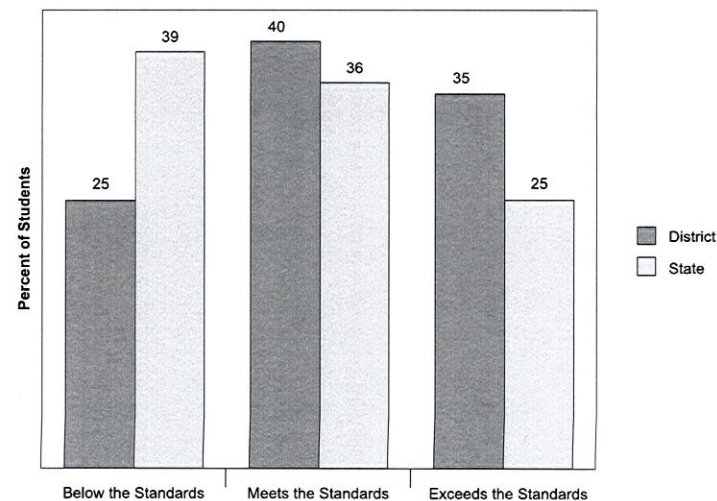
Mathematics Indicators with Lowest Performance

| Indicator | Possible Raw Score | Average Raw Score | | |
|--|--------------------|-------------------|----------|-------|
| | | School | District | State |
| MA.12.1.3.b Exponential expressions | 2 | | 1.1 | 0.9 |
| MA.12.2.2.c Distance formula | 2 | | 1.2 | 1.1 |
| MA.12.2.1.e Right triangle relationships | 3 | | 1.9 | 1.8 |

Mathematics Scale Score Distribution



Mathematics Performance Level Distribution





**NEBRASKA DEPARTMENT OF EDUCATION
NEBRASKA STATE ACCOUNTABILITY (NeSA)
DISTRICT SCIENCE GRADE LEVEL STANDARD SUMMARY
SPRING 2014**

GRADE 5

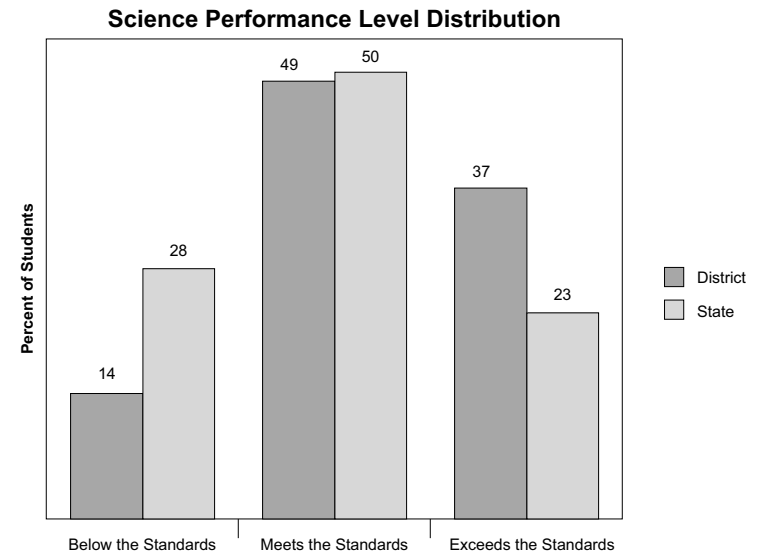
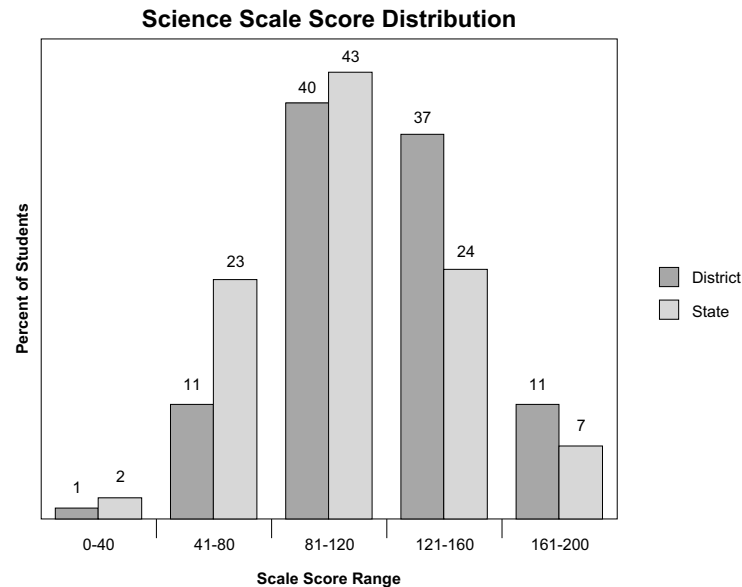
DISTRICT: **MILLARD PUBLIC SCHOOLS (28-0017-000)**

A grade level standard is the measurable student demonstration of the state content standards.

| District Science Statistics | |
|-----------------------------|------|
| Number of Students | 1739 |
| Scale Scores | |
| Mean | 121 |
| Median | 120 |
| Mode | 135 |
| Standard Deviation | 033 |
| Range | 200 |
| High Score | 200 |
| Low Score | 000 |
| 25 th Percentile | 098 |
| 75 th Percentile | 141 |

| Science Grade Level Standards with Highest Performance | | | | |
|--|--------------------|-------------------|----------|-------|
| Grade Level Standard | Possible Raw Score | Average Raw Score | | |
| | | School | District | State |
| SC.5.3.1 Characteristics of Living Things | 3 | | 2.5 | 2.4 |
| SC.5.3.3 Ecosystems | 5 | | 4.0 | 3.5 |
| SC.5.4.3 Energy Changes on Earth | 3 | | 2.4 | 2.1 |

| Science Grade Level Standards with Lowest Performance | | | | |
|---|--------------------|-------------------|----------|-------|
| Grade Level Standard | Possible Raw Score | Average Raw Score | | |
| | | School | District | State |
| SC.5.2.1 Properties of Matter | 4 | | 2.6 | 2.4 |
| SC.5.4.2 Earth's Materials, Structure, and Processes | 3 | | 2.1 | 1.8 |
| SC.5.2.2 Forces on Motion | 4 | | 2.9 | 2.7 |





**NEBRASKA DEPARTMENT OF EDUCATION
NEBRASKA STATE ACCOUNTABILITY (NeSA)
DISTRICT SCIENCE GRADE LEVEL STANDARD SUMMARY
SPRING 2014**

GRADE 8

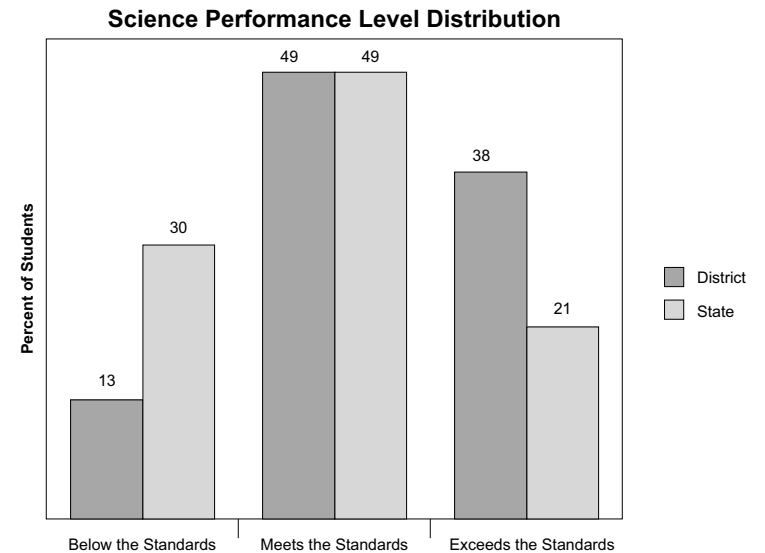
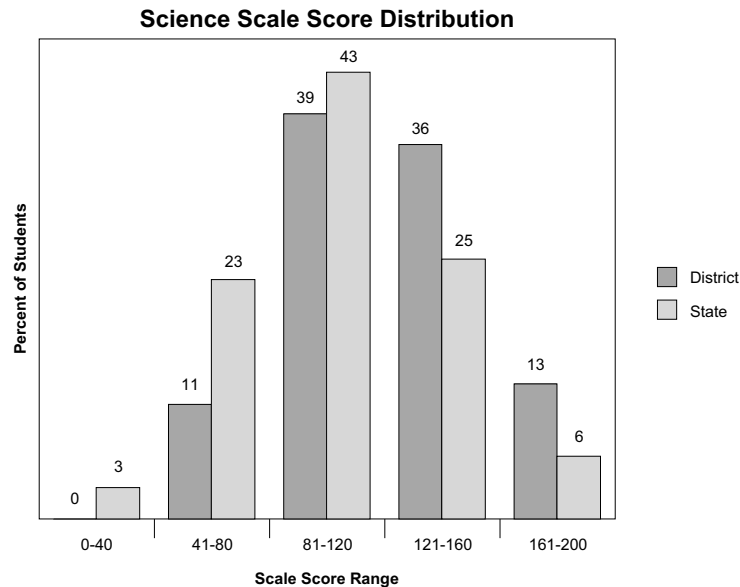
DISTRICT: **MILLARD PUBLIC SCHOOLS (28-0017-000)**

A grade level standard is the measurable student demonstration of the state content standards.

| District Science Statistics | |
|-----------------------------------|------|
| Number of Students | 1742 |
| Scale Scores | |
| Mean | 124 |
| Median | 120 |
| Mode | 147 |
| Standard Deviation | 035 |
| Range | 200 |
| High Score | 200 |
| Low Score | 000 |
| 25th Percentile | 099 |
| 75th Percentile | 147 |

| Science Grade Level Standards with Highest Performance | | | | |
|--|--------------------|-------------------|----------|-------|
| Grade Level Standard | Possible Raw Score | Average Raw Score | | |
| | | School | District | State |
| SC.8.3.1 Structure and Function of Living Organisms | 6 | | 5.4 | 4.7 |
| SC.8.3.4 Characteristics of Organisms | 3 | | 2.6 | 2.4 |
| SC.8.3.3 Populations and Ecosystems | 5 | | 4.0 | 3.5 |

| Science Grade Level Standards with Lowest Performance | | | | |
|---|--------------------|-------------------|----------|-------|
| Grade Level Standard | Possible Raw Score | Average Raw Score | | |
| | | School | District | State |
| SC.8.2.2 Forces and Motion | 4 | | 2.6 | 2.3 |
| SC.8.2.1 Nature of Matter | 7 | | 4.8 | 3.9 |
| SC.8.4.3 Energy in Earth's Systems | 3 | | 2.1 | 1.8 |





**NEBRASKA DEPARTMENT OF EDUCATION
NEBRASKA STATE ACCOUNTABILITY (NeSA)
DISTRICT SCIENCE GRADE LEVEL STANDARD SUMMARY
SPRING 2014**

GRADE 11

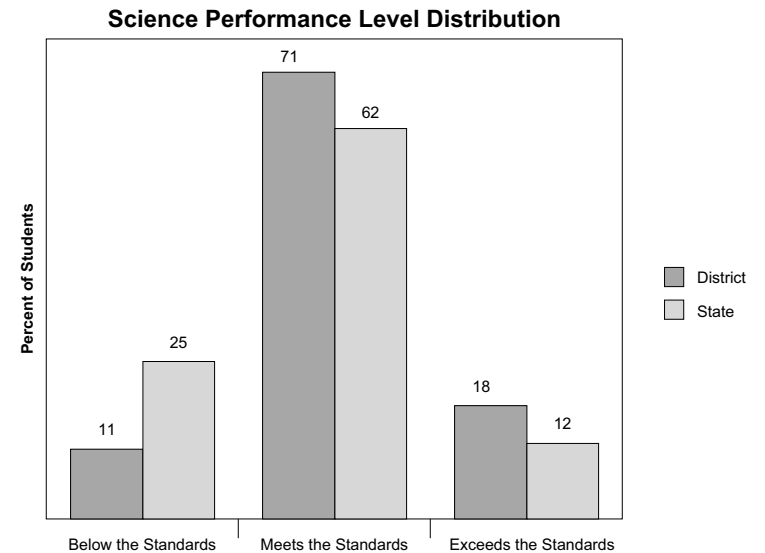
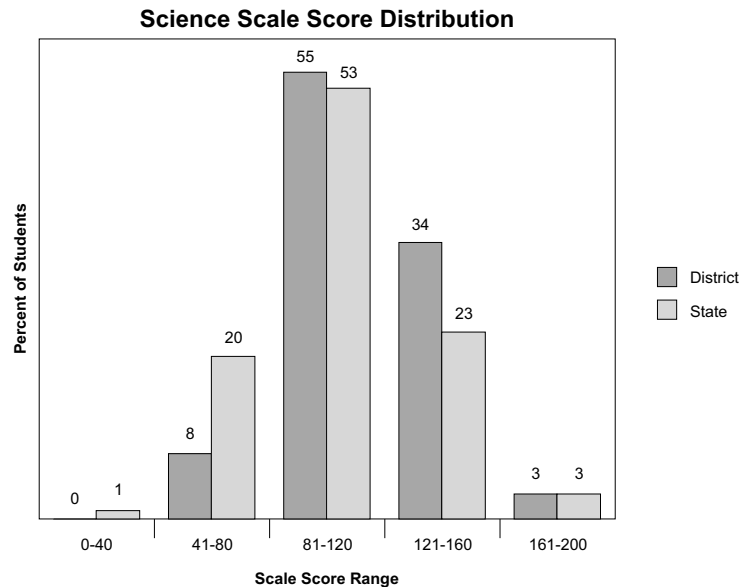
DISTRICT: **MILLARD PUBLIC SCHOOLS (28-0017-000)**

A grade level standard is the measurable student demonstration of the state content standards.

| District Science Statistics | |
|-----------------------------|------|
| Number of Students | 1713 |
| Scale Scores | |
| Mean | 114 |
| Median | 114 |
| Mode | 130 |
| Standard Deviation | 025 |
| Range | 200 |
| High Score | 200 |
| Low Score | 000 |
| 25 th Percentile | 097 |
| 75 th Percentile | 130 |

| Science Grade Level Standards with Highest Performance | | | | |
|--|--------------------|-------------------|----------|-------|
| Grade Level Standard | Possible Raw Score | Average Raw Score | | |
| | | School | District | State |
| SC.12.1.1 Scientific Inquiry | 13 | | 10.5 | 9.4 |
| SC.12.3.3 Organisms and Their Environment | 3 | | 2.4 | 2.2 |
| SC.12.2.2 Field Forces and Matter | 5 | | 3.9 | 3.5 |

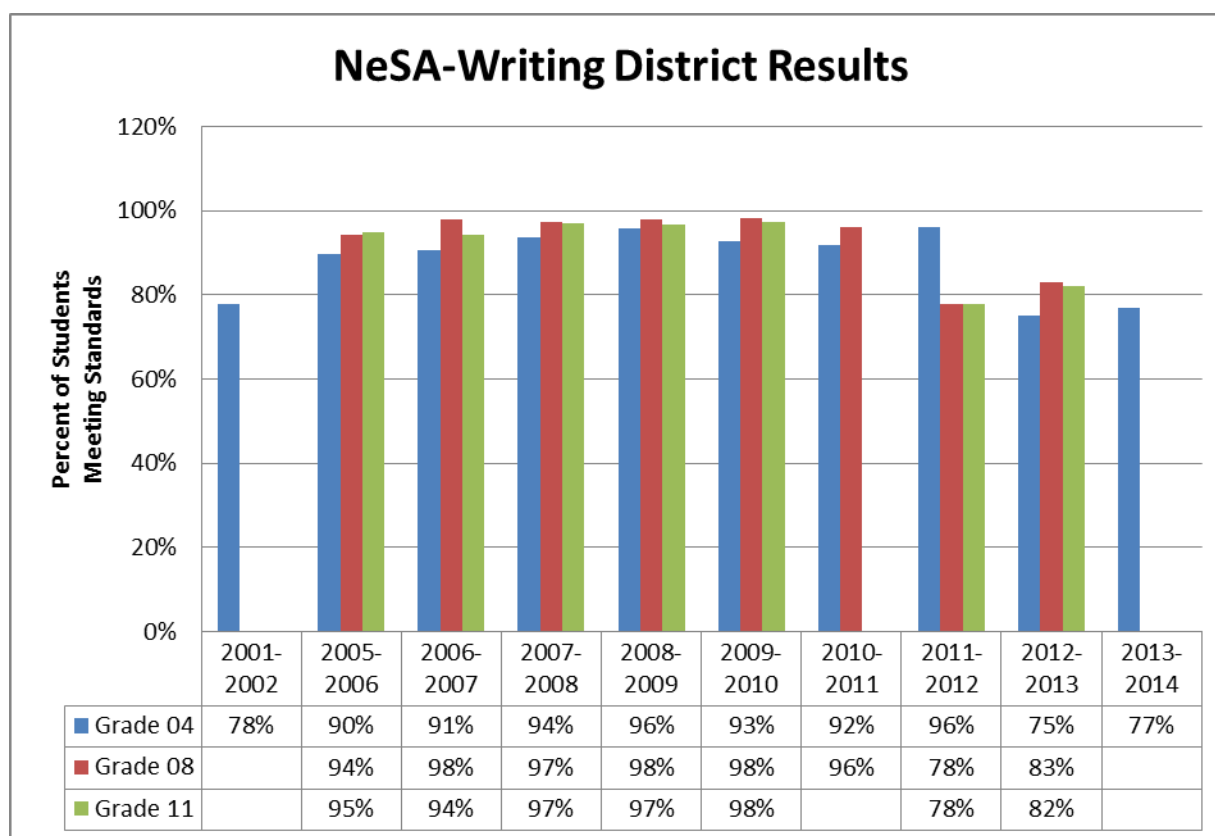
| Science Grade Level Standards with Lowest Performance | | | | |
|---|--------------------|-------------------|----------|-------|
| Grade Level Standard | Possible Raw Score | Average Raw Score | | |
| | | School | District | State |
| SC.12.4.4 History and Evolution of Earth | 3 | | 1.8 | 1.7 |
| SC.12.4.3 Sources of Energy | 3 | | 1.9 | 1.7 |
| SC.12.2.3 Energy Systems | 5 | | 3.4 | 3.1 |



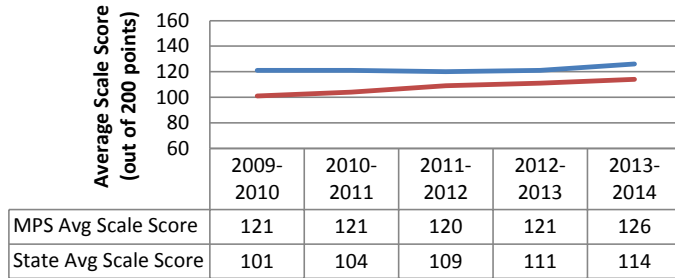
State Writing

State Writing Standards were not assessed in grades 8 and 11 in 2001-2002. In 2010-2011, 11th graders participated in NeSA-Writing Pilot testing. No district or individual results are available for 11th graders in 2010-2011. Aggregate data for 8th and 11th grade State Writing is not reportable from this most recent year, 2013-2014 due to technology errors during testing. This is shown as a blank in the table below. Even though the 2013-2014 secondary State Writing scores are not reportable and not used for federal and state accountability, individual students will still receive 2013-2014 individual student State Writing scores.

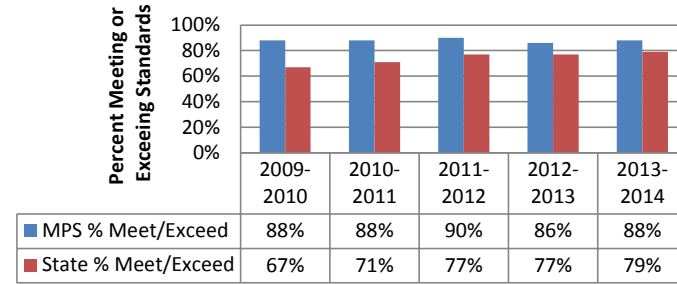
An analytic rubric replaced the holistic rubric in 8th and 11th grade in 2011-2012. The drop in performance was as expected with a new scoring method. Likewise, an analytic rubric replaced the holistic rubric in 4th grade in 2012-2013; similarly, the performance dropped as expected. The increase from 75% to 77% of our 4th graders meeting or exceeding the standards indicates a continued, positive focus on writing skills.



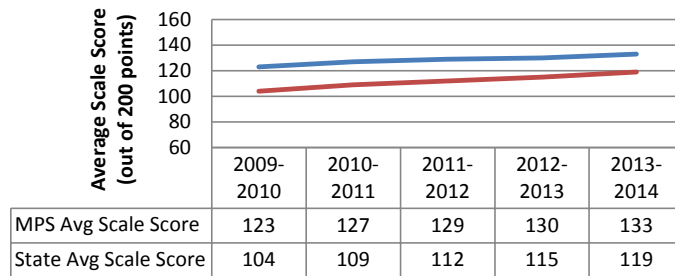
3rd Grade Reading



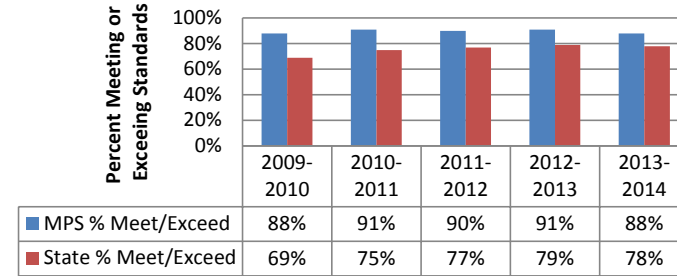
3rd Grade Reading



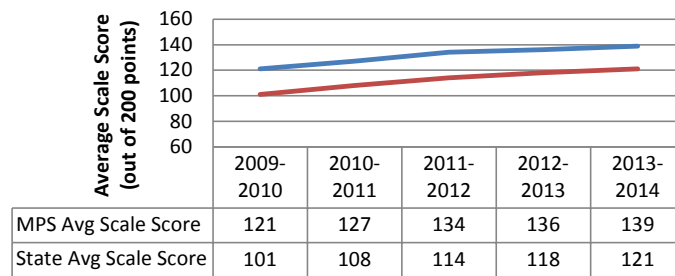
4th Grade Reading



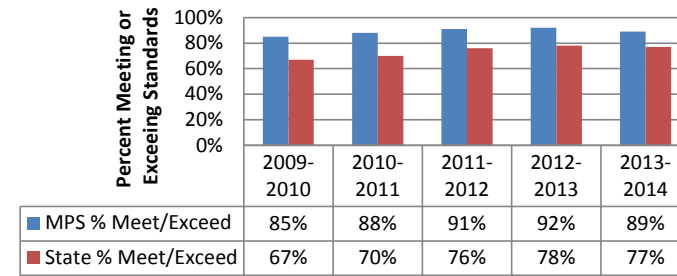
4th Grade Reading



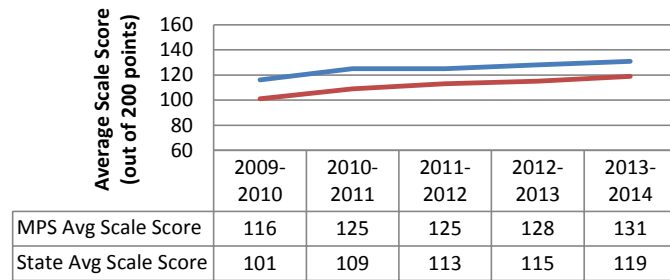
5th Grade Reading



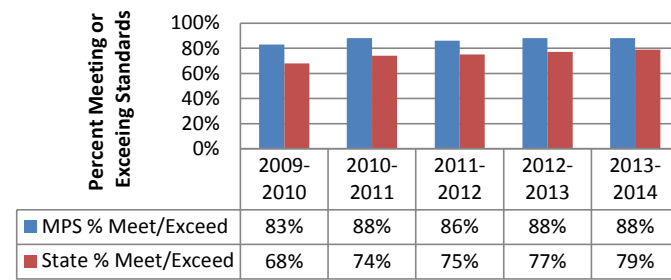
5th Grade Reading



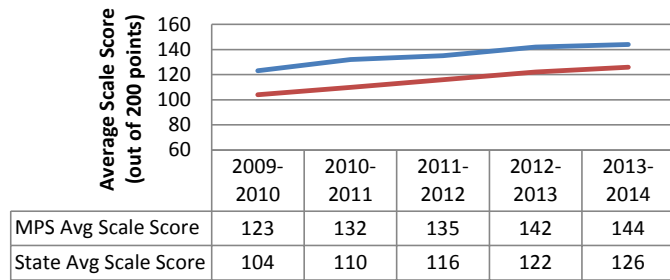
6th Grade Reading



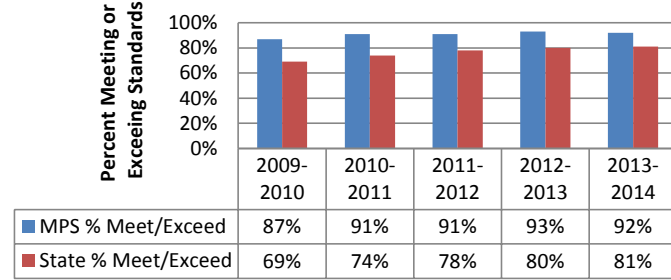
6th Grade Reading



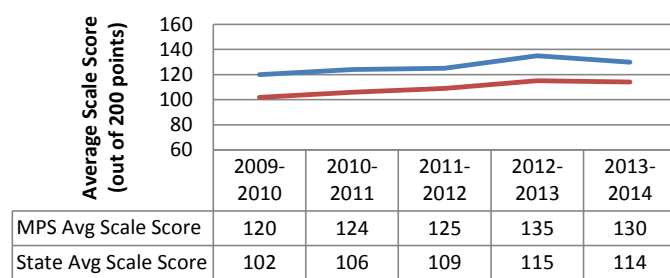
7th Grade Reading



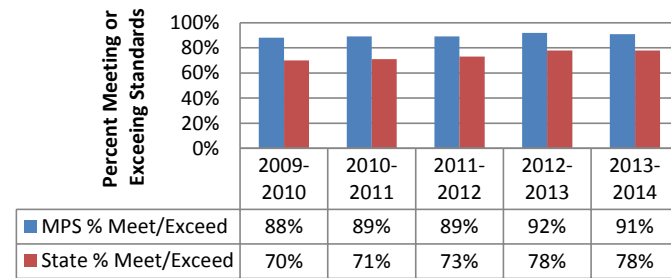
7th Grade Reading



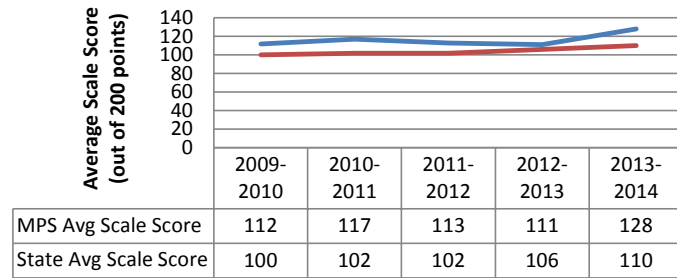
8th Grade Reading



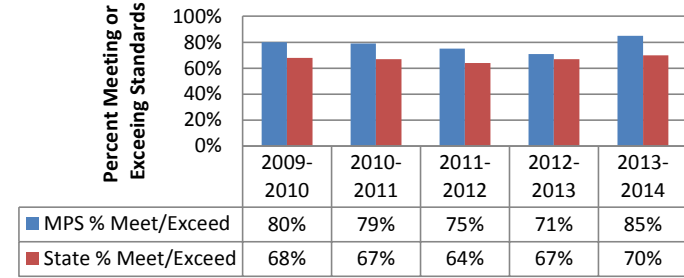
8th Grade Reading



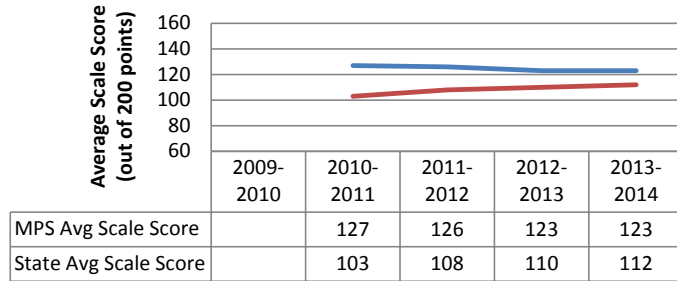
11th Grade Reading



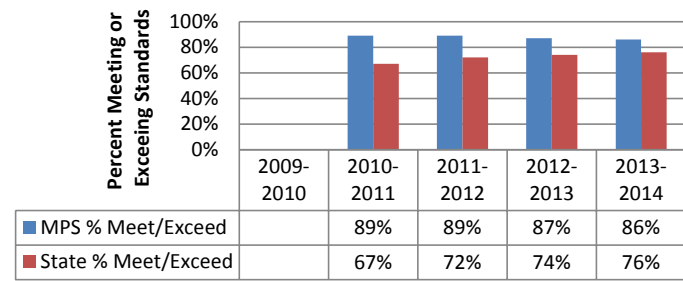
11th Grade Reading



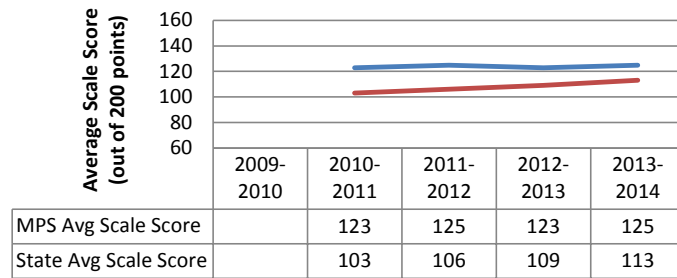
3rd Grade Math



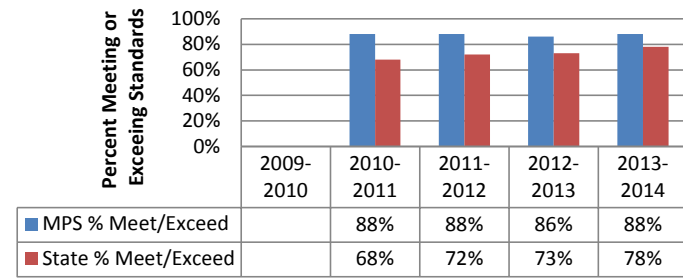
3rd Grade Math



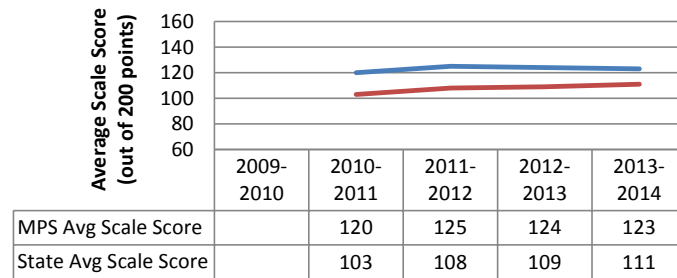
4th Grade Math



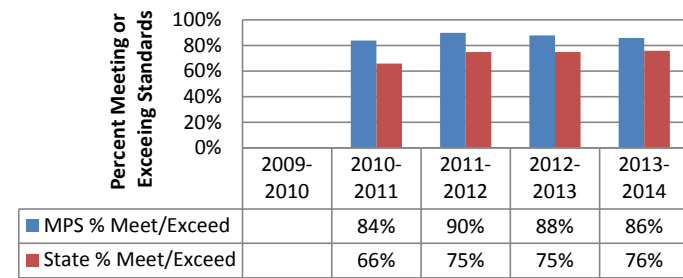
4th Grade Math



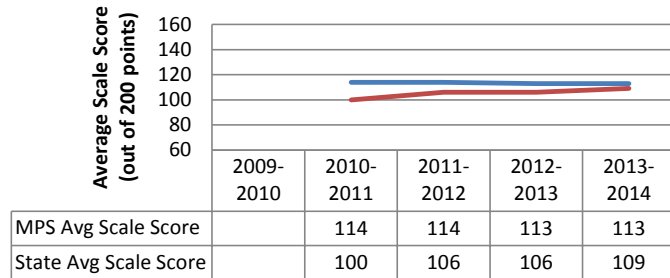
5th Grade Math



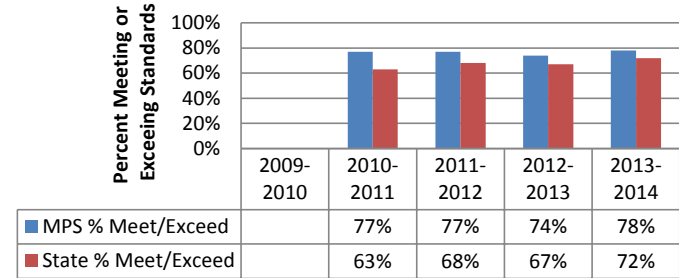
5th Grade Math



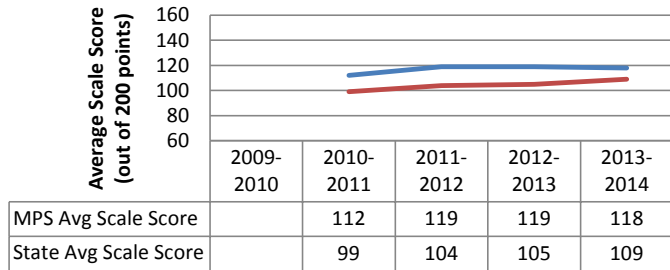
6th Grade Math



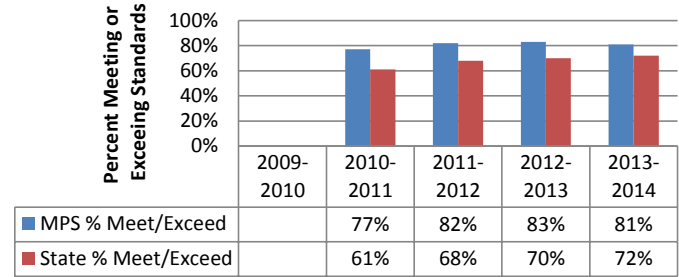
6th Grade Math



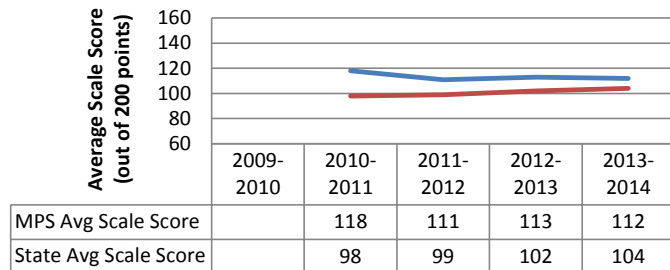
7th Grade Math



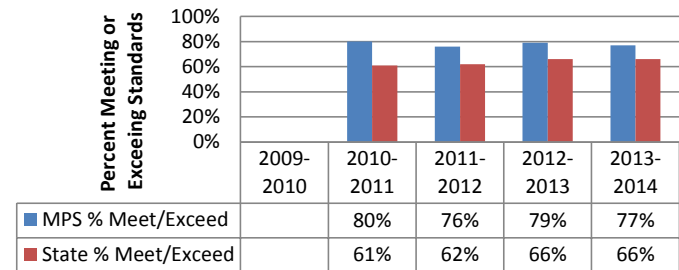
7th Grade Math



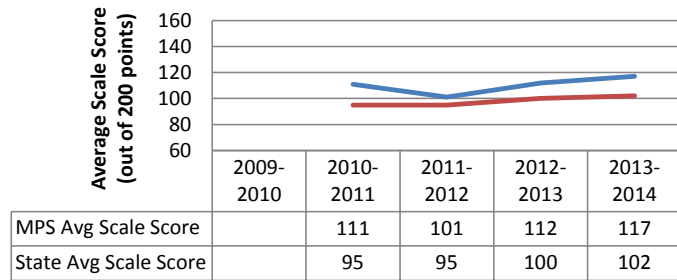
8th Grade Math



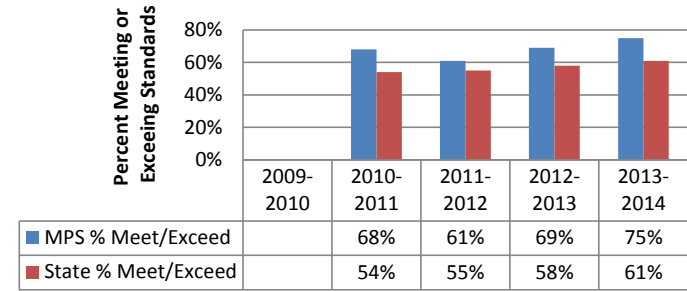
8th Grade Math



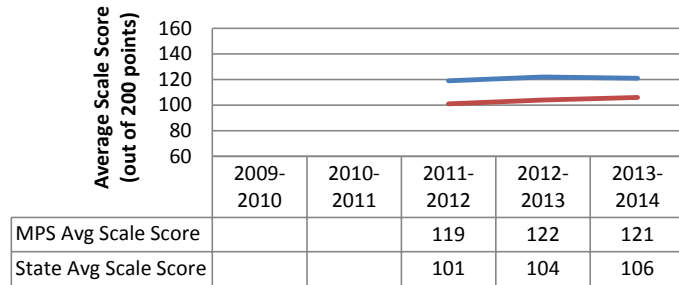
11th Grade Math



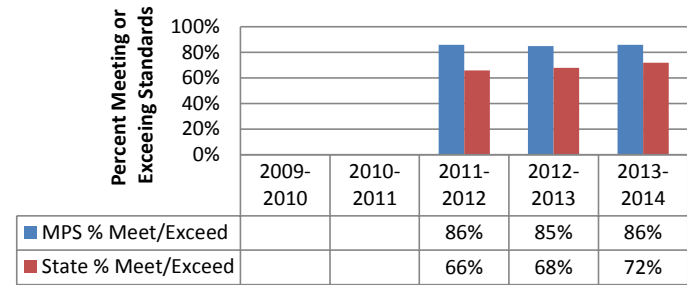
11th Grade Math



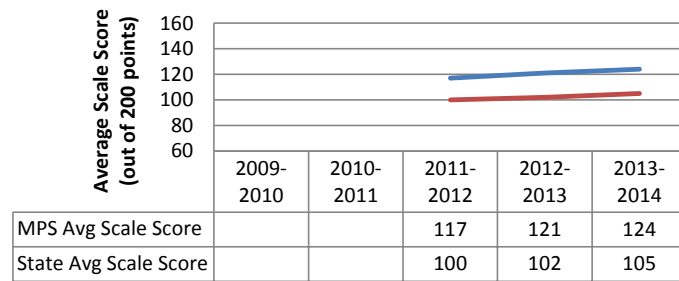
5th Grade Science



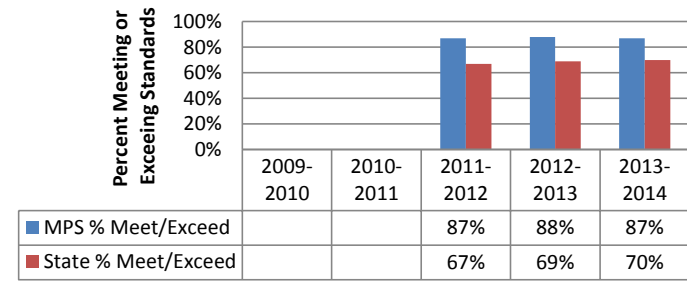
5th Grade Science



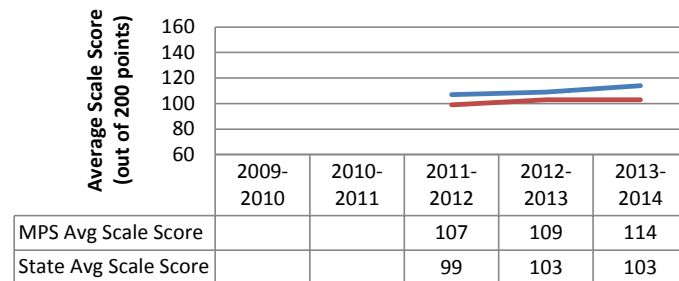
8th Grade Science



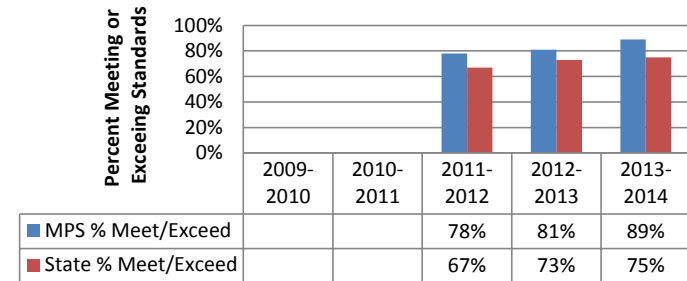
8th Grade Science



11th Grade Science



11th Grade Science



AGENDA SUMMARY SHEET

Agenda Item: Exiting Senior Survey Report – Class of 2014

Meeting Date: September 15, 2014

Department: Educational Services

Title and Brief Description: Class of 2014 Exiting Senior Survey

Action Desired: Information Only

Background: Every graduating senior is asked to participate in the Exiting Senior Survey. This survey, completed through Naviance, included questions regarding life skills, participation in extracurricular activities, what students plan in the future year and if they believe they are prepared for those upcoming opportunities.


This report, as well as individual building survey results, will be shared with each high school principal, their assistants, and counselors. The results are also related to other district initiatives and can be used by such groups as building 40 Developmental Asset[®] leaders, and advisors. Comparative data will be collected on these students for the 2015-2016 Post Graduate College Enrollment and Completion Report.

Recommendations: Receive the report and continue the Annual Exiting Senior Survey

Strategic Plan Reference: NA

Timeline: An annual report for the Board of Education

Responsible Persons: Dr. Mark Feldhausen, Dr. Nancy Johnston, and Barb Waller

Superintendent's Signature: _____  _____

HIGHLIGHTS FROM THE EXIT SURVEY

- The percentage of students who participated in extracurricular activities remained stable at Millard North, South and West High Schools. Twenty-four percent of the students who took the survey at Horizon High School reported participating in extra-curricular activities (decrease from 48.2% in 2013 and 40.6% in 2012).
- The percent of students who held a job while attending high school has gradually declined from 86.8% in 2009 to 81.9% in 2012, increased slightly to 83.7% in 2013 and decreased to 83% in 2014. Of the students who reported holding a job while in high school, 64% (decrease from 67% in 2013) worked 20 hours a week or less, while 37% (increase from 33%) worked more than 20 hours a week. Students could select more than one response.
- The degree of uncertainty about the nature of future work fluctuated from 24.2% in 2010 to 23.7% in 2011, 26% in 2012 and declined to 22.5% in 2013 and 20.5% in 2014.
- The percent of students who feel adequately prepared to achieve their educational or training goals decreased from 84% in 2013 to 81% in 2014 with more students not feeling as prepared and more feeling unsure if they were adequately prepared.
- Ninety-three percent of the respondents in 2014 (stable since 2010) expect to be in school at least part of the time a year after they graduate from high school.
- Sixty-five percent (increase from 60% in 2013) of all students report earning a grade point average of 3.0 or higher, and 26.4% (26.7% in 2013) report applying themselves “very much” during high school.
- The percent of respondents who felt they took challenging courses fluctuated from 53.4% in 2010 to 56.7% in 2012 to 54% in 2013 and 55.7% in 2014.
- The number of students who report a GPA of 3.0-4.0⁺ have fluctuated from 62.2% in 2012, 60.2% in 2013 and 64% in 2014.
- The order of most to least frequently selected career fields changed slightly. Health Sciences moved from third to first, Human Resources shifted from first to second and Business, Marketing & Management moved from second to third.
 1. Health Sciences
 2. Human Resources and Services
 3. Business, Marketing & Management
 4. Industrial Manufacturing & Engineering Systems
 5. Arts, Communication & Information
 6. Environmental and Agricultural Systems

Summary of 2014 Graduating Seniors Exit Survey

From which Millard High School are you graduating?

| School | Number of Responses | Number of graduates (Seniors) | Percent of graduates |
|--------|---------------------|-------------------------------|----------------------|
| NHS | 550 | 573 | 96% |
| SHS | 461 | 480 | 95% |
| WHS | 571 | 586 | 97% |
| Total | 1582 | 1639 | 96.5% |

Horizon High School had 63 students graduate during the 2013-2014 school year and all graduates responded to the survey for 100% participation.

Are you scheduled to graduate with your class?

| School | Yes | Percent | No | Percent |
|--------|-----|---------|----|---------|
| HHS | 43 | 68.3 | 20 | 31.7 |
| NHS | 525 | 99.4 | 3 | .6 |
| SHS | 430 | 99.1 | 4 | .9 |
| WHS | 547 | 98.2 | 10 | 1.8 |

How many years did you attend a Millard High School?

| | Attended 1 year or less | 2 years | 3 years | 4 years | More than 4 years |
|-------------|-------------------------|---------|---------|---------|-------------------|
| All schools | 34 | 61 | 73 | 1403 | 23 |

Did you participate in any extracurricular activities such as sports, music, clubs, etc. while attending high school in Millard?

| School | Yes | Percent | No | Percent |
|--------|-----|---------|-----|---------|
| HHS | 15 | 23.8 | 48 | 76.2 |
| NHS | 431 | 81.6 | 97 | 18.4 |
| SHS | 321 | 74 | 112 | 25.8 |
| WHS | 446 | 80.1 | 112 | 19.9 |

The percentage of students who participated in extracurricular activities remained stable at Millard North, South and West High Schools. 23.8% of the students who took the survey at Horizon High School reported participating in extra-curricular activities (decrease from 48.2% in 2013 and 40.6% in 2012).

Overall, what has been the major emphasis of the high school courses you have taken in Millard?

| School | College Prep only | General Education only | Both College Prep & General Ed selected | College Prep and "Both" combined | Not Sure of Emphasis |
|------------|-------------------|------------------------|---|----------------------------------|----------------------|
| HHS 2010 | 0 (0%) | 19 (55.9%) | 7 (20.6%) | 7 (20.6%) | 8 (23.5%) |
| 2011 | 0 (0%) | 36 (56.3%) | 13 (20.3%) | 13 (20.3%) | 17 (26.6%) |
| 2012 | 5 (7.8%) | 46 (71.9%) | 7 (10.9%) | 12 (18.7%) | 16 (25%) |
| 2013 | 4 (4.8%) | 44 (53%) | 13 (15.7%) | 17 (20.5%) | 24 (28.9%) |
| 2014 | 2 (3.2%) | 25 (39.7%) | 12 (19%) | 14 (22%) | 27 (42.9%) |
| NHS 2010 | 155 (27.9%) | 132 (23.8%) | 246 (44.3%) | 401 (68.9%) | 49 (8.8%) |
| 2011 | 170 (34.7%) | 118 (24.1%) | 189 (38.6%) | 359 (73.3%) | 40 (8.2%) |
| 2012 | 148 (30.3%) | 102 (20.9%) | 223 (45.6%) | 371 (75.8%) | 45 (9.2%) |
| 2013 | 179 (31.9%) | 114 (20.3%) | 223 (41.5%) | 402 (71.5%) | 65 (11.6%) |
| 2014 | 152 (28.8%) | 102 (19.3%) | 241 (45.6%) | 393 (74.4%) | 53 (10%) |
| SHS 2010 | 73 (17%) | 177 (41.2%) | 153 (35.6%) | 226 (50.7%) | 42 (9.8%) |
| 2011 | 79 (18.9%) | 154 (36.8%) | 173 (41.3%) | 252 (60.2%) | 33 (7.9%) |
| 2012 | 98 (23.9%) | 153 (37.3%) | 142 (34.6%) | 240 (58.5%) | 48 (11.7%) |
| 2013 | 70 (16.1%) | 153 (35.9%) | 167 (38.4%) | 239 (54.5%) | 64 (14.7%) |
| 2014 | 83 (19.2%) | 142 (32.8%) | 176 (40.6%) | 259 (59.8%) | 51 (11.8%) |
| WHS 2010 | 124 (24.3%) | 145 (28.4%) | 224 (43.9%) | 348 (65.4%) | 39 (7.6%) |
| 2011 | 99 (20.8%) | 130 (27.3%) | 233 (48.8%) | 332 (69.6%) | 37 (7.8%) |
| 2012 | 91 (18.7%) | 144 (29.6%) | 243 (49.9%) | 334 (68.6%) | 42 (8.6%) |
| 2013 | 94 (17.6%) | 154 (28.9%) | 248 (46.5%) | 348 (65.3%) | 61 (11.4%) |
| 2014 | 104 (18.7%) | 154 (27.6%) | 262 (47%) | 356 (63.9%) | 58 (10.4%) |
| TOTAL 2010 | 352 (22.1%) | 473 (29.6%) | 630 (39.5%) | 982 (61.6%) | 138 (8.6%) |
| TOTAL 2011 | 348 (24%) | 438 (30.2%) | 608 (41.9%) | 956 (65.9%) | 127 (8.8%) |
| TOTAL 2012 | 342 (23.6%) | 445 (30.7%) | 615 (42.4%) | 957 (66%) | 151 (10.4%) |
| TOTAL 2013 | 347 (21.5%) | 468 (29%) | 667 (41.4%) | 1014 (62.8%) | 214 (13.3%) |
| TOTAL 2014 | 341 (21.6%) | 423 (26.8%) | 691 (43.7%) | 1032 (65.3%) | 189 (12%) |

Have you held a job while you attended a high school in Millard?

| School | No | Yes | Distribution of Students by Hours Worked | | | |
|---------------|-------------|-------------|--|----------------|---------------|--------------|
| | | | 1 to 10 hours | 11 to 20 hours | Over 20 hours | I don't know |
| HHS | 11 (17.5%) | 52 (82.5%) | 5.9% | 25.5% | 68.6% | 5.9% |
| NHS | 102 (19.3%) | 426 (80.7%) | 17.5% | 48.2% | 34.8% | 3.5% |
| SHS | 66 (15.2%) | 367 (84.6%) | 17.9% | 41% | 43.5% | 3.5% |
| WHS | 89 (15%) | 468 (84%) | 20.6% | 49.4% | 30.6% | 3.8% |
| All Buildings | 268 (16.9%) | 1313 (83%) | 18.3% | 45.7% | 37% | 3.7% |

The vast majority (83%) of respondents report holding a job while attending high school. The number of students who held a job while attending high school has gradually declined from 86.8% in 2009 to 81.9% in 2012 and increased slightly to 83.7 in 2013. Of the students who reported holding a job while in high school, 64% (decrease from 67% in 2013) worked 20 hours a week or less, while 37% (increase from 33%) worked more than 20 hours a week. Students could select more than one response.

Which of the following best describes where you see yourself a year from now?

| School | Working full time (A) | Full time student (B) | Work full time/ Part time student (C) | Work part time/ Full time student (D) | Work part time/ Part time student (E) |
|----------|-----------------------|-----------------------|---------------------------------------|---------------------------------------|---------------------------------------|
| HHS 2010 | 5 | 3 | 8 | 13 | 6 |
| 2011 | 13 | 6 | 21 | 25 | 7 |
| 2012 | 11 | 4 | 22 | 24 | 12 |
| 2013 | 16 | 7 | 27 | 29 | 16 |
| 2014 | 23 | 2 | 25 | 13 | 9 |
| | | | | | |
| NHS 2010 | 33 | 185 | 33 | 290 | 34 |
| 2011 | 17 | 170 | 32 | 274 | 25 |
| 2012 | 25 | 151 | 46 | 265 | 27 |
| 2013 | 29 | 201 | 34 | 292 | 33 |
| 2014 | 21 | 173 | 33 | 293 | 35 |
| | | | | | |
| SHS 2010 | 48 | 100 | 46 | 237 | 27 |
| 2011 | 45 | 100 | 45 | 230 | 22 |
| 2012 | 40 | 105 | 52 | 199 | 37 |
| 2013 | 43 | 112 | 49 | 223 | 33 |
| 2014 | 41 | 80 | 57 | 247 | 39 |
| | | | | | |
| WHS 2010 | 23 | 187 | 29 | 277 | 16 |
| 2011 | 30 | 151 | 32 | 264 | 26 |
| 2012 | 22 | 152 | 29 | 282 | 27 |
| 2013 | 24 | 154 | 42 | 308 | 26 |
| 2014 | 29 | 182 | 42 | 305 | 38 |

Ninety-three percent of the respondents in 2014 (stable since 2010) expect to be in school at least part of the time a year after they graduate from high school.

If your response to the question “Which of the following best describes where you see yourself a year from now?” was A, B, C, D, or E, (see responses including working in the above question) what kind of work do you think you will be doing?

| School | Training/Internship (A) | Temporary (B) | Permanent (C) | Military (D) | Not Sure (E) | Totals |
|-----------------------|-------------------------|---------------|---------------|--------------|--------------|--------|
| HHS | 8 | 20 | 16 | 4 | 15 | 63 |
| NHS | 95 | 189 | 24 | 28 | 66 | 402 |
| SHS | 77 | 179 | 61 | 22 | 82 | 421 |
| WHS | 99 | 186 | 37 | 12 | 110 | 444 |
| Totals | 279 | 574 | 138 | 66 | 273 | 1330 |
| Percent of Total-2014 | 21 | 43.2 | 10.4 | 5 | 20.5 | |
| Percent of Total-2013 | 19.3 | 44.0 | 8.1 | 5.9 | 22.6 | |
| Percent of Total-2012 | 14.3 | 46.7 | 9.1 | 5.2 | 26 | |
| Percent of Total-2011 | 16.7 | 52.5 | 9.2 | 5.6 | 23.7 | |
| Percent of Total-2010 | 14.1 | 47.6 | 8.1 | 5.8 | 24.2 | |

The degree of uncertainty about the nature of future work fluctuated from 24.2% in 2010 to 23.7% in 2011, 26% in 2012 and declined to 22.5% in 2013 and 20.5% in 2014.

Were you adequately prepared by the Millard high school(s) you have attended to enter the workforce, doing such things as being able to prepare résumés, complete job applications, interview for jobs, etc.?

| School | Yes | No | Unsure | Totals |
|-----------------------|------|------|--------|--------|
| HHS | 33 | 16 | 15 | 64 |
| NHS | 443 | 45 | 45 | 533 |
| SHS | 329 | 53 | 58 | 440 |
| WHS | 407 | 61 | 96 | 564 |
| Totals | 1212 | 175 | 214 | 1601 |
| Percent of Total-2014 | 75.7 | 10.9 | 13.3 | |
| Percent of Total-2013 | 76.5 | 9.6 | 13.8 | |
| Percent of Total-2012 | 80.6 | 7.3 | 11.9 | |
| Percent of Total-2011 | 81 | 6 | 13 | |
| Percent of Total-2010 | 82 | 6 | 12.3 | |

Do you feel you were adequately prepared to achieve your educational or training goals?

| School | Yes | No | Unsure |
|------------------|------|-----|--------|
| HHS | 37 | 15 | 13 |
| NHS | 453 | 37 | 39 |
| SHS | 349 | 40 | 48 |
| WHS | 446 | 40 | 76 |
| Total | 1285 | 132 | 176 |
| Percent of Total | 80.7 | 8.3 | 11 |

The percent of students who feel adequately prepared to achieve their educational or training goals decreased from 84% in 2013 to 81% in 2014.

If you plan to continue your education after graduation, either full or part time, which of the following fits your plan?

| | 4-year public college or university | 4-year private college | 2-year community college, business or trade school | Military training and one of the armed forces | Not sure yet | Total |
|-------------|-------------------------------------|------------------------|--|---|--------------|-------|
| All schools | 935 (60.2%) | 201 (12.9%) | 288 (18.5%) | 53 (3.4%) | 77 (5%) | 1554 |

If you plan to attend any school after graduation, where is the school that you plan to attend?

| | In Omaha | Elsewhere in Nebraska | Neighboring state | Elsewhere in USA | Outside the USA |
|------------------|----------|-----------------------|-------------------|------------------|-----------------|
| All Schools | 621 | 457 | 223 | 174 | 12 |
| Percent of total | 41.8 | 30.7 | 15 | 11.7 | .8 |

Seventy-two percent of our students plan to get their post-secondary education in Nebraska. This was the same as the class of 2013.

Which descriptor best characterizes how much you applied yourself in high school?

| School | None | Some | A Fair Amount | Very Much | I Don't Know | Total responses |
|----------------------------------|-----------|-------------|---------------|-------------|--------------|-----------------|
| HHS | 1 (1.5%) | 19 (30.2%) | 25 (39.7%) | 10 (15.9%) | 8 (12.7%) | 63 |
| NHS | 7 (1.3%) | 109 (20.7%) | 268 (50.9%) | 139 (26.4%) | 5 (.9%) | 528 |
| SHS | 9 (2.1%) | 96 (22.2%) | 209 (48.2%) | 115 (26.6%) | 4 (.9%) | 433 |
| WHS | 14 (2.5%) | 95 (17.1%) | 282 (50.6%) | 153 (27.5%) | 13 (2.3%) | 557 |
| Total | 31 | 319 | 784 | 417 | 30 | 1581 |
| Percent of Total for all schools | 2 | 20.2 | 49.6 | 26.4 | 1.9 | |

Sixty-five percent (increase from 60% in 2013) of all students report earning a grade point average of 3.0 or higher, and 26.4% (26.7% in 2013, 28.4 % in 2012, and 40.7% in 2011) report applying themselves “very much” during high school.

Do you feel that you took the most challenging courses for your abilities?

| School | Yes | % of total | No | % of total |
|---------------------|-----|------------|-----|------------|
| Horizon High School | 21 | 33.3 | 42 | 66.7 |
| North High School | 315 | 59.8 | 212 | 40.2 |
| South High School | 226 | 52.1 | 207 | 47.7 |
| West High School | 318 | 57.1 | 239 | 42.9 |
| Total | 880 | 55.7 | 700 | 44.3 |

The percent of respondents who felt they took challenging courses fluctuated from 53.4% in 2010 to 56.7% in 2012 to 54% in 2013 and 55.7% in 2014.

The following subject areas have been useful in helping me prepare for more schooling or for work:

| | Strongly Agree | Agree | Unsure | Disagree | Strongly Disagree | Total |
|-------------------------|----------------|-------|--------|----------|-------------------|-------|
| Art | 297 | 250 | 435 | 270 | 324 | 1576 |
| Business Education | 351 | 480 | 455 | 162 | 125 | 1573 |
| English | 460 | 553 | 317 | 140 | 102 | 1572 |
| Family/Consumer Science | 253 | 456 | 491 | 225 | 149 | 1574 |
| Guidance | 319 | 458 | 449 | 200 | 150 | 1576 |
| Industrial Technology | 283 | 326 | 459 | 268 | 245 | 1581 |
| Mathematics | 527 | 452 | 302 | 148 | 151 | 1580 |
| Music | 297 | 256 | 386 | 269 | 369 | 1577 |
| Oral Communication | 430 | 469 | 390 | 180 | 107 | 1576 |
| Physical Education | 289 | 371 | 445 | 245 | 227 | 1577 |
| Science | 515 | 440 | 338 | 143 | 138 | 1574 |
| Social Studies | 390 | 496 | 390 | 178 | 120 | 1574 |
| World Language | 360 | 426 | 447 | 191 | 148 | 1572 |

The number of students who strongly disagree that the above subject areas helped them prepare for more schooling or for work decreased in all areas except for a slight increase in Physical

Education. The question refers to preparation for more school or work, rather than for life enrichment or leisure. Students are required to take a fine arts course, so they do, even though they do not plan a fine arts career or further education in the arts.

As I leave high school, my skills in the following areas are adequate for my current needs:

| | Strongly Agree | Agree | Combined % of agree & strongly agree | Unsure | Disagree | Strongly Disagree | Total |
|----------------|----------------|-------|--------------------------------------|--------|----------|-------------------|-------|
| Speaking | 818 | 398 | 1216 (77%) | 156 | 106 | 101 | 1579 |
| Writing | 736 | 425 | 1161 (73.6%) | 215 | 104 | 98 | 1578 |
| Science | 342 | 124 | 466 (47%) | 300 | 124 | 99 | 989 |
| Social Studies | 591 | 471 | 1062 (67.5%) | 289 | 121 | 101 | 1573 |
| Reading | 734 | 421 | 1155 (73.5%) | 213 | 95 | 109 | 1572 |
| Math | 620 | 439 | 1059 (67.4%) | 272 | 127 | 112 | 1570 |

The majority of students who responded to the survey report feeling adequately prepared in every skill area. Results remained nearly the same for Speaking, Reading, and Math, decreased in Science (where more students felt unsure and disagreed) and increased slightly for Social Studies.

My high school education has helped me attain and develop the following life skills:

| | Strongly Agree | Agree | Unsure | Disagree | Strongly Disagree | Total |
|--|----------------|-------|--------|----------|-------------------|-------|
| Sense of responsibility and discipline | 772 | 429 | 181 | 91 | 106 | 1579 |
| Ability to work with others to complete tasks | 848 | 386 | 154 | 90 | 101 | 1579 |
| Obtain, organize, and evaluate information | 725 | 462 | 202 | 86 | 100 | 1575 |
| Solve problems, make appropriate decisions | 768 | 460 | 170 | 85 | 96 | 1579 |
| Develop productive working relationships | 807 | 413 | 166 | 89 | 103 | 1578 |
| Develop skills to adjust to changes | 747 | 462 | 185 | 92 | 93 | 1579 |
| Manage time and financial resources | 606 | 475 | 297 | 118 | 81 | 1577 |
| Set and pursue short- and long-term goals | 734 | 447 | 201 | 99 | 97 | 1578 |
| Respect the rights of others and treat them with consideration | 905 | 333 | 160 | 72 | 108 | 1578 |
| Follow directions | 914 | 341 | 143 | 73 | 105 | 1576 |
| Respect ethnic, cultural and social diversity | 905 | 333 | 160 | 72 | 108 | 1578 |
| Demonstrate good work habits | 812 | 412 | 172 | 76 | 104 | 1576 |
| Demonstrate perseverance on difficult tasks | 780 | 418 | 187 | 84 | 104 | 1573 |

The vast majority of the students who responded to the survey have very positive feelings about their ability to demonstrate the Millard Life Skills.

The following tables document comparisons among the 2010-2014 Exiting Senior Survey results.

Total number of responses:

| 2014 Graduates | 2013 Graduates | 2012 Graduates | 2011 Graduates | 2010 Graduates |
|----------------|----------------|----------------|----------------|----------------|
| 1582 | 1613 | 1450 | 1462 | 1570 |

Reported grade point averages of respondents as percent of total responses:

| | 3.0 to 4.0+ | 2.0 to 2.99 | Below 2.0 | I don't know |
|------------|-------------|-------------|-----------|--------------|
| 2014 Grads | 64 | 26.8 | 2.3 | 5.9 |
| 2013 Grads | 60.2 | 28.6 | 3.3 | 7.8 |
| 2012 Grads | 62.2 | 27.2 | 4.3 | 6.3 |
| 2011 Grads | 64.2 | 26.5 | 5 | 4.3 |
| 2010 Grads | 61.2 | 29.2 | 4.6 | 5 |

The number of students who report a GPA of 3.0-4.0⁺ have fluctuated from 61.2% in 2010 to 62.2% in 2012, 60.2% in 2013 and 64% in 2014.

The percentage of students reporting a “Below 2.0” GPA indicating they would be part or full time students a year from taking the survey:

| 2014 Graduates | 2013 Graduates | 2012 Graduates | 2011 Graduates | 2010 Graduates |
|----------------|----------------|----------------|----------------|----------------|
| 70 | 83 | 84 | 42 | 100 |

**Do you feel you were adequately prepared to achieve your educational or training goals?
(All grade-point averages combined)**

| | Yes | No | Unsure |
|----------------|-------|------|--------|
| 2014 Graduates | 81.3% | 8.3% | 11.1% |
| 2013 Graduates | 84.6% | 6.3% | 10.4% |
| 2012 Graduates | 86% | 5.7% | 9.7% |
| 2011 Graduates | 87.4% | 4.7% | 9.2% |
| 2010 Graduates | 83.6% | 5.8% | 11.3% |

If you plan to attend school full or part time, what is the highest level of education you hope to attain?

| | HHS | NHS | SHS | WHS | Total |
|---|------------|-------------|-------------|-------------|-------------|
| Certificate, license, or apprenticeship | 10 (20.4%) | 16 (3.3%) | 26 (6.5%) | 26 (5%) | 78 (5.4%) |
| Associate degree (two-year program) | 21 (42.9%) | 40 (8.3%) | 62 (15.6%) | 38 (7.3%) | 161 (11.1%) |
| Bachelor Degree (four or more years of college) | 22 (44.9%) | 216 (45%) | 184 (46.2%) | 235 (45.5%) | 657 (45.5%) |
| Master's Degree (five or more years of college) | 9 (18.4%) | 159 (33.1%) | 120 (30.2%) | 173 (33.4%) | 461 (31.9%) |
| Doctorate (seven or more years of college, includes professional degrees) | 5 (10.2%) | 101 (21%) | 56 (14.1%) | 102 (19.7%) | 264 (18.8%) |
| Total | 67 (4.1%) | 532 (33%) | 448 (27.6%) | 574 (35.4%) | |

If you plan to pursue a career in one of the following areas, mark the answer that best represents your overall career goal.

| | Number of Students | Percent of Total Responses | Percent by Career Field |
|---|---------------------------|-----------------------------------|--------------------------------|
| Business, Marketing & Management | 313 | | 19.8 |
| Marketing, Sales & Services | 91 | 5.8 | |
| Business Management and Administration | 156 | 9.9 | |
| Finance (accounting, bank tellers, insurance underwriters) | 54 | 3.4 | |
| Hospitality & Tourism | 12 | .8 | |
| Arts, Communication & Information | 163 | | 10.3 |
| Arts, A/V Technology & Communication (Journalism, Broadcasting, Performing Arts) | 160 | 10.1 | |
| Information Technology (Information Support, Interactive Media, Network Systems, Programming) | 3 | .2 | |
| Industrial, Manufacturing & Engineering Systems | 283 | | 17.9 |
| Architecture and Construction | 77 | 4.9 | |
| Manufacturing | 36 | 2.3 | |
| Science, Technology, Engineering and Math | 153 | 9.7 | |
| Transportation, Distribution & Logistics | 17 | 1.1 | |
| Health Sciences | 363 | | 23 |
| Biotechnology Research and Development | 75 | 4.7 | |
| Diagnostic Services | 93 | 5.9 | |
| Health Information | 98 | 6.2 | |
| Support Services | 29 | 1.8 | |
| Therapeutic Services | 68 | 4.3 | |
| Human Resources and Services | 360 | | 22.8 |
| Law, Public Safety & Security | 141 | 8.9 | |
| Government & Public Administration | 28 | 1.8 | |
| Human Services (Consumer Services, Counseling & Mental Health, Early Childhood Services) | 92 | 5.8 | |
| Education and Training | 99 | 6.3 | |
| Environmental and Agricultural Systems | 100 | | 6.3 |
| Environmental and Agricultural Systems | 26 | 1.6 | |
| Agribusiness Systems | 7 | .4 | |
| Animal Systems | 31 | 2 | |
| Environmental Service Systems | 2 | .1 | |
| Food Products and Processing Systems | 15 | 1 | |
| Natural Resource Systems | 7 | .4 | |
| Plant Systems | 3 | .2 | |
| Power | 7 | .4 | |
| Structural and Technical Systems | 2 | .1 | |

The order of most to least frequently selected career fields changed slightly. Health Sciences moved from third to first, Human Resources shifted from first to second and Business, Marketing & Management moved from second to third.

1. Health Sciences
2. Human Resources and Services
3. Business, Marketing & Management
4. Industrial Manufacturing & Engineering Systems
5. Arts, Communication & Information
6. Environmental and Agricultural Systems