

NOTICE OF MEETING

Notice is hereby given of a Board of Education meeting of School District No. 17, in the County of Douglas, which will be held at 6:00 p.m. on **Monday, April 20, 2015** at 5606 South 147th Street, Omaha, Nebraska. Agenda for such meeting, kept continuously current, is available for public inspection at the office of the superintendent at 5606 South 147th Street, Omaha, Nebraska.

Dave Anderson
Secretary

4-17-15

**THE DAILY RECORD
OF OMAHA**

**LYNDA K. HENNINGSSEN, Publisher
PROOF OF PUBLICATION**

UNITED STATES OF AMERICA,

**The State of Nebraska,
District of Nebraska,
County of Douglas,
City of Omaha,**

} ss.

J. BOYD

being duly sworn, deposes and says that she is

LEGAL EDITOR

of **THE DAILY RECORD**, of Omaha, a legal newspaper, printed and published daily in the English language, having a bona fide paid circulation in Douglas County in excess of 300 copies, printed in Omaha, in said County of Douglas, for more than fifty-two weeks last past; that the printed notice hereto attached was published in **THE DAILY RECORD**, of Omaha, on
April 17, 2015

That said Newspaper during that time was regularly published and in general circulation in the County of Douglas, and State of Nebraska.



GENERAL NOTARY - State of Nebraska
CONNIE L. NOVACEK
My Comm. Exp. November 16, 2015

Subscribed in my presence and sworn to before

Publisher's Fee \$14.30 me this 17th day of

Additional Copies \$ April 20 15

Total \$14.30


Connie L. Novacek
Notary Public in and for Douglas County,
State of Nebraska

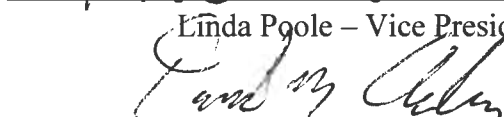
**ACKNOWLEDGMENT OF RECEIPT
OF NOTICE OF MEETING**


The undersigned members of the Board of Education of Millard, District #017, Omaha, Nebraska, hereby acknowledge receipt of advance notice of a meeting of said Board of Education and the agenda for such meeting held at 6:00 P.M. on April 20, 2015, at the Don Stroh Administrative Center, 5606 South 147 Street, Omaha, NE 68137

Dated this 20th day of April, 2015



Patrick Ricketts – President



Linda Poole – Vice President


Dave Anderson – Secretary



Mike Kennedy – Treasurer


Mike Pate


Paul Meyer


Libby Baxter – MNHS Representative


Jordan Newsom – MSHS Representative


Kellie Ecklund – MWHS Representative

BOARD OF EDUCATION SIGN IN

April 20, 2015

NAME:

REPRESENTING:

Devonye Mullins

MPS Music

GEORGE BEHRINGER

OSCA

Julia Kolander

MNHS

Barb Sheppard

Patron

Kathy Luddy

Millard North HS

Patrick Luddy

MNHS

Matt Sheppard

Parent of MN Students

Ann Leever

Parent of MN Students

Jan & Tad Delay, Aaron

MWHS / Band/Orch

Avin Segall

Omaha Area Youth Orchestras

Katie Radilla

MPS Music

Doug Bogatz

MPS Music

Eric Tompkins

Parent

Amy Gehle

MWHS/Parent/Band/Choir

Mark + Jacque Bulger

MNHS Parent

Paul Schulte

MEA

Susie Muller

MW. parent

BOARD OF EDUCATION SIGN IN

April 20, 2015

NAME:

REPRESENTING:

Rhoda Rader	MWHS BMS
Jeff Kassmeier	Leadership Academy
Ted Burchard	Leadership Academy
Sara McGinnis	children
Mark McGinnis	children
Marcia Shaulik	MNHS Band
Lynn Cardey	MNHS Band
Kristin Varrich	MNHS Band
Douglas Annis	MNHS Band
Shelly Smith	Sunday
Casey Vlery	Troop 460
Patricia Smith	
Rory Patm	MNHS Band
Wendell Hutchison	BMS BAND
Heather Hutchison	BMS Band
Sherril Wicks	MNHS/MNHS Band

BOARD OF EDUCATION SIGN IN

April 20, 2015

NAME:

REPRESENTING:

LARRY UEBNER	OMAHA JAPANESE PROGRAMS
Cathy Reiser	Millard Public Schools
Doug Kositzke	MWHS
Kathleen Forsgren	MW
John Keith	
Tracy Keith	
Sheila Soppe	MS
Gray Mols	
Jan Dahlgaard	RWSSC
Samuel Turco	Millard North Alumni
Jane Kositzke	MW
Jin Wright	
Paul Hone	MN
Jody Hingsvist	Buddle MS
Rex Barker	MSHS
Nam Gunn	MSHS
Cindy Andersen	MWHS, BMS



BOARD OF EDUCATION MEETING



APRIL 20, 2015

BOARD OF EDUCATION
MILLARD PUBLIC SCHOOLS
OMAHA, NEBRASKA

BOARD MEETING
6:00 P.M.

STROH ADMINISTRATION CENTER
5606 SOUTH 147th STREET
April 20, 2015

AGENDA

A. Call to Order

The Public Meeting Act is posted on the wall and available for public inspection.

B. Pledge of Allegiance

C. Roll Call

D. Public Comments on agenda items – This is the proper time for public questions and comments on agenda items only. Please make sure a request form is given to the Board President before the meeting begins.

E. Routine Matters

1. *Approval of Board of Education Minutes, April 6, 2015
2. *Approval of Bills
3. *Receive the Treasurer's Report and Place on File

F. Information Items

1. Showcase: Winter Sports - Boys Basketball, Wrestling
2. Superintendent's Comments
3. Board Comments/Announcements
4. Report from Student Representatives

G. Unfinished Business

H. New Business

1. First Reading of Policy 5000 – Student Services – General Policy Statement
2. Approval of Rule 5400.6 – Student Services – Standards for Student Conduct
3. First Reading of Policy 5900 – Student Services – Safety and Security
4. First Reading of Policy 6225 – Curriculum, Instruction, and Assessment – Secondary Class Size
5. Approval of Facility Naming Committee
6. Approval of Selective Abandonment Recommendations
7. Approval of Administrator Recommended for Hire
8. Approval of Personnel Actions: Resignation, Recommendation to Hire, Leave of Absence, Contract Amendment
9. Executive Session: Litigation

I. Reports

1. Legislative Update
2. ACT Aspire Summative Assessment 2014-2015 Results
3. STAR Assessment Pilot Results
4. Quarterly Investment Report
5. Quarterly Construction Report – Sampson
6. Quarterly Construction Report – Rockwell

J. Future Agenda Items/Board Calendar

1. Board of Education Meeting on Monday, May 4, 2015 at 6:00 p.m. at the Don Stroh Administration Center
2. Employee Recognition Dinner on Wednesday, May 6, 2015 at the Georgetown Club, 2440 S. 141 Cir. Social at 5:30 p.m. and dinner at 6:00 p.m.

Board Meeting Agenda
 April 20, 2015
 Page 2

3. Committee of the Whole Meeting on Monday, May 11, 2015 at 6:00 p.m. at the Don Stroh Administration Center
 4. Foundation Hall of Fame Banquet on Friday, May 15, 2015 at 6:00 p.m. at Embassy Suites, LaVista
 5. Board of Education Meeting on Monday, May 18, 2015 at 6:00 p.m. at the Don Stroh Administration Center
 6. High School Graduation on Sunday, May 24, 2015 at the Century Link
 MWHS at 1:00 pm, MNHS at 4:00 pm, MSHS at 7:00 pm
 7. Board of Education Meeting on Monday, June 1, 2015 at 6:00 p.m. at the Don Stroh Administration Center
 8. Committee of the Whole Meeting on Monday, June 8, 2015 at 6:00 p.m. at the Don Stroh Administration Center
 9. Board of Education Meeting on Monday, July 6, 2015 at 6:00 p.m. at the Don Stroh Administration Center
 10. Board of Education Meeting on Monday, August 3, 2015 at 6:00 p.m. at the Don Stroh Administration Center
 11. First Day Back to School for Students on Monday, August 10, 2015
 12. Committee of the Whole Meeting on Monday, August 10, 2015 at 6:00 p.m. at the Don Stroh Administration Center
 13. Board of Education Meeting on Monday, August 17, 2015 at 6:00 p.m. at the Don Stroh Administration Center
- K. Public Comments - This is the proper time for public questions and comments on any topic. Please make sure a request form is given to the Board President before the meeting begins.
- L. Adjournment:

All items indicated by an asterisk (*) will comprise the Consent Agenda and may be acted on in a single motion. Items may be deleted from the Consent Agenda by request of any board member.

BOARD OF EDUCATION
MILLARD PUBLIC SCHOOLS
OMAHA, NEBRASKA

BOARD MEETING
6:00 P.M.

STROH ADMINISTRATION CENTER
5606 SOUTH 147th STREET
April 20, 2015

ADMINISTRATIVE MEMORANDUM

A. Call to Order

The Public Meeting Act is posted on the wall and available for public inspection

B. Pledge of Allegiance

C. Roll Call

D. Public Comments on agenda items - This is the proper time for public questions and comments on agenda items only. Please make sure a request form is given to the Board President prior to the meeting.

*E.1. Motion by _____, seconded by _____, to approve the Board of Education Minutes, April 6, 2015
(See enclosure.)

*E.2. Motion by _____, seconded by _____, to approve the bills. (See enclosure.)

*E.3. Motion by _____, seconded by _____, to receive the Treasurer's Report and Place on File. (See enclosure.)

F.1. Showcase: Winter Sports – Boys Basketball, Wrestling

F.2. Superintendent's Comments

F.3. Board Comments/Announcements

F.4. Report from Student Representatives

H.1. First Reading of Policy 5000 – Student Services – General Policy Statement

H.2. Motion by _____, seconded by _____, to approve Rule 5400.6 – Student Services – Standards for Student Conduct (See enclosure.)

H.3. First Reading of Policy 5900 – Student Services – Safety and Security

H.4. First Reading of Policy 6225 – Curriculum, Instruction, and Assessment – Secondary Class Size

H.5. Motion by _____, seconded by _____, to approve Paul Meyer, Linda Poole, and Dave Anderson as the Facility Naming committee, appoint Linda Poole as Chairperson of the committee and appoint Nolan Beyer as Administrative Liaison to the committee. (See enclosure.)

H.6. Motion by _____, seconded by _____, that the recommendations of the administration submitted in the Selective Abandonment Reports to the Board at its previous meetings on March 16th and April 6th be approved as submitted (with the modification related to the delay of action and further study related regarding the Middle School HAL Facilitators) and that the administration proceed with further development of the District's FYE16 Budget incorporating such recommendations. (See enclosure.)

H.7. Motion by _____, seconded by _____, to approve Darin C. Kelderlau for Director of Assessment, Research and Evaluation for Millard Public Schools (See enclosure.)

Board Meeting Agenda
 April 20, 2015
 Page 2

H.8. Motion by _____, seconded by _____, to approve Personnel Actions: Resignations, Recommendation to Hire, Leave of Absence, Contract Amendment (See enclosure.)

H.9. Executive Session: Litigation

I. Reports

1. Legislative Update
2. ACT Aspire Summative Assessment 2014-2015 Results
3. STAR Assessment Pilot Results
4. Quarterly Investment Report
5. Quarterly Construction Report – Sampson
6. Quarterly Construction Report - Rockwell

J. Future Agenda Items/Board Calendar

1. Board of Education Meeting on Monday, May 4, 2015 at 6:00 p.m. at the Don Stroh Administration Center
2. Employee Recognition Dinner on Wednesday, May 6, 2015 at the Georgetown Club, 2440 S. 141 Cir. Social at 5:30 p.m. and dinner at 6:00 p.m.
3. Committee of the Whole Meeting on Monday, May 11, 2015 at 6:00 p.m. at the Don Stroh Administration Center
4. Foundation Hall of Fame Banquet on Friday, May 15, 2015 at 6:00 p.m. at Embassy Suites, LaVista
5. Board of Education Meeting on Monday, May 18, 2015 at 6:00 p.m. at the Don Stroh Administration Center
6. High School Graduation on Sunday, May 24, 2015 at the Century Link
 MWHS at 1:00 pm, MNHS at 4:00 pm, MSHS at 7:00 pm
7. Board of Education Meeting on Monday, June 1, 2015 at 6:00 p.m. at the Don Stroh Administration Center
8. Committee of the Whole Meeting on Monday, June 8, 2015 at 6:00 p.m. at the Don Stroh Administration Center
9. Board of Education Meeting on Monday, July 6, 2015 at 6:00 p.m. at the Don Stroh Administration Center
10. Board of Education Meeting on Monday, August 3, 2015 at 6:00 p.m. at the Don Stroh Administration Center
11. First Day Back to School for Students on Monday, August 10, 2015
12. Committee of the Whole Meeting on Monday, August 10, 2015 at 6:00 p.m. at the Don Stroh Administration Center
13. Board of Education Meeting on Monday, August 17, 2015 at 6:00 p.m. at the Don Stroh Administration Center

K. Public Comments - This is the proper time for public questions and comments on any topic. Please make sure a request form is given to the Board President before the meeting begins.

L. Adjournment

All items indicated by an asterisk (*) will comprise the Consent Agenda and may be acted on in a single motion. Items may be deleted from the Consent Agenda by request of any board member.

MILLARD PUBLIC SCHOOLS
SCHOOL DISTRICT NO. 17

A meeting of the Board of Education of the School District No. 17, in the County of Douglas in the State of Nebraska was convened in open and public session at 6:00 p.m., Monday, April 6, 2015, at the Don Stroh Administration Center, 5606 South 147th Street.

Notice of this meeting was given in advance thereof by publication in the Daily Record on Friday, April 3, 2015; a copy of the publication is being attached to these minutes. Notice of this meeting was given to all members of the Board of Education and a copy of their Acknowledgment of Receipt of Notice and the agenda are attached to these minutes. Availability of the agenda was communicated in advance notice and in the notice of the Board of Education of this meeting. All proceedings hereafter shown were taken while the convened meeting was open to the attendance of the public.

President, Pat Ricketts, announced that the open meetings laws are posted and available for public inspection. Mr. Ricketts asked everyone to join in the Pledge of Allegiance.

Roll call was taken: Mr. Pate, Mr. Anderson, Mr. Ricketts, Mrs. Poole, Mr. Kennedy and Mr. Meyer were present.

Awards were presented to Employees of the Month, Gina Wiitanen, Math Interventionist at Sandoz Elementary and Dennis Bouckhuys, carpenter for Millard Public Schools.

Pat Ricketts announced the proper time for public questions and comments on agenda items only. Mr. Ricketts received several requests to speak on agenda items. Mr. Ricketts called Millard parent, Ann Leever of 923 N. 148th St. to the podium to speak. Mrs. Leever spoke regarding 4th grade strings. Mr. Ricketts called student, Beth Shavlik of 13447 Valley St. to the podium to speak. Miss Shavlik voiced her concerns regarding selective abandonment of 4th grade strings. Mr. Ricketts called John Thomsen with Nebraska Association for Gifted to the podium to speak. Mr. Thomsen encouraged the Board not to abandon Middle School HAL Facilitators. Mr. Ricketts called Larry Uebner with Omaha Sister Cities Association to the podium to speak. Mr. Uebner spoke concerning the selective abandonment of the Japanese classes. Mr. Ricketts called student, Cari Guthrie of 5116 S. 194th Ave. to the podium to speak. Miss Guthrie requested that the HAL program remain as is. Mr. Ricketts called Millard parent, Joyce Dornbier of 19258 Orchard Ave. to the podium to speak. Mrs. Dornbier requested the middle school HAL program keep their facilitators. Matt Johnson, parent, and Sydney Johnson, student, of 16031 Decatur St. both spoke regarding the elimination of HAL facilitators at the middle school level. Kerry Petermann of 15526 Windsor Drive was called to the podium to speak. Mrs. Petermann discouraged budget cuts from the HAL program. Julie Shaner of 24418 Mason St. also requested that the HAL facilitators be retained.

Motion was made by Mike Kennedy, seconded by Linda Poole, to approve the Board of Education Minutes from March 16, 2015, approve the bills and receive the treasurer's report and place on file. Voting in favor of said motion was: Mr. Kennedy, Mr. Meyer, Mr. Pate, Mr. Anderson, Mr. Ricketts and Mrs. Poole. Voting against were: None. Motion carried.

Superintendent's Comments:

1. Dr. Sutfin reminded everyone that there will be no Committee meeting on Monday, April 13.
2. As soon as he has information on the Hall of Fame Banquet and the Foundation Golf Tournament, Dr. Sutfin will forward it to the Board members.
3. Aldrich Elementary PTO has donated \$10,000 toward the Millard iPad drive.
4. Senator Kate Sullivan has a list of multiple areas she would like the Learning Community Superintendents to further study. This list includes housing areas, transportation and other items not directly related to schools.

Board Comments:

Mike Kennedy: Mr. Kennedy wanted the audience to know that MPS is in the situation of having to make budget cuts because of the unicameral in Lincoln. He said we are a low-spending district, we pay high taxes, but the cuts in state school aid have hurt our budget. He said the cuts have to come from somewhere and that is why Millard is going through the Selective Abandonment process.

Board of Education Minutes
 April 6, 2015
 Page 2

Linda Poole: Mrs. Poole thanked the people in the audience for coming to the Board meeting. She explained that MPS has been making cuts and changes over the years that haven't been seen. We are now at the point where bigger cuts need to be made. Mrs. Poole also said that the cut in state aid has driven us to this point. She encouraged everyone to attend Legislative Sessions and lobby the Senators in Lincoln.

Dave Anderson: Dave Anderson attended the NASB meeting in Lincoln where there was discussion concerning Legislature. He said the organization is in support of LB343. Mr. Anderson said he does not understand where Senator Sullivan is going with her requests for further study from the Learning Community Superintendents. Mr. Anderson addressed those people in the audience that spoke in regard to the Selective Abandonment process and said he realizes their passion.

Mike Pate: Mr. Pate apologized for being out of town during the last two Board meetings and missing some of the Selective Abandonment process. Mr. Pate attended a recent MABE meeting and gave the Board an update of what is taking place in other school districts. He also talked about the Learning Community, stating that when the Learning Community was formed there was no input from the voters, school districts or the communities. This was bad public policy. He stated that the Learning Community needs to go.

Pat Ricketts: Mr. Ricketts thanked Mike Pate for his time on the Learning Community Board. He also directed comments to the audience regarding the Selective Abandonment process and said he appreciates their concerns and the decisions being made have been very difficult. Unless things change regarding state aid, the cuts in budget will happen each year.

Libby Baxter, student representative from Millard North High School, Jordan Newsom, student representative from Millard South High School and Kellie Ecklund, student representative from Millard West High School reported on the academic and athletic activities at their respective schools.

New Business:

Motion by Dave Anderson, seconded by Mike Kennedy, that the Project SEARCH Program be approved and the Associate Superintendent for Educational Services be authorized and directed to execute any and all documents related to this program. *Dr. Feldhausen said this was the first time MPS has been involved with this program. A student from the YAP participated in the program this year and has grown from the experience.* Voting in favor of said motion was: Mr. Anderson, Mr. Ricketts, Mrs. Poole, Mr. Kennedy, Mr. Meyer and Mr. Pate. Voting against was: None. Motion carried.

Motion by Linda Poole, seconded by Paul Meyer, that the contract for the Central Middle School Lighting Project be awarded to Superior Lighting in the amount of \$429,975 and that the Associate Superintendent for General Administration be authorized to execute any and all documents related to such project. Andy Lang with Morrissey Engineering was available to address questions and comments from the Board members. *Mrs. Poole pointed out that this project is \$370,000 under budget. Mr. Lang explained that the budget was set from a walk through in 2011. Throughout the last five years when a fixture burned out, maintenance has been upgrading them to T8. Therefore, several of the fixtures did not need to be upgraded again. Mr. Anderson let the audience know that the approval of this project and the large sum of money is actually coming from bond money and not the general fund.* Voting in favor of said motion was: Mrs. Poole, Mr. Kennedy, Mr. Meyer Mr. Pate, Mr. Anderson and Mr. Ricketts. Voting against was: None. Motion carried.

Motion by Linda Poole, seconded by Paul Meyer, that the contract for the Millard North High School Weight Room Project be awarded to Lund-Ross Constructors in the amount of \$199,900 (with such amount including the Base Bid only) and that the Associate Superintendent for General Administration be authorized to execute any and all documents

Board of Education Minutes
 April 6, 2015
 Page 3

related to such project. Kevin Schluckebier with BCDM Architects was available to address questions and comments from the Board members. *Ken Fossen explained that the money for this project is part of a donation made for turf on the baseball field. He said we needed to meet some Title IX requirements in terms of female athletes having the same opportunities as the male athletes.* Voting in favor of said motion was: Mr. Meyer, Mr. Pate, Mr. Anderson, Mr. Ricketts, Mrs. Poole and Mr. Kennedy. Voting against was: None. Motion carried.

Motion by Dave Anderson and seconded by Linda Poole to approve Personnel Actions: Resignations: Josh Hennagir, Emily C. Barla, Andrea Carson, Donna R. Richards, Mikhala Fehringer, Katelyn S. Meyer, Jason T. Hinze, Dana M. Martin, Travis Worm, Nicholas Schram, Tami Williams, Tanya R. Murray, Kelsey Pratt; Recommendations to Hire for the 2015/2016 School Year: Richard A. Bancke, Matthew E. Starks, Emily C. Kurz, Janessa A. Swink, Melanie N. Crisman, Loretta A. Wegener, Erin Y. Maguire, Sarah A. Kunkle, Amy M. Timmerman; Leave of Absence: Paul Schulte; Contract Amendment: Lacey M. Eddy, Kristin L. McKenney, Amy S. Kaup, Meredith J. Williams; Cancellation of Contract: Bryan M. Black. *Linda Poole wished Dr. Tami Williams well at UNO and thanked her for all she has done in her years of service at MPS.* Voting in favor of said motion was: Mr. Pate, Mr. Anderson, Mr. Ricketts, Mrs. Poole, Mr. Kennedy and Mr. Meyer. Voting against was: None. Motion carried.

Reports:

Enrollment Report: Dr. Tami Williams stated that we have had nine graduates since last month. Linda Poole inquired about class sizes for next school year. Kevin Chick said at this time, it looks like the numbers will remain stable. Over the last 5 years, class numbers have been pushed up and now we do not want them to go any higher. Pat Ricketts stated that also in the last 5 years, we have grown by 900 students and we have 18 fewer teachers. Dr. Sutfin mentioned that we have 40 students on the wait list for open enrollment. These students will be offered open spots in other schools in MPS as the north side of the district is full.

Legislative Report: Nolan Beyer said that tomorrow is day 58 of the 90 day legislative session. The session will finish in the first week of June. Speaker Hadley was very firm with the body last week and explained to them that they have over 60 priority bills that have not reached the agenda and there is a lot of work to be done yet. Mr. Beyer stated that LB343 was voted out of Committee 5 to 3 and that Senator Hadley has placed it on the agenda. He is not for sure if it will come up yet this week. Linda Poole said kudos to Dr. Sutfin for coming up with this bill and to Senator Kolowski for agreeing to make LB343 his priority bill. Mr. Beyer said he feels good about the progression of the bill, but also said we need to remain optimistic and cautious. He said that when it hits the floor, we don't know where it will go. Pat Ricketts stated he is standing firm that if Senator Sullivan does not take the Superintendent's report as a whole, then he is taking a stand to eliminate the Learning Community.

Post Graduate College Enrollment and Completion Report: Dr. Mark Feldhausen shared that 84% of Millard graduates attend college out of high school as compared to the Nebraska College-going rate of 76%. He also said this report is different from those in the past. We no longer purchase the information from the student clearing house, but are now relying on a report provided by NDE for a savings of three to five thousand dollars a year.

Selective Abandonment Report – Overview: Ken Fossen reminded everyone of the March 16th Board meeting where seven Selective Abandonment reports were presented. More reports were scheduled for this meeting. This presentation was a reminder of the Selective Abandonment process and what has transpired since the project began.

Selective Abandonment Report – Substitute Utilization: Kevin Chick said that substitute utilization at all 35 buildings as well as the District departments were analyzed in the area of professional development. Data was analyzed over a period of three years. Substitute utilization in our District has been on the rise in recent years. One possible reason for this is the lengthening of the school day three years ago. There is not as much time for teacher training before and after school and this has led to more

substitute utilization to ensure that all needed and required training is taking place. This caused some buildings to look for times during the student day when effective trainings could occur and substitutes would be provided. Sub utilization at the building level has been increasing over the years as well because of increased sub days for teachers attending RTI + I, curriculum implementation, data retreats, and assessment planning. Mr. Chick stated that buildings do an effective job of providing some of this training and curriculum work during the school day during common planning periods, utilization of staff development days and utilizing current staff to cover for each other. It was recommended that MPS reduce 10% of the substitute utilization at all 35 buildings as well as District departments related to staff development and curriculum writing. The estimated cost savings of this reduction would total \$75,449.

Selective Abandonment Report – High School Small Class Size Courses: Dr. Mark Feldhausen reported that a three year analysis of high school course enrollments found that there were sixty-two courses with enrollments of 15 or fewer for three consecutive years taught at the three high schools. In addition, there were fifty-eight courses that had an enrollment of 15 or fewer in two of the three consecutive years and eighty-five that had low enrollments for one of the three years studied. The courses and/or programs of study that consistently indicate that small class sizes are an issue include, but are not limited to, Computer Science, Industrial Technology, and World Languages--French and German.

The Administration made the following recommendations:

1. That Policy and Rule be presented to the Board of Education that ensures that Small Class Sizes will be examined on a yearly basis and reported to the Board with recommendations for action that might include, but not be limited to, course cancellation, combination, or continuation,
2. That said recommendations be incorporated into the High School Curriculum Handbook and provide buildings parameters for student scheduling for the following academic year,
3. That a minimum number of fourteen (14) students per section be created to guide high school principals and registrars in creating student schedules,
4. That the areas of Computer Science, Industrial Technology, and the World Languages of French and German, as well as others that may be revealed from the data, be studied during the 2015-2016 school year with possible recommendations for program modifications for the 2016-2017 school year. These areas of study may be impacted by other Selective Abandonment recommendations, and
5. That the bond additions at MWS and MSHS for Industrial Technology be postponed until such time as a study on class configuration and program structure be completed.

There would be no cost savings at this time.

Selective Abandonment Report – 4th Grade Strings: Dr. Mark Feldhausen's report on 4th grade strings showed an enrollment history from 2011- 2015, that was derived from Infinite Campus. Dr. Feldhausen reported the staffing costs for the District's instrumental music program which includes band and orchestra/strings. A recommendation was made to reduce elementary 4th grade strings to 3.0 FTE and to implement the new proposed schedule for the 4th grade strings program. The estimated cost savings of this reduction would total \$229,248.

Selective Abandonment Report – Middle School Montessori Program: Dr. Mark Feldhausen gave a description of the Montessori program and the length of time it has been in existence. This is limited to the program being held at Central Middle School. He stated that the enrollment numbers have been improving over the last few years. The number of students is already in place for 2015-2016 school year with an incoming group of 27 students in 6th grade. From 6th to 7th grade, there will be 24 students and 20 students from 7th to 8th grade. The recommendation at this time is to continue the Middle School Montessori program for the 2015-2016 school year, that the program facilities be reviewed in anticipation of increased enrollments at CMS, that the program's design and grade level configuration be reviewed to maximize enrollment, student opportunities, and facility concerns and that the program and its status be review in 2015-2016. There would be no cost savings for 2015-2016.

Board of Education Minutes
 April 6, 2015
 Page 5

Selective Abandonment Report – Middle School HAL Facilitators: Dr. Mark Feldhausen explained that there are three components to the High Ability Program.

1. *District Level Service* consists of programs and curriculum that are offered to students in all buildings, namely seminars and curriculum units in language arts. Seminar topic may change from year to year depending on availability of resources and content area expertise.
2. *Building Level Service* consists of programs offered to students at the building level. These can include clubs, contests and competitions. These opportunities may vary per middle school.
3. *Classroom Level Service* is provided in the classroom in a mixed environment. Differentiation is an approach to planning and teaching that addresses the needs of all learners. Differentiation involves varied approaches to curriculum, instruction and assessment. Educators adapt content (what is taught), process (how it is taught), and product (what the student does) to the unique learning needs, readiness, interest and learning style of each student.

Dr. Feldhausen said his goal is to retain as much of this program as possible. There are 3.5 FTE Middle School HAL facilitators. Three facilitators are split between six buildings. At each building, .5 FTE is paid for by the District. Kiewit chooses to use points from their building to pay for an additional .5 FTE. This makes their HAL position full time. Kiewit may retain their .5 position from points if they choose. Linda Poole asked if other Middle Schools could spend points on HAL. Kevin Chick explained that each year buildings are staffed with those points based on the number of staff they currently have as well as the enrollment at that building. He said typically buildings make the choice to spend points on a HAL facilitator or it could be in another area. They work with their building school improvement team to prioritize the needs of the building. Dave Anderson stated that the buildings should continue to make the decisions and have the flexibility on how to spend their points.

The Administration recommended to the Board that the District provided Middle School High Ability Learner Facilitators 3.0 FTE be eliminated with the completion of the 2014-2015 school year and that the Office of Secondary Education work with the six middle schools to make program adjustment for the 2015-2016 school year. With the elimination of the 3.0 FTE program facilitators, savings would equal \$229,248.

Dr. Feldhausen stated that the current HAL population is at 1254. Mr. Pate said the programs offered are great in Millard and he would hate to see us jeopardize the integrity of the program by reducing the HAL facilitators. He said he is not comfortable removing the program at this time. Mr. Kennedy stated that removing the facilitators will change the quality of the program and that we need to study this cut a little closer. Mr. Kennedy and Mr. Pate both said they are not in favor of cutting this program at this time.

Dr. Sutfin said the purpose of the Selective Abandonment is to examine the worth and value of everything that we do and what he heard the Board saying was "This one we want to keep." He told the Board members it is their roll to tell us what they want. Dr. Sutfin said we will make the adjustment. Linda Poole said she is not ready to decide on the HAL program until she knows where else the \$230,000 cut will be coming from.

Pat Ricketts clarified to the audience that through this whole process, Selective Abandonment has been brought to us through reports. We have had open dialogue so the Administration can hear which way we are leaning and where our thoughts are at as a Board. Selective Abandonment will be brought back to the board as recommendations and the Board will vote yes or no based on the reports that were presented. What we have been going through since August will be a culmination of the process for the first year.

Mr. Ricketts reminded the Board of future agenda items and said it was the proper time for public questions and comments. There were none in front of him. Mr. Ricketts adjourned the meeting at 9:30 p.m.

Board of Education Minutes

April 6, 2015

Page 6

Future Agenda Items/Board Calendar:

1. Board of Education Meeting on Monday, April 20, 2015 at 6:00 p.m. at the Don Stroh Administration Center
2. Board of Education Meeting on Monday, May 4, 2015 at 6:00 p.m. at the Don Stroh Administration Center
3. Employee Recognition Dinner on Wednesday, May 6, 2015 at the Georgetown Club, 2440 S. 141 Circle. Social at 5:30 p.m. and dinner at 6:00 p.m.
4. Committee of the Whole Meeting on Monday, May 11, 2015 at 6:00 p.m. at the Don Stroh Administration Center
5. Foundation Hall of Fame Banquet on Friday, May 15, 2015 at 6:00 p.m. at Embassy Suites, LaVista
6. Board of Education Meeting on Monday, May 18, 2015 at 6:00 p.m. at the Don Stroh Administration Center
7. High School Graduation on Sunday, May 24, 2015 at the Century Link
MWHS at 1:00 pm, MNHS at 4:00 pm, MSHS at 7:00 pm
8. Board of Education Meeting on Monday, June 1, 2015 at 6:00 p.m. at the Don Stroh Administration Center
9. Committee of the Whole Meeting on Monday, June 8, 2015 at 6:00 p.m. at the Don Stroh Administration Center
10. Board of Education Meeting on Monday, July 6, 2015 at 6:00 p.m. at the Don Stroh Administration Center
11. Board of Education Meeting on Monday, August 3, 2015 at 6:00 p.m. at the Don Stroh Administration Center
12. First Day Back to School for Students on Monday, August 10, 2015
13. Committee of the Whole Meeting on Monday, August 10, 2015 at 6:00 p.m. at the Don Stroh Administration Center
14. Board of Education Meeting on Monday, August 17, 2015 at 6:00 p.m. at the Don Stroh Administration Center



Secretary, Dave Anderson

Millard Public Schools

April 20, 2015

Millard Public Schools Check Register Prepared for the Board Meeting for Apr 20, 2015

Fund	Check Number	Check Date	Vendor Number	Vendor Name	Transaction Amount
01	422198	04/02/2015	011651	AMERICAN EXPRESS	\$1,339.14
	422199	04/02/2015	132607	BLAIR COMMUNITY SCHOOLS	\$100.00
	422200	04/02/2015	108436	COX COMMUNICATIONS INC	\$10,805.58
	422201	04/02/2015	132625	NE SPEECH COMMUNICATION & THEATRE	\$270.00
	422202	04/02/2015	131615	RUSSELL MIDDLE SCHOOL	\$187.50
	422203	04/02/2015	081630	SAMS CLUB DIRECT	\$243.32
	422204	04/02/2015	098765	SECURITY BENEFIT LIFE INS CO	\$81.74
	422205	04/02/2015	107354	STEPHEN W. VENTEICHER	\$100.00
	422207	04/09/2015	138030	NATIONAL INDIVIDUAL EVENTS	\$1,300.00
	422210	04/09/2015	068840	UNIVERSITY OF NEBRASKA AT OMAHA	\$60.00
	422211	04/09/2015	068834	UNIVERSITY OF NEBRASKA-LINCOLN	\$70.00
	422212	04/09/2015	140704	URBAN SUPERINTENDENTS ASSN AMERICA	\$425.00
	422213	04/09/2015	090630	US POSTMASTER	\$98.00
	422214	04/09/2015	107354	STEPHEN W. VENTEICHER	\$100.00
	422215	04/09/2015	135863	RUDOLPH A VLCEK III	\$131.25
	422232	04/20/2015	010809	AIRCAD INC	\$261.00
	422233	04/20/2015	140391	ALLY FINANCIAL INC	\$394.00
	422235	04/20/2015	102430	AMI GROUP INC	\$585.00
	422237	04/20/2015	136956	RAYMOND J SAVARD	\$3,000.00
	422238	04/20/2015	100301	BELLEVUE EAST HIGH SCHOOL	\$80.00
	422239	04/20/2015	139432	BENTLEY BENSON	\$27.79
	422240	04/20/2015	019111	BISHOP BUSINESS EQUIPMENT	\$29,379.36
	422241	04/20/2015	020800	JANET BUTLER	\$49.95
	422242	04/20/2015	133246	RALPH CAREY	\$313.03
	422243	04/20/2015	106836	KEVIN J CHICK	\$143.82
	422244	04/20/2015	134728	DOUGLAS CHURCHILL	\$18.65
	422247	04/20/2015	108436	COX COMMUNICATIONS INC	\$78.89
	422248	04/20/2015	108436	COX COMMUNICATIONS INC	\$19.28

Millard Public Schools Check Register Prepared for the Board Meeting for Apr 20, 2015

Fund	Check Number	Check Date	Vendor Number	Vendor Name	Transaction Amount
01	422249	04/20/2015	108436	COX COMMUNICATIONS INC	\$41.16
	422250	04/20/2015	106893	WICHITA WATER CONDITIONING INC	\$75.26
	422251	04/20/2015	132919	TERRY DISCHLER	\$75.00
	422253	04/20/2015	130373	ELIZABETH ENGELBART	\$135.38
	422254	04/20/2015	040450	FEDERAL EXPRESS	\$41.76
	422255	04/20/2015	131636	LAURIE FITZPATRICK	\$32.96
	422256	04/20/2015	138221	TRACI GEMBERLING	\$150.00
	422257	04/20/2015	135809	JUDITH GLESNE	\$365.77
	422258	04/20/2015	044891	GOPHER	\$8.95
	422259	04/20/2015	139597	MANDIE HAMAKER	\$53.48
	422260	04/20/2015	107600	MARTI HARRIS	\$482.39
	422261	04/20/2015	140723	RHEA HEDSTROM	\$55.00
	422263	04/20/2015	134503	JENNIFER A GRIFFIN-MANGAN	\$46.40
	422264	04/20/2015	108180	NEBRASKA HUMANITIES COUNCIL	\$50.00
	422265	04/20/2015	130283	KARA HUTTON	\$9.54
	422266	04/20/2015	133397	HY-VEE INC	\$1,253.15
	422267	04/20/2015	049851	HY-VEE INC	\$1,109.37
	422268	04/20/2015	049850	HY-VEE INC	\$9.86
	422269	04/20/2015	140724	KILEY JAGELS	\$322.68
	422270	04/20/2015	054630	JOHNSTONE SUPPLY	\$817.52
	422271	04/20/2015	132265	CATHERINE KEISER	\$100.00
	422272	04/20/2015	139214	ALICIA KETCHAM	\$98.41
	422273	04/20/2015	134941	LISA KLOSNER	\$33.26
	422275	04/20/2015	134864	BRIDGET KOWAL	\$83.09
	422277	04/20/2015	059560	MATHESON TRI-GAS INC	\$101.00
	422279	04/20/2015	066010	MONEY HANDLING MACHINES, INC.	\$314.00
	422280	04/20/2015	139021	LON MULLER	\$7.50
	422281	04/20/2015	068343	NEBRASKA ASSN OF SCHOOL BOARDS	\$110.00

Millard Public Schools Check Register Prepared for the Board Meeting for Apr 20, 2015

Fund	Check Number	Check Date	Vendor Number	Vendor Name	Transaction Amount
01	422282	04/20/2015	134985	DOREEN NELSON	\$39.74
	422285	04/20/2015	138288	PAPIO TRANSPORT SCHOOL SERVICE INC	\$12,250.00
	422286	04/20/2015	140725	RONALD PECHA	\$7.50
	422287	04/20/2015	140542	KELSEY PETERSON	\$57.34
	422288	04/20/2015	078420	RAWSON & SONS ROOFING, INC.	\$9,390.00
	422289	04/20/2015	137631	JOY ROONEY	\$89.50
	422290	04/20/2015	079450	ROTARY CLUB OF MILLARD-OMAHA	\$0.00
	422291	04/20/2015	083188	SHIFFLER EQUIPMENT SALES, INC.	\$904.36
	422292	04/20/2015	139430	KARLA SULLIVAN	\$33.83
	422293	04/20/2015	136337	BROOKE THEIS	\$38.31
	422294	04/20/2015	140178	HEIDI THOMSEN	\$408.00
	422295	04/20/2015	130763	BARBARA TOEWS	\$46.77
	422296	04/20/2015	140179	ANGELA ULNESS	\$259.59
	422297	04/20/2015	090242	UNITED PARCEL SERVICE	\$194.19
	422298	04/20/2015	135660	CAMI WARNEKE	\$76.43
	422299	04/20/2015	139703	CHERI WILSON	\$99.05
	422300	04/20/2015	096200	YOUNG & WHITE	\$14,208.95
01 - Total					\$93,748.75
02	24949	04/20/2015	135057	KATHERINE BOYLE	\$38.18
	24950	04/20/2015	140374	JENNIFER SWAN	\$15,680.00
	24951	04/20/2015	106893	WICHITA WATER CONDITIONING INC	\$3.34
	24952	04/20/2015	140164	SHEA DELANIE	\$69.50
	24953	04/20/2015	140665	TISHEONA D ELLIS	\$41.70
	24954	04/20/2015	137890	JARED A GARDNER	\$72.98
	24955	04/20/2015	135983	ENCORE ONE LLC	\$11,460.22
	24956	04/20/2015	140452	JOSHUA HARVIE	\$72.98
	24957	04/20/2015	010280	SAMUEL A PULLEN INC	\$61.00
	24958	04/20/2015	139422	TYLER JOHNSON	\$83.40

Millard Public Schools Check Register Prepared for the Board Meeting for Apr 20, 2015

Fund	Check Number	Check Date	Vendor Number	Vendor Name	Transaction Amount
02	24959	04/20/2015	137162	TAYLOR M KIM	\$104.25
	24960	04/20/2015	131397	LOWE'S HOME CENTERS INC	\$14.40
	24961	04/20/2015	138824	TRAYTAISA S MAYFIELD	\$62.55
	24962	04/20/2015	139053	ALLYSSA M MERRITT	\$62.55
	24963	04/20/2015	136279	MILLARD PUBLIC SCHOOL CLEARING ACCT	\$217.05
	24964	04/20/2015	139861	ALYSSA C MOWERY	\$72.98
	24965	04/20/2015	140453	ARNOLDO MUNIZ	\$93.83
	24966	04/20/2015	137786	SOPHIA O NICHOLS	\$72.98
	24967	04/20/2015	139832	PAMELA OSTERMAN	\$16.10
	24968	04/20/2015	102445	EDRIE PEARCE	\$213.32
	24969	04/20/2015	138825	ASHLEY M PETERS	\$104.25
	24970	04/20/2015	139863	ELIZABETH E PFISTER	\$64.29
	24971	04/20/2015	131835	PRAIRIE MECHANICAL CORP	\$495.35
	24972	04/20/2015	138867	BRANDI R WASHINGTON	\$72.98
	24973	04/20/2015	137785	BRET A WATSON	\$93.83
	24974	04/20/2015	139374	CLAYTON DEAN WEDERQUIST	\$22.59
	24975	04/20/2015	137672	CARLY J WHITE	\$111.20
	24976	04/20/2015	139865	JASMINE R WRIGHT	\$93.83
02 - Total					\$29,571.63
07	422283	04/20/2015	135068	OK ELECTRIC CO INC	\$58,946.00
07 - Total					\$58,946.00
11	422209	04/09/2015	081630	SAMS CLUB DIRECT	\$82.51
	422234	04/20/2015	137609	NOVA RDH INC	\$127.22
	422236	04/20/2015	012896	NANCY ANDERSON	\$48.64
	422246	04/20/2015	025197	CITY OF OMAHA	\$49.00
	422252	04/20/2015	037525	EDUCATIONAL SERVICE UNIT #3	\$1,564.00
	422262	04/20/2015	139314	KELLI HELLER	\$80.93
	422276	04/20/2015	134391	MAUREEN KUCH	\$79.07

Millard Public Schools Check Register Prepared for the Board Meeting for Apr 20, 2015

Fund	Check Number	Check Date	Vendor Number	Vendor Name	Transaction Amount
11	422278	04/20/2015	135854	YOLANDA MARTIN	\$91.36
	422301	04/20/2015	135647	LACHELLE ZUHLKE	\$29.46
11 - Total					\$2,152.19
50	422206	04/09/2015	135411	BRUCE B JUNEK	\$625.00
	422208	04/09/2015	134051	OMAHA SYMPHONY	\$244.00
	422245	04/20/2015	140722	KOURTLIN L CHURCHMAN	\$250.00
	422274	04/20/2015	140527	LINDSAY KOLTAS	\$306.00
50 - Total					\$1,425.00
99	422206	04/09/2015	135411	BRUCE B JUNEK	(\$25.00)
99 - Total					(\$25.00)
Overall - Total					\$185,818.57

Current Cash Balance

Sorted by Site ID, Group ID, Activity ID; Filtered by Site:
From 02/01/2015 to 02/28/2015.

Site ID Group ID	Site Name Group Name	Activity ID	Activity Name	Beginning Cash	Receipts	Disbursements	Adjustments	Cash Balance
DSAC	Don Stroh Administration Center							
A	ACTIVITY GENERAL							
	1010	General Admin		146,211.88	11.79	0.00	-103.80	146,119.87
	1025	Savings		317.49	0.00	0.00	0.00	317.49
	1030	Staff Vending		7,538.19	0.00	397.00	0.00	7,141.19
	A	Totals:		154,067.56	11.79	397.00	-103.80	153,578.55
E	ADMINISTRATIVE CUSTODIAL							
	5005	Activity Express		88,355.84	3,605.00	2,395.90	0.00	89,564.94
	5011	Creative Cottage Crafts		1,866.05	866.25	805.07	103.80	2,031.03
	5060	Hospitality		4.59	0.00	0.00	0.00	4.59
	5062	Ed Services Hospitality		198.87	0.00	47.45	0.00	151.42
	5080	Media		0.00	0.00	0.00	0.00	0.00
	5081	MPS App		0.00	0.00	0.00	0.00	0.00
	5096	MPS Activities Calendar		25,642.91	0.00	0.00	0.00	25,642.91
	5098	NFUSSD		0.00	0.00	0.00	0.00	0.00
	5110	Other Student Activities		0.00	0.00	0.00	0.00	0.00
	5140	PayBac		0.00	0.00	0.00	0.00	0.00
	5165	Logo Sales		923.43	0.00	0.00	0.00	923.43
	5176	Student Showcase		60.00	0.00	0.00	0.00	60.00
	5177	Staff Development		0.00	0.00	0.00	0.00	0.00
	5178	STOP Hunger		4.84	0.00	0.00	0.00	4.84
	5225	WF Student Donation		5,660.18	0.00	0.00	0.00	5,660.18
	5250	Instrument Rental		40,289.00	450.00	0.00	0.00	40,739.00
	5255	South Swim Lessons		1,200.00	0.00	0.00	0.00	1,200.00
	5260	North Swim Lessons		0.00	0.00	0.00	0.00	0.00
	5265	West Swim Lessons		1,280.00	0.00	0.00	0.00	1,280.00
	5270	North Open Swim		0.00	0.00	0.00	0.00	0.00
	5275	West Open Swim		2,887.00	0.00	0.00	0.00	2,887.00
	5280	South Open Swim		1,527.00	0.00	0.00	0.00	1,527.00
	5285	Maintenance Vending		445.12	0.00	0.00	0.00	445.12
	5290	Tech Vending		1,801.20	0.00	22.76	0.00	1,778.44
	5295	Facility Use Rental Fee		-57,088.50	11,182.00	0.00	0.00	-45,906.50
	5300	Facility Use Building Access		14,432.00	4,145.50	0.00	0.00	18,577.50
	5305	Facility Use Staffing		5,256.79	3,603.50	0.00	0.00	8,860.29
	5310	Check Collection		483.15	22.75	0.00	0.00	505.90
	E	Totals:		135,229.47	23,875.00	3,271.18	103.80	155,937.09
Q	STUDENT FEE FUND							
	7195	HAL Field Trips		1,555.70	415.00	901.80	0.00	1,068.90
	Q	Totals:		1,555.70	415.00	901.80	0.00	1,068.90
	DSAC	Totals:		290,852.73	24,301.79	4,569.98	0.00	310,584.54
	Report Totals:			290,852.73	24,301.79	4,569.98	0.00	310,584.54

Current Cash Balance

Sorted by Site ID, Group ID, Activity ID; Filtered by Site,
From 02/01/2015 to 02/28/2015.

Site ID Group ID	Site Name Group Name	Activity ID	Activity Name	Beginning Cash	Receipts	Disbursements	Adjustments	Cash Balance
Abbott	Abbott Elementary							
A	ACTIVITY GENERAL							
	1010		General Admin	22,670.09	3,581.85	1,893.40	0.00	24,358.54
	1020		Volunteers-General	613.06	36.00	0.00	0.00	649.06
	1030		Staff Vending	471.12	0.00	0.00	0.00	471.12
	A	Totals:		23,754.27	3,617.85	1,893.40	0.00	25,478.72
D	CLUBS AND ORGANIZATIONS							
	4040		Art	0.00	0.00	0.00	0.00	0.00
	4230		Environmental Club	0.00	0.00	0.00	0.00	0.00
	4440		Leadership Club	0.00	0.00	0.00	0.00	0.00
	4500		Music	0.00	0.00	0.00	0.00	0.00
	4540		Other Clubs	0.00	0.00	0.00	0.00	0.00
	4580		Reading	0.00	0.00	0.00	0.00	0.00
	4620		Safety Patrol	0.00	0.00	0.00	0.00	0.00
	4660		Spanish Club	0.00	0.00	0.00	0.00	0.00
	4710		Student Council	1,747.73	0.00	1,470.00	0.00	277.73
	4760		World Language	102.48	0.00	0.00	0.00	102.48
	D	Totals:		1,850.21	0.00	1,470.00	0.00	380.21
E	ADMINISTRATIVE CUSTODIAL							
	5040		Fundraising-General	0.00	0.00	0.00	0.00	0.00
	5060		Hospitality	0.00	0.00	0.00	0.00	0.00
	5080		Media	3,995.70	2,211.84	1,215.25	0.00	4,992.29
	5180		Teacher Fund/Grants	604.08	0.00	20.00	0.00	584.08
	E	Totals:		4,599.78	2,211.84	1,235.25	0.00	5,576.37
Q	STUDENT FEE FUND							
	7000		KG Field Trips	-79.22	0.00	0.00	0.00	-79.22
	7010		1st Grade Field Trips	-283.66	0.00	0.00	0.00	-283.66
	7020		2nd Grade Field Trips	-74.76	0.00	0.00	0.00	-74.76
	7030		3rd Grade Field Trips	-58.89	0.00	0.00	0.00	-58.89
	7040		4th Grade Field Trips	-482.59	0.00	0.00	0.00	-482.59
	7050		5th Grade Field Trips	196.33	0.00	490.00	0.00	-293.67
	7900		Field Trips-Other	0.00	0.00	0.00	0.00	0.00
	Q	Totals:		-782.79	0.00	490.00	0.00	-1,272.79
	Abbott	Totals:		29,421.47	5,829.69	5,088.65	0.00	30,162.51
	Report Totals:			29,421.47	5,829.69	5,088.65	0.00	30,162.51

Current Cash Balance

Sorted by Site ID, Group ID, Activity ID; Filtered by Site:
From 02/01/2015 to 02/28/2015.

Site ID	Site Name						
Group ID	Group Name						
Activity ID	Activity Name	Beginning Cash	Receipts	Disbursements	Adjustments	Cash Balance	
Ackerm	Ackerman Elementary						
A	ACTIVITY GENERAL						
1010	General Admin	7,132.10	1,460.41	500.53	0.00	8,091.98	
1030	Staff Vending	174.18	0.00	0.00	0.00	174.18	
	A Totals:	7,306.28	1,460.41	500.53	0.00	8,266.16	
D	CLUBS AND ORGANIZATIONS						
4040	Art	7,193.45	0.00	0.00	0.00	7,193.45	
4070	Birthday Book Club	874.34	0.00	0.00	0.00	874.34	
4140	Choir	0.00	0.00	0.00	0.00	0.00	
4270	Field Day	0.00	0.00	0.00	0.00	0.00	
4580	Reading	1,455.70	820.00	406.80	0.00	1,868.90	
4710	Student Council	958.49	0.00	0.00	0.00	958.49	
4770	Yearbook	702.59	0.00	0.00	0.00	702.59	
	D Totals:	11,184.57	820.00	406.80	0.00	11,597.77	
E	ADMINISTRATIVE CUSTODIAL						
5040	Fundraising-General	312.75	0.00	0.00	0.00	312.75	
5060	Hospitality	0.00	0.00	0.00	0.00	0.00	
5070	Library	4,261.14	1,750.59	3,032.06	0.00	2,979.67	
5110	Other Student Activities	0.00	0.00	0.00	0.00	0.00	
5140	PayBac	351.90	0.00	0.00	0.00	351.90	
5180	Teacher Fund/Grants	457.13	0.00	0.00	0.00	457.13	
	E Totals:	5,382.92	1,750.59	3,032.06	0.00	4,101.45	
Q	STUDENT FEE FUND						
7000	KG Field Trips	-425.13	0.00	0.00	400.00	-25.13	
7010	1st Grade Field Trips	10.22	0.00	0.00	300.00	310.22	
7020	2nd Grade Field Trips	17.62	0.00	0.00	300.00	317.62	
7030	3rd Grade Field Trips	-348.50	0.00	0.00	400.00	51.50	
7040	4th Grade Field Trips	0.00	0.00	0.00	300.00	300.00	
7050	5th Grade Field Trips	28.60	0.00	0.00	400.00	428.60	
7900	Field Trips-Other	0.00	0.00	0.00	0.00	0.00	
	Q Totals:	-717.19	0.00	0.00	2,100.00	1,382.81	
	Ackerma Totals:	23,156.58	4,031.00	3,939.39	2,100.00	25,348.19	
	Report Totals:	23,156.58	4,031.00	3,939.39	2,100.00	25,348.19	

Current Cash Balance

Sorted by Site ID, Group ID, Activity ID; Filtered by Site.
From 02/01/2015 to 02/28/2015.

Site ID Group ID	Site Name Group Name	Activity ID	Activity Name	Beginning Cash	Receipts	Disbursements	Adjustments	Cash Balance
Aldrich	Aldrich Elementary							
A	ACTIVITY GENERAL							
	1010		General Admin	20,649.16	1,941.97	0.00	0.00	22,591.13
	1030		Staff Vending	387.75	0.00	0.00	0.00	387.75
	A	Totals:		21,036.91	1,941.97	0.00	0.00	22,978.88
D	CLUBS AND ORGANIZATIONS							
	4040		Art	0.00	0.00	0.00	0.00	0.00
	4070		Birthday Book Club	1,874.68	50.00	0.00	0.00	1,924.68
	4710		Student Council	4.20	0.00	0.00	0.00	4.20
	D	Totals:		1,878.88	50.00	0.00	0.00	1,928.88
E	ADMINISTRATIVE CUSTODIAL							
	5040		Fundraising-General	0.00	0.00	0.00	0.00	0.00
	5060		Hospitality	0.00	0.00	0.00	0.00	0.00
	5070		Library	933.24	33.61	14.44	0.00	952.41
	E	Totals:		933.24	33.61	14.44	0.00	952.41
Q	STUDENT FEE FUND							
	7000		KG Field Trips	-26.06	0.00	0.00	0.00	-26.06
	7010		1st Grade Field Trips	315.03	0.00	0.00	0.00	315.03
	7020		2nd Grade Field Trips	323.62	0.00	0.00	0.00	323.62
	7030		3rd Grade Field Trips	488.88	0.00	0.00	0.00	488.88
	7040		4th Grade Field Trips	804.00	0.00	0.00	0.00	804.00
	7050		5th Grade Field Trips	-546.50	0.00	0.00	0.00	-546.50
	7900		Field Trips-Other	-2,599.43	0.00	0.00	0.00	-2,599.43
	Q	Totals:		-1,240.46	0.00	0.00	0.00	-1,240.46
	Aldrich	Totals:		22,608.57	2,025.58	14.44	0.00	24,619.71
	Report Totals:			22,608.57	2,025.58	14.44	0.00	24,619.71

Current Cash Balance

Sorted by Site ID, Group ID, Activity ID; Filtered by Site.
From 02/01/2015 to 02/28/2015.

Site ID	Site Name						
Group ID	Group Name						
Activity ID	Activity Name	Beginning Cash	Receipts	Disbursements	Adjustments	Cash Balance	
BlackEl	Black Elk Elementary						
A	ACTIVITY GENERAL						
1010	General Admin	8,704.08	1,469.89	85.91	0.00	10,088.06	
1020	Volunteers-General	30,033.18	684.50	362.53	0.00	30,355.15	
1022	Volunteers - Hospitality	230.00	0.00	0.00	0.00	230.00	
1030	Staff Vending	0.00	0.00	0.00	0.00	0.00	
	A Totals:	38,967.26	2,154.39	448.44	0.00	40,673.21	
D	CLUBS AND ORGANIZATIONS						
4040	Art	1,408.11	0.00	49.83	0.00	1,358.28	
4070	Birthday Book Club	4,610.78	140.00	0.00	0.00	4,750.78	
4140	Choir	3,489.43	0.00	128.00	0.00	3,361.43	
4270	Field Day	1,814.09	0.00	0.00	0.00	1,814.09	
4540	Other Clubs	1,890.46	0.00	0.00	0.00	1,890.46	
4580	Reading	50.65	0.00	0.00	0.00	50.65	
4710	Student Council	2,432.22	357.67	153.74	0.00	2,636.15	
	D Totals:	15,695.74	497.67	331.57	0.00	15,861.84	
E	ADMINISTRATIVE CUSTODIAL						
5040	Fundraising-General	910.42	0.00	0.00	0.00	910.42	
5065	Hospitality-VIP	284.61	105.66	161.78	0.00	228.49	
5080	Media	6,473.68	0.00	29.15	0.00	6,444.53	
5100	Other Adm Custodial	447.00	0.00	0.00	0.00	447.00	
5110	Other Student Activities	72.10	0.00	0.00	0.00	72.10	
5140	PayBac	0.00	0.00	0.00	0.00	0.00	
	E Totals:	8,187.81	105.66	190.93	0.00	8,102.54	
Q	STUDENT FEE FUND						
7000	KG Field Trips	-207.91	0.00	0.00	0.00	-207.91	
7010	1st Grade Field Trips	188.30	0.00	0.00	0.00	188.30	
7020	2nd Grade Field Trips	175.35	0.00	151.08	0.00	24.27	
7030	3rd Grade Field Trips	189.28	0.00	0.00	0.00	189.28	
7040	4th Grade Field Trips	127.62	0.00	0.00	0.00	127.62	
7050	5th Grade Field Trips	-123.66	509.04	670.26	0.00	-284.88	
7900	Field Trips-Other	0.00	0.00	0.00	0.00	0.00	
	Q Totals:	348.98	509.04	821.34	0.00	36.68	
	BlackElk Totals:	63,199.79	3,266.76	1,792.28	0.00	64,674.27	
	Report Totals:	63,199.79	3,266.76	1,792.28	0.00	64,674.27	

Current Cash Balance

Sorted by Site ID, Group ID, Activity ID; Filtered by Site,
From 02/01/2015 to 02/28/2015.

Site ID Group ID	Site Name Group Name	Activity ID	Activity Name	Beginning Cash	Receipts	Disbursements	Adjustments	Cash Balance
Bryan	Bryan Elementary School							
A	ACTIVITY GENERAL							
	1010	General Admin		5,487.76	1,210.78	444.73	0.00	6,253.81
	1030	Staff Vending		662.38	0.00	0.00	0.00	662.38
	A	Totals:		6,150.14	1,210.78	444.73	0.00	6,916.19
D	CLUBS AND ORGANIZATIONS							
	4040	Art		20.25	0.00	0.00	0.00	20.25
	4220	Drama Club		151.02	0.00	0.00	0.00	151.02
	4500	Music		-103.22	0.00	0.00	0.00	-103.22
	4710	Student Council		865.90	0.00	0.00	0.00	865.90
	D	Totals:		933.95	0.00	0.00	0.00	933.95
E	ADMINISTRATIVE CUSTODIAL							
	5040	Fundraising-General		12,565.73	38.38	0.00	0.00	12,604.11
	5060	Hospitality		0.00	0.00	0.00	0.00	0.00
	5080	Media		5,403.17	1,476.80	0.00	0.00	6,879.97
	5100	Other Adm Custodial		804.14	0.00	0.00	0.00	804.14
	5180	Teacher Fund/Grants		239.84	0.00	0.00	0.00	239.84
	E	Totals:		19,012.85	1,515.18	0.00	0.00	20,528.06
Q	STUDENT FEE FUND							
	7000	KG Field Trips		50.17	0.00	0.00	0.00	50.17
	7010	1st Grade Field Trips		-36.26	0.00	0.00	0.00	-36.26
	7020	2nd Grade Field Trips		38.59	0.00	0.00	0.00	38.59
	7030	3rd Grade Field Trips		103.08	0.00	0.00	0.00	103.08
	7040	4th Grade Field Trips		-78.07	0.00	0.00	0.00	-78.07
	7050	5th Grade Field Trips		-33.56	0.00	0.00	0.00	-33.56
	7900	Field Trips-Other		0.00	0.00	0.00	0.00	0.00
	Q	Totals:		43.95	0.00	0.00	0.00	43.95
	Bryan	Totals:		26,140.92	2,725.96	444.73	0.00	28,422.15
	Report Totals:			26,140.92	2,725.96	444.73	0.00	28,422.15

Current Cash Balance

Sorted by Site ID, Group ID, Activity ID; Filtered by Site:
From 02/01/2015 to 02/28/2015.

Site ID Group ID	Site Name Group Name	Activity ID	Activity Name	Beginning Cash	Receipts	Disbursements	Adjustments	Cash Balance
Cather	Cather Elementary							
A	ACTIVITY GENERAL							
	1010		General Admin	17,580.87	2,275.06	0.00	-43.46	19,812.47
	1030		Staff Vending	-43.46	0.00	0.00	43.46	0.00
	A	Totals:		17,537.41	2,275.06	0.00	0.00	19,812.47
D	CLUBS AND ORGANIZATIONS							
	4040		Art	0.00	0.00	0.00	0.00	0.00
	4090		Bowling Club	14.95	0.00	0.00	0.00	14.95
	4540		Other Clubs	0.00	0.00	0.00	0.00	0.00
	4610		SAFE/DARE/Drug Free	77.23	0.00	0.00	0.00	77.23
	4710		Student Council	1,552.08	0.00	539.47	0.00	1,012.61
	D	Totals:		1,644.26	0.00	539.47	0.00	1,104.79
E	ADMINISTRATIVE CUSTODIAL							
	5040		Fundraising-General	0.00	0.00	0.00	0.00	0.00
	5060		Hospitality	0.00	0.00	0.00	0.00	0.00
	5070		Library	2,837.54	1,537.24	995.38	0.00	3,379.40
	5140		PayBac	4,835.29	0.00	576.71	0.00	4,258.58
	E	Totals:		7,672.83	1,537.24	1,572.09	0.00	7,637.98
Q	STUDENT FEE FUND							
	7000		KG Field Trips	-21.34	0.00	0.00	0.00	-21.34
	7010		1st Grade Field Trips	0.00	0.00	0.00	0.00	0.00
	7020		2nd Grade Field Trips	-24.00	0.00	0.00	0.00	-24.00
	7030		3rd Grade Field Trips	0.00	0.00	0.00	0.00	0.00
	7040		4th Grade Field Trips	0.00	0.00	0.00	0.00	0.00
	7050		5th Grade Field Trips	0.00	429.00	429.00	0.00	0.00
	7900		Field Trips-Other	217.90	0.00	0.00	0.00	217.90
	Q	Totals:		172.56	429.00	429.00	0.00	172.56
	Cather	Totals:		27,027.06	4,241.30	2,540.56	0.00	28,727.80
	Report Totals:			27,027.06	4,241.30	2,540.56	0.00	28,727.80

Current Cash Balance

Sorted by Site ID, Group ID, Activity ID; Filtered by Site
From 02/01/2015 to 02/28/2015

Site ID Group ID	Site Name Group Name	Activity ID	Activity Name	Beginning Cash	Receipts	Disbursements	Adjustments	Cash Balance
Cody	Cody Elementary School							
A	ACTIVITY GENERAL							
	1010	General Admin		4,377.45	1,954.21	94.50	0.00	6,237.16
	1030	Staff Vending		7.58	0.00	0.00	0.00	7.58
	1050	Projects/Support		2,194.05	0.00	0.00	0.00	2,194.05
	A	Totals:		6,579.08	1,954.21	94.50	0.00	8,438.79
D	CLUBS AND ORGANIZATIONS							
	4040	Art		0.00	0.00	0.00	0.00	0.00
	4100	Builders Club		0.00	0.00	0.00	0.00	0.00
	4140	Choir		-46.63	0.00	184.00	0.00	-230.63
	4540	Other Clubs		0.00	0.00	0.00	0.00	0.00
	4710	Student Council		4,220.91	0.00	0.00	0.00	4,220.91
	D	Totals:		4,174.28	0.00	184.00	0.00	3,990.28
E	ADMINISTRATIVE CUSTODIAL							
	5040	Fundraising-General		0.00	0.00	0.00	0.00	0.00
	5060	Hospitality		0.00	0.00	0.00	0.00	0.00
	5080	Media		3,196.57	870.23	151.80	0.00	3,915.00
	5110	Other Student Activities		599.86	0.00	0.00	0.00	599.86
	5165	Logo Sales		718.82	0.00	0.00	0.00	718.82
	5170	Student Notebooks		0.00	0.00	0.00	0.00	0.00
	E	Totals:		4,515.25	870.23	151.80	0.00	5,233.68
Q	STUDENT FEE FUND							
	7000	KG Field Trips		375.12	0.00	0.00	0.00	375.12
	7010	1st Grade Field Trips		-196.64	0.00	0.00	0.00	-196.64
	7020	2nd Grade Field Trips		11.25	0.00	0.00	0.00	11.25
	7030	3rd Grade Field Trips		11.25	0.00	0.00	0.00	11.25
	7040	4th Grade Field Trips		11.25	0.00	0.00	0.00	11.25
	7050	5th Grade Field Trips		36.25	0.00	0.00	0.00	36.25
	7900	Field Trips-Other		0.00	0.00	0.00	0.00	0.00
	Q	Totals:		248.48	0.00	0.00	0.00	248.48
	Cody	Totals:		15,517.09	2,824.44	430.30	0.00	17,911.23
	Report Totals:			15,517.09	2,824.44	430.30	0.00	17,911.23

Current Cash Balance

Sorted by Site ID, Group ID, Activity ID; Filtered by Site.
From 02/01/2015 to 02/28/2015.

Site ID	Site Name						
Group ID	Group Name						
Activity ID	Activity Name	Beginning Cash	Receipts	Disbursements	Adjustments	Cash Balance	
Cottonw Cottonwood Elementary School							
A	ACTIVITY GENERAL						
1010	General Admin	19,321.77	0.00	323.64	0.00	18,998.13	
1030	Staff Vending	-79.59	0.00	0.00	0.00	-79.59	
	A Totals:	19,242.18	0.00	323.64	0.00	18,918.54	
D	CLUBS AND ORGANIZATIONS						
4040	Art	11.76	0.00	0.00	0.00	11.76	
4580	Reading	0.00	0.00	0.00	0.00	0.00	
4610	SAFE/DARE/Drug Free	-144.92	0.00	0.00	0.00	-144.92	
4710	Student Council	1,625.91	0.00	0.00	0.00	1,625.91	
4750	Volunteer Club	0.00	0.00	0.00	0.00	0.00	
	D Totals:	1,492.75	0.00	0.00	0.00	1,492.75	
E	ADMINISTRATIVE CUSTODIAL						
5040	Fundraising-General	0.00	0.00	0.00	0.00	0.00	
5060	Hospitality	0.00	0.00	0.00	0.00	0.00	
5070	Library	164.66	0.00	166.00	0.00	-21.34	
5180	Teacher Fund/Grants	191.00	0.00	0.00	0.00	191.00	
	E Totals:	355.66	0.00	166.00	0.00	169.66	
Q	STUDENT FEE FUND						
7000	KG Field Trips	-27.78	0.00	0.00	0.00	-27.78	
7010	1st Grade Field Trips	-61.51	0.00	0.00	0.00	-61.51	
7020	2nd Grade Field Trips	45.24	0.00	0.00	0.00	45.24	
7030	3rd Grade Field Trips	-40.02	0.00	0.00	0.00	-40.02	
7040	4th Grade Field Trips	-79.96	0.00	0.00	0.00	-79.96	
7050	5th Grade Field Trips	33.14	0.00	0.00	0.00	33.14	
7900	Field Trips-Other	0.00	0.00	0.00	0.00	0.00	
	Q Totals:	-130.89	0.00	0.00	0.00	-130.89	
	Cottonw Totals:	20,959.70	0.00	509.64	0.00	20,450.06	
	Report Totals:	20,959.70	0.00	509.64	0.00	20,450.06	

Current Cash Balance

Sorted by Site ID, Group ID, Activity ID; Filtered by Site.

From 02/01/2015 to 02/28/2015.

Site ID Group ID	Site Name Group Name	Activity ID	Activity Name	Beginning Cash	Receipts	Disbursements	Adjustments	Cash Balance
Disney	Disney Elementary							
A	ACTIVITY GENERAL							
	1010	General Admin		4,391.61	1,425.52	363.47	-42.00	5,411.66
	1030	Staff Vending		147.74	0.00	100.00	0.00	47.74
	A	Totals:		4,539.35	1,425.52	463.47	-42.00	5,459.40
D	CLUBS AND ORGANIZATIONS							
	4040	Art		0.00	0.00	0.00	0.00	0.00
	4710	Student Council		951.44	0.00	737.40	0.00	214.04
	D	Totals:		951.44	0.00	737.40	0.00	214.04
E	ADMINISTRATIVE CUSTODIAL							
	5040	Fundraising-General		710.65	104.00	0.00	0.00	814.65
	5060	Hospitality		0.00	0.00	0.00	0.00	0.00
	5070	Library		1,223.80	92.19	0.00	0.00	1,315.99
	5120	P.E.		108.90	0.00	0.00	0.00	108.90
	E	Totals:		2,043.35	196.19	0.00	0.00	2,239.54
Q	STUDENT FEE FUND							
	7000	KG Field Trips		-16.25	206.00	240.00	24.00	-26.25
	7010	1st Grade Field Trips		0.00	0.00	0.00	0.00	0.00
	7020	2nd Grade Field Trips		118.00	0.00	0.00	0.00	118.00
	7030	3rd Grade Field Trips		0.00	0.00	0.00	0.00	0.00
	7040	4th Grade Field Trips		0.00	0.00	0.00	0.00	0.00
	7050	5th Grade Field Trips		-0.19	157.50	180.00	18.00	-4.69
	7090	ACP (SpEd) Trips		0.00	0.00	0.00	0.00	0.00
	7900	Field Trips-Other		-407.92	0.00	240.25	0.00	-648.17
	Q	Totals:		-306.36	363.50	660.25	42.00	-561.11
	Disney	Totals:		7,227.78	1,985.21	1,861.12	0.00	7,351.87
	Report Totals:			7,227.78	1,985.21	1,861.12	0.00	7,351.87

Current Cash Balance

Sorted by Site ID, Group ID, Activity ID, Filtered by Site,
From 02/01/2015 to 02/28/2015.

Site ID	Site Name						
Group ID	Group Name						
Activity ID	Activity Name	Beginning Cash	Receipts	Disbursements	Adjustments	Cash Balance	
Ezra	Ezra Elementary						
A	ACTIVITY GENERAL						
1010	General Admin	11,247.59	1,868.79	29.91	0.00	13,086.47	
1030	Staff Vending	227.99	0.00	0.00	0.00	227.99	
	A Totals:	11,475.58	1,868.79	29.91	0.00	13,314.46	
D	CLUBS AND ORGANIZATIONS						
4010	40 Assets	0.00	0.00	0.00	0.00	0.00	
4040	Art	0.00	0.00	0.00	0.00	0.00	
4090	Bowling Club	378.97	0.00	46.37	0.00	332.60	
4500	Music	633.57	0.00	0.00	0.00	633.57	
	D Totals:	1,012.54	0.00	46.37	0.00	966.17	
E	ADMINISTRATIVE CUSTODIAL						
5040	Fundraising-General	17.00	0.00	0.00	0.00	17.00	
5060	Hospitality	0.00	0.00	0.00	0.00	0.00	
5070	Library	7,294.36	0.00	0.00	0.00	7,294.36	
5110	Other Student Activities	0.00	0.00	0.00	0.00	0.00	
5165	Logo Sales	1,334.05	0.00	686.85	0.00	647.20	
5170	Student Notebooks	0.00	0.00	0.00	0.00	0.00	
	E Totals:	8,645.41	0.00	686.85	0.00	7,958.56	
Q	STUDENT FEE FUND						
7000	KG Field Trips	-74.06	0.00	0.00	0.00	-74.06	
7010	1st Grade Field Trips	-30.00	0.00	0.00	0.00	-30.00	
7020	2nd Grade Field Trips	100.12	0.00	0.00	0.00	100.12	
7030	3rd Grade Field Trips	100.00	0.00	0.00	0.00	100.00	
7040	4th Grade Field Trips	100.00	399.00	546.53	0.00	-47.53	
7050	5th Grade Field Trips	-260.00	459.00	147.42	0.00	51.58	
7090	ACP (SpEd) Trips	0.00	0.00	0.00	0.00	0.00	
7900	Field Trips-Other	0.00	0.00	0.00	0.00	0.00	
	Q Totals:	-63.94	858.00	693.95	0.00	100.11	
Ezra	Totals:	21,069.59	2,726.79	1,457.08	0.00	22,339.30	
Report Totals:		21,069.59	2,726.79	1,457.08	0.00	22,339.30	

Current Cash Balance

Sorted by Site ID, Group ID, Activity ID; Filtered by Site.
From 02/01/2015 to 02/28/2015.

Site ID	Site Name						
Group ID	Group Name						
Activity ID	Activity Name	Beginning Cash	Receipts	Disbursements	Adjustments	Cash Balance	
HarveyO Harvey Oaks Elementary							
A	ACTIVITY GENERAL						
1010	General Admin	1,733.27	910.13	370.66	-740.07	1,532.67	
1030	Staff Vending	62.26	0.00	0.00	0.00	62.26	
1170	Wellness	0.00	840.00	840.00	555.02	555.02	
	A Totals:	1,795.53	1,750.13	1,210.66	-185.05	2,149.95	
D	CLUBS AND ORGANIZATIONS						
4040	Art	0.00	0.00	0.00	0.00	0.00	
4140	Choir	0.00	0.00	0.00	0.00	0.00	
4620	Safety Patrol	-151.97	0.00	0.00	151.97	0.00	
4710	Student Council	220.09	0.00	0.00	0.00	220.09	
	D Totals:	68.12	0.00	0.00	151.97	220.09	
E	ADMINISTRATIVE CUSTODIAL						
5040	Fundraising-General	195.00	0.00	0.00	0.00	195.00	
5050	HAL	0.00	0.00	0.00	0.00	0.00	
5070	Library	215.27	77.75	94.96	0.00	198.06	
5180	Teacher Fund/Grants	0.00	0.00	0.00	0.00	0.00	
	E Totals:	410.27	77.75	94.96	0.00	393.06	
Q	STUDENT FEE FUND						
7000	KG Field Trips	96.24	0.00	0.00	0.00	96.24	
7010	1st Grade Field Trips	-127.84	0.00	0.00	0.00	-127.84	
7020	2nd Grade Field Trips	70.79	0.00	0.00	0.00	70.79	
7030	3rd Grade Field Trips	83.30	0.00	0.00	0.00	83.30	
7040	4th Grade Field Trips	79.99	0.00	0.00	0.00	79.99	
7050	5th Grade Field Trips	444.70	0.00	0.00	0.00	444.70	
	Q Totals:	647.18	0.00	0.00	0.00	647.18	
	HarveyO Totals:	2,921.10	1,827.88	1,305.62	-33.08	3,410.28	
	Report Totals:	2,921.10	1,827.88	1,305.62	-33.08	3,410.28	

Current Cash Balance

Sorted by Site ID, Group ID, Activity ID; Filtered by Site.
From 02/01/2015 to 02/28/2015.

Site ID Group ID	Site Name Group Name	Activity ID	Activity Name	Beginning Cash	Receipts	Disbursements	Adjustments	Cash Balance
Hitchco	Hitchcock Elementary							
A	ACTIVITY GENERAL							
	1010		General Admin	21,045.84	1,384.39	238.89	0.00	22,191.34
	1030		Staff Vending	454.55	0.00	0.00	0.00	454.55
	A	Totals:		21,500.39	1,384.39	238.89	0.00	22,645.89
D	CLUBS AND ORGANIZATIONS							
	4040		Art	1,230.34	0.00	0.00	0.00	1,230.34
	4540		Other Clubs	0.00	0.00	0.00	0.00	0.00
	4580		Reading	3,461.71	0.00	0.00	0.00	3,461.71
	4710		Student Council	347.46	0.00	0.00	0.00	347.46
	D	Totals:		5,039.51	0.00	0.00	0.00	5,039.51
E	ADMINISTRATIVE CUSTODIAL							
	5040		Fundraising-General	1,957.50	0.00	0.00	0.00	1,957.50
	5060		Hospitality	32.50	0.00	0.00	0.00	32.50
	5070		Library	992.12	1,180.98	390.04	0.00	1,783.06
	5165		Logo Sales	84.62	0.00	0.00	0.00	84.62
	E	Totals:		3,066.74	1,180.98	390.04	0.00	3,857.68
Q	STUDENT FEE FUND							
	7000		KG Field Trips	1.40	0.00	0.00	0.00	1.40
	7010		1st Grade Field Trips	1.40	0.00	0.00	0.00	1.40
	7020		2nd Grade Field Trips	0.00	0.00	0.00	0.00	0.00
	7030		3rd Grade Field Trips	16.14	0.00	0.00	0.00	16.14
	7040		4th Grade Field Trips	1.81	0.00	0.00	0.00	1.81
	7050		5th Grade Field Trips	0.02	0.00	0.00	0.00	0.02
	7090		ACP (SpEd) Trips	0.00	0.00	0.00	0.00	0.00
	7140		Mini-Classes	0.00	0.00	0.00	0.00	0.00
	7900		Field Trips-Other	0.00	0.00	0.00	0.00	0.00
	Q	Totals:		20.77	0.00	0.00	0.00	20.77
	Hitchcoc	Totals:		29,627.41	2,565.37	628.93	0.00	31,563.85
	Report Totals:			29,627.41	2,565.37	628.93	0.00	31,563.85

Current Cash Balance

Sorted by Site ID, Group ID, Activity ID; Filtered by Site.
From 02/01/2015 to 02/28/2015

Site ID	Site Name						
Group ID	Group Name						
Activity ID	Activity Name	Beginning Cash	Receipts	Disbursements	Adjustments	Cash Balance	
HollingH	Holling Heights Elementary						
A	ACTIVITY GENERAL						
1010	General Admin	17,547.54	1,205.09	227.85	0.00	18,524.78	
1030	Staff Vending	476.65	0.00	0.00	0.00	476.65	
	A Totals:	18,024.19	1,205.09	227.85	0.00	19,001.43	
D	CLUBS AND ORGANIZATIONS						
4710	Student Council	1,663.71	0.00	62.33	0.00	1,601.38	
	D Totals:	1,663.71	0.00	62.33	0.00	1,601.38	
E	ADMINISTRATIVE CUSTODIAL						
5070	Library	7,841.96	296.52	0.00	0.00	8,138.48	
5140	PayBac	613.81	7.74	0.00	0.00	621.55	
5180	Teacher Fund/Grants	0.00	0.00	0.00	0.00	0.00	
	E Totals:	8,455.77	304.26	0.00	0.00	8,760.03	
Q	STUDENT FEE FUND						
7000	KG Field Trips	16.76	0.00	0.00	0.00	16.76	
7010	1st Grade Field Trips	16.74	0.00	0.00	0.00	16.74	
7020	2nd Grade Field Trips	-4.58	0.00	0.00	0.00	-4.58	
7030	3rd Grade Field Trips	13.85	0.00	0.00	0.00	13.85	
7040	4th Grade Field Trips	0.00	0.00	0.00	0.00	0.00	
7050	5th Grade Field Trips	0.00	0.00	0.00	0.00	0.00	
7900	Field Trips-Other	0.00	0.00	0.00	0.00	0.00	
	Q Totals:	44.77	0.00	0.00	0.00	44.77	
	HollingHt Totals:	28,188.44	1,509.35	290.18	0.00	29,407.61	
	Report Totals:	28,188.44	1,509.35	290.18	0.00	29,407.61	

Current Cash Balance

Sorted by Site ID, Group ID, Activity ID; Filtered by Site.

From 02/01/2015 to 02/28/2015

Site ID	Site Name						
Group ID	Group Name						
Activity ID	Activity Name	Beginning Cash	Receipts	Disbursements	Adjustments	Cash Balance	
Montclair Elementary							
A	ACTIVITY GENERAL						
1010	General Admin	2,599.91	2,022.98	1,076.59	0.00	3,546.28	
1030	Staff Vending	553.23	0.00	0.00	0.00	553.23	
	A Totals:	3,153.14	2,022.98	1,076.59	0.00	4,099.51	
D	CLUBS AND ORGANIZATIONS						
4040	Art	1,854.62	0.00	0.00	0.00	1,854.62	
4440	Leadership Club	0.00	0.00	0.00	0.00	0.00	
4570	Play Production	4,135.38	0.00	0.00	0.00	4,135.38	
4610	SAFE/DARE/Drug Free	1.84	0.00	0.00	0.00	1.84	
4710	Student Council	2,323.21	0.00	15.00	0.00	2,308.21	
	D Totals:	8,315.05	0.00	15.00	0.00	8,300.05	
E	ADMINISTRATIVE CUSTODIAL						
5040	Fundraising-General	0.00	0.00	0.00	0.00	0.00	
5060	Hospitality	4.82	0.00	0.00	0.00	4.82	
5070	Library	3,540.83	1,194.02	0.00	0.00	4,734.85	
5120	P.E.	165.15	0.00	0.00	0.00	165.15	
	E Totals:	3,710.80	1,194.02	0.00	0.00	4,904.82	
Q	STUDENT FEE FUND						
7000	KG Field Trips	-22.38	0.00	0.00	0.00	-22.38	
7010	1st Grade Field Trips	0.00	0.00	0.00	0.00	0.00	
7020	2nd Grade Field Trips	256.73	312.50	0.00	-4.50	564.73	
7030	3rd Grade Field Trips	-27.43	9.00	0.00	0.00	-18.43	
7040	4th Grade Field Trips	72.23	0.00	113.66	113.66	72.23	
7050	5th Grade Field Trips	138.55	0.00	0.00	-113.66	24.89	
7110	Montessori PreK	398.47	1,054.50	1,073.66	0.00	379.31	
7120	Montessori 1-3	-4.59	300.00	0.00	0.00	295.41	
7130	Montessori 4th & 5th	-37.73	61.00	190.76	0.00	-167.49	
7140	Mini-Classes	2,152.30	1,506.00	0.00	0.00	3,658.30	
7150	Jumpstart	0.00	0.00	0.00	0.00	0.00	
7900	Field Trips-Other	-53.50	18.00	0.00	-4.50	-31.00	
	Q Totals:	2,872.65	3,261.00	1,378.08	0.00	4,755.57	
	Montclair Totals:	18,051.64	6,477.98	2,469.67	0.00	22,059.95	
	Report Totals:	18,051.64	6,477.98	2,469.67	0.00	22,059.95	

Current Cash Balance

Sorted by Site ID, Group ID, Activity ID; Filtered by Site:
From 02/01/2015 to 02/28/2015.

Site ID Group ID	Site Name Group Name	Activity ID	Activity Name	Beginning Cash	Receipts	Disbursements	Adjustments	Cash Balance
Morton	Morton Elementary							
A	ACTIVITY GENERAL							
	1010	General Admin		-22.77	1,155.35	0.00	0.00	1,132.58
	1030	Staff Vending		0.00	0.00	0.00	0.00	0.00
	A	Totals:		-22.77	1,155.35	0.00	0.00	1,132.58
D	CLUBS AND ORGANIZATIONS							
	4230	Environmental Club		98.80	0.00	0.00	0.00	98.80
	4580	Reading		4.99	0.00	0.00	0.00	4.99
	4610	SAFE/DARE/Drug Free		0.00	0.00	0.00	0.00	0.00
	4620	Safety Patrol		0.00	0.00	0.00	0.00	0.00
	4710	Student Council		1,837.59	984.00	515.00	0.00	2,306.59
	D	Totals:		1,941.38	984.00	515.00	0.00	2,410.38
E	ADMINISTRATIVE CUSTODIAL							
	5040	Fundraising-General		0.00	0.00	0.00	0.00	0.00
	5060	Hospitality		1,015.25	0.00	0.00	0.00	1,015.25
	5070	Library		2,988.75	2,889.52	1,391.02	0.25	4,487.50
	5140	PayBac		1,338.76	403.89	796.87	0.00	943.78
	E	Totals:		5,342.76	3,293.41	2,189.89	0.25	6,446.53
Q	STUDENT FEE FUND							
	7000	KG Field Trips		-136.38	0.00	0.00	0.00	-136.38
	7010	1st Grade Field Trips		0.00	0.00	257.00	0.00	-257.00
	7020	2nd Grade Field Trips		0.00	0.00	0.00	0.00	0.00
	7030	3rd Grade Field Trips		0.00	0.00	0.00	0.00	0.00
	7040	4th Grade Field Trips		-169.37	0.00	0.00	0.00	-169.37
	7050	5th Grade Field Trips		-375.22	285.00	130.38	0.00	-220.60
	7900	Field Trips-Other		0.00	0.00	0.00	0.00	0.00
	Q	Totals:		-680.97	285.00	387.38	0.00	-783.35
	Morton	Totals:		6,580.40	5,717.76	3,092.27	0.25	9,206.14
	Report Totals:			6,580.40	5,717.76	3,092.27	0.25	9,206.14

Current Cash Balance

Sorted by Site ID, Group ID, Activity ID; Filtered by Site
From 02/01/2015 to 02/28/2015.

Site ID	Site Name						
Group ID	Group Name						
Activity ID	Activity Name	Beginning Cash	Receipts	Disbursements	Adjustments	Cash Balance	
Neihardt Neihardt Elementary School							
A	ACTIVITY GENERAL						
1010	General Admin	1,639.49	1,495.82	179.41	0.00	2,955.90	
1030	Staff Vending	137.88	0.00	30.00	0.00	107.88	
	A Totals:	1,777.37	1,495.82	209.41	0.00	3,063.78	
D	CLUBS AND ORGANIZATIONS						
4140	Choir	342.93	438.00	0.00	0.00	780.93	
4620	Safety Patrol	0.00	0.00	0.00	0.00	0.00	
4710	Student Council	239.04	0.00	301.42	0.00	-62.38	
4770	Yearbook	2,592.70	944.00	264.00	0.00	3,272.70	
	D Totals:	3,174.67	1,382.00	565.42	0.00	3,991.25	
E	ADMINISTRATIVE CUSTODIAL						
5015	Circle of Friends	0.00	195.00	182.00	0.00	13.00	
5035	Fuel Up to Play 60	53.49	0.00	0.00	0.00	53.49	
5040	Fundraising-General	1,831.96	864.00	1,194.77	0.00	1,501.19	
5070	Library	2,088.41	1,117.04	91.63	0.00	3,113.82	
5110	Other Student Activities	0.00	0.00	0.00	0.00	0.00	
5140	PayBac	3,102.64	2,985.41	460.00	0.00	5,628.05	
	E Totals:	7,076.50	5,161.45	1,928.40	0.00	10,309.55	
Q	STUDENT FEE FUND						
7000	KG Field Trips	145.56	0.00	0.00	0.00	145.56	
7010	1st Grade Field Trips	169.35	0.00	0.00	0.00	169.35	
7020	2nd Grade Field Trips	199.71	0.00	0.00	0.00	199.71	
7030	3rd Grade Field Trips	110.71	0.00	0.00	0.00	110.71	
7040	4th Grade Field Trips	175.70	282.55	302.16	0.00	156.09	
7050	5th Grade Field Trips	43.39	0.00	0.00	0.00	43.39	
7900	Field Trips-Other	0.00	0.00	0.00	0.00	0.00	
	Q Totals:	844.42	282.55	302.16	0.00	824.81	
	Neihardt Totals:	12,872.96	8,321.82	3,005.39	0.00	18,189.39	
	Report Totals:	12,872.96	8,321.82	3,005.39	0.00	18,189.39	

Current Cash Balance

Sorted by Site ID, Group ID, Activity ID; Filtered by Site.
From 02/01/2015 to 02/28/2015

Site ID	Site Name						
Group ID	Group Name						
Activity ID	Activity Name	Beginning Cash	Receipts	Disbursements	Adjustments	Cash Balance	
Norris	Norris Elementary School						
A	ACTIVITY GENERAL						
1010	General Admin	15,756.31	1,325.83	0.00	0.00	17,082.14	
1030	Staff Vending	58.53	0.00	0.00	0.00	58.53	
1050	Projects/Support	3,689.35	0.00	0.00	0.00	3,689.35	
1055	After School Tutoring Programs	1,153.00	0.00	0.00	0.00	1,153.00	
	A Totals:	20,657.19	1,325.83	0.00	0.00	21,983.02	
D	CLUBS AND ORGANIZATIONS						
4010	40 Assets	932.97	0.00	0.00	0.00	932.97	
4040	Art	1,202.65	0.00	0.00	0.00	1,202.65	
4500	Music	41.63	0.00	0.00	0.00	41.63	
4580	Reading	521.24	0.00	0.00	0.00	521.24	
4620	Safety Patrol	-126.00	0.00	0.00	0.00	-126.00	
4710	Student Council	860.04	0.00	0.00	0.00	860.04	
	D Totals:	3,432.53	0.00	0.00	0.00	3,432.53	
E	ADMINISTRATIVE CUSTODIAL						
5040	Fundraising-General	0.00	0.00	0.00	0.00	0.00	
5060	Hospitality	-37.19	0.00	0.00	0.00	-37.19	
5080	Media	4,113.04	0.00	0.00	0.00	4,113.04	
5090	Montessori	1,049.52	0.00	0.00	0.00	1,049.52	
5110	Other Student Activities	0.00	0.00	0.00	0.00	0.00	
5140	PayBac	1,035.70	0.00	0.00	0.00	1,035.70	
5180	Teacher Fund/Grants	31.75	0.00	0.00	0.00	31.75	
	E Totals:	6,192.82	0.00	0.00	0.00	6,192.82	
Q	STUDENT FEE FUND						
7000	KG Field Trips	47.35	0.00	0.00	0.00	47.35	
7010	1st Grade Field Trips	12.01	0.00	0.00	0.00	12.01	
7020	2nd Grade Field Trips	-25.74	104.80	242.68	0.00	-163.62	
7030	3rd Grade Field Trips	-84.69	142.68	0.00	0.00	57.99	
7040	4th Grade Field Trips	-94.35	0.00	0.00	0.00	-94.35	
7050	5th Grade Field Trips	9.03	105.00	0.00	0.00	114.03	
7090	ACP (SpEd) Trips	0.00	0.00	0.00	0.00	0.00	
7110	Montessori PreK	344.40	395.90	0.00	0.00	740.30	
7120	Montessori 1-3	74.16	0.00	0.00	0.00	74.16	
7130	Montessori 4th & 5th	-2.07	38.50	0.00	0.00	36.43	
7150	Jumpstart	0.00	0.00	0.00	0.00	0.00	
7900	Field Trips-Other	0.00	0.00	0.00	0.00	0.00	
	Q Totals:	280.10	786.88	242.68	0.00	824.30	
Norris	Totals:	30,562.64	2,112.71	242.68	0.00	32,432.67	
	Report Totals:	30,562.64	2,112.71	242.68	0.00	32,432.67	

Current Cash Balance

Sorted by Site ID, Group ID, Activity ID; Filtered by Site.

From 02/01/2015 to 02/28/2015.

Site ID Group ID	Site Name Group Name	Activity ID	Activity Name	Beginning Cash	Receipts	Disbursements	Adjustments	Cash Balance
Reagan	Reagan Elementary							
A	ACTIVITY GENERAL							
	1010	General Admin		28,521.10	1,520.56	362.93	0.00	29,678.73
	1020	Volunteers-General		54,727.62	1,204.64	750.67	0.00	55,181.59
	1022	Volunteers - Hospitality		0.00	0.00	0.00	0.00	0.00
	1030	Staff Vending		927.56	0.00	51.42	0.00	876.14
	A	Totals:		84,176.28	2,725.20	1,165.02	0.00	85,736.46
D	CLUBS AND ORGANIZATIONS							
	4540	Other Clubs		0.00	0.00	0.00	0.00	0.00
	4710	Student Council		956.46	0.00	0.00	0.00	956.46
	D	Totals:		956.46	0.00	0.00	0.00	956.46
E	ADMINISTRATIVE CUSTODIAL							
	5040	Fundraising-General		62.00	0.00	0.00	0.00	62.00
	5060	Hospitality		0.00	0.00	0.00	0.00	0.00
	5070	Library		4,764.78	0.00	0.00	0.00	4,764.78
	5110	Other Student Activities		0.00	0.00	0.00	0.00	0.00
	5140	PayBac		0.00	0.00	0.00	0.00	0.00
	E	Totals:		4,826.78	0.00	0.00	0.00	4,826.78
Q	STUDENT FEE FUND							
	7000	KG Field Trips		35.38	0.00	0.00	0.00	35.38
	7010	1st Grade Field Trips		88.16	0.00	0.00	0.00	88.16
	7020	2nd Grade Field Trips		354.81	0.00	0.00	0.00	354.81
	7030	3rd Grade Field Trips		210.86	593.75	830.40	0.00	-25.79
	7040	4th Grade Field Trips		1,266.64	216.00	0.00	0.00	1,482.64
	7050	5th Grade Field Trips		240.26	1,012.50	1,446.86	0.00	-194.10
	7900	Field Trips-Other		0.00	0.00	0.00	0.00	0.00
	Q	Totals:		2,196.11	1,822.25	2,277.26	0.00	1,741.10
	Reagan	Totals:		92,155.63	4,547.45	3,442.28	0.00	93,260.80
	Report Totals:			92,155.63	4,547.45	3,442.28	0.00	93,260.80

Current Cash Balance

Sorted by Site ID, Group ID, Activity ID; Filtered by Site.
From 02/01/2015 to 02/28/2015.

Site ID Group ID	Site Name Group Name	Activity ID	Activity Name	Beginning Cash	Receipts	Disbursements	Adjustments	Cash Balance
Reeder	Reeder Elementary							
A	ACTIVITY GENERAL							
	1010		General Admin	8,225.67	1,429.68	2,066.76	0.00	7,588.59
	1030		Staff Vending	-12.27	0.00	0.00	0.00	-12.27
	A	Totals:		8,213.40	1,429.68	2,066.76	0.00	7,576.32
D	CLUBS AND ORGANIZATIONS							
	4500		Music	2,847.16	0.00	382.40	0.00	2,464.76
	4580		Reading	0.00	0.00	0.00	0.00	0.00
	4710		Student Council	318.38	0.00	0.00	0.00	318.38
	D	Totals:		3,165.54	0.00	382.40	0.00	2,783.14
E	ADMINISTRATIVE CUSTODIAL							
	5040		Fundraising-General	56.91	0.00	0.00	0.00	56.91
	5060		Hospitality	0.00	0.00	0.00	0.00	0.00
	5070		Library	2,081.62	50.45	151.11	0.00	1,980.96
	5120		P.E.	2,092.72	0.00	0.00	0.00	2,092.72
	5140		PayBac	2,711.01	0.00	0.00	0.00	2,711.01
	5180		Teacher Fund/Grants	0.00	0.00	0.00	0.00	0.00
	E	Totals:		6,942.26	50.45	151.11	0.00	6,841.60
Q	STUDENT FEE FUND							
	7000		KG Field Trips	-70.51	0.00	0.00	0.00	-70.51
	7010		1st Grade Field Trips	-28.97	0.00	0.00	0.00	-28.97
	7020		2nd Grade Field Trips	104.49	0.00	0.00	0.00	104.49
	7030		3rd Grade Field Trips	17.94	0.00	0.00	0.00	17.94
	7040		4th Grade Field Trips	21.31	238.45	202.94	0.00	56.82
	7050		5th Grade Field Trips	8.31	1,045.85	1,021.04	0.00	33.12
	7090		ACP (SpEd) Trips	0.00	0.00	0.00	0.00	0.00
	7900		Field Trips-Other	0.00	0.00	0.00	0.00	0.00
	Q	Totals:		52.57	1,284.30	1,223.98	0.00	112.89
	Reeder	Totals:		18,373.77	2,764.43	3,824.25	0.00	17,313.95
	Report Totals:			18,373.77	2,764.43	3,824.25	0.00	17,313.95

Current Cash Balance

Sorted by Site ID, Group ID, Activity ID; Filtered by Site.
From 02/01/2015 to 02/28/2015.

Site ID	Site Name						
Group ID	Group Name						
Activity ID	Activity Name	Beginning Cash	Receipts	Disbursements	Adjustments	Cash Balance	
Rockwell Rockwell Elementary							
A	ACTIVITY GENERAL						
1010	General Admin	2,518.32	1,131.01	0.00	0.00	3,649.33	
1030	Staff Vending	232.76	0.00	9.00	0.00	223.76	
1040	Donations	11,659.65	188.29	302.52	0.00	11,545.42	
	A Totals:	14,410.73	1,319.30	311.52	0.00	15,418.51	
D	CLUBS AND ORGANIZATIONS						
4230	Environmental Club	410.57	0.00	0.00	0.00	410.57	
4540	Other Clubs	480.33	0.00	0.00	0.00	480.33	
4610	SAFE/DARE/Drug Free	239.82	0.00	0.00	0.00	239.82	
4710	Student Council	2,603.14	8.00	0.00	0.00	2,611.14	
	D Totals:	3,733.86	8.00	0.00	0.00	3,741.86	
E	ADMINISTRATIVE CUSTODIAL						
5040	Fundraising-General	2,628.82	465.75	0.00	0.00	3,094.57	
5070	Library	3,181.83	10.00	937.51	0.00	2,254.32	
5110	Other Student Activities	228.63	0.00	0.00	0.00	228.63	
5140	PayBac	1,871.95	124.86	68.09	0.00	1,928.72	
	E Totals:	7,911.23	600.61	1,005.60	0.00	7,506.24	
Q	STUDENT FEE FUND						
7000	KG Field Trips	-64.00	0.00	0.00	0.00	-64.00	
7010	1st Grade Field Trips	-0.25	0.00	0.00	0.00	-0.25	
7020	2nd Grade Field Trips	-99.55	0.00	0.00	0.00	-99.55	
7030	3rd Grade Field Trips	4.94	0.00	0.00	0.00	4.94	
7040	4th Grade Field Trips	-52.55	0.00	0.00	0.00	-52.55	
7050	5th Grade Field Trips	146.92	0.00	0.00	0.00	146.92	
7900	Field Trips-Other	75.09	0.00	0.00	0.00	75.09	
	Q Totals:	10.60	0.00	0.00	0.00	10.60	
	Rockwell Totals:	26,066.42	1,927.91	1,317.12	0.00	26,677.21	
	Report Totals:	26,066.42	1,927.91	1,317.12	0.00	26,677.21	

Current Cash Balance

Sorted by Site ID, Group ID, Activity ID; Filtered by Site.
From 02/01/2015 to 02/28/2015.

Site ID	Site Name						
Group ID	Group Name						
Activity ID	Activity Name	Beginning Cash	Receipts	Disbursements	Adjustments	Cash Balance	
Rohwer	Rohwer Elementary						
A	ACTIVITY GENERAL						
1010	General Admin	4,199.76	0.63	0.00	0.00	4,200.39	
1030	Staff Vending	263.92	0.00	0.00	0.00	263.92	
	A Totals:	4,463.68	0.63	0.00	0.00	4,464.31	
D	CLUBS AND ORGANIZATIONS						
4070	Birthday Book Club	1,789.01	0.00	0.00	0.00	1,789.01	
4140	Choir	0.00	0.00	0.00	0.00	0.00	
4620	Safety Patrol	25.00	0.00	0.00	0.00	25.00	
4710	Student Council	768.60	0.00	0.00	0.00	768.60	
	D Totals:	2,582.61	0.00	0.00	0.00	2,582.61	
E	ADMINISTRATIVE CUSTODIAL						
5040	Fundraising-General	0.00	0.00	0.00	0.00	0.00	
5060	Hospitality	894.61	0.00	0.00	0.00	894.61	
5080	Media	-30.10	0.00	0.00	0.00	-30.10	
5140	PayBac	4,833.09	0.00	0.00	0.00	4,833.09	
5180	Teacher Fund/Grants	0.00	0.00	0.00	0.00	0.00	
	E Totals:	5,697.60	0.00	0.00	0.00	5,697.60	
Q	STUDENT FEE FUND						
7000	KG Field Trips	-266.49	0.00	0.00	0.00	-266.49	
7010	1st Grade Field Trips	-15.47	0.00	0.00	0.00	-15.47	
7020	2nd Grade Field Trips	28.56	0.00	0.00	0.00	28.56	
7030	3rd Grade Field Trips	679.14	0.00	0.00	0.00	679.14	
7040	4th Grade Field Trips	1,053.71	0.00	0.00	0.00	1,053.71	
7050	5th Grade Field Trips	187.67	0.00	0.00	0.00	187.67	
7900	Field Trips-Other	0.00	0.00	0.00	0.00	0.00	
	Q Totals:	1,667.12	0.00	0.00	0.00	1,667.12	
	Rohwer Totals:	14,411.01	0.63	0.00	0.00	14,411.64	
	Report Totals:	14,411.01	0.63	0.00	0.00	14,411.64	

Current Cash Balance

Sorted by Site ID, Group ID, Activity ID; Filtered by Site:
From 02/01/2015 to 02/28/2015.

Site ID	Site Name						
Group ID	Group Name						
Activity ID	Activity Name	Beginning Cash	Receipts	Disbursements	Adjustments	Cash Balance	
Sandoz	Sandoz Elementary						
A	ACTIVITY GENERAL						
1010	General Admin	16,671.61	1,849.66	630.93	0.00	17,890.34	
1030	Staff Vending	103.39	0.00	0.00	0.00	103.39	
	A Totals:	16,775.00	1,849.66	630.93	0.00	17,993.73	
D	CLUBS AND ORGANIZATIONS						
4040	Art	0.00	0.00	0.00	0.00	0.00	
4710	Student Council	340.97	0.00	0.00	0.00	340.97	
	D Totals:	340.97	0.00	0.00	0.00	340.97	
E	ADMINISTRATIVE CUSTODIAL						
5040	Fundraising-General	0.00	0.00	0.00	0.00	0.00	
5070	Library	71.47	1,229.66	0.00	0.00	1,301.13	
	E Totals:	71.47	1,229.66	0.00	0.00	1,301.13	
Q	STUDENT FEE FUND						
7000	KG Field Trips	218.23	0.00	0.00	0.00	218.23	
7010	1st Grade Field Trips	155.13	0.00	0.00	0.00	155.13	
7020	2nd Grade Field Trips	125.25	0.00	0.00	0.00	125.25	
7030	3rd Grade Field Trips	222.33	0.00	0.00	0.00	222.33	
7040	4th Grade Field Trips	0.00	0.00	0.00	0.00	0.00	
7050	5th Grade Field Trips	-94.22	495.92	371.00	0.00	30.70	
7090	ACP (SpEd) Trips	0.00	0.00	0.00	0.00	0.00	
7900	Field Trips-Other	0.00	0.00	0.00	0.00	0.00	
	Q Totals:	626.72	495.92	371.00	0.00	751.64	
	Sandoz Totals:	17,814.16	3,575.24	1,001.93	0.00	20,387.47	
	Report Totals:	17,814.16	3,575.24	1,001.93	0.00	20,387.47	

Current Cash Balance

Sorted by Site ID, Group ID, Activity ID; Filtered by Site:
From 02/01/2015 to 02/28/2015.

Site ID	Site Name						
Group ID	Group Name						
Activity ID	Activity Name	Beginning Cash	Receipts	Disbursements	Adjustments	Cash Balance	
Upchurc	Upchurch Elementary						
A	ACTIVITY GENERAL						
1010	General Admin	13,714.43	51.13	454.10	0.00	13,311.46	
1030	Staff Vending	510.22	0.00	0.00	0.00	510.22	
	A Totals:	14,224.65	51.13	454.10	0.00	13,821.68	
D	CLUBS AND ORGANIZATIONS						
4710	Student Council	2,953.53	0.00	0.00	0.00	2,953.53	
	D Totals:	2,953.53	0.00	0.00	0.00	2,953.53	
E	ADMINISTRATIVE CUSTODIAL						
5040	Fundraising-General	4,515.66	0.00	0.00	0.00	4,515.66	
5070	Library	4,671.00	5,297.86	1,558.02	0.00	8,410.84	
	E Totals:	9,186.66	5,297.86	1,558.02	0.00	12,926.50	
Q	STUDENT FEE FUND						
7000	KG Field Trips	78.70	0.00	0.00	0.00	78.70	
7010	1st Grade Field Trips	46.47	0.00	0.00	0.00	46.47	
7020	2nd Grade Field Trips	90.20	0.00	0.00	0.00	90.20	
7030	3rd Grade Field Trips	-412.53	459.50	0.00	0.00	46.97	
7040	4th Grade Field Trips	46.46	0.00	0.00	0.00	46.46	
7050	5th Grade Field Trips	12.46	0.00	0.00	0.00	12.46	
7900	Field Trips-Other	0.00	0.00	0.00	0.00	0.00	
	Q Totals:	-138.24	459.50	0.00	0.00	321.26	
	Upchurc Totals:	26,226.60	5,808.49	2,012.12	0.00	30,022.97	
	Report Totals:	26,226.60	5,808.49	2,012.12	0.00	30,022.97	

Current Cash Balance

Sorted by Site ID, Group ID, Activity ID; Filtered by Site.
From 02/01/2015 to 02/28/2015.

Site ID	Site Name	From 02/01/2015 to 02/28/2015						
Group ID	Group Name	Activity ID	Activity Name	Beginning Cash	Receipts	Disbursements	Adjustments	Cash Balance
Wheeler Wheeler Elementary								
A	ACTIVITY GENERAL							
	1010	General Admin		5,362.78	1,155.89	0.08	0.00	6,518.59
	1030	Staff Vending		132.83	0.00	0.00	0.00	132.83
	1040	Donations		7,029.08	0.00	0.00	0.00	7,029.08
	A Totals:			12,524.69	1,155.89	0.08	0.00	13,680.50
D	CLUBS AND ORGANIZATIONS							
	4040	Art		0.00	0.00	0.00	0.00	0.00
	4070	Birthday Book Club		1,703.49	50.00	0.00	0.00	1,753.49
	4500	Music		301.60	0.00	0.00	0.00	301.60
	4710	Student Council		264.10	0.00	0.00	0.00	264.10
	D Totals:			2,269.19	50.00	0.00	0.00	2,319.19
E	ADMINISTRATIVE CUSTODIAL							
	5040	Fundraising-General		0.00	0.00	0.00	0.00	0.00
	5060	Hospitality		30.00	0.00	0.00	0.00	30.00
	5080	Media		4,767.38	0.00	89.76	0.00	4,677.62
	5100	Other Adm Custodial		1,596.39	410.93	0.00	0.00	2,007.32
	5110	Other Student Activities		0.00	0.00	0.00	0.00	0.00
	E Totals:			6,393.77	410.93	89.76	0.00	6,714.94
Q	STUDENT FEE FUND							
	7000	KG Field Trips		49.34	0.00	0.00	0.00	49.34
	7010	1st Grade Field Trips		-212.81	0.00	0.00	-121.00	-333.81
	7020	2nd Grade Field Trips		103.99	0.00	0.00	0.00	103.99
	7030	3rd Grade Field Trips		462.47	0.00	0.00	0.00	462.47
	7040	4th Grade Field Trips		470.49	0.00	0.00	0.00	470.49
	7050	5th Grade Field Trips		38.84	0.00	0.00	0.00	38.84
	7600	Garden Club		0.00	0.00	0.00	0.00	0.00
	7900	Field Trips-Other		266.94	0.00	130.08	121.00	257.86
	Q Totals:			1,179.26	0.00	130.08	0.00	1,049.18
Wheeler Totals:				22,366.91	1,616.82	219.92	0.00	23,763.81
Report Totals:				22,366.91	1,616.82	219.92	0.00	23,763.81

Current Cash Balance

Sorted by Site ID, Group ID, Activity ID; Filtered by Site.
From 02/01/2015 to 02/28/2015.

Site ID	Site Name					
Group ID	Group Name					
Activity ID	Activity Name	Beginning Cash	Receipts	Disbursements	Adjustments	Cash Balance
Willowd	Willowdale Elementary					
A	ACTIVITY GENERAL					
1010	General Admin	10,124.29	0.60	177.16	0.00	9,947.73
1030	Staff Vending	3,246.45	0.00	0.00	0.00	3,246.45
	A Totals:	13,370.74	0.60	177.16	0.00	13,194.18
D	CLUBS AND ORGANIZATIONS					
4040	Art	0.00	0.00	0.00	0.00	0.00
4140	Choir	0.00	0.00	0.00	0.00	0.00
4230	Environmental Club	0.00	0.00	0.00	0.00	0.00
4710	Student Council	1,119.08	0.00	0.00	0.00	1,119.08
	D Totals:	1,119.08	0.00	0.00	0.00	1,119.08
E	ADMINISTRATIVE CUSTODIAL					
5040	Fundraising-General	0.00	0.00	0.00	0.00	0.00
5050	HAL	0.00	0.00	0.00	0.00	0.00
5080	Media	624.05	59.00	14.14	0.00	668.91
5180	Teacher Fund/Grants	31.25	0.00	0.00	0.00	31.25
5200	Outdoor Learning Environment	379.36	0.00	0.00	0.00	379.36
	E Totals:	1,034.66	59.00	14.14	0.00	1,079.52
Q	STUDENT FEE FUND					
7000	KG Field Trips	-426.31	0.00	0.00	0.00	-426.31
7010	1st Grade Field Trips	64.99	0.00	0.00	0.00	64.99
7020	2nd Grade Field Trips	-223.10	0.00	0.00	0.00	-223.10
7030	3rd Grade Field Trips	139.30	0.00	0.00	0.00	139.30
7040	4th Grade Field Trips	0.00	0.00	0.00	0.00	0.00
7050	5th Grade Field Trips	-26.08	0.00	0.00	0.00	-26.08
7900	Field Trips-Other	68.00	0.00	0.00	0.00	68.00
	Q Totals:	-403.20	0.00	0.00	0.00	-403.20
	Willowda Totals:	15,121.28	59.60	191.30	0.00	14,989.58
	Report Totals:	15,121.28	59.60	191.30	0.00	14,989.58

Current Cash Balance

Sorted by Site ID, Group ID, Activity ID, Filtered by Site.
From 02/01/2015 to 02/28/2015.

Site ID Group ID	Site Name Group Name	Activity ID	Activity Name	Beginning Cash	Receipts	Disbursements	Adjustments	Cash Balance
AMS	Andersen Middle School							
A	ACTIVITY GENERAL							
	1010	General Admin		28,488.87	4.48	465.14	0.00	28,028.21
	1025	Savings		0.00	0.00	0.00	0.00	0.00
	1030	Staff Vending		1,533.53	0.00	0.00	0.00	1,533.53
	1035	Student Vending		3,725.95	0.00	445.44	0.00	3,280.51
	1170	Wellness		460.52	0.00	0.00	0.00	460.52
		A Totals:		34,208.87	4.48	910.58	0.00	33,302.77
B	Athletics-Girls							
	2013	Misc. Expenditures - Girls		770.99	35.00	465.46	280.00	620.53
		B Totals:		770.99	35.00	465.46	280.00	620.53
C	Athletics-Boys							
	3013	Misc. Expenditures - Boys		4,413.93	0.00	647.98	425.00	4,190.95
		C Totals:		4,413.93	0.00	647.98	425.00	4,190.95
D	CLUBS AND ORGANIZATIONS							
	4040	Art		322.05	0.00	0.00	0.00	322.05
	4060	Band		2,355.30	0.00	235.00	0.00	2,120.30
	4080	Book Club		213.17	0.00	0.00	0.00	213.17
	4100	Builders Club		412.06	0.00	0.00	0.00	412.06
	4220	Drama Club		49.75	0.00	0.00	0.00	49.75
	4260	FCS Club		2,742.54	10.00	161.10	0.00	2,591.44
	4370	Industrial Arts		6,384.24	1,340.00	107.60	0.00	7,596.64
	4440	Leadership Club		1,299.15	0.00	0.00	0.00	1,299.15
	4500	Music		1,789.56	174.25	121.68	0.00	1,842.13
	4540	Other Clubs		63.66	0.00	121.57	50.00	-7.91
	4560	Photography Club		79.58	0.00	0.00	0.00	79.58
	4590	Renaissance Program		304.79	0.00	0.00	0.00	304.79
	4630	Science Club		0.00	0.00	0.00	0.00	0.00
	4710	Student Council		3,770.10	0.00	0.00	0.00	3,770.10
	4740	Volleyball Club		0.00	0.00	0.00	0.00	0.00
	4750	Volunteer Club		0.00	0.00	0.00	0.00	0.00
	4770	Yearbook		5,951.34	0.00	0.00	0.00	5,951.34
	4780	Youth to Youth		1,800.48	0.00	0.00	8.00	1,808.48
		D Totals:		27,517.77	1,524.25	746.95	58.00	28,353.07
E	ADMINISTRATIVE CUSTODIAL							
	5020	Fines		7,173.62	25.00	0.00	0.00	7,198.62
	5030	Counseling Center		1,070.81	0.00	86.15	0.00	984.66
	5040	Fundraising-General		10,250.83	100.00	0.00	0.00	10,350.83
	5050	HAL		-15.00	72.00	73.00	0.00	-16.00
	5060	Hospitality		811.43	0.00	0.00	0.00	811.43
	5070	Library		1,680.64	0.00	0.00	0.00	1,680.64
	5100	Other Adm Custodial		0.00	0.00	0.00	0.00	0.00

Current Cash Balance

Sorted by Site ID, Group ID, Activity ID, Filtered by Site.
From 02/01/2015 to 02/28/2015.

Site ID Group ID	Site Name Group Name	Activity ID	Activity Name	Beginning Cash	Receipts	Disbursements	Adjustments	Cash Balance
		5110	Other Student Activities	0.00	0.00	0.00	0.00	0.00
		5120	P.E.	1,174.34	0.00	0.00	0.00	1,174.34
		5165	Logo Sales	5,492.21	0.00	0.00	0.00	5,492.21
		5200	Outdoor Learning Environment	1,639.96	0.00	0.00	0.00	1,639.96
		5215	Special Events	8,380.36	0.00	0.00	0.00	8,380.36
	E	Totals:		37,659.20	197.00	159.15	0.00	37,697.05
Q	STUDENT FEE FUND							
		7060	8th Grade Field Trips	-236.26	1,064.00	1,045.40	0.00	-217.66
		7070	7th Grade Field Trips	-4.22	1,162.00	1,180.89	0.00	-23.11
		7080	8th Grade Field Trips	0.00	0.00	1,495.39	0.00	-1,495.39
		7150	Jumpstart	-78.11	0.00	0.00	0.00	-78.11
		7170	Participation Fees - Clubs & Orgs	0.00	58.00	0.00	-58.00	0.00
		7900	Field Trips-Other	0.00	0.00	0.00	0.00	0.00
		7901	Student Transportation	-30.00	1,800.00	1,770.00	0.00	0.00
	Q	Totals:		-348.59	4,084.00	5,491.68	-58.00	-1,814.27
S	ATHLETIC							
		9050	Athletic-General	11,492.61	1,000.00	0.00	0.00	12,492.61
	S	Totals:		11,492.61	1,000.00	0.00	0.00	12,492.61
	AMS	Totals:		115,714.78	6,844.73	8,421.80	705.00	114,842.71
	Report Totals:			115,714.78	6,844.73	8,421.80	705.00	114,842.71

Current Cash Balance

Sorted by Site ID, Group ID, Activity ID; Filtered by Site
From 02/01/2015 to 02/28/2015.

Site ID Group ID	Site Name Group Name	Activity ID	Activity Name	Beginning Cash	Receipts	Disbursements	Adjustments	Cash Balance
BMS	Beadle Middle School							
A	ACTIVITY GENERAL							
	1010		General Admin	6,031.15	753.72	18.73	0.00	6,766.14
	1025		Savings	0.00	0.00	0.00	0.00	0.00
	1030		Staff Vending	1,153.13	0.00	233.22	0.00	919.91
	1035		Student Vending	3,631.01	0.00	290.12	0.00	3,340.89
	1040		Donations	5,138.23	0.00	854.18	0.00	4,284.05
	1070		Start Up Cash	0.00	0.00	0.00	0.00	0.00
	1080		Next Year Monies	344.11	0.00	0.00	0.00	344.11
	1170		Wellness	0.00	0.00	0.00	0.00	0.00
	A	Totals:		16,297.63	753.72	1,396.25	0.00	15,655.10
B	Athletics-Girls							
	2013		Misc. Expenditures - Girls	1,762.85	757.45	997.68	0.00	1,522.62
	B	Totals:		1,762.85	757.45	997.68	0.00	1,522.62
C	Athletics-Boys							
	3013		Misc. Expenditures - Boys	1,869.14	434.44	728.50	0.00	1,575.08
	C	Totals:		1,869.14	434.44	728.50	0.00	1,575.08
D	CLUBS AND ORGANIZATIONS							
	4040		Art	161.50	0.00	0.00	0.00	161.50
	4060		Band	0.00	0.00	0.00	0.00	0.00
	4170		Cross Country Club	266.60	0.00	0.00	0.00	266.60
	4190		Dance	3.71	0.00	0.00	0.00	3.71
	4200		Debate Team	0.00	0.00	0.00	0.00	0.00
	4220		Drama Club	0.00	0.00	0.00	0.00	0.00
	4230		Environmental Club	290.12	0.00	0.00	0.00	290.12
	4260		FCS Club	911.97	0.00	0.00	0.00	911.97
	4320		Future Educators	18.87	0.00	0.00	0.00	18.87
	4540		Other Clubs	135.21	0.00	59.91	0.00	75.30
	4570		Play Production	3,561.29	0.00	0.00	0.00	3,561.29
	4630		Science Club	74.58	0.00	0.00	0.00	74.58
	4690		Spirit Shop	8,443.07	25.00	2,570.42	0.00	5,897.65
	4710		Student Council	645.46	0.00	0.00	0.00	645.46
	4770		Yearbook	30,941.29	127.00	0.00	0.00	31,068.29
	4780		Youth to Youth	1,143.53	0.00	401.18	0.00	742.35
	D	Totals:		46,597.20	152.00	3,031.51	0.00	43,717.69
E	ADMINISTRATIVE CUSTODIAL							
	5025		Fines - Library Book	874.20	0.00	0.00	0.00	874.20
	5030		Counseling Center	183.24	0.00	0.00	0.00	183.24
	5040		Fundraising-General	0.00	0.00	0.00	0.00	0.00
	5050		HAL	0.00	0.00	0.00	0.00	0.00
	5060		Hospitality	3,356.50	0.00	0.00	0.00	3,356.50
	5070		Library	1,344.55	0.00	0.00	0.00	1,344.55

Current Cash Balance

Sorted by Site ID, Group ID, Activity ID; Filtered by Site.
From 02/01/2015 to 02/28/2015.

Site ID Group ID	Site Name Group Name						
Activity ID	Activity Name	Beginning Cash	Receipts	Disbursements	Adjustments	Cash Balance	
5120	P.E.	1,829.95	0.00	0.00	0.00	1,829.95	
5180	Teacher Fund/Grants	1,098.18	0.00	0.00	0.00	1,098.18	
5220	Site Improvements	1,107.78	0.00	0.00	0.00	1,107.78	
E Totals:		9,794.40	0.00	0.00	0.00	9,794.40	
Q	STUDENT FEE FUND						
7060	6th Grade Field Trips	66.78	0.00	0.00	0.00	66.78	
7100	After School Program	0.00	0.00	0.00	0.00	0.00	
7150	Jumpstart	0.00	0.00	0.00	0.00	0.00	
7170	Participation Fees - Clubs & Orgs	0.00	0.00	0.00	0.00	0.00	
7901	Student Transportation	3,430.00	2,820.00	3,430.00	0.00	2,820.00	
Q Totals:		3,496.78	2,820.00	3,430.00	0.00	2,886.78	
BMS Totals:		79,818.00	4,917.61	9,583.94	0.00	75,151.67	
Report Totals:		79,818.00	4,917.61	9,583.94	0.00	75,151.67	

Current Cash Balance

Sorted by Site ID, Group ID, Activity ID; Filtered by Site:
From 02/01/2015 to 02/28/2015.

Site ID Group ID	Site Name Group Name	Activity ID	Activity Name	Beginning Cash	Receipts	Disbursements	Adjustments	Cash Balance
CMS	Central Middle School							
A	ACTIVITY GENERAL							
	1010	General Admin		1,454.57	1.69	584.55	0.00	871.71
	1025	Savings		0.00	0.00	0.00	0.00	0.00
	1030	Staff Vending		149.24	0.00	0.00	0.00	149.24
	1035	Student Vending		4,299.77	0.00	0.00	0.00	4,299.77
	1040	Donations		0.00	0.00	0.00	0.00	0.00
	1050	Projects/Support		0.00	0.00	0.00	0.00	0.00
		A Totals:		5,903.58	1.69	584.55	0.00	5,320.72
B	Athletics-Girls							
	2013	Misc. Expenditures - Girls		4,059.57	0.00	839.32	735.00	3,955.25
		B Totals:		4,059.57	0.00	839.32	735.00	3,955.25
C	Athletics-Boys							
	3013	Misc. Expenditures - Boys		-4,965.51	0.00	712.34	735.00	-4,942.85
		C Totals:		-4,965.51	0.00	712.34	735.00	-4,942.85
D	CLUBS AND ORGANIZATIONS							
	4010	40 Assets		0.00	0.00	0.00	0.00	0.00
	4040	Art		192.57	0.00	0.00	0.00	192.57
	4060	Band		0.00	0.00	0.00	0.00	0.00
	4090	Bowling Club		366.03	0.00	0.00	0.00	366.03
	4170	Cross Country Club		97.28	0.00	0.00	0.00	97.28
	4220	Drama Club		1,406.44	0.00	76.00	165.00	1,495.44
	4260	FCS Club		7.74	0.00	0.00	0.00	7.74
	4500	Music		1,775.44	0.00	0.00	0.00	1,775.44
	4530	Orchestra		0.00	0.00	0.00	0.00	0.00
	4540	Other Clubs		-144.50	0.00	0.00	0.00	-144.50
	4670	SPARKS		4.74	0.00	0.00	0.00	4.74
	4710	Student Council		2,684.50	0.00	111.00	0.00	2,573.50
	4760	World Language		0.00	0.00	0.00	0.00	0.00
	4770	Yearbook		3,385.72	0.00	0.00	0.00	3,385.72
		D Totals:		9,775.96	0.00	187.00	165.00	9,753.96
E	ADMINISTRATIVE CUSTODIAL							
	5020	Fines		541.16	0.00	0.00	0.00	541.16
	5040	Fundraising-General		2,660.51	377.50	212.92	0.00	2,825.09
	5050	HAL		0.00	0.00	0.00	0.00	0.00
	5060	Hospitality		0.00	0.00	0.00	0.00	0.00
	5070	Library		652.80	0.00	0.00	0.00	652.80
	5075	Mentoring		199.50	0.00	0.00	0.00	199.50
	5085	MSAP		570.48	0.00	0.00	0.00	570.48
	5090	Montessori		242.15	1,196.00	0.00	0.00	1,438.15
	5093	Montessori 7/8 Sales		856.52	0.00	0.00	0.00	856.52
	5095	Montessori Fundraising		9,553.64	3,718.75	2,319.00	464.00	11,417.39

Current Cash Balance

Sorted by Site ID, Group ID, Activity ID; Filtered by Site.
From 02/01/2015 to 02/28/2015.

Site ID Group ID	Site Name Group Name	Activity ID	Activity Name	Beginning Cash	Receipts	Disbursements	Adjustments	Cash Balance
		5100	Other Adm Custodial	0.00	0.00	0.00	0.00	0.00
		5110	Other Student Activities	0.00	0.00	0.00	0.00	0.00
		5120	P.E.	0.00	0.00	0.00	0.00	0.00
		5140	PayBac	16.48	0.00	0.00	0.00	16.48
		5170	Student Notebooks	2,389.82	0.00	0.00	0.00	2,389.82
		5180	Teacher Fund/Grants	1,045.04	602.00	150.00	0.00	1,497.04
		5185	Technology	0.00	0.00	0.00	0.00	0.00
		5210	Zone	-108.79	0.00	45.86	0.00	-154.65
	E	Totals:		18,619.31	5,894.25	2,727.78	464.00	22,249.78
Q	STUDENT FEE FUND							
		7060	6th Grade Field Trips	-33.10	0.00	0.00	0.00	-33.10
		7070	7th Grade Field Trips	-520.83	0.00	0.00	0.00	-520.83
		7080	8th Grade Field Trips	-79.98	0.00	0.00	0.00	-79.98
		7135	Montessori 6-8	-5,001.26	0.00	14,494.31	-464.00	-19,959.57
		7150	Jumpstart	-61.03	0.00	0.00	0.00	-61.03
		7170	Participation Fees - Clubs & Orgs	760.00	137.00	0.00	0.00	897.00
		7900	Field Trips-Other	-236.35	0.00	0.00	0.00	-236.35
		7901	Student Transportation	-30.00	2,610.00	0.00	0.00	2,580.00
	Q	Totals:		-5,202.55	2,747.00	14,494.31	-464.00	-17,413.86
S	ATHLETIC							
		9070	Miscellaneous Receipts	745.60	5.00	0.00	0.00	750.60
	S	Totals:		745.60	5.00	0.00	0.00	750.60
	CMS	Totals:		28,935.96	8,647.94	19,545.30	1,635.00	19,673.60
	Report Totals:			28,935.96	8,647.94	19,545.30	1,635.00	19,673.60

Current Cash Balance

Sorted by Site ID, Group ID, Activity ID; Filtered by Site.
From 02/01/2015 to 02/28/2015.

Site ID	Site Name						
Group ID	Group Name						
Activity ID	Activity Name	Beginning Cash	Receipts	Disbursements	Adjustments	Cash Balance	
KMS	Kiewit Middle School						
A	ACTIVITY GENERAL						
1010	General Admin	2,494.99	0.00	0.00	0.00	2,494.99	
1025	Savings	58,551.58	0.00	0.00	0.00	58,551.58	
1030	Staff Vending	3,090.01	0.00	0.00	0.00	3,090.01	
1035	Student Vending	56,061.01	0.00	0.00	0.00	56,061.01	
1050	Projects/Support	17,980.97	0.00	0.00	0.00	17,980.97	
	A Totals:	138,178.56	0.00	0.00	0.00	138,178.56	
B	Athletics-Girls						
2013	Misc. Expenditures - Girls	2,484.77	70.00	516.01	0.00	2,038.76	
	B Totals:	2,484.77	70.00	516.01	0.00	2,038.76	
C	Athletics-Boys						
3013	Misc. Expenditures - Boys	1,452.30	0.00	488.74	0.00	963.56	
3052	Camps - Boys Basketball	0.00	0.00	0.00	0.00	0.00	
	C Totals:	1,452.30	0.00	488.74	0.00	963.56	
D	CLUBS AND ORGANIZATIONS						
4040	Art	445.00	0.00	9.96	0.00	435.04	
4060	Band	0.00	0.00	0.00	0.00	0.00	
4130	Chess Club	0.00	0.00	0.00	0.00	0.00	
4220	Drama Club	3,028.58	0.00	0.00	0.00	3,028.58	
4260	FCS Club	400.57	0.00	0.00	0.00	400.57	
4370	Industrial Arts	18,120.99	0.00	322.19	0.00	17,798.80	
4380	International Club	51.96	0.00	0.00	0.00	51.96	
4500	Music	3,736.18	80.00	2,229.03	0.00	1,587.15	
4540	Other Clubs	81.58	0.00	9.78	0.00	71.80	
4630	Science Club	210.00	0.00	0.00	0.00	210.00	
4680	Speech Club	374.00	0.00	0.00	0.00	374.00	
4710	Student Council	4,503.50	596.40	0.00	0.00	5,099.90	
4750	Volunteer Club	8,295.51	0.00	0.00	0.00	8,295.51	
4770	Yearbook	52,755.53	0.00	0.00	0.00	52,755.53	
4780	Youth to Youth	0.00	0.00	0.00	0.00	0.00	
	D Totals:	92,003.40	676.40	2,570.96	0.00	90,108.84	
E	ADMINISTRATIVE CUSTODIAL						
5040	Fundraising-General	13,392.09	509.75	634.05	0.00	13,267.79	
5050	HAL	-50.16	371.00	371.00	0.00	-50.16	
5060	Hospitality	1,347.35	0.00	25.00	0.00	1,322.35	
5070	Library	7,012.04	17.00	92.96	0.00	6,936.08	
5120	P.E.	656.80	0.00	0.00	0.00	656.80	
5140	PayBac	10,938.69	0.00	0.00	0.00	10,938.69	
5165	Logo Sales	40,473.57	0.00	0.00	0.00	40,473.57	
5175	Student Scholarships	1,536.06	0.00	0.00	0.00	1,536.06	
5180	Teacher Fund/Grants	412.01	0.00	0.00	0.00	412.01	

Current Cash Balance

Sorted by Site ID, Group ID, Activity ID; Filtered by Site.
From 02/01/2015 to 02/28/2015.

Site ID Group ID	Site Name Group Name		Beginning Cash	Receipts	Disbursements	Adjustments	Cash Balance
5185	Technology		0.00	0.00	0.00	0.00	0.00
	E	Totals:	75,718.45	897.75	1,123.01	0.00	75,493.19
Q	STUDENT FEE FUND						
7060	6th Grade Field Trips		-101.82	0.00	0.00	0.00	-101.82
7070	7th Grade Field Trips		82.36	0.00	0.00	0.00	82.36
7080	8th Grade Field Trips		-1,710.96	1,541.00	939.96	0.00	-1,109.92
7100	After School Program		1,007.29	2,932.00	5,612.56	0.00	-1,673.27
7140	Mini-Classes		0.00	0.00	0.00	0.00	0.00
7170	Participation Fees - Clubs & Orgs		4,032.00	0.00	0.00	0.00	4,032.00
7901	Student Transportation		1,336.86	2,310.00	4,530.00	0.00	-883.14
	Q	Totals:	4,645.73	6,783.00	11,082.52	0.00	346.21
	KMS	Totals:	314,483.21	8,427.15	15,781.24	0.00	307,129.12
	Report Totals:		314,483.21	8,427.15	15,781.24	0.00	307,129.12

Current Cash Balance

Sorted by Site ID, Group ID, Activity ID; Filtered by Site
From 02/01/2015 to 02/28/2015.

Site ID Group ID	Site Name Group Name	Activity ID	Activity Name	Beginning Cash	Receipts	Disbursements	Adjustments	Cash Balance
NMS	North Middle School							
A	ACTIVITY GENERAL							
	1010	General Admin		4,481.82	991.45	0.00	0.00	5,473.27
	1025	Savings		0.00	0.00	0.00	0.00	0.00
	1030	Staff Vending		107.84	0.00	90.00	0.00	17.84
	1035	Student Vending		1,768.75	89.75	0.00	0.00	1,858.50
	1040	Donations		14,630.08	355.00	602.08	0.00	14,383.00
	1170	Wellness		0.00	0.00	0.00	0.00	0.00
		A Totals:		20,988.49	1,436.20	692.08	0.00	21,732.61
B	Athletics-Girls							
	2003	Entry Fees - Girls		0.00	0.00	0.00	0.00	0.00
		B Totals:		0.00	0.00	0.00	0.00	0.00
D	CLUBS AND ORGANIZATIONS							
	4040	Art		45.55	0.00	0.00	0.00	45.55
	4060	Band		3.03	100.00	362.50	0.00	-259.47
	4130	Chess Club		-38.63	0.00	0.00	0.00	-38.63
	4140	Choir		-380.00	0.00	0.00	0.00	-380.00
	4170	Cross Country Club		-217.00	0.00	0.00	0.00	-217.00
	4220	Drama Club		4,790.92	0.00	0.00	0.00	4,790.92
	4260	FCS Club		0.00	0.00	0.00	0.00	0.00
	4290	Forensics		50.00	0.00	0.00	0.00	50.00
	4370	Industrial Arts		1,457.36	5.00	0.00	0.00	1,462.36
	4380	International Club		307.10	0.00	0.00	0.00	307.10
	4490	M-Club		0.00	0.00	0.00	0.00	0.00
	4540	Other Clubs		0.00	0.00	0.00	0.00	0.00
	4600	Robotics & Engineering Club		0.00	0.00	0.00	0.00	0.00
	4690	Spirit Shop		0.00	0.00	0.00	0.00	0.00
	4710	Student Council		8,192.07	2,634.88	1,938.04	0.00	8,888.91
	4750	Volunteer Club		0.00	0.00	0.00	0.00	0.00
	4770	Yearbook		-6,203.76	0.00	0.00	0.00	-6,203.76
	4780	Youth to Youth		625.58	0.00	121.68	0.00	503.90
		D Totals:		8,632.22	2,739.88	2,422.22	0.00	8,949.88
E	ADMINISTRATIVE CUSTODIAL							
	5040	Fundraising-General		21,833.38	216.04	0.00	0.00	22,049.42
	5050	HAL		471.71	245.25	0.00	0.00	716.96
	5060	Hospitality		721.07	0.00	29.57	0.00	691.50
	5070	Library		2,093.15	0.00	0.00	0.00	2,093.15
	5120	P.E.		0.00	0.00	0.00	0.00	0.00
	5200	Outdoor Learning Environment		-2,995.97	0.00	0.00	2,995.97	0.00
	5215	Special Events		1,307.27	0.00	0.00	0.00	1,307.27
		E Totals:		23,430.61	461.29	29.57	2,995.97	26,858.30
Q	STUDENT FEE FUND							

Current Cash Balance

Sorted by Site ID, Group ID, Activity ID; Filtered by Site
From 02/01/2015 to 02/28/2015.

Site ID Group ID	Site Name Group Name						
Activity ID	Activity Name	Beginning Cash	Receipts	Disbursements	Adjustments	Cash Balance	
7060	6th Grade Field Trips	0.00	0.00	0.00	0.00	0.00	
7070	7th Grade Field Trips	0.00	0.00	0.00	0.00	0.00	
7080	8th Grade Field Trips	0.00	0.00	0.00	0.00	0.00	
7150	Jumpstart	1,047.86	0.00	0.00	0.00	1,047.86	
7170	Participation Fees - Clubs & Orgs	1,607.16	0.00	0.00	0.00	1,607.16	
7900	Field Trips-Other	0.00	0.00	0.00	0.00	0.00	
7901	Student Transportation	1,050.00	630.00	1,680.00	0.00	0.00	
Q Totals:		3,705.02	630.00	1,680.00	0.00	2,655.02	
NMS Totals:		56,756.34	5,267.37	4,823.87	2,995.97	60,195.81	
Report Totals:		56,756.34	5,267.37	4,823.87	2,995.97	60,195.81	

Current Cash Balance

Sorted by Site ID, Group ID, Activity ID; Filtered by Site.
From 02/01/2015 to 02/28/2015.

Site ID Group ID	Site Name Group Name	Activity ID	Activity Name	Beginning Cash	Receipts	Disbursements	Adjustments	Cash Balance
RMS	Russell Middle School							
A	ACTIVITY GENERAL							
	1010		General Admin	6,703.05	5.84	809.50	-62.15	5,837.24
	1030		Staff Vending	751.38	0.00	68.59	0.00	682.79
	1035		Student Vending	20.95	10.00	0.00	0.00	30.95
	1040		Donations	35,118.05	75.00	280.00	0.00	34,913.05
	1170		Wellness	0.00	0.00	0.00	0.00	0.00
		A	Totals:	42,593.43	90.84	1,158.09	-62.15	41,464.03
B	Athletics-Girls							
	2013		Misc. Expenditures - Girls	4,442.78	0.00	695.17	410.00	4,157.61
		B	Totals:	4,442.78	0.00	695.17	410.00	4,157.61
C	Athletics-Boys							
	3013		Misc. Expenditures - Boys	5,337.45	0.00	500.42	0.00	4,837.03
		C	Totals:	5,337.45	0.00	500.42	0.00	4,837.03
D	CLUBS AND ORGANIZATIONS							
	4040		Art	384.09	0.00	1,051.00	8.00	-658.91
	4045		Art Projects	56.00	1.00	24.09	7.00	39.91
	4170		Cross Country Club	280.00	0.00	0.00	0.00	280.00
	4180		Culinary Competition	133.45	0.00	86.07	16.00	63.38
	4190		Dance	297.85	0.00	0.00	0.00	297.85
	4260		FCS Club	861.56	0.00	0.00	0.00	861.56
	4370		Industrial Arts	-3,789.59	400.75	0.00	0.00	-3,388.84
	4500		Music	-157.54	0.00	0.00	0.00	-157.54
	4503		Music-Musicals	2,054.00	40.00	0.00	0.00	2,094.00
	4530		Orchestra	68.48	0.00	0.00	0.00	68.48
	4540		Other Clubs	0.00	0.00	0.00	0.00	0.00
	4710		Student Council	1,042.38	0.00	67.12	0.00	975.26
	4750		Volunteer Club	0.00	0.00	0.00	0.00	0.00
	4770		Yearbook	57,850.71	90.00	7,567.76	-45,000.00	5,372.95
		D	Totals:	59,081.39	531.75	8,796.04	-44,969.00	5,848.10
E	ADMINISTRATIVE CUSTODIAL							
	5008		Surplus Sales	0.00	0.00	0.00	59,000.00	59,000.00
	5025		Fines - Library Book	0.00	0.00	0.00	0.00	0.00
	5030		Counseling Center	637.93	0.00	14.99	0.00	622.94
	5040		Fundraising-General	2,574.37	444.02	29.10	0.00	2,989.29
	5050		HAL	0.00	230.50	230.50	0.00	0.00
	5060		Hospitality	873.45	20.00	50.00	0.00	843.45
	5070		Library	254.52	9.00	0.00	0.00	263.52
	5100		Other Adm Custodial	0.00	0.00	0.00	0.00	0.00
	5110		Other Student Activities	1,936.96	0.00	0.00	0.00	1,936.96
	5120		P.E.	316.46	0.00	0.00	0.00	316.46
	5165		Logo Sales	-111.60	58.45	0.00	62.15	9.00

Current Cash Balance

Sorted by Site ID, Group ID, Activity ID; Filtered by Site.
From 02/01/2015 to 02/28/2015.

Site ID	Site Name						
Group ID	Group Name						
Activity ID	Activity Name		Beginning Cash	Receipts	Disbursements	Adjustments	Cash Balance
E Totals:			6,482.09	761.97	324.59	59,062.15	65,981.62
Q	STUDENT FEE FUND						
7060	6th Grade Field Trips		0.00	0.00	0.00	0.00	0.00
7070	7th Grade Field Trips		0.65	0.00	0.00	0.00	0.65
7080	8th Grade Field Trips		135.66	0.00	0.00	0.00	135.66
7150	Jumpstart		-1,318.72	0.00	0.00	0.00	-1,318.72
7170	Participation Fees - Clubs & Orgs		0.00	31.00	0.00	-31.00	0.00
7900	Field Trips-Other		0.00	0.00	0.00	0.00	0.00
7901	Student Transportation		360.00	600.00	360.00	0.00	600.00
Q Totals:			-822.41	631.00	360.00	-31.00	-582.41
S	ATHLETIC						
9070	Miscellaneous Receipts		0.00	0.00	0.00	0.00	0.00
S Totals:			0.00	0.00	0.00	0.00	0.00
RMS Totals:			117,114.73	2,015.56	11,834.31	14,410.00	121,705.98
Report Totals:			117,114.73	2,015.56	11,834.31	14,410.00	121,705.98

Current Cash Balance

Sorted by Site ID, Group ID, Activity ID; Filtered by Site.
From 02/01/2015 to 02/28/2015.

Site ID	Site Name						
Group ID	Group Name						
Activity ID	Activity Name	Beginning Cash	Receipts	Disbursements	Adjustments	Cash Balance	
Horizon	Millard Horizon High School						
A	ACTIVITY GENERAL						
1010	General Admin	-4,122.76	0.34	53.63	-4,176.39	0.34	
1030	Staff Vending	7,575.79	0.00	931.86	-4,176.39	2,467.54	
	A Totals:	3,453.03	0.34	985.49	0.00	2,467.88	
D	CLUBS AND ORGANIZATIONS						
4650	Skills USA	374.95	2,820.00	0.00	0.00	3,194.95	
4710	Student Council	159.14	0.00	0.00	0.00	159.14	
4790	DLM Academy	2,946.72	0.00	2,591.07	0.00	355.65	
	D Totals:	3,480.81	2,820.00	2,591.07	0.00	3,709.74	
E	ADMINISTRATIVE CUSTODIAL						
5040	Fundraising-General	531.48	0.00	0.00	0.00	531.48	
	E Totals:	531.48	0.00	0.00	0.00	531.48	
	Horizon Totals:	7,465.32	2,820.34	3,576.56	0.00	6,709.10	
	Report Totals:	7,465.32	2,820.34	3,576.56	0.00	6,709.10	

Current Cash Balance

Sorted by Site ID, Group ID, Activity ID; Filtered by Site.
From 02/01/2015 to 02/28/2015.

Site ID Group ID	Site Name Group Name	Activity ID	Activity Name	Beginning Cash	Receipts	Disbursements	Adjustments	Cash Balance
NHS	Millard North High School							
A	ACTIVITY GENERAL							
		1010	General Admin	9,359.43	35.00	1,347.17	0.00	8,047.26
		1025	Savings	-300,426.03	0.00	0.00	0.00	-300,426.03
		1030	Staff Vending	-910.08	0.00	0.00	0.00	-910.08
		1035	Student Vending	47,500.00	0.00	0.00	0.00	47,500.00
		1040	Donations	0.00	0.00	0.00	0.00	0.00
		1050	Projects/Support	24,082.08	0.00	0.00	0.00	24,082.08
		1070	Start Up Cash	-2,800.00	4,919.75	600.00	0.00	1,519.75
		1090	Other Revenue	2,282.38	0.00	0.00	0.00	2,282.38
		1110	Extracurr Transportation	-25,958.96	0.00	7,877.82	0.00	-33,836.78
	A	Totals:		-246,871.18	4,954.75	9,824.99	0.00	-251,741.42
B	Athletics-Girls							
		2001	Awards - Girls	0.00	0.00	0.00	0.00	0.00
		2002	Camps - Girls	0.00	0.00	0.00	0.00	0.00
		2003	Entry Fees - Girls	2,775.00	250.00	0.00	0.00	3,025.00
		2004	Equipment - Girls	0.00	0.00	0.00	0.00	0.00
		2005	Lodging - Girls	0.00	0.00	0.00	0.00	0.00
		2006	Meals - Girls	0.00	0.00	0.00	0.00	0.00
		2007	Officials - Girls	0.00	0.00	0.00	0.00	0.00
		2009	Scouting - Girls	0.00	0.00	0.00	0.00	0.00
		2010	Security - Girls	0.00	0.00	0.00	0.00	0.00
		2011	Transportation - Girls	1,050.00	0.00	0.00	0.00	1,050.00
		2012	Uniforms/Apparel - Girls	0.00	0.00	0.00	0.00	0.00
		2013	Misc. Expenditures - Girls	0.00	0.00	0.00	0.00	0.00
		2051	Awards - Girls Basketball	0.00	0.00	0.00	0.00	0.00
		2052	Camps - Girls Basketball	1,458.46	2,549.43	0.00	0.00	4,007.89
		2053	Entry Fees - Girls Basketball	-225.00	0.00	0.00	0.00	-225.00
		2054	Equipment - Girls Basketball	-1,165.80	0.00	175.00	0.00	-1,340.80
		2055	Lodging - Girls Basketball	0.00	0.00	0.00	0.00	0.00
		2056	Meals - Girls Basketball	0.00	0.00	261.91	0.00	-261.91
		2057	Officials - Girls Basketball	-2,300.00	0.00	1,820.00	0.00	-4,120.00
		2058	Prof. Development - Girls Basketball	0.00	0.00	0.00	0.00	0.00
		2059	Scouting - Girls Basketball	0.00	0.00	0.00	0.00	0.00
		2060	Security - Girls Basketball	-480.00	0.00	460.00	0.00	-940.00
		2061	Transportation - Girls Basketball	-2,210.54	0.00	870.54	0.00	-3,081.08
		2062	Uniforms/Apparel - Girls Basketball	-3,693.00	0.00	0.00	0.00	-3,693.00
		2063	Misc. Expenditures - Girls Basketball	0.00	0.00	0.00	0.00	0.00
		2101	Awards - Girls Cross Country	-33.05	0.00	0.00	0.00	-33.05
		2102	Camps - Girls Cross Country	1,390.95	0.00	0.00	0.00	1,390.95
		2103	Entry Fees - Girls Cross Country	-484.00	0.00	0.00	0.00	-484.00
		2104	Equipment - Girls Cross Country	0.00	0.00	0.00	0.00	0.00
		2105	Lodging - Girls Cross Country	0.00	0.00	0.00	0.00	0.00
		2106	Meals - Girls Cross Country	0.00	0.00	0.00	0.00	0.00

Current Cash Balance

Sorted by Site ID, Group ID, Activity ID; Filtered by Site,
From 02/01/2015 to 02/28/2015.

Site ID Group ID	Site Name Group Name					
Activity ID	Activity Name	Beginning Cash	Receipts	Disbursements	Adjustments	Cash Balance
2107	Officials - Girls Cross Country	0.00	0.00	0.00	0.00	0.00
2108	Prof. Development - Girls Cross Country	0.00	0.00	0.00	0.00	0.00
2109	Scouting - Girls Cross Country	0.00	0.00	0.00	0.00	0.00
2110	Security - Girls Cross Country	0.00	0.00	0.00	0.00	0.00
2111	Transportation - Girls Cross Country	-2,402.78	0.00	0.00	0.00	-2,402.78
2112	Uniforms/Apparel - Girls Cross Country	0.00	0.00	0.00	0.00	0.00
2113	Misc. Expenditures - Girls Cross Country	-8.03	0.00	0.00	0.00	-8.03
2151	Awards - Girls Golf	0.00	0.00	0.00	0.00	0.00
2152	Camps - Girls Golf	1,149.81	0.00	0.00	0.00	1,149.81
2153	Entry Fees - Girls Golf	-725.00	0.00	0.00	0.00	-725.00
2154	Equipment - Girls Golf	0.00	0.00	0.00	0.00	0.00
2155	Lodging - Girls Golf	-539.70	0.00	0.00	0.00	-539.70
2156	Meals - Girls Golf	-276.00	0.00	0.00	0.00	-276.00
2157	Officials - Girls Golf	0.00	0.00	0.00	0.00	0.00
2158	Prof. Development - Girls Golf	0.00	0.00	0.00	0.00	0.00
2159	Scouting - Girls Golf	0.00	0.00	0.00	0.00	0.00
2160	Security - Girls Golf	0.00	0.00	0.00	0.00	0.00
2161	Transportation - Girls Golf	0.00	0.00	0.00	0.00	0.00
2162	Uniforms/Apparel - Girls Golf	0.00	0.00	0.00	0.00	0.00
2163	Misc. Expenditures - Girls Golf	-231.00	0.00	0.00	0.00	-231.00
2201	Awards - Girls Soccer	0.00	0.00	0.00	0.00	0.00
2202	Camps - Girls Soccer	299.79	0.00	0.00	0.00	299.79
2203	Entry Fees - Girls Soccer	0.00	0.00	0.00	0.00	0.00
2204	Equipment - Girls Soccer	0.00	0.00	0.00	0.00	0.00
2205	Lodging - Girls Soccer	0.00	0.00	0.00	0.00	0.00
2206	Meals - Girls Soccer	0.00	0.00	0.00	0.00	0.00
2207	Officials - Girls Soccer	0.00	0.00	0.00	0.00	0.00
2208	Prof. Development - Girls Soccer	-309.00	0.00	0.00	0.00	-309.00
2209	Scouting - Girls Soccer	0.00	0.00	0.00	0.00	0.00
2210	Security - Girls Soccer	0.00	0.00	0.00	0.00	0.00
2211	Transportation - Girls Soccer	0.00	0.00	0.00	0.00	0.00
2213	Misc. Expenditures - Girls Soccer	0.00	0.00	0.00	0.00	0.00
2251	Awards - Girls Swimming	-240.75	0.00	0.00	0.00	-240.75
2252	Camps - Girls Swimming	568.05	1,044.00	680.49	0.00	931.56
2253	Entry Fees - Girls Swimming	-242.50	0.00	0.00	0.00	-242.50
2254	Equipment - Girls Swimming	-370.52	0.00	0.00	0.00	-370.52
2255	Lodging - Girls Swimming	0.00	0.00	0.00	0.00	0.00
2256	Meals - Girls Swimming	-226.50	0.00	366.04	0.00	-592.54
2257	Officials - Girls Swimming	-685.00	0.00	55.00	0.00	-740.00
2258	Prof. Development - Girls Swimming	0.00	0.00	0.00	0.00	0.00
2259	Scouting - Girls Swimming	0.00	0.00	0.00	0.00	0.00
2260	Security - Girls Swimming	0.00	0.00	0.00	0.00	0.00
2261	Transportation - Girls Swimming	-195.24	0.00	29.37	0.00	-224.61
2262	Uniforms/Apparel - Girls Swimming	0.00	0.00	0.00	0.00	0.00
2263	Misc. Expenditures - Girls Swimming	0.00	0.00	0.00	0.00	0.00

Current Cash Balance

Sorted by Site ID, Group ID, Activity ID: Filtered by Site
From 02/01/2015 to 02/28/2015.

Site ID Group ID	Site Name Group Name	Activity ID	Activity Name	Beginning Cash	Receipts	Disbursements	Adjustments	Cash Balance
2301			Awards - Girls Tennis	0.00	0.00	106.90	0.00	-106.90
2302			Camps - Girls Tennis	796.02	0.00	0.00	0.00	796.02
2303			Entry Fees - Girls Tennis	0.00	0.00	0.00	0.00	0.00
2305			Lodging - Girls Tennis	-107.50	0.00	0.00	0.00	-107.50
2306			Meals - Girls Tennis	0.00	0.00	0.00	0.00	0.00
2307			Officials - Girls Tennis	0.00	0.00	0.00	0.00	0.00
2308			Prof. Development - Girls Tennis	0.00	0.00	0.00	0.00	0.00
2309			Scouting - Girls Tennis	0.00	0.00	0.00	0.00	0.00
2310			Security - Girls Tennis	0.00	0.00	0.00	0.00	0.00
2311			Transportation - Girls Tennis	0.00	0.00	0.00	0.00	0.00
2312			Uniforms/Apparel - Girls Tennis	0.00	0.00	0.00	0.00	0.00
2313			Misc. Expenditures - Girls Tennis	0.00	0.00	0.00	0.00	0.00
2351			Awards - Girls Track	0.00	0.00	58.65	0.00	-58.65
2352			Camps - Girls Track	901.51	0.00	0.00	0.00	901.51
2353			Entry Fees - Girls Track	0.00	0.00	0.00	0.00	0.00
2354			Equipment - Girls Track	-272.50	0.00	0.00	0.00	-272.50
2355			Lodging - Girls Track	0.00	0.00	0.00	0.00	0.00
2356			Meals - Girls Track	0.00	0.00	0.00	0.00	0.00
2357			Officials - Girls Track	0.00	0.00	0.00	0.00	0.00
2358			Prof. Development - Girls Track	-677.32	0.00	0.00	0.00	-677.32
2359			Scouting - Girls Track	0.00	0.00	0.00	0.00	0.00
2360			Security - Girls Track	0.00	0.00	0.00	0.00	0.00
2361			Transportation - Girls Track	0.00	0.00	0.00	0.00	0.00
2362			Uniforms/Apparel - Girls Track	0.00	0.00	42.00	0.00	-42.00
2363			Misc. Expenditures - Girls Track	-267.51	0.00	0.00	0.00	-267.51
2401			Awards - Girls Volleyball	-176.50	0.00	0.00	0.00	-176.50
2402			Camps - Girls Volleyball	2,944.32	0.00	0.00	0.00	2,944.32
2403			Entry Fees - Girls Volleyball	-935.00	0.00	0.00	0.00	-935.00
2404			Equipment - Girls Volleyball	-1,710.00	0.00	0.00	0.00	-1,710.00
2405			Lodging - Girls Volleyball	0.00	0.00	0.00	0.00	0.00
2406			Meals - Girls Volleyball	-268.76	0.00	0.00	0.00	-268.76
2407			Officials - Girls Volleyball	-5,215.00	0.00	0.00	0.00	-5,215.00
2408			Prof. Development - Girls Volleyball	0.00	0.00	0.00	0.00	0.00
2409			Scouting - Girls Volleyball	0.00	0.00	0.00	0.00	0.00
2410			Security - Girls Volleyball	0.00	0.00	0.00	0.00	0.00
2411			Transportation - Girls Volleyball	-3,057.79	0.00	0.00	0.00	-3,057.79
2412			Uniforms/Apparel - Girls Volleyball	0.00	0.00	0.00	0.00	0.00
2413			Misc. Expenditures - Girls Volleyball	-89.54	0.00	0.00	0.00	-89.54
2451			Awards - Girls Softball	-178.60	0.00	0.00	0.00	-178.60
2452			Camps - Girls Softball	1,493.20	250.00	197.79	0.00	1,545.41
2453			Entry Fees - Girls Softball	-375.00	0.00	0.00	0.00	-375.00
2454			Equipment - Girls Softball	-1,387.21	0.00	0.00	0.00	-1,387.21
2455			Lodging - Girls Softball	-1,599.20	0.00	0.00	0.00	-1,599.20
2456			Meals - Girls Softball	-468.00	0.00	0.00	0.00	-468.00
2457			Officials - Girls Softball	-2,168.00	0.00	0.00	0.00	-2,168.00

Current Cash Balance

Sorted by Site ID, Group ID, Activity ID; Filtered by Site.
From 02/01/2015 to 02/28/2015.

Site ID	Site Name						
Group ID	Group Name						
Activity ID	Activity Name	Beginning Cash	Receipts	Disbursements	Adjustments	Cash Balance	
2458	Prof. Development - Girls Softball	0.00	0.00	110.45	0.00	-110.45	
2459	Scouting - Girls Softball	0.00	0.00	0.00	0.00	0.00	
2460	Security - Girls Softball	0.00	0.00	0.00	0.00	0.00	
2461	Transportation - Girls Softball	-1,291.62	0.00	0.00	0.00	-1,291.62	
2462	Uniforms/Apparel - Girls Softball	-2,285.00	0.00	0.00	0.00	-2,285.00	
2463	Misc. Expenditures - Girls Softball	0.00	0.00	0.00	0.00	0.00	
B Totals:		-24,746.35	4,093.43	5,234.14	0.00	-25,887.06	

Current Cash Balance

Sorted by Site ID, Group ID, Activity ID, Filtered by Site,
From 02/01/2015 to 02/28/2015.

Site ID Group ID	Site Name Group Name	Activity ID	Activity Name	Beginning Cash	Receipts	Disbursements	Adjustments	Cash Balance
C	Athletics-Boys							
3001	Awards - Boys			0.00	0.00	0.00	0.00	0.00
3002	Camps - Boys			0.00	0.00	0.00	0.00	0.00
3004	Equipment - Boys			0.00	0.00	0.00	0.00	0.00
3005	Lodging - Boys			0.00	0.00	0.00	0.00	0.00
3006	Meals - Boys			0.00	0.00	0.00	0.00	0.00
3007	Officials - Boys			0.00	0.00	0.00	0.00	0.00
3008	Prof. Development - Boys			0.00	0.00	0.00	0.00	0.00
3009	Scouting - Boys			0.00	0.00	0.00	0.00	0.00
3010	Security - Boys			0.00	0.00	0.00	0.00	0.00
3012	Uniforms/Apparel - Boys			0.00	0.00	0.00	0.00	0.00
3013	Misc. Expenditures - Boys			0.00	0.00	0.00	0.00	0.00
3051	Awards - Boys Basketball			0.00	0.00	0.00	0.00	0.00
3052	Camps - Boys Basketball			782.50	0.00	0.00	0.00	782.50
3053	Entry Fees - Boys Basketball			-100.00	0.00	100.00	0.00	-200.00
3054	Equipment - Boys Basketball			0.00	0.00	175.00	0.00	-175.00
3055	Lodging - Boys Basketball			0.00	0.00	0.00	0.00	0.00
3056	Meals - Boys Basketball			0.00	0.00	0.00	0.00	0.00
3057	Officials - Boys Basketball			-3,300.00	0.00	2,480.00	0.00	-5,780.00
3058	Prof. Development - Boys Basketball			-677.70	0.00	0.00	0.00	-677.70
3059	Scouting - Boys Basketball			-22.00	0.00	0.00	0.00	-22.00
3060	Security - Boys Basketball			-320.00	0.00	400.00	0.00	-720.00
3061	Transportation - Boys Basketball			-3,314.12	0.00	1,337.18	0.00	-4,651.30
3062	Uniforms/Apparel - Boys Basketball			-3,908.36	0.00	0.00	0.00	-3,908.36
3063	Misc. Expenditures - Boys Basketball			0.00	0.00	0.00	0.00	0.00
3101	Awards - Boys Cross Country			-33.05	0.00	0.00	0.00	-33.05
3102	Camps - Boys Cross Country			1,050.28	0.00	0.00	0.00	1,050.28
3103	Entry Fees - Boys Cross Country			-484.00	0.00	0.00	0.00	-484.00
3104	Equipment - Boys Cross Country			0.00	0.00	0.00	0.00	0.00
3105	Lodging - Boys Cross Country			0.00	0.00	0.00	0.00	0.00
3106	Meals - Boys Cross Country			0.00	0.00	0.00	0.00	0.00
3107	Officials - Boys Cross Country			0.00	0.00	0.00	0.00	0.00
3108	Prof. Development - Boys Cross Country			0.00	0.00	0.00	0.00	0.00
3109	Scouting - Boys Cross Country			0.00	0.00	0.00	0.00	0.00
3110	Security - Boys Cross Country			0.00	0.00	0.00	0.00	0.00
3111	Transportation - Boys Cross Country			-2,380.89	0.00	0.00	0.00	-2,380.89
3112	Uniforms/Apparel - Boys Cross Country			0.00	0.00	0.00	0.00	0.00
3113	Misc. Expenditures - Boys Cross Country			-8.02	0.00	0.00	0.00	-8.02
3151	Awards - Boys Golf			0.00	0.00	143.49	0.00	-143.49
3152	Camps - Boys Golf			2,894.40	0.00	0.00	0.00	2,894.40
3153	Entry Fees - Boys Golf			0.00	0.00	0.00	0.00	0.00
3154	Equipment - Boys Golf			0.00	0.00	0.00	0.00	0.00
3155	Lodging - Boys Golf			0.00	0.00	0.00	0.00	0.00
3156	Meals - Boys Golf			0.00	0.00	0.00	0.00	0.00
3157	Officials - Boys Golf			0.00	0.00	0.00	0.00	0.00

Current Cash Balance

Sorted by Site ID, Group ID, Activity ID, Filtered by Site:
From 02/01/2015 to 02/28/2015.

Site ID Group ID	Site Name Group Name	Activity ID	Activity Name	Beginning Cash	Receipts	Disbursements	Adjustments	Cash Balance
3158			Prof. Development - Boys Golf	0.00	0.00	0.00	0.00	0.00
3159			Scouting - Boys Golf	0.00	0.00	0.00	0.00	0.00
3160			Security - Boys Golf	0.00	0.00	0.00	0.00	0.00
3161			Transportation - Boys Golf	0.00	0.00	0.00	0.00	0.00
3162			Uniforms/Apparel - Boys Golf	0.00	0.00	0.00	0.00	0.00
3163			Misc. Expenditures - Boys Golf	0.00	0.00	0.00	0.00	0.00
3201			Awards - Boys Soccer	0.00	0.00	0.00	0.00	0.00
3202			Camps - Boys Soccer	409.04	0.00	0.00	0.00	409.04
3203			Entry Fees - Boys Soccer	0.00	0.00	0.00	0.00	0.00
3204			Equipment - Boys Soccer	0.00	0.00	0.00	0.00	0.00
3205			Lodging - Boys Soccer	0.00	0.00	0.00	0.00	0.00
3206			Meals - Boys Soccer	0.00	0.00	0.00	0.00	0.00
3207			Officials - Boys Soccer	0.00	0.00	0.00	0.00	0.00
3208			Prof. Development - Boys Soccer	0.00	0.00	0.00	0.00	0.00
3209			Scouting - Boys Soccer	0.00	0.00	0.00	0.00	0.00
3210			Security - Boys Soccer	0.00	0.00	0.00	0.00	0.00
3211			Transportation - Boys Soccer	0.00	0.00	0.00	0.00	0.00
3213			Misc. Expenditures - Boys Soccer	0.00	0.00	0.00	0.00	0.00
3251			Awards - Boys Swimming	0.00	0.00	0.00	0.00	0.00
3252			Camps - Boys Swimming	549.47	1,756.00	1,882.15	0.00	423.32
3253			Entry Fees - Boys Swimming	-242.50	0.00	0.00	0.00	-242.50
3254			Equipment - Boys Swimming	-370.52	0.00	0.00	0.00	-370.52
3255			Lodging - Boys Swimming	0.00	0.00	0.00	0.00	0.00
3256			Meals - Boys Swimming	-154.25	0.00	278.00	0.00	-432.25
3257			Officials - Boys Swimming	-275.00	0.00	55.00	0.00	-330.00
3258			Prof. Development - Boys Swimming	0.00	0.00	0.00	0.00	0.00
3259			Scouting - Boys Swimming	0.00	0.00	0.00	0.00	0.00
3260			Security - Boys Swimming	0.00	0.00	0.00	0.00	0.00
3261			Transportation - Boys Swimming	-195.24	0.00	29.37	0.00	-224.61
3262			Uniforms/Apparels - Boys Swimming	0.00	0.00	0.00	0.00	0.00
3263			Misc. Expenditures - Boys Swimming	0.00	0.00	0.00	0.00	0.00
3301			Awards - Boys Tennis	-106.40	0.00	0.00	0.00	-106.40
3302			Camps - Boys Tennis	476.25	0.00	0.00	0.00	476.25
3303			Entry Fees - Boys Tennis	-180.00	0.00	0.00	0.00	-180.00
3304			Equipment - Boys Tennis	-968.40	0.00	0.00	0.00	-968.40
3305			Lodging - Boys Tennis	0.00	0.00	0.00	0.00	0.00
3306			Meals - Boys Tennis	-67.81	0.00	0.00	0.00	-67.81
3307			Officials - Boys Tennis	0.00	0.00	0.00	0.00	0.00
3308			Prof. Development - Boys Tennis	0.00	0.00	0.00	0.00	0.00
3309			Scouting - Boys Tennis	0.00	0.00	0.00	0.00	0.00
3310			Security - Boys Tennis	0.00	0.00	0.00	0.00	0.00
3311			Transportation - Boys Tennis	0.00	0.00	0.00	0.00	0.00
3312			Uniforms/Apparel - Boys Tennis	0.00	0.00	0.00	0.00	0.00
3313			Misc. Expenditures - Boys Tennis	0.00	0.00	0.00	0.00	0.00
3351			Awards - Boys Track	0.00	0.00	58.65	0.00	-58.65

Current Cash Balance

Sorted by Site ID, Group ID, Activity ID; Filtered by Site.
From 02/01/2015 to 02/28/2015.

Site ID Group ID	Site Name Group Name	Activity ID	Activity Name	Beginning Cash	Receipts	Disbursements	Adjustments	Cash Balance
3352	Camps - Boys Track			395.93	0.00	0.00	0.00	395.93
3353	Entry Fees - Boys Track			0.00	0.00	0.00	0.00	0.00
3354	Equipment - Boys Track			-272.50	0.00	0.00	0.00	-272.50
3355	Lodging - Boys Track			0.00	0.00	0.00	0.00	0.00
3356	Meals - Boys Track			0.00	0.00	0.00	0.00	0.00
3357	Officials - Boys Track			0.00	0.00	0.00	0.00	0.00
3358	Prof. Development - Boys Track			-556.72	0.00	0.00	0.00	-556.72
3359	Scouting - Boys Track			0.00	0.00	0.00	0.00	0.00
3360	Security - Boys Track			0.00	0.00	0.00	0.00	0.00
3361	Transportation - Boys Track			0.00	0.00	0.00	0.00	0.00
3362	Uniforms/Apparel - Boys Track			0.00	0.00	0.00	0.00	0.00
3363	Misc. Expenditures - Boys Track			-267.50	0.00	0.00	0.00	-267.50
3451	Awards - Boys Baseball			0.00	0.00	77.75	0.00	-77.75
3452	Camps - Boys Baseball			1,462.21	0.00	11,765.32	0.00	-10,303.11
3453	Entry Fees - Boys Baseball			0.00	0.00	0.00	0.00	0.00
3454	Equipment - Boys Baseball			-2,469.00	0.00	2,744.80	0.00	-5,213.80
3455	Lodging - Boys Baseball			0.00	0.00	0.00	0.00	0.00
3456	Meals - Boys Baseball			0.00	0.00	0.00	0.00	0.00
3457	Officials - Boys Baseball			0.00	0.00	0.00	0.00	0.00
3458	Prof. Development - Boys Baseball			0.00	0.00	0.00	0.00	0.00
3459	Scouting - Boys Baseball			0.00	0.00	0.00	0.00	0.00
3460	Security - Boys Baseball			0.00	0.00	0.00	0.00	0.00
3461	Transportation - Boys Baseball			0.00	0.00	0.00	0.00	0.00
3462	Uniforms/Apparel - Boys Baseball			0.00	0.00	2,622.53	0.00	-2,622.53
3463	Misc. Expenditures - Boys Baseball			0.00	0.00	0.00	0.00	0.00
3501	Awards - Boys Football			0.00	0.00	0.00	0.00	0.00
3502	Camps - Boys Football			1,512.77	0.00	0.00	0.00	1,512.77
3503	Entry Fees - Boys Football			0.00	0.00	0.00	0.00	0.00
3504	Equipment - Boys Football			-2,040.95	0.00	0.00	0.00	-2,040.95
3505	Lodging - Boys Football			0.00	0.00	0.00	0.00	0.00
3506	Meals - Boys Football			-342.00	0.00	0.00	0.00	-342.00
3507	Officials - Boys Football			-5,786.00	0.00	0.00	0.00	-5,786.00
3508	Prof. Development - Boys Football			-65.00	0.00	0.00	0.00	-65.00
3509	Scouting - Boys Football			-49.00	0.00	0.00	0.00	-49.00
3510	Security - Boys Football			-2,920.00	0.00	0.00	0.00	-2,920.00
3511	Transportation - Boys Football			-5,628.86	0.00	0.00	0.00	-5,628.86
3512	Uniforms/Apparel - Boys Football			0.00	0.00	0.00	0.00	0.00
3513	Misc. Expenditures - Boys Football			0.00	0.00	0.00	0.00	0.00
3515	Misc. Expenditures - Boys Football			0.00	0.00	0.00	0.00	0.00
3551	Awards - Boys Wrestling			0.00	0.00	0.00	0.00	0.00
3552	Camps - Boys Wrestling			2,909.30	0.00	0.00	0.00	2,909.30
3553	Entry Fees - Boys Wrestling			-1,805.00	0.00	270.00	0.00	-2,075.00
3554	Equipment - Boys Wrestling			-1,676.67	0.00	0.00	0.00	-1,676.67
3555	Lodging - Boys Wrestling			-475.14	0.00	0.00	0.00	-475.14
3556	Meals - Boys Wrestling			0.00	0.00	540.00	0.00	-540.00

Current Cash Balance

Sorted by Site ID, Group ID, Activity ID; Filtered by Site,
From 02/01/2015 to 02/28/2015.

Site ID Group ID	Site Name Group Name						
Activity ID	Activity Name	Beginning Cash	Receipts	Disbursements	Adjustments	Cash Balance	
3557	Officials - Boys Wrestling	-315.00	0.00	0.00	0.00	-315.00	
3558	Prof. Development - Boys Wrestling	0.00	0.00	0.00	0.00	0.00	
3559	Scouting - Boys Wrestling	0.00	0.00	0.00	0.00	0.00	
3560	Security - Boys Wrestling	0.00	0.00	0.00	0.00	0.00	
3561	Transportation - Boys Wrestling	-3,620.31	0.00	1,812.65	0.00	-5,432.96	
3562	Uniforms/Apparel - Boys Wrestling	0.00	0.00	0.00	0.00	0.00	
3563	Misc. Expenditures - Boys Wrestling	0.00	0.00	0.00	0.00	0.00	
C Totals:		-32,955.76	1,756.00	26,771.89	0.00	-57,971.65	

Current Cash Balance

Sorted by Site ID, Group ID, Activity ID; Filtered by Site.
From 02/01/2015 to 02/28/2015.

Site ID Group ID	Site Name Group Name	Activity ID	Activity Name	Beginning Cash	Receipts	Disbursements	Adjustments	Cash Balance
D	CLUBS AND ORGANIZATIONS							
		4010	40 Assets	179.76	0.00	0.00	0.00	179.76
		4030	Amnesty International	136.98	20.48	0.00	0.00	157.46
		4040	Art	646.44	0.00	34.64	0.00	611.80
		4050	Astronomy Club	99.65	0.00	0.00	0.00	99.65
		4060	Band	8,689.17	0.00	793.70	0.00	7,895.47
		4063	Drums	94.85	0.00	550.00	0.00	-455.15
		4109	Cheer Uniforms	-42.00	0.00	220.00	0.00	-262.00
		4110	Cheerleading	4,228.29	0.00	170.34	0.00	4,057.95
		4115	Uniforms-Cheer/Dance	67.18	0.00	0.00	0.00	67.18
		4120	Chemistry Club	68.50	0.00	0.00	0.00	68.50
		4130	Chess Club	585.08	0.00	0.00	0.00	585.08
		4140	Choir	200.21	0.00	0.00	0.00	200.21
		4190	Dance	2,165.80	0.00	2,069.02	0.00	96.78
		4200	Debate Team	4,633.61	1,023.00	1,851.33	0.00	3,805.28
		4210	DECA	-2,194.29	3,780.00	12,372.24	0.00	-10,786.53
		4220	Drama Club	-1,912.84	4,098.00	126.38	0.00	2,058.78
		4230	Environmental Club	3,032.74	0.00	0.00	0.00	3,032.74
		4250	FCCLA	3,921.39	0.00	0.00	0.00	3,921.39
		4260	FCS Club	5,508.91	400.00	156.92	0.00	5,751.99
		4271	Film Club	0.00	0.00	0.00	0.00	0.00
		4280	Flag Group	-2,313.66	0.00	0.00	0.00	-2,313.66
		4290	Forensics	14,962.69	1,626.00	3,089.04	0.00	13,499.65
		4310	French Club	365.96	0.00	0.00	0.00	365.96
		4330	Garden Club	0.00	0.00	0.00	0.00	0.00
		4340	German Club	-3.14	0.00	0.00	0.00	-3.14
		4355	Habitat for Humanity	18.66	0.00	0.00	0.00	18.66
		4360	History Club	2,870.96	0.00	203.66	0.00	2,667.30
		4365	HOSA	603.00	325.00	494.22	0.00	-433.78
		4370	Industrial Arts	3,704.61	226.20	0.00	0.00	3,930.81
		4390	Intramurals	104.65	0.00	0.00	0.00	104.65
		4400	Japanese Club	0.00	0.00	0.00	0.00	0.00
		4410	Junior Class	27,468.48	0.00	1,005.67	0.00	26,462.61
		4430	Latin Club	482.82	0.00	0.00	0.00	482.82
		4460	Literary Magazine	349.10	0.00	0.00	0.00	349.10
		4480	Mascot Team	127.96	0.00	0.00	0.00	127.96
		4490	M-Club	242.65	0.00	0.00	0.00	242.65
		4500	Music	-219.00	0.00	0.00	0.00	-219.00
		4510	National Honor Society	2,509.98	185.00	0.00	0.00	2,694.98
		4520	Newspaper	881.05	0.00	59.99	0.00	821.06
		4530	Orchestra	4,653.48	97.75	157.00	0.00	4,594.23
		4540	Other Clubs	1,655.06	0.00	453.75	0.00	1,201.31
		4560	Photography Club	0.00	0.00	0.00	0.00	0.00
		4570	Play Production	0.00	0.00	0.00	0.00	0.00
		4630	Science Club	25.00	0.00	0.00	0.00	25.00

Current Cash Balance

Sorted by Site ID, Group ID, Activity ID; Filtered by Site:
From 02/01/2015 to 02/28/2015.

Site ID Group ID	Site Name Group Name	Activity ID	Activity Name	Beginning Cash	Receipts	Disbursements	Adjustments	Cash Balance
		4640	Senior Class	498.82	0.00	0.00	0.00	498.82
		4645	Show Choir	-1,883.14	1,024.00	2,564.51	0.00	-3,423.65
		4650	Skills USA	3,726.10	924.78	2,192.00	0.00	2,458.88
		4660	Spanish Club	2,083.48	426.00	117.66	0.00	2,391.82
		4680	Speech Club	0.00	0.00	0.00	0.00	0.00
		4690	Spirit Shop	8,324.70	1,891.45	959.76	0.00	9,256.39
		4710	Student Council	33,882.81	77.80	10,051.16	0.00	23,909.45
		4730	VIA	1,415.79	0.00	0.00	0.00	1,415.79
		4770	Yearbook	24,666.77	0.00	21,014.34	0.00	3,652.43
	D	Totals:		161,315.07	16,125.46	60,707.53	0.00	116,733.00
E	ADMINISTRATIVE CUSTODIAL							
		5010	After Prom	1,166.83	0.00	0.00	0.00	1,166.83
		5020	Fines	3,116.25	98.25	87.55	0.00	3,126.95
		5025	Fines - Library Book	0.00	0.00	0.00	0.00	0.00
		5060	Hospitality	3,603.05	0.00	35.00	0.00	3,568.05
		5070	Library	321.92	13.79	0.00	0.00	335.71
		5100	Other Adm Custodial	-3,955.98	0.00	1,024.85	0.00	-4,980.83
		5120	P.E.	5,158.50	7.00	0.00	0.00	5,165.50
		5130	Parking	27,174.30	60.00	111.31	0.00	27,122.99
		5140	PayBac	240.00	0.00	0.00	0.00	240.00
		5150	Pool Maintenance	1,354.63	0.00	50.00	0.00	1,304.63
		5160	PSAT Exam	0.00	0.00	0.00	0.00	0.00
		5175	Student Scholarships	226.31	0.00	0.00	0.00	226.31
		5180	Teacher Fund/Grants	5,360.24	0.00	0.00	0.00	5,360.24
		5190	Transcripts	1,218.11	0.00	0.00	0.00	1,218.11
	E	Totals:		44,984.16	179.04	1,308.71	0.00	43,854.49
Q	STUDENT FEE FUND							
		7160	Participation Fees - Athletics	66,087.00	145.00	0.00	0.00	66,232.00
		7170	Participation Fees - Clubs & Orgs	0.00	0.00	0.00	0.00	0.00
		7190	Field Trips	-840.84	886.00	147.93	0.00	-102.77
	Q	Totals:		65,246.16	1,031.00	147.93	0.00	66,129.23
R	AP/IB EXAMS							
		8010	AP Exams	25,280.72	454.00	0.00	0.00	25,734.72
		8020	IB Exams	696.07	3,043.01	0.00	0.00	3,739.08
	R	Totals:		25,976.79	3,497.01	0.00	0.00	29,473.80

Current Cash Balance

Sorted by Site ID, Group ID, Activity ID; Filtered by Site.

From 02/01/2015 to 02/28/2015.

Site ID Group ID	Site Name Group Name	Activity ID	Activity Name	Beginning Cash	Receipts	Disbursements	Adjustments	Cash Balance
S	ATHLETIC							
		9010	Gate Receipts	78,364.72	9,719.00	563.00	0.00	87,520.72
		9020	Cash Reserve	145,000.00	0.00	0.00	0.00	145,000.00
		9030	Concessions	26,395.30	4,667.50	2,232.47	0.00	28,830.33
		9040	Tickets	18,940.00	0.00	0.00	0.00	18,940.00
		9050	Athletic-General	-3,259.79	63.40	978.00	0.00	-4,174.39
		9060	Athletic Director	-245.00	0.00	0.00	0.00	-245.00
		9070	Miscellaneous Receipts	28,488.21	0.00	0.00	0.00	28,488.21
		9080	Fundraising-Athletic	10,073.78	0.00	0.00	0.00	10,073.78
		9090	Strength & Conditioning	2,048.20	0.00	0.00	0.00	2,048.20
		9100	Athletic Training	-807.06	0.00	0.00	0.00	-807.06
		9110	Activities	-5,905.00	0.00	1,451.20	0.00	-7,356.20
		9120	Booster Contributions-Girls	1,597.17	0.00	0.00	0.00	1,597.17
		9130	Booster Contributions-Boys	2,671.65	0.00	0.00	0.00	2,671.65
S Totals:				303,362.18	14,449.90	5,224.67	0.00	312,587.41
NHS Totals:				296,311.07	46,086.59	109,219.86	0.00	233,177.80
Report Totals:				296,311.07	46,086.59	109,219.86	0.00	233,177.80

Current Cash Balance

Sorted by Site ID, Group ID, Activity ID; Filtered by Site:
From 02/01/2015 to 02/28/2015.

Site ID Group ID	Site Name Group Name	Activity ID	Activity Name	Beginning Cash	Receipts	Disbursements	Adjustments	Cash Balance
SHS	Millard South High School							
A	ACTIVITY GENERAL							
		1010	General Admin	-6,732.06	0.00	0.00	0.00	-6,732.06
		1025	Savings	0.00	0.00	0.00	0.00	0.00
		1030	Staff Vending	2,248.24	0.00	0.00	0.00	2,248.24
		1035	Student Vending	47,500.00	0.00	0.00	0.00	47,500.00
		1040	Donations	1,526.70	626.23	0.00	0.00	2,152.93
		1050	Projects/Support	-5,708.38	0.00	39.12	0.00	-5,747.50
		1060	Public Relations	-613.83	0.00	0.00	0.00	-613.83
		1070	Start Up Cash	-4,350.00	1,800.00	0.00	0.00	-2,550.00
		1090	Other Revenue	3,942.50	0.00	0.00	0.00	3,942.50
		1100	Damage & Loss Property	0.00	0.00	0.00	0.00	0.00
		1110	Extracurricular Transportation	-13,308.13	0.00	2,720.71	0.00	-16,028.84
		1120	Equipment Replacement/Repair	0.00	0.00	0.00	0.00	0.00
		1130	Building Maintenance	-330.00	0.00	55.00	0.00	-385.00
		1140	Student Recognition Incentive	-441.95	0.00	797.84	0.00	-1,239.79
		1150	Capital Outlay	1,368.65	0.00	0.00	0.00	1,368.65
		1160	Personnel Support	-4,436.94	0.00	1,572.70	0.00	-6,009.64
		1170	Wellness	887.92	0.00	0.00	0.00	887.92
			Totals:	21,552.72	2,426.23	5,165.37	0.00	18,793.58
B	Athletics-Girls							
		2051	Awards - Girls Basketball	-36.65	0.00	0.00	0.00	-36.65
		2052	Camps - Girls Basketball	-47.04	0.00	0.00	-25.00	-72.04
		2053	Entry Fees - Girls Basketball	-225.00	50.00	0.00	0.00	-175.00
		2054	Equipment - Girls Basketball	-1,164.01	0.00	0.00	0.00	-1,164.01
		2055	Lodging - Girls Basketball	0.00	0.00	0.00	0.00	0.00
		2056	Meals - Girls Basketball	-160.00	0.00	117.75	0.00	-277.75
		2057	Officials - Girls Basketball	-2,362.27	0.00	1,652.27	0.00	-4,014.54
		2058	Prof. Development - Girls Basketball	0.00	0.00	0.00	0.00	0.00
		2059	Scouting - Girls Basketball	0.00	0.00	0.00	0.00	0.00
		2060	Security - Girls Basketball	-480.00	0.00	320.00	0.00	-800.00
		2061	Transportation - Girls Basketball	-3,869.97	0.00	1,245.10	0.00	-5,115.07
		2062	Uniforms/Apparel - Girls Basketball	-2,369.38	0.00	0.00	0.00	-2,369.38
		2063	Misc. Expenditures - Girls Basketball	0.00	0.00	0.00	0.00	0.00
		2101	Awards - Girls Cross Country	0.00	0.00	0.00	0.00	0.00
		2102	Camps - Girls Cross Country	-0.01	0.00	0.00	0.00	-0.01
		2103	Entry Fees - Girls Cross Country	357.50	0.00	0.00	0.00	357.50
		2104	Equipment - Girls Cross Country	0.00	0.00	0.00	0.00	0.00
		2105	Lodging - Girls Cross Country	0.00	0.00	0.00	0.00	0.00
		2106	Meals - Girls Cross Country	-81.62	0.00	0.00	0.00	-81.62
		2107	Officials - Girls Cross Country	0.00	0.00	0.00	0.00	0.00
		2108	Prof. Development - Girls Cross Country	0.00	0.00	0.00	0.00	0.00
		2109	Scouting - Girls Cross Country	0.00	0.00	0.00	0.00	0.00
		2110	Security - Girls Cross Country	0.00	0.00	0.00	0.00	0.00

Current Cash Balance

Sorted by Site ID, Group ID, Activity ID; Filtered by Site.
From 02/01/2015 to 02/28/2015.

Site ID Group ID	Site Name Group Name	Activity ID	Activity Name	Beginning Cash	Receipts	Disbursements	Adjustments	Cash Balance
2111			Transportation - Girls Cross Country	-1,760.58	0.00	0.00	0.00	-1,760.58
2112			Uniforms/Apparel - Girls Cross Country	0.00	0.00	0.00	0.00	0.00
2113			Misc. Expenditures - Girls Cross Country	-834.16	0.00	0.00	0.00	-834.16
2151			Awards - Girls Golf	-84.85	0.00	0.00	0.00	-84.85
2152			Camps - Girls Golf	0.00	0.00	0.00	0.00	0.00
2153			Entry Fees - Girls Golf	-282.00	0.00	0.00	0.00	-282.00
2154			Equipment - Girls Golf	-1,510.25	0.00	0.00	0.00	-1,510.25
2155			Lodging - Girls Golf	-249.00	0.00	0.00	0.00	-249.00
2156			Meals - Girls Golf	-37.07	0.00	0.00	0.00	-37.07
2157			Officials - Girls Golf	0.00	0.00	0.00	0.00	0.00
2158			Prof. Development - Girls Golf	0.00	0.00	0.00	0.00	0.00
2159			Scouting - Girls Golf	0.00	0.00	0.00	0.00	0.00
2160			Security - Girls Golf	0.00	0.00	0.00	0.00	0.00
2161			Transportation - Girls Golf	-174.37	0.00	0.00	0.00	-174.37
2162			Uniforms/Apparel - Girls Golf	0.00	0.00	0.00	0.00	0.00
2163			Misc. Expenditures - Girls Golf	-1,279.88	0.00	0.00	0.00	-1,279.88
2201			Awards - Girls Soccer	-52.03	0.00	46.20	0.00	-98.23
2202			Camps - Girls Soccer	480.45	0.00	0.00	0.00	480.45
2203			Entry Fees - Girls Soccer	0.00	0.00	0.00	0.00	0.00
2204			Equipment - Girls Soccer	-3,040.69	0.00	0.00	0.00	-3,040.69
2205			Lodging - Girls Soccer	0.00	0.00	0.00	0.00	0.00
2206			Meals - Girls Soccer	0.00	0.00	0.00	0.00	0.00
2207			Officials - Girls Soccer	0.00	0.00	0.00	0.00	0.00
2208			Prof. Development - Girls Soccer	0.00	0.00	0.00	0.00	0.00
2209			Scouting - Girls Soccer	0.00	0.00	0.00	0.00	0.00
2210			Security - Girls Soccer	0.00	0.00	0.00	0.00	0.00
2211			Transportation - Girls Soccer	0.00	0.00	0.00	0.00	0.00
2212			Uniforms/Apparel - Girls Soccer	-429.50	0.00	0.00	0.00	-429.50
2213			Misc. Expenditures - Girls Soccer	0.00	0.00	0.00	0.00	0.00
2251			Awards - Girls Swimming	-251.10	0.00	0.00	0.00	-251.10
2252			Camps - Girls Swimming	0.00	0.00	0.00	0.00	0.00
2253			Entry Fees - Girls Swimming	-240.00	300.00	0.00	0.00	60.00
2254			Equipment - Girls Swimming	-2,440.99	0.00	0.00	0.00	-2,440.99
2255			Lodging - Girls Swimming	0.00	0.00	0.00	0.00	0.00
2256			Meals - Girls Swimming	0.00	0.00	160.00	0.00	-160.00
2257			Officials - Girls Swimming	-165.00	0.00	270.00	0.00	-435.00
2258			Prof. Development - Girls Swimming	0.00	0.00	0.00	0.00	0.00
2259			Scouting - Girls Swimming	0.00	0.00	0.00	0.00	0.00
2260			Security - Girls Swimming	0.00	0.00	0.00	0.00	0.00
2261			Transportation - Girls Swimming	-794.50	0.00	132.18	0.00	-926.68
2262			Uniforms/Apparel - Girls Swimming	-1,109.04	0.00	0.00	0.00	-1,109.04
2263			Misc. Expenditures - Girls Swimming	0.00	373.50	922.23	0.00	-548.73
2301			Awards - Girls Tennis	0.00	0.00	0.00	0.00	0.00
2302			Camps - Girls Tennis	141.00	0.00	0.00	0.00	141.00
2303			Entry Fees - Girls Tennis	0.00	0.00	0.00	0.00	0.00

Current Cash Balance

Sorted by Site ID, Group ID, Activity ID. Filtered by Site.
From 02/01/2015 to 02/28/2015.

Site ID Group ID	Site Name Group Name	Activity ID	Activity Name	Beginning Cash	Receipts	Disbursements	Adjustments	Cash Balance
2304			Equipment - Girls Tennis	-99.99	0.00	0.00	0.00	-99.99
2305			Lodging - Girls Tennis	0.00	0.00	0.00	0.00	0.00
2306			Meals - Girls Tennis	0.00	0.00	0.00	0.00	0.00
2307			Officials - Girls Tennis	0.00	0.00	0.00	0.00	0.00
2308			Prof. Development - Girls Tennis	0.00	0.00	0.00	0.00	0.00
2309			Scouting - Girls Tennis	0.00	0.00	0.00	0.00	0.00
2310			Security - Girls Tennis	0.00	0.00	0.00	0.00	0.00
2311			Transportation - Girls Tennis	0.00	0.00	0.00	0.00	0.00
2312			Uniforms/Apparel - Girls Tennis	-254.15	0.00	0.00	0.00	-254.15
2313			Misc. Expenditures - Girls Tennis	0.00	0.00	0.00	0.00	0.00
2351			Awards - Girls Track	-443.80	0.00	0.00	0.00	-443.80
2352			Camps - Girls Track	0.00	0.00	0.00	0.00	0.00
2353			Entry Fees - Girls Track	0.00	0.00	0.00	0.00	0.00
2354			Equipment - Girls Track	-2,465.89	0.00	0.00	0.00	-2,465.89
2355			Lodging - Girls Track	0.00	0.00	0.00	0.00	0.00
2356			Meals - Girls Track	0.00	0.00	0.00	0.00	0.00
2357			Officials - Girls Track	0.00	0.00	0.00	0.00	0.00
2358			Prof. Development - Girls Track	0.00	0.00	0.00	0.00	0.00
2359			Scouting - Girls Track	0.00	0.00	0.00	0.00	0.00
2360			Security - Girls Track	0.00	0.00	0.00	0.00	0.00
2361			Transportation - Girls Track	0.00	0.00	0.00	0.00	0.00
2362			Uniforms/Apparel - Girls Track	0.00	0.00	0.00	0.00	0.00
2363			Misc. Expenditures - Girls Track	0.00	0.00	0.00	0.00	0.00
2401			Awards - Girls Volleyball	-128.53	0.00	0.00	0.00	-128.53
2402			Camps - Girls Volleyball	508.36	0.00	90.00	0.00	418.36
2403			Entry Fees - Girls Volleyball	-105.00	0.00	0.00	0.00	-105.00
2404			Equipment - Girls Volleyball	-67.07	0.00	0.00	0.00	-67.07
2405			Lodging - Girls Volleyball	0.00	0.00	0.00	0.00	0.00
2406			Meals - Girls Volleyball	-160.00	0.00	0.00	0.00	-160.00
2407			Officials - Girls Volleyball	-2,828.30	0.00	0.00	0.00	-2,828.30
2408			Prof. Development - Girls Volleyball	0.00	0.00	0.00	0.00	0.00
2409			Scouting - Girls Volleyball	0.00	0.00	0.00	0.00	0.00
2410			Security - Girls Volleyball	0.00	0.00	0.00	0.00	0.00
2411			Transportation - Girls Volleyball	-2,854.40	0.00	0.00	0.00	-2,854.40
2412			Uniforms/Apparel - Girls Volleyball	-1,043.31	0.00	0.00	0.00	-1,043.31
2413			Misc. Expenditures - Girls Volleyball	-745.00	0.00	0.00	0.00	-745.00
2451			Awards - Girls Softball	-51.87	0.00	0.00	0.00	-51.87
2452			Camps - Girls Softball	2,341.90	0.00	0.00	0.00	2,341.90
2453			Entry Fees - Girls Softball	415.00	0.00	0.00	0.00	415.00
2454			Equipment - Girls Softball	-180.80	0.00	0.00	0.00	-180.80
2455			Lodging - Girls Softball	-2,728.95	0.00	0.00	0.00	-2,728.95
2456			Meals - Girls Softball	-871.98	0.00	0.00	0.00	-871.98
2457			Officials - Girls Softball	-3,072.00	0.00	0.00	0.00	-3,072.00
2458			Prof. Development - Girls Softball	0.00	0.00	0.00	0.00	0.00
2459			Scouting - Girls Softball	0.00	0.00	0.00	0.00	0.00

Current Cash Balance

Sorted by Site ID, Group ID, Activity ID. Filtered by Site.
From 02/01/2015 to 02/28/2015.

Site ID Group ID	Site Name Group Name						
Activity ID	Activity Name	Beginning Cash	Receipts	Disbursements	Adjustments	Cash Balance	
2460	Security - Girls Softball	0.00	0.00	0.00	0.00	0.00	
2461	Transportation - Girls Softball	-4,116.60	0.00	0.00	0.00	-4,116.60	
2462	Uniforms/Apparel - Girls Softball	0.00	0.00	0.00	0.00	0.00	
2463	Misc. Expenditures - Girls Softball	-3,970.07	0.00	0.00	0.00	-3,970.07	
B Totals:		-47,474.46	723.50	4,955.73	-25.00	-51,731.69	

Current Cash Balance

Sorted by Site ID, Group ID, Activity ID; Filtered by Site.
From 02/01/2015 to 02/28/2015.

Site ID Group ID	Site Name Group Name	Activity ID	Activity Name	Beginning Cash	Receipts	Disbursements	Adjustments	Cash Balance
C	Athletics-Boys							
3007	Officials - Boys			0.00	0.00	0.00	0.00	0.00
3051	Awards - Boys Basketball			0.00	0.00	0.00	0.00	0.00
3052	Camps - Boys Basketball			892.23	0.00	1,177.61	0.00	-285.38
3053	Entry Fees - Boys Basketball			-100.00	0.00	200.00	0.00	-300.00
3054	Equipment - Boys Basketball			-1,104.05	0.00	0.00	0.00	-1,104.05
3055	Lodging - Boys Basketball			0.00	0.00	0.00	0.00	0.00
3056	Meals - Boys Basketball			-202.77	0.00	117.75	0.00	-320.52
3057	Officials - Boys Basketball			-3,914.54	0.00	1,640.00	0.00	-5,554.54
3058	Prof. Development - Boys Basketball			0.00	0.00	0.00	0.00	0.00
3059	Scouting - Boys Basketball			0.00	0.00	0.00	0.00	0.00
3060	Security - Boys Basketball			-480.00	0.00	320.00	0.00	-800.00
3061	Transportation - Boys Basketball			-3,965.97	0.00	1,853.27	0.00	-5,819.24
3062	Uniforms/Apparel - Boys Basketball			-2,280.00	0.00	0.00	0.00	-2,280.00
3063	Misc. Expenditures - Boys Basketball			0.00	0.00	0.00	0.00	0.00
3101	Awards - Boys Cross Country			0.00	0.00	0.00	0.00	0.00
3102	Camps - Boys Cross Country			0.01	0.00	0.00	0.00	0.01
3103	Entry Fees - Boys Cross Country			357.50	0.00	0.00	0.00	357.50
3104	Equipment - Boys Cross Country			0.00	0.00	0.00	0.00	0.00
3105	Lodging - Boys Cross Country			0.00	0.00	0.00	0.00	0.00
3106	Meals - Boys Cross Country			-81.62	0.00	0.00	0.00	-81.62
3107	Officials - Boys Cross Country			0.00	0.00	0.00	0.00	0.00
3108	Prof. Development - Boys Cross Country			0.00	0.00	0.00	0.00	0.00
3109	Scouting - Boys Cross Country			0.00	0.00	0.00	0.00	0.00
3110	Security - Boys Cross Country			0.00	0.00	0.00	0.00	0.00
3111	Transportation - Boys Cross Country			-1,760.58	0.00	0.00	0.00	-1,760.58
3112	Uniforms/Apparel - Boys Cross Country			0.00	0.00	0.00	0.00	0.00
3113	Misc. Expenditures - Boys Cross Country			-834.15	0.00	0.00	0.00	-834.15
3151	Awards - Boys Golf			0.00	0.00	168.05	0.00	-168.05
3152	Camps - Boys Golf			0.00	0.00	0.00	0.00	0.00
3153	Entry Fees - Boys Golf			0.00	0.00	0.00	0.00	0.00
3154	Equipment - Boys Golf			-50.00	0.00	0.00	0.00	-50.00
3155	Lodging - Boys Golf			0.00	0.00	0.00	0.00	0.00
3156	Meals - Boys Golf			0.00	0.00	0.00	0.00	0.00
3157	Officials - Boys Golf			0.00	0.00	0.00	0.00	0.00
3158	Prof. Development - Boys Golf			0.00	0.00	0.00	0.00	0.00
3159	Scouting - Boys Golf			0.00	0.00	0.00	0.00	0.00
3160	Security - Boys Golf			0.00	0.00	0.00	0.00	0.00
3161	Transportation - Boys Golf			0.00	0.00	0.00	0.00	0.00
3162	Uniforms/Apparel - Boys Golf			-1,746.87	0.00	0.00	0.00	-1,746.87
3163	Misc. Expenditures - Boys Golf			-500.00	0.00	0.00	0.00	-500.00
3201	Awards - Boys Soccer			-52.02	0.00	0.00	0.00	-52.02
3202	Camps - Boys Soccer			43.87	0.00	0.00	0.00	43.87
3203	Entry Fees - Boys Soccer			0.00	0.00	0.00	0.00	0.00
3204	Equipment - Boys Soccer			-1,846.34	0.00	0.00	0.00	-1,846.34

Current Cash Balance

Sorted by Site ID, Group ID, Activity ID, Filtered by Site.
From 02/01/2015 to 02/28/2015.

Site ID Group ID	Site Name Group Name	Activity ID	Activity Name	Beginning Cash	Receipts	Disbursements	Adjustments	Cash Balance
3205			Lodging - Boys Soccer	0.00	0.00	0.00	0.00	0.00
3206			Meals - Boys Soccer	0.00	0.00	0.00	0.00	0.00
3207			Officials - Boys Soccer	0.00	0.00	0.00	0.00	0.00
3208			Prof. Development - Boys Soccer	0.00	0.00	0.00	0.00	0.00
3209			Scouting - Boys Soccer	0.00	0.00	0.00	0.00	0.00
3210			Security - Boys Soccer	0.00	0.00	0.00	0.00	0.00
3211			Transportation - Boys Soccer	0.00	0.00	0.00	0.00	0.00
3212			Uniforms/Apparel - Boys Soccer	-411.99	0.00	0.00	0.00	-411.99
3213			Misc. Expenditures - Boys Soccer	301.42	0.00	0.00	0.00	301.42
3251			Awards - Boys Swimming	-251.10	0.00	0.00	0.00	-251.10
3252			Camps - Boys Swimming	0.00	0.00	0.00	0.00	0.00
3253			Entry Fees - Boys Swimming	-240.00	300.00	0.00	0.00	60.00
3254			Equipment - Boys Swimming	-2,441.00	0.00	0.00	0.00	-2,441.00
3255			Lodging - Boys Swimming	0.00	0.00	0.00	0.00	0.00
3256			Meals - Boys Swimming	0.00	0.00	160.00	0.00	-160.00
3257			Officials - Boys Swimming	-165.00	0.00	270.00	0.00	-435.00
3258			Prof. Development - Boys Swimming	0.00	0.00	0.00	0.00	0.00
3259			Scouting - Boys Swimming	0.00	0.00	0.00	0.00	0.00
3260			Security - Boys Swimming	0.00	0.00	0.00	0.00	0.00
3261			Transportation - Boys Swimming	-155.28	0.00	0.00	0.00	-155.28
3262			Uniforms/Apparels - Boys Swimming	-939.18	0.00	0.00	0.00	-939.18
3263			Misc. Expenditures - Boys Swimming	0.00	373.50	895.24	0.00	-521.74
3301			Awards - Boys Tennis	0.00	0.00	0.00	0.00	0.00
3302			Camps - Boys Tennis	556.45	0.00	0.00	0.00	556.45
3303			Entry Fees - Boys Tennis	-275.00	0.00	0.00	0.00	-275.00
3304			Equipment - Boys Tennis	-99.99	0.00	0.00	0.00	-99.99
3305			Lodging - Boys Tennis	0.00	0.00	0.00	0.00	0.00
3306			Meals - Boys Tennis	0.00	0.00	0.00	0.00	0.00
3307			Officials - Boys Tennis	0.00	0.00	0.00	0.00	0.00
3308			Prof. Development - Boys Tennis	0.00	0.00	0.00	0.00	0.00
3309			Scouting - Boys Tennis	0.00	0.00	0.00	0.00	0.00
3310			Security - Boys Tennis	0.00	0.00	0.00	0.00	0.00
3311			Transportation - Boys Tennis	-88.81	0.00	0.00	0.00	-88.81
3312			Uniforms/Apparel - Boys Tennis	0.00	0.00	0.00	0.00	0.00
3313			Misc. Expenditures - Boys Tennis	0.00	0.00	0.00	0.00	0.00
3351			Awards - Boys Track	-350.70	0.00	0.00	0.00	-350.70
3352			Camps - Boys Track	2,979.71	0.00	256.50	0.00	2,723.21
3353			Entry Fees - Boys Track	0.00	0.00	0.00	0.00	0.00
3354			Equipment - Boys Track	-2,465.86	0.00	0.00	0.00	-2,465.86
3355			Lodging - Boys Track	0.00	0.00	0.00	0.00	0.00
3356			Meals - Boys Track	0.00	0.00	0.00	0.00	0.00
3357			Officials - Boys Track	0.00	0.00	0.00	0.00	0.00
3358			Prof. Development - Boys Track	0.00	0.00	0.00	0.00	0.00
3359			Scouting - Boys Track	0.00	0.00	0.00	0.00	0.00
3360			Security - Boys Track	0.00	0.00	0.00	0.00	0.00

Current Cash Balance

Sorted by Site ID, Group ID, Activity ID; Filtered by Site:
From 02/01/2015 to 02/28/2015.

Site ID Group ID	Site Name Group Name	Activity ID	Activity Name	Beginning Cash	Receipts	Disbursements	Adjustments	Cash Balance
3361			Transportation - Boys Track	0.00	0.00	0.00	0.00	0.00
3362			Uniforms/Apparel - Boys Track	0.00	0.00	0.00	0.00	0.00
3363			Misc. Expenditures - Boys Track	0.00	0.00	0.00	0.00	0.00
3451			Awards - Boys Baseball	-97.50	0.00	0.00	0.00	-97.50
3452			Camps - Boys Baseball	4,167.27	0.00	85.50	0.00	4,081.77
3453			Entry Fees - Boys Baseball	0.00	0.00	0.00	0.00	0.00
3454			Equipment - Boys Baseball	-3,294.68	1,759.00	1,759.00	0.00	-3,294.68
3455			Lodging - Boys Baseball	0.00	0.00	0.00	0.00	0.00
3456			Meals - Boys Baseball	0.00	0.00	0.00	0.00	0.00
3457			Officials - Boys Baseball	0.00	0.00	0.00	0.00	0.00
3458			Prof. Development - Boys Baseball	0.00	0.00	0.00	0.00	0.00
3459			Scouting - Boys Baseball	0.00	0.00	0.00	0.00	0.00
3460			Security - Boys Baseball	0.00	0.00	0.00	0.00	0.00
3461			Transportation - Boys Baseball	0.00	0.00	0.00	0.00	0.00
3462			Uniforms/Apparel - Boys Baseball	0.00	0.00	1,686.48	0.00	-1,686.48
3463			Misc. Expenditures - Boys Baseball	0.00	0.00	0.00	0.00	0.00
3501			Awards - Boys Football	-273.30	0.00	0.00	0.00	-273.30
3502			Camps - Boys Football	-1,649.25	0.00	0.00	0.00	-1,649.25
3503			Entry Fees - Boys Football	0.00	0.00	0.00	0.00	0.00
3504			Equipment - Boys Football	-1,586.10	0.00	0.00	0.00	-1,586.10
3505			Lodging - Boys Football	0.00	0.00	0.00	0.00	0.00
3506			Meals - Boys Football	-655.20	0.00	0.00	0.00	-655.20
3507			Officials - Boys Football	-3,854.92	0.00	0.00	0.00	-3,854.92
3508			Prof. Development - Boys Football	0.00	0.00	0.00	0.00	0.00
3509			Scouting - Boys Football	0.00	0.00	0.00	0.00	0.00
3510			Security - Boys Football	-1,600.00	0.00	0.00	0.00	-1,600.00
3511			Transportation - Boys Football	-5,405.78	0.00	0.00	0.00	-5,405.78
3512			Uniforms/Apparel - Boys Football	0.00	0.00	0.00	0.00	0.00
3515			Misc. Expenditures - Boys Football	-405.37	0.00	0.00	0.00	-405.37
3551			Awards - Boys Wrestling	-174.10	0.00	0.00	0.00	-174.10
3552			Camps - Boys Wrestling	0.00	0.00	0.00	0.00	0.00
3553			Entry Fees - Boys Wrestling	-1,760.00	300.00	310.00	0.00	-1,770.00
3554			Equipment - Boys Wrestling	-5,490.31	0.00	0.00	0.00	-5,490.31
3555			Lodging - Boys Wrestling	0.00	0.00	839.20	0.00	-839.20
3556			Meals - Boys Wrestling	0.00	0.00	1,400.00	0.00	-1,400.00
3557			Officials - Boys Wrestling	-555.34	0.00	800.00	0.00	-1,355.34
3558			Prof. Development - Boys Wrestling	0.00	0.00	0.00	0.00	0.00
3559			Scouting - Boys Wrestling	0.00	0.00	0.00	0.00	0.00
3560			Security - Boys Wrestling	0.00	0.00	0.00	0.00	0.00
3561			Transportation - Boys Wrestling	-4,963.62	0.00	1,453.52	0.00	-6,417.14
3562			Uniforms/Apparel - Boys Wrestling	0.00	0.00	0.00	0.00	0.00
3563			Misc. Expenditures - Boys Wrestling	-112.65	0.00	435.12	0.00	-547.77
C Totals:				-49,382.48	2,732.50	15,827.24	0.00	-62,477.22

Current Cash Balance

Sorted by Site ID, Group ID, Activity ID; Filtered by Site:
From 02/01/2015 to 02/28/2015

Site ID Group ID	Site Name Group Name	Activity ID	Activity Name	Beginning Cash	Receipts	Disbursements	Adjustments	Cash Balance
D	CLUBS AND ORGANIZATIONS							
4010	40 Assets			1,511.29	1,098.00	469.51	0.00	2,139.78
4020	Academic Awards			0.00	0.00	0.00	0.00	0.00
4030	Amnesty International			0.00	0.00	0.00	0.00	0.00
4040	Art			141.76	0.00	0.00	0.00	141.76
4050	Astronomy Club			-1,759.51	0.00	0.00	0.00	-1,759.51
4055	Athletic Trainers Club			1.53	0.00	0.00	0.00	1.53
4060	Band			-3,980.04	16.77	15,858.96	23,814.00	3,991.77
4061	Band Uniforms			0.00	0.00	0.00	0.00	0.00
4062	Band Trip			0.00	0.00	0.00	0.00	0.00
4080	Book Club			0.00	0.00	0.00	0.00	0.00
4100	Builders Club			0.00	0.00	0.00	0.00	0.00
4109	Cheer Uniforms			0.00	0.00	0.00	0.00	0.00
4110	Cheerleading			-5,818.27	180.00	1,830.95	670.22	-6,799.00
4115	Uniforms-Cheer/Dance			0.00	0.00	0.00	0.00	0.00
4130	Chess Club			39.10	0.00	0.00	0.00	39.10
4140	Choir			4,155.66	0.00	55.98	0.00	4,099.68
4141	Choir Trip			0.00	0.00	0.00	0.00	0.00
4160	Construction			-965.90	893.17	2,190.32	0.00	-2,263.05
4180	Culinary Competition			0.00	0.00	0.00	0.00	0.00
4190	Dance			865.54	368.00	356.50	660.57	1,537.61
4191	Dance Uniforms			0.00	0.00	0.00	0.00	0.00
4200	Debate Team			1,389.01	0.00	0.00	0.00	1,389.01
4210	DECA			6,168.35	-70.00	16,005.65	7,604.20	-2,303.10
4215	Diversity-Friends			0.00	0.00	0.00	0.00	0.00
4220	Drama Club			0.00	0.00	0.00	0.00	0.00
4225	Engineering			0.00	0.00	0.00	0.00	0.00
4230	Environmental Club			3,713.06	0.00	0.00	0.00	3,713.06
4240	Fashion Merchandising			5.08	0.00	0.00	0.00	5.08
4250	FCCLA			144.50	0.00	0.00	0.00	144.50
4260	FCS Club			16.50	0.00	0.00	0.00	16.50
4280	Forensics			5,176.53	0.00	1,441.74	0.00	3,734.79
4300	Foundation/PEMS			185.27	0.00	0.00	0.00	185.27
4310	French Club			231.48	0.00	0.00	0.00	231.48
4320	Future Educators			0.00	0.00	0.00	0.00	0.00
4330	Garden Club			0.00	0.00	0.00	0.00	0.00
4340	German Club			473.47	0.00	0.00	0.00	473.47
4350	Graphics			5.00	0.00	0.00	0.00	5.00
4365	HOSA			324.63	0.00	0.00	0.00	324.63
4380	International Club			66.67	0.00	0.00	0.00	66.67
4390	Intramurals			1,403.69	0.00	235.06	0.00	1,168.63
4410	Junior Class			2,661.40	1,457.76	1,126.76	204.00	3,196.40
4450	LEO Club			1,038.06	0.00	532.01	0.00	506.05
4460	Literary Magazine			340.58	0.00	0.00	0.00	340.58
4470	Manufacturing			1,223.41	0.00	0.00	0.00	1,223.41

Current Cash Balance

Sorted by Site ID, Group ID, Activity ID, Filtered by Site:
From 02/01/2015 to 02/28/2015

Site ID Group ID	Site Name Group Name	Activity ID	Activity Name	Beginning Cash	Receipts	Disbursements	Adjustments	Cash Balance
4501	Music-Auditorium			0.00	0.00	0.00	0.00	0.00
4502	Music-Donations			0.00	0.00	0.00	0.00	0.00
4503	Music-Musicals			0.00	0.00	0.00	0.00	0.00
4510	National Honor Society			715.12	0.00	588.75	0.00	126.37
4520	Newspaper			6,112.70	0.00	90.00	-79.00	5,943.70
4530	Orchestra			1,053.37	133.33	25.98	0.00	1,160.72
4531	Orchestra Trip			0.00	0.00	0.00	0.00	0.00
4550	Patriot Photo			1,831.52	0.00	0.00	0.00	1,831.52
4570	Play Production			2,991.92	1,686.00	1,044.39	165.00	3,798.53
4600	Robotics & Engineering Club			-134.44	1,593.00	430.87	0.00	1,027.69
4640	Senior Class			5,016.83	297.00	2,162.43	25.00	3,176.40
4645	Show Choir			6,932.48	14,193.69	5,338.05	0.00	15,788.12
4650	Skills USA			-24.88	0.00	0.00	0.00	-24.88
4660	Spanish Club			189.79	0.00	0.00	0.00	189.79
4685	Squashfest			0.00	0.00	0.00	0.00	0.00
4690	Spirit Shop			36,661.46	1,416.41	1,068.31	-204.00	36,805.56
4695	STARS			0.00	0.00	0.00	0.00	0.00
4710	Student Council			8,777.83	889.50	5,664.36	0.00	4,002.97
4760	World Language			399.49	0.00	0.00	0.00	399.49
4770	Yearbook			43,558.20	110.00	18,491.82	79.00	25,255.38
D Totals:				132,839.24	24,262.63	75,008.40	32,938.99	115,032.46
E	ADMINISTRATIVE CUSTODIAL							
5010	After Prom			0.00	0.00	0.00	0.00	0.00
5020	Fines			17,606.52	0.00	0.00	0.00	17,606.52
5025	Fines - Library Book			766.93	23.60	0.00	0.00	790.53
5030	Counseling Center			1,318.70	0.00	80.10	0.00	1,238.60
5040	Fundraising-General			0.00	0.00	0.00	0.00	0.00
5060	Hospitality			1,687.00	0.00	48.50	0.00	1,638.50
5070	Library			273.49	0.00	0.00	0.00	273.49
5097	New Frontier			233.68	0.00	0.00	0.00	233.68
5100	Other Adm Custodial			7.64	0.00	0.00	0.00	7.64
5110	Other Student Activities			0.00	0.00	0.00	0.00	0.00
5130	Parking			35,124.43	185.00	9.75	0.00	35,299.68
5135	Patriot Post			0.00	0.00	0.00	0.00	0.00
5140	PayBac			1,055.48	0.00	0.00	0.00	1,055.48
5150	Pool Maintenance			2,640.26	2,531.00	668.00	0.00	4,503.26
5160	PSAT Exam			0.04	0.00	0.00	0.00	0.04
5166	SpEd			122.89	0.00	0.00	0.00	122.89
5167	Student ID Card Fee			973.35	0.00	0.00	0.00	973.35
5170	Student Notebooks			50.00	0.00	0.00	0.00	50.00
5180	Teacher Fund/Grants			1,500.00	0.00	0.00	0.00	1,500.00
5185	Technology			0.00	0.00	0.00	0.00	0.00
5190	Transcripts			1,320.00	0.00	0.00	0.00	1,320.00
E Totals:				64,680.41	2,739.60	806.35	0.00	66,613.66

Current Cash Balance

Sorted by Site ID, Group ID, Activity ID; Filtered by Site:
From 02/01/2015 to 02/28/2015.

Site ID Group ID	Site Name Group Name	Activity ID	Activity Name	Beginning Cash	Receipts	Disbursements	Adjustments	Cash Balance
Q	STUDENT FEE FUND							
	7160		Participation Fees - Athletics	32,515.00	0.00	0.00	0.00	32,515.00
	7170		Participation Fees - Clubs & Orgs	0.00	32,913.99	0.00	-32,913.99	0.00
	7190		Field Trips	490.65	112.00	116.81	0.00	485.84
	Q	Totals:		33,005.65	33,025.99	116.81	-32,913.99	33,000.84
R	AP/IB EXAMS							
	8010		AP Exams	20,135.00	0.00	815.35	0.00	19,319.65
	R	Totals:		20,135.00	0.00	815.35	0.00	19,319.65
S	ATHLETIC							
	9010		Gate Receipts	55,724.63	11,048.75	0.00	0.00	66,773.38
	9020		Cash Reserve	432,644.09	0.00	0.00	0.00	432,644.09
	9030		Concessions	7,428.23	6,300.54	1,052.26	0.00	12,676.51
	9040		Tickets	13,745.00	0.00	0.00	0.00	13,745.00
	9050		Athletic-General	34,715.87	0.00	954.85	0.00	33,761.02
	9060		Athletic Director	-205.00	0.00	0.00	0.00	-205.00
	9070		Miscellaneous Receipts	965.11	58.90	0.00	0.00	1,024.01
	9080		Fundraising-Athletic	40.00	0.00	0.00	0.00	40.00
	9090		Strength & Conditioning	-1,095.75	0.00	70.00	0.00	-1,165.75
	9100		Athletic Training	-7,130.25	0.00	0.00	0.00	-7,130.25
	9110		Activities	-856.60	0.00	1,818.97	0.00	-2,675.57
	9120		Booster Contributions-Girls	0.00	2,365.50	0.00	0.00	2,365.50
	9130		Booster Contributions-Boys	0.00	2,365.50	0.00	0.00	2,365.50
	9140		Metro Tournament	0.00	0.00	0.00	0.00	0.00
	S	Totals:		535,975.33	22,139.19	3,896.08	0.00	554,218.44
	SHS	Totals:		711,331.41	88,049.64	106,611.33	0.00	692,769.72
	Report Totals:			711,331.41	88,049.64	106,611.33	0.00	692,769.72

Current Cash Balance

Sorted by Site ID, Group ID, Activity ID; Filtered by Site.
From 02/01/2015 to 02/28/2015

Site ID Group ID	Site Name Group Name	Activity ID	Activity Name	Beginning Cash	Receipts	Disbursements	Adjustments	Cash Balance
WHS	Millard West High School							
A	ACTIVITY GENERAL							
		1010	General Admin	-2,071.21	1,227.52	257.70	0.00	-1,101.39
		1025	Savings	-404,850.55	0.00	0.00	0.00	-404,850.55
		1030	Staff Vending	-3,024.74	0.00	0.00	0.00	-3,024.74
		1035	Student Vending	49,449.30	0.00	0.00	0.00	49,449.30
		1040	Donations	7,836.02	0.00	0.00	0.00	7,836.02
		1050	Projects/Support	2,523.42	0.00	0.00	0.00	2,523.42
		1070	Start Up Cash	449.94	0.00	0.00	0.00	449.94
		1090	Other Revenue	5,930.34	0.00	0.00	0.00	5,930.34
		1100	Damage & Loss Property	78.20	0.00	0.00	0.00	78.20
		1110	Extracurr Transportation	0.00	0.00	0.00	0.00	0.00
		1120	Equipment Replacement/Repair	0.00	0.00	0.00	0.00	0.00
		1130	Building Maintenance	-113.28	0.00	0.00	0.00	-113.28
		1140	Student Recognition Incentive	0.00	0.00	0.00	0.00	0.00
		1150	Capital Outlay	0.00	0.00	0.00	0.00	0.00
		1160	Personnel Support	0.00	0.00	0.00	0.00	0.00
		1170	Wellness	-100.00	0.00	0.00	0.00	-100.00
	A Totals:			-343,892.56	1,227.52	257.70	0.00	-342,922.74
B	Athletics-Girls							
		2051	Awards - Girls Basketball	0.00	0.00	0.00	0.00	0.00
		2052	Camps - Girls Basketball	15,155.48	0.00	4,688.35	0.00	10,467.13
		2053	Entry Fees - Girls Basketball	-325.00	0.00	0.00	0.00	-325.00
		2054	Equipment - Girls Basketball	-810.59	0.00	20.63	0.00	-831.22
		2055	Lodging - Girls Basketball	0.00	0.00	0.00	0.00	0.00
		2056	Meals - Girls Basketball	-464.50	0.00	0.00	0.00	-464.50
		2057	Officials - Girls Basketball	-2,905.00	0.00	1,445.00	0.00	-4,350.00
		2058	Prof. Development - Girls Basketball	0.00	0.00	0.00	0.00	0.00
		2059	Scouting - Girls Basketball	0.00	0.00	0.00	0.00	0.00
		2060	Security - Girls Basketball	-525.00	0.00	337.50	0.00	-862.50
		2061	Transportation - Girls Basketball	-2,803.29	0.00	1,491.78	0.00	-4,295.07
		2062	Uniforms/Apparel - Girls Basketball	-2,024.00	0.00	0.00	0.00	-2,024.00
		2063	Misc. Expenditures - Girls Basketball	-1,850.00	0.00	250.00	0.00	-2,100.00
		2101	Awards - Girls Cross Country	-171.57	0.00	0.00	88.25	-83.32
		2102	Camps - Girls Cross Country	4,593.35	0.00	109.85	0.00	4,483.50
		2103	Entry Fees - Girls Cross Country	-595.00	0.00	0.00	0.00	-595.00
		2104	Equipment - Girls Cross Country	-129.87	0.00	0.00	0.00	-129.87
		2105	Lodging - Girls Cross Country	0.00	0.00	0.00	0.00	0.00
		2106	Meals - Girls Cross Country	-488.94	0.00	0.00	0.00	-488.94
		2107	Officials - Girls Cross Country	0.00	0.00	0.00	0.00	0.00
		2108	Prof. Development - Girls Cross Country	0.00	0.00	0.00	0.00	0.00
		2109	Scouting - Girls Cross Country	0.00	0.00	0.00	0.00	0.00
		2110	Security - Girls Cross Country	-75.00	0.00	0.00	0.00	-75.00
		2111	Transportation - Girls Cross Country	-2,222.95	0.00	0.00	0.00	-2,222.95

Current Cash Balance

Sorted by Site ID, Group ID, Activity ID, Filtered by Site.
From 02/01/2015 to 02/28/2015.

Site ID Group ID	Site Name Group Name	Activity ID	Activity Name	Beginning Cash	Receipts	Disbursements	Adjustments	Cash Balance
WHS	Millard West High School							
A	ACTIVITY GENERAL							
		1010	General Admin	-2,071.21	1,227.52	257.70	0.00	-1,101.39
		1025	Savings	-404,850.55	0.00	0.00	0.00	-404,850.55
		1030	Staff Vending	-3,024.74	0.00	0.00	0.00	-3,024.74
		1035	Student Vending	49,449.30	0.00	0.00	0.00	49,449.30
		1040	Donations	7,836.02	0.00	0.00	0.00	7,836.02
		1050	Projects/Support	2,523.42	0.00	0.00	0.00	2,523.42
		1070	Start Up Cash	449.94	0.00	0.00	0.00	449.94
		1090	Other Revenue	5,930.34	0.00	0.00	0.00	5,930.34
		1100	Damage & Loss Property	78.20	0.00	0.00	0.00	78.20
		1110	Extracurr Transportation	0.00	0.00	0.00	0.00	0.00
		1120	Equipment Replacement/Repair	0.00	0.00	0.00	0.00	0.00
		1130	Building Maintenance	-113.28	0.00	0.00	0.00	-113.28
		1140	Student Recognition Incentive	0.00	0.00	0.00	0.00	0.00
		1150	Capital Outlay	0.00	0.00	0.00	0.00	0.00
		1160	Personnel Support	0.00	0.00	0.00	0.00	0.00
		1170	Wellness	-100.00	0.00	0.00	0.00	-100.00
			Totals:	-343,892.56	1,227.52	257.70	0.00	-342,922.74
B	Athletics-Girls							
		2051	Awards - Girls Basketball	0.00	0.00	0.00	0.00	0.00
		2052	Camps - Girls Basketball	15,155.48	0.00	4,688.35	0.00	10,467.13
		2053	Entry Fees - Girls Basketball	-325.00	0.00	0.00	0.00	-325.00
		2054	Equipment - Girls Basketball	-810.59	0.00	20.63	0.00	-831.22
		2055	Lodging - Girls Basketball	0.00	0.00	0.00	0.00	0.00
		2056	Meals - Girls Basketball	-464.50	0.00	0.00	0.00	-464.50
		2057	Officials - Girls Basketball	-2,905.00	0.00	1,445.00	0.00	-4,350.00
		2058	Prof. Development - Girls Basketball	0.00	0.00	0.00	0.00	0.00
		2059	Scouting - Girls Basketball	0.00	0.00	0.00	0.00	0.00
		2060	Security - Girls Basketball	-525.00	0.00	337.50	0.00	-862.50
		2061	Transportation - Girls Basketball	-2,803.29	0.00	1,491.78	0.00	-4,295.07
		2062	Uniforms/Apparel - Girls Basketball	-2,024.00	0.00	0.00	0.00	-2,024.00
		2063	Misc. Expenditures - Girls Basketball	-1,850.00	0.00	250.00	0.00	-2,100.00
		2101	Awards - Girls Cross Country	-171.57	0.00	0.00	88.25	-83.32
		2102	Camps - Girls Cross Country	4,593.35	0.00	109.85	0.00	4,483.50
		2103	Entry Fees - Girls Cross Country	-595.00	0.00	0.00	0.00	-595.00
		2104	Equipment - Girls Cross Country	-129.87	0.00	0.00	0.00	-129.87
		2105	Lodging - Girls Cross Country	0.00	0.00	0.00	0.00	0.00
		2106	Meals - Girls Cross Country	-488.94	0.00	0.00	0.00	-488.94
		2107	Officials - Girls Cross Country	0.00	0.00	0.00	0.00	0.00
		2108	Prof. Development - Girls Cross Country	0.00	0.00	0.00	0.00	0.00
		2109	Scouting - Girls Cross Country	0.00	0.00	0.00	0.00	0.00
		2110	Security - Girls Cross Country	-75.00	0.00	0.00	0.00	-75.00
		2111	Transportation - Girls Cross Country	-2,222.95	0.00	0.00	0.00	-2,222.95

Current Cash Balance

Sorted by Site ID, Group ID, Activity ID; Filtered by Site:
From 02/01/2015 to 02/28/2015.

Site ID Group ID	Site Name Group Name	Activity ID	Activity Name	Beginning Cash	Receipts	Disbursements	Adjustments	Cash Balance
2112			Uniforms/Apparel - Girls Cross Country	-116.69	0.00	0.00	0.00	-116.69
2113			Misc. Expenditures - Girls Cross Country	-568.25	0.00	0.00	0.00	-568.25
2151			Awards - Girls Golf	0.00	0.00	0.00	0.00	0.00
2152			Camps - Girls Golf	0.00	0.00	50.00	0.00	-50.00
2153			Entry Fees - Girls Golf	-1,005.00	0.00	0.00	0.00	-1,005.00
2154			Equipment - Girls Golf	-192.50	0.00	0.00	0.00	-192.50
2155			Lodging - Girls Golf	-1,472.00	0.00	0.00	0.00	-1,472.00
2156			Meals - Girls Golf	-198.00	0.00	0.00	0.00	-198.00
2157			Officials - Girls Golf	0.00	0.00	0.00	0.00	0.00
2158			Prof. Development - Girls Golf	0.00	0.00	0.00	0.00	0.00
2159			Scouting - Girls Golf	0.00	0.00	0.00	0.00	0.00
2160			Security - Girls Golf	0.00	0.00	0.00	0.00	0.00
2161			Transportation - Girls Golf	-832.69	0.00	0.00	0.00	-832.69
2162			Uniforms/Apparel - Girls Golf	-2,970.56	0.00	0.00	0.00	-2,970.56
2163			Misc. Expenditures - Girls Golf	-1,600.00	0.00	0.00	0.00	-1,600.00
2201			Awards - Girls Soccer	-921.94	0.00	0.00	0.00	-921.94
2202			Camps - Girls Soccer	5,138.09	0.00	100.00	0.00	5,038.09
2203			Entry Fees - Girls Soccer	0.00	0.00	0.00	0.00	0.00
2204			Equipment - Girls Soccer	-275.00	0.00	0.00	0.00	-275.00
2205			Lodging - Girls Soccer	0.00	0.00	0.00	0.00	0.00
2206			Meals - Girls Soccer	0.00	0.00	0.00	0.00	0.00
2207			Officials - Girls Soccer	0.00	0.00	0.00	0.00	0.00
2208			Prof. Development - Girls Soccer	0.00	0.00	0.00	0.00	0.00
2209			Scouting - Girls Soccer	0.00	0.00	0.00	0.00	0.00
2210			Security - Girls Soccer	0.00	0.00	0.00	0.00	0.00
2211			Transportation - Girls Soccer	0.00	0.00	0.00	0.00	0.00
2212			Uniforms/Apparel - Girls Soccer	2,844.00	0.00	0.00	0.00	2,844.00
2213			Misc. Expenditures - Girls Soccer	0.00	0.00	0.00	0.00	0.00
2251			Awards - Girls Swimming	0.00	0.00	0.00	0.00	0.00
2252			Camps - Girls Swimming	6,197.20	4,726.67	3,570.27	0.00	7,353.60
2253			Entry Fees - Girls Swimming	-395.00	0.00	0.00	0.00	-395.00
2254			Equipment - Girls Swimming	0.00	0.00	0.00	0.00	0.00
2255			Lodging - Girls Swimming	0.00	0.00	0.00	0.00	0.00
2256			Meals - Girls Swimming	-267.30	0.00	98.00	0.00	-365.30
2257			Officials - Girls Swimming	-567.50	0.00	0.00	0.00	-567.50
2258			Prof. Development - Girls Swimming	0.00	0.00	0.00	0.00	0.00
2259			Scouting - Girls Swimming	0.00	0.00	0.00	0.00	0.00
2260			Security - Girls Swimming	0.00	0.00	0.00	0.00	0.00
2261			Transportation - Girls Swimming	-190.01	0.00	149.31	0.00	-339.32
2262			Uniforms/Apparel - Girls Swimming	0.00	0.00	0.00	0.00	0.00
2263			Misc. Expenditures - Girls Swimming	-50.00	0.00	0.00	0.00	-50.00
2301			Awards - Girls Tennis	0.00	0.00	111.00	0.00	-111.00
2302			Camps - Girls Tennis	1,615.96	0.00	516.00	0.00	1,099.96
2303			Entry Fees - Girls Tennis	-275.00	0.00	0.00	0.00	-275.00
2304			Equipment - Girls Tennis	-1,590.46	0.00	397.60	0.00	-1,988.06

Current Cash Balance

Sorted by Site ID, Group ID, Activity ID; Filtered by Site,
From 02/01/2015 to 02/28/2015.

Site ID Group ID	Site Name Group Name	Activity ID	Activity Name	Beginning Cash	Receipts	Disbursements	Adjustments	Cash Balance
2305			Lodging - Girls Tennis	0.00	0.00	0.00	0.00	0.00
2306			Meals - Girls Tennis	-132.00	0.00	0.00	0.00	-132.00
2307			Officials - Girls Tennis	0.00	0.00	0.00	0.00	0.00
2308			Prof. Development - Girls Tennis	0.00	0.00	0.00	0.00	0.00
2309			Scouting - Girls Tennis	0.00	0.00	0.00	0.00	0.00
2310			Security - Girls Tennis	0.00	0.00	0.00	0.00	0.00
2311			Transportation - Girls Tennis	0.00	0.00	0.00	0.00	0.00
2312			Uniforms/Apparel - Girls Tennis	0.00	0.00	1,959.00	0.00	-1,959.00
2313			Misc. Expenditures - Girls Tennis	-270.00	0.00	0.00	0.00	-270.00
2351			Awards - Girls Track	0.00	0.00	88.25	-88.25	-176.50
2352			Camps - Girls Track	236.54	0.00	50.00	0.00	186.54
2353			Entry Fees - Girls Track	0.00	0.00	100.00	0.00	-100.00
2354			Equipment - Girls Track	-2,696.23	0.00	0.00	0.00	-2,696.23
2355			Lodging - Girls Track	0.00	0.00	0.00	0.00	0.00
2356			Meals - Girls Track	0.00	0.00	0.00	0.00	0.00
2357			Officials - Girls Track	0.00	0.00	0.00	0.00	0.00
2358			Prof. Development - Girls Track	0.00	0.00	0.00	0.00	0.00
2359			Scouting - Girls Track	0.00	0.00	0.00	0.00	0.00
2360			Security - Girls Track	0.00	0.00	0.00	0.00	0.00
2361			Transportation - Girls Track	0.00	0.00	0.00	0.00	0.00
2362			Uniforms/Apparel - Girls Track	-466.78	0.00	0.00	0.00	-466.78
2363			Misc. Expenditures - Girls Track	0.00	0.00	0.00	0.00	0.00
2401			Awards - Girls Volleyball	-46.75	0.00	0.00	0.00	-46.75
2402			Camps - Girls Volleyball	10,704.35	0.00	50.00	0.00	10,654.35
2403			Entry Fees - Girls Volleyball	-450.00	0.00	0.00	0.00	-450.00
2404			Equipment - Girls Volleyball	-2,630.16	0.00	54.39	0.00	-2,684.55
2405			Lodging - Girls Volleyball	0.00	0.00	0.00	0.00	0.00
2406			Meals - Girls Volleyball	-352.50	0.00	0.00	0.00	-352.50
2407			Officials - Girls Volleyball	-2,155.00	0.00	0.00	0.00	-2,155.00
2408			Prof. Development - Girls Volleyball	0.00	0.00	0.00	0.00	0.00
2409			Scouting - Girls Volleyball	0.00	0.00	0.00	0.00	0.00
2410			Security - Girls Volleyball	0.00	0.00	0.00	0.00	0.00
2411			Transportation - Girls Volleyball	-3,779.96	0.00	0.00	0.00	-3,779.96
2412			Uniforms/Apparel - Girls Volleyball	0.00	0.00	0.00	0.00	0.00
2413			Misc. Expenditures - Girls Volleyball	-375.00	0.00	0.00	0.00	-375.00
2451			Awards - Girls Softball	-7.50	0.00	0.00	0.00	-7.50
2452			Camps - Girls Softball	10,508.57	0.00	100.00	0.00	10,408.57
2453			Entry Fees - Girls Softball	-335.00	0.00	0.00	0.00	-335.00
2454			Equipment - Girls Softball	-3,265.48	0.00	0.00	0.00	-3,265.48
2455			Lodging - Girls Softball	-1,599.20	0.00	0.00	0.00	-1,599.20
2456			Meals - Girls Softball	-1,147.27	0.00	0.00	0.00	-1,147.27
2457			Officials - Girls Softball	-1,067.00	0.00	50.00	0.00	-1,117.00
2458			Prof. Development - Girls Softball	0.00	0.00	0.00	0.00	0.00
2459			Scouting - Girls Softball	0.00	0.00	0.00	0.00	0.00
2460			Security - Girls Softball	0.00	0.00	0.00	0.00	0.00

Current Cash Balance

Sorted by Site ID, Group ID, Activity ID; Filtered by Site:
From 02/01/2015 to 02/28/2015.

Site ID Group ID	Site Name Group Name						
Activity ID	Activity Name	Beginning Cash	Receipts	Disbursements	Adjustments	Cash Balance	
2461	Transportation - Girls Softball	-1,116.79	0.00	0.00	0.00	-1,116.79	
2462	Uniforms/Apparel - Girls Softball	-3,619.80	0.00	0.00	0.00	-3,619.80	
2463	Misc. Expenditures - Girls Softball	-7,538.00	0.00	0.00	0.00	-7,538.00	
B Totals:		-4,935.49	4,726.67	15,786.93	0.00	-15,995.75	

Current Cash Balance

Sorted by Site ID, Group ID, Activity ID; Filtered by Site.

From 02/01/2015 to 02/28/2015.

Site ID Group ID	Site Name Group Name	Activity ID	Activity Name	Beginning Cash	Receipts	Disbursements	Adjustments	Cash Balance
C	Athletics-Boys							
3051	Awards - Boys Basketball			0.00	0.00	0.00	0.00	0.00
3052	Camps - Boys Basketball			4,117.82	0.00	8,159.00	0.00	-4,041.18
3053	Entry Fees - Boys Basketball			-100.00	0.00	0.00	0.00	-100.00
3054	Equipment - Boys Basketball			-377.92	0.00	81.51	0.00	-459.43
3055	Lodging - Boys Basketball			0.00	0.00	0.00	0.00	0.00
3056	Meals - Boys Basketball			-283.67	0.00	0.00	0.00	-283.67
3057	Officials - Boys Basketball			-4,181.00	0.00	2,745.00	0.00	-6,926.00
3058	Prof. Development - Boys Basketball			0.00	0.00	0.00	0.00	0.00
3059	Scouting - Boys Basketball			0.00	0.00	0.00	0.00	0.00
3060	Security - Boys Basketball			-450.00	0.00	337.50	0.00	-787.50
3061	Transportation - Boys Basketball			-2,293.50	0.00	1,099.50	0.00	-3,393.00
3062	Uniforms/Apparel - Boys Basketball			0.00	0.00	3,048.00	0.00	-3,048.00
3063	Misc. Expenditures - Boys Basketball			-175.00	0.00	25.00	0.00	-200.00
3101	Awards - Boys Cross Country			-171.58	0.00	0.00	88.25	-83.33
3102	Camps - Boys Cross Country			5,663.58	0.00	109.84	0.00	5,553.74
3103	Entry Fees - Boys Cross Country			-495.00	0.00	0.00	0.00	-495.00
3104	Equipment - Boys Cross Country			-129.88	0.00	0.00	0.00	-129.88
3105	Lodging - Boys Cross Country			0.00	0.00	0.00	0.00	0.00
3106	Meals - Boys Cross Country			-488.94	0.00	0.00	0.00	-488.94
3107	Officials - Boys Cross Country			0.00	0.00	0.00	0.00	0.00
3108	Prof. Development - Boys Cross Country			0.00	0.00	0.00	0.00	0.00
3109	Scouting - Boys Cross Country			0.00	0.00	0.00	0.00	0.00
3110	Security - Boys Cross Country			-75.00	0.00	0.00	0.00	-75.00
3111	Transportation - Boys Cross Country			-2,222.97	0.00	0.00	0.00	-2,222.97
3112	Uniforms/Apparel - Boys Cross Country			-33.52	0.00	0.00	0.00	-33.52
3113	Misc. Expenditures - Boys Cross Country			-568.25	0.00	0.00	0.00	-568.25
3151	Awards - Boys Golf			0.00	0.00	22.90	0.00	-22.90
3152	Camps - Boys Golf			2,269.42	0.00	50.00	0.00	2,219.42
3153	Entry Fees - Boys Golf			0.00	0.00	0.00	0.00	0.00
3154	Equipment - Boys Golf			-346.84	0.00	0.00	0.00	-346.84
3155	Lodging - Boys Golf			-237.00	0.00	0.00	0.00	-237.00
3156	Meals - Boys Golf			0.00	0.00	0.00	0.00	0.00
3157	Officials - Boys Golf			0.00	0.00	0.00	0.00	0.00
3158	Prof. Development - Boys Golf			0.00	0.00	0.00	0.00	0.00
3159	Scouting - Boys Golf			0.00	0.00	0.00	0.00	0.00
3160	Security - Boys Golf			0.00	0.00	0.00	0.00	0.00
3161	Transportation - Boys Golf			0.00	0.00	0.00	0.00	0.00
3162	Uniforms/Apparel - Boys Golf			-115.10	0.00	0.00	0.00	-115.10
3163	Misc. Expenditures - Boys Golf			0.00	0.00	0.00	0.00	0.00
3201	Awards - Boys Soccer			0.00	0.00	0.00	0.00	0.00
3202	Camps - Boys Soccer			1,728.16	0.00	100.00	0.00	1,628.16
3203	Entry Fees - Boys Soccer			0.00	0.00	0.00	0.00	0.00
3204	Equipment - Boys Soccer			-325.00	0.00	0.00	0.00	-325.00
3205	Lodging - Boys Soccer			0.00	0.00	0.00	0.00	0.00

Current Cash Balance

Sorted by Site ID, Group ID, Activity ID; Filtered by Site.
From 02/01/2015 to 02/28/2015.

Site ID Group ID	Site Name Group Name	Activity ID	Activity Name	Beginning Cash	Receipts	Disbursements	Adjustments	Cash Balance
3206			Meals - Boys Soccer	0.00	0.00	0.00	0.00	0.00
3207			Officials - Boys Soccer	0.00	0.00	0.00	0.00	0.00
3208			Prof. Development - Boys Soccer	0.00	0.00	0.00	0.00	0.00
3209			Scouting - Boys Soccer	0.00	0.00	0.00	0.00	0.00
3210			Security - Boys Soccer	0.00	0.00	0.00	0.00	0.00
3211			Transportation - Boys Soccer	0.00	0.00	0.00	0.00	0.00
3212			Uniforms/Apparel - Boys Soccer	-770.00	0.00	0.00	0.00	-770.00
3213			Misc. Expenditures - Boys Soccer	0.00	0.00	0.00	0.00	0.00
3251			Awards - Boys Swimming	0.00	0.00	0.00	0.00	0.00
3252			Camps - Boys Swimming	5,155.87	4,726.67	3,570.29	0.00	6,312.25
3253			Entry Fees - Boys Swimming	-395.00	0.00	0.00	0.00	-395.00
3254			Equipment - Boys Swimming	0.00	0.00	0.00	0.00	0.00
3255			Lodging - Boys Swimming	0.00	0.00	0.00	0.00	0.00
3256			Meals - Boys Swimming	-349.00	0.00	98.00	0.00	-447.00
3257			Officials - Boys Swimming	-567.50	0.00	0.00	0.00	-567.50
3258			Prof. Development - Boys Swimming	0.00	0.00	0.00	0.00	0.00
3259			Scouting - Boys Swimming	0.00	0.00	0.00	0.00	0.00
3260			Security - Boys Swimming	0.00	0.00	0.00	0.00	0.00
3261			Transportation - Boys Swimming	-190.01	0.00	149.31	0.00	-339.32
3262			Uniforms/Apparels - Boys Swimming	-5,280.00	0.00	0.00	0.00	-5,280.00
3263			Misc. Expenditures - Boys Swimming	-50.00	0.00	0.00	0.00	-50.00
3301			Awards - Boys Tennis	-94.95	0.00	25.00	0.00	-119.95
3302			Camps - Boys Tennis	662.33	0.00	0.00	0.00	662.33
3303			Entry Fees - Boys Tennis	585.00	0.00	0.00	0.00	585.00
3304			Equipment - Boys Tennis	-2,122.05	0.00	0.00	0.00	-2,122.05
3305			Lodging - Boys Tennis	0.00	0.00	0.00	0.00	0.00
3306			Meals - Boys Tennis	-230.45	0.00	0.00	0.00	-230.45
3307			Officials - Boys Tennis	0.00	0.00	0.00	0.00	0.00
3308			Prof. Development - Boys Tennis	0.00	0.00	0.00	0.00	0.00
3309			Scouting - Boys Tennis	0.00	0.00	0.00	0.00	0.00
3310			Security - Boys Tennis	0.00	0.00	0.00	0.00	0.00
3311			Transportation - Boys Tennis	0.00	0.00	0.00	0.00	0.00
3312			Uniforms/Apparel - Boys Tennis	0.00	0.00	0.00	0.00	0.00
3313			Misc. Expenditures - Boys Tennis	-270.00	0.00	0.00	0.00	-270.00
3351			Awards - Boys Track	0.00	0.00	88.25	-88.25	-176.50
3352			Camps - Boys Track	-336.35	0.00	50.00	0.00	-386.35
3353			Entry Fees - Boys Track	0.00	0.00	100.00	0.00	-100.00
3354			Equipment - Boys Track	784.19	0.00	0.00	0.00	784.19
3355			Lodging - Boys Track	0.00	0.00	0.00	0.00	0.00
3356			Meals - Boys Track	81.70	0.00	0.00	0.00	81.70
3357			Officials - Boys Track	0.00	0.00	0.00	0.00	0.00
3358			Prof. Development - Boys Track	0.00	0.00	0.00	0.00	0.00
3359			Scouting - Boys Track	0.00	0.00	0.00	0.00	0.00
3360			Security - Boys Track	0.00	0.00	0.00	0.00	0.00
3361			Transportation - Boys Track	-241.09	0.00	0.00	0.00	-241.09

Current Cash Balance

Sorted by Site ID, Group ID, Activity ID; Filtered by Site:
From 02/01/2015 to 02/28/2015

Site ID Group ID	Site Name Group Name	Activity ID	Activity Name	Beginning Cash	Receipts	Disbursements	Adjustments	Cash Balance
3362			Uniforms/Apparel - Boys Track	0.00	0.00	0.00	0.00	0.00
3363			Misc. Expenditures - Boys Track	0.00	0.00	0.00	0.00	0.00
3451			Awards - Boys Baseball	21.00	0.00	72.42	0.00	-51.42
3452			Camps - Boys Baseball	18,469.87	950.00	4,777.87	0.00	14,642.00
3453			Entry Fees - Boys Baseball	150.00	0.00	0.00	0.00	150.00
3454			Equipment - Boys Baseball	-7,313.00	0.00	0.00	0.00	-7,313.00
3455			Lodging - Boys Baseball	0.00	0.00	0.00	0.00	0.00
3456			Meals - Boys Baseball	0.00	0.00	0.00	0.00	0.00
3457			Officials - Boys Baseball	0.00	0.00	50.00	0.00	-50.00
3458			Prof. Development - Boys Baseball	0.00	0.00	0.00	0.00	0.00
3459			Scouting - Boys Baseball	0.00	0.00	0.00	0.00	0.00
3460			Security - Boys Baseball	0.00	0.00	0.00	0.00	0.00
3461			Transportation - Boys Baseball	0.00	0.00	0.00	0.00	0.00
3462			Uniforms/Apparel - Boys Baseball	0.00	0.00	5,248.00	0.00	-5,248.00
3463			Misc. Expenditures - Boys Baseball	6,400.00	0.00	0.00	0.00	6,400.00
3501			Awards - Boys Football	-99.20	0.00	0.00	0.00	-99.20
3502			Camps - Boys Football	10,009.05	0.00	570.39	0.00	9,438.66
3503			Entry Fees - Boys Football	-129.00	0.00	0.00	0.00	-129.00
3504			Equipment - Boys Football	17,820.47	0.00	90.22	0.00	17,730.25
3505			Lodging - Boys Football	-853.02	0.00	0.00	0.00	-853.02
3506			Meals - Boys Football	-905.25	0.00	0.00	0.00	-905.25
3507			Officials - Boys Football	-3,795.00	0.00	0.00	0.00	-3,795.00
3508			Prof. Development - Boys Football	0.00	0.00	0.00	0.00	0.00
3509			Scouting - Boys Football	0.00	0.00	0.00	0.00	0.00
3510			Security - Boys Football	-1,350.00	0.00	0.00	0.00	-1,350.00
3511			Transportation - Boys Football	-11,703.08	0.00	0.00	0.00	-11,703.08
3512			Uniforms/Apparel - Boys Football	0.60	0.00	0.00	0.00	0.60
3513			Misc. Expenditures - Boys Football	-520.00	0.00	0.00	0.00	-520.00
3551			Awards - Boys Wrestling	-203.50	0.00	0.00	0.00	-203.50
3552			Camps - Boys Wrestling	-1,817.47	35.00	72.47	0.00	-1,854.94
3553			Entry Fees - Boys Wrestling	245.00	0.00	300.00	0.00	-55.00
3554			Equipment - Boys Wrestling	-1,198.93	0.00	0.00	0.00	-1,198.93
3555			Lodging - Boys Wrestling	0.00	0.00	847.00	0.00	-847.00
3556			Meals - Boys Wrestling	-312.79	0.00	198.00	0.00	-510.79
3557			Officials - Boys Wrestling	-2,560.00	0.00	185.00	0.00	-2,745.00
3558			Prof. Development - Boys Wrestling	-120.00	0.00	0.00	0.00	-120.00
3559			Scouting - Boys Wrestling	0.00	0.00	0.00	0.00	0.00
3560			Security - Boys Wrestling	0.00	0.00	0.00	0.00	0.00
3561			Transportation - Boys Wrestling	-4,952.87	0.00	479.31	0.00	-5,432.18
3562			Uniforms/Apparel - Boys Wrestling	-1,524.00	0.00	0.00	0.00	-1,524.00
3563			Misc. Expenditures - Boys Wrestling	-1,408.75	0.00	0.00	0.00	-1,408.75
C Totals:				9,431.63	5,711.67	32,749.78	0.00	-17,606.48

Current Cash Balance

Sorted by Site ID, Group ID, Activity ID; Filtered by Site.

From 02/01/2015 to 02/28/2015.

Site ID	Site Name					
Group ID	Group Name					
Activity ID	Activity Name	Beginning Cash	Receipts	Disbursements	Adjustments	Cash Balance
D	CLUBS AND ORGANIZATIONS					
4010	40 Assets	-53.30	0.00	0.00	0.00	-53.30
4030	Amnesty International	137.51	0.00	0.00	0.00	137.51
4040	Art	7,224.33	0.00	0.00	0.00	7,224.33
4060	Band	10,578.58	1,600.00	411.97	0.00	11,766.61
4061	Band Uniforms	2,592.10	165.00	0.00	0.00	2,757.10
4062	Band Trip	-20,102.49	0.00	0.00	0.00	-20,102.49
4110	Cheerleading	-13.25	0.00	0.00	0.00	-13.25
4111	Cheerleading-Varsity	1,610.74	0.00	275.00	0.00	1,335.74
4112	Cheerleading-JV	346.13	325.00	0.00	0.00	671.13
4113	Cheerleading-Freshman	-273.86	0.00	0.00	0.00	-273.86
4115	Uniforms-Cheer/Dance	-3,526.60	0.00	0.00	0.00	-3,526.60
4140	Choir	12,964.06	25.00	4,443.99	-905.00	7,640.07
4141	Choir Trip	-25,498.40	25,132.36	60,588.60	905.00	-60,049.64
4160	Construction	-819.60	763.00	0.00	0.00	-56.60
4180	Culinary Competition	0.56	0.00	0.00	0.00	0.56
4185	Cycling	0.00	0.00	0.00	0.00	0.00
4190	Dance	-18,865.68	2,336.77	1,978.56	0.00	-18,507.47
4200	Debate Team	-14,731.77	0.00	3,951.78	0.00	-18,683.55
4210	DECA	-4,403.33	4,692.00	13,317.01	0.00	-13,028.34
4215	Diversity-Friends	0.00	0.00	0.00	0.00	0.00
4220	Drama Club	-201.19	745.00	0.00	0.00	543.81
4225	Engineering	523.00	0.00	0.00	0.00	523.00
4230	Environmental Club	5,070.11	0.00	0.00	0.00	5,070.11
4250	FCCLA	2,656.66	141.07	140.00	0.00	2,656.73
4260	FCS Club	60.18	0.00	0.00	0.00	60.18
4290	Forensics	-5,415.54	4,242.00	2,285.31	0.00	-3,458.85
4310	French Club	1,686.29	0.00	0.00	0.00	1,686.29
4320	Future Educators	670.93	0.00	330.00	0.00	340.93
4340	German Club	28.52	0.00	0.00	0.00	28.52
4365	HOSA	1,885.16	131.00	0.00	0.00	2,016.16
4370	Industrial Arts	545.36	0.00	0.00	0.00	545.36
4380	International Club	100.00	0.00	0.00	0.00	100.00
4390	Intramurals	1,121.16	0.00	456.68	0.00	664.48
4395	Invisible Children-WHS	1.34	0.00	0.00	0.00	1.34
4400	Japanese Club	64.44	0.00	0.00	0.00	64.44
4410	Junior Class	11,095.49	0.00	145.00	0.00	10,950.49
4415	Justice League	171.92	0.00	224.00	0.00	-52.08
4420	Key Club	2,158.13	30.00	212.50	0.00	1,975.63
4425	LaCrosse	381.07	0.00	0.00	0.00	381.07
4440	Leadership Club	30.00	0.00	0.00	0.00	30.00
4460	Literary Magazine	706.32	0.00	0.00	0.00	706.32
4470	Manufacturing	741.84	0.00	0.00	0.00	741.84
4480	Mascot Team	-2,983.58	0.00	0.00	0.00	-2,983.58
4490	M-Club	1,420.69	0.00	0.00	0.00	1,420.69

Current Cash Balance

Sorted by Site ID, Group ID, Activity ID. Filtered by Site:
From 02/01/2015 to 02/28/2015.

Site ID Group ID	Site Name Group Name	Activity ID	Activity Name	Beginning Cash	Receipts	Disbursements	Adjustments	Cash Balance
4500	Music			2,639.31	0.00	0.00	0.00	2,639.31
4501	Music-Auditorium			-612.12	0.00	2,850.00	0.00	-3,462.12
4502	Music-Donations			-36.39	0.00	0.00	0.00	-36.39
4503	Music-Musicals			-3,984.26	1,870.00	804.53	0.00	-2,918.79
4510	National Honor Society			5,656.08	1,797.45	1,797.45	0.00	5,656.08
4520	Newspaper			-1,885.43	0.00	0.00	0.00	-1,885.43
4530	Orchestra			1,547.88	-405.00	157.27	0.00	1,795.61
4531	Orchestra Trip			-2,194.86	0.00	0.00	0.00	-2,194.86
4540	Other Clubs			0.00	0.00	0.00	0.00	0.00
4570	Play Production			9,584.82	0.00	997.84	0.00	8,586.98
4605	Power Robotics			4,576.07	1,860.00	990.00	0.00	5,446.07
4610	SAFE/DARE/Drug Free			-35.00	0.00	0.00	0.00	-35.00
4630	Science Club			-288.79	0.00	0.00	0.00	-288.79
4640	Senior Class			2,710.90	0.00	0.00	0.00	2,710.90
4645	Show Choir			-153,599.57	502.65	2,323.19	0.00	-155,420.11
4646	Singsation			97,562.24	0.00	4,304.32	0.00	93,257.92
4650	Skills USA			92.00	0.00	538.00	0.00	-446.00
4660	Spanish Club			3,523.13	506.00	2,500.00	0.00	1,529.13
4690	Spirit Shop			12,593.87	612.00	366.80	0.00	12,839.07
4700	STUCO Workshops			157.93	0.00	0.00	0.00	157.93
4710	Student Council			25,886.55	0.00	458.98	0.00	25,427.57
4725	Theater Workshop			347.18	0.00	0.00	0.00	347.18
4760	World Language			0.00	0.00	0.00	0.00	0.00
4770	Yearbook			110,533.08	235.00	1,386.41	0.00	109,381.67
4780	Youth to Youth			513.37	0.00	0.00	0.00	513.37
D Totals:				84,971.02	48,116.30	108,235.19	0.00	24,852.13

Current Cash Balance

Sorted by Site ID, Group ID, Activity ID; Filtered by Site:
From 02/01/2015 to 02/28/2015

Site ID	Site Name		From 02/01/2015 to 02/28/2015				
Group ID	Group Name						
	Activity ID	Activity Name	Beginning Cash	Receipts	Disbursements	Adjustments	Cash Balance
E	ADMINISTRATIVE CUSTODIAL						
	5010	After Prom	0.00	0.00	0.00	0.00	0.00
	5020	Fines	-2,627.34	0.00	0.00	0.00	-2,627.34
	5025	Fines - Library Book	124.28	0.00	0.00	0.00	124.28
	5027	Fines-Textbooks	0.00	0.00	0.00	0.00	0.00
	5030	Counseling Center	5,649.33	0.00	25.31	0.00	5,624.02
	5040	Fundraising-General	0.00	0.00	0.00	0.00	0.00
	5060	Hospitality	-325.43	0.00	0.00	0.00	-325.43
	5070	Library	298.53	0.00	0.00	0.00	298.53
	5110	Other Student Activities	0.00	0.00	0.00	0.00	0.00
	5120	P.E.	-2,658.47	0.00	0.00	0.00	-2,658.47
	5130	Parking	46,174.31	300.50	65.15	0.00	46,409.66
	5140	PayBac	0.00	0.00	0.00	0.00	0.00
	5150	Pool Maintenance	475.00	0.00	0.00	0.00	475.00
	5160	PSAT Exam	0.00	0.00	0.00	0.00	0.00
	5180	Teacher Fund/Grants	0.00	0.00	0.00	0.00	0.00
	5185	Technology	4,738.99	0.00	12.97	0.00	4,726.02
	5205	Vocational	80.00	0.00	0.00	0.00	80.00
	E	Totals:	51,929.20	300.50	103.43	0.00	52,126.27
Q	STUDENT FEE FUND						
	7090	ACP (SpEd) Trips	0.00	0.00	0.00	0.00	0.00
	7160	Participation Fees - Athletics	46,235.00	1,270.00	0.00	0.00	47,505.00
	7170	Participation Fees - Clubs & Orgs	0.00	0.00	0.00	0.00	0.00
	7190	Field Trips	-5,500.05	591.00	1,697.37	0.00	-6,606.42
	7900	Field Trips-Other	-2,505.70	0.00	0.00	0.00	-2,505.70
	Q	Totals:	38,229.25	1,861.00	1,697.37	0.00	38,392.88
R	AP/IB EXAMS						
	8010	AP Exams	49,838.96	0.00	157.38	0.00	49,681.58
	R	Totals:	49,838.96	0.00	157.38	0.00	49,681.58

Current Cash Balance

Sorted by Site ID, Group ID, Activity ID; Filtered by Site.
From 02/01/2015 to 02/28/2015.

Site ID Group ID	Site Name Group Name	Activity ID	Activity Name	Beginning Cash	Receipts	Disbursements	Adjustments	Cash Balance
S	ATHLETIC							
		9010	Gate Receipts	45,947.23	8,998.80	482.37	0.00	54,463.66
		9020	Cash Reserve	130,227.33	0.00	0.00	0.00	130,227.33
		9030	Concessions	5,940.72	5,219.15	2,851.83	0.00	8,308.04
		9040	Tickets	11,715.00	0.00	0.00	0.00	11,715.00
		9050	Athletic-General	7,415.97	0.00	0.00	0.00	7,415.97
		9060	Athletic Director	12,660.53	0.00	16.00	0.00	12,644.53
		9070	Miscellaneous Receipts	0.00	0.00	0.00	0.00	0.00
		9080	Fundraising-Athletic	0.00	0.00	0.00	0.00	0.00
		9090	Strength & Conditioning	3,049.58	0.00	215.50	0.00	2,834.08
		9100	Athletic Training	-470.93	30.00	0.00	0.00	-440.93
		9110	Activities	-15,864.23	0.00	883.77	0.00	-16,748.00
		9120	Booster Contributions-Girls	-298.13	0.00	0.00	0.00	-298.13
		9130	Booster Contributions-Boys	-8,079.55	0.00	0.00	0.00	-8,079.55
		9140	Metro Tournament	0.00	7,047.50	6,681.83	0.00	365.67
	S	Totals:		192,243.52	21,295.45	11,131.30	0.00	202,407.67
	WHS	Totals:		77,815.53	83,239.11	170,119.08	0.00	-9,064.44
	Report Totals:			77,815.53	83,239.11	170,119.08	0.00	-9,064.44

Millard Public Schools - Planned Disposition of Surplus Property

BOE Packet Due Date: **4/15/2015**BOE Meeting Date: **4/20/2015**Sale or Disposals Scheduled After: **4/20/2015**

Lot	Quantity	Description
1	5	macbooks
2	20	mice
3	1	(construction) man lift
4	4	lots cookware
5	1	set photography lights
6		
7		
8		
9		
10		
11		
12		
13		
14		
15		
16		
17		
18		
19		
20		
21		
22		
23		
24		
25		
26		
27		
28		
29		
30		

AGENDA SUMMARY SHEET

Agenda Item: Policy 5000

Meeting Date: April 20, 2015

Department: Student Services

Title and Brief Description: General Policy Statement

Action Desired: Approval

Background: Required update

Options/Alternatives Considered: N/A

Recommendations: Approval

Strategic Plan Reference: N/A

Implications of Adoption/Rejection: N/A

Timeline: Immediate

Responsible Person: Bill Jelkin, Director of Student Services

Superintendent's Signature: _____



Pupil Student Services**General Policy Statement****5000**

The goal of the District is to provide all students who are enrolled in the District with a safe and equitable learning environment in order to take full advantage of the District's educational opportunities. To this end, the Board will adopt policies and rules which will provide District students with the opportunity to obtain an education in a safe, healthy, and orderly environment free of illegal drugs, alcohol, weapons, and violence. Students violating the District's policies and rules will be subject to the District's disciplinary procedures.

Policy Approved: May 6, 1996

Revised: July 31, 2000; [May 4, 2015](#)

Reaffirmed: April 21, 2008

Millard Public Schools
Omaha, Nebraska

AGENDA SUMMARY SHEET

Agenda Item: Rule 5400.6

Meeting Date: April 20, 2015

Department Student Services

Title and Brief Description: Standards for Student Conduct

Action Desired: Approval

Background: Annual review of 5400.6

Options/Alternatives Considered: N/A

Recommendations: Approval

Strategic Plan Reference: N/A

Implications of Adoption/Rejection: N/A

Timeline: Immediate

Responsible Person: Bill Jelkin, Director of Student Services

Superintendent's Signature: _____

A handwritten signature in blue ink, appearing to read "Bill Jelkin", is centered within a light gray rectangular box. The signature is fluid and cursive.

Student Services

Standards for Student Conduct

5400.6

I. Introduction.

- A. Policy Statement. Every District student has the right to an education. The following Standards have been instituted to ensure that right. Each student and their parents are required, on their own, to become familiar with these Standards, and to help provide an atmosphere conducive to learning.
- B. Grounds for Exclusion. A student may be excluded from school if there is reasonable information that the student has committed a prohibited act listed below while on ~~school grounds~~ District property, in a vehicle owned, leased, or contracted by a school being used for a school purpose or in a vehicle being driven for a school purpose by a school employee or by his or her designee, or at a school-sponsored activity or athletic event, or any other place where the governing law permits the District to discipline students for prohibited conduct.
- C. Exclusion from School Grounds and Activities. A student who is excluded from school for a suspension, expulsion, or emergency exclusion shall not enter upon District property, or ride in a vehicle owned, leased, or contracted by the District being used for a school purpose or in a vehicle being driven for a school purpose by a school employee or his or her designee, or participate in or attend a school-sponsored activity or athletic event. Expelled students and students suspended for ten (10) school days or more may enter upon District property for the sole purpose of attending alternative education at a location and time designated by the Director of Student Services.
- D. Length of Expulsions. Unless specified otherwise within these Standards, the expulsion of a student shall be for the remainder of the semester in which it took effect unless the misconduct occurred within ten (10) school days prior to the end of the first semester, in which case the expulsion shall remain in effect through the second semester, or within ten (10) school days prior to the end of the second semester, in which case the expulsion shall remain in effect for summer school and the first semester of the following school year. Neb. Rev. Stat. §79-283(2).
- E. Length of Suspension. If there are insufficient school days in the first semester to complete the suspension period, the suspension period will be carried over to the second semester.
- F. Contact of Legal Authorities. The principal of a school or the principal's designee shall notify as soon as possible the appropriate law enforcement authorities, of the county or city in which the school is located, of any act of a student described in Neb. Rev. Stat. §79-267 which the principal or designee knows or suspects is a violation of the Nebraska Criminal Code. Neb. Rev. Stat. §79-293(1).
- G. Sanction to be Followed. If minimum and maximum sanctions are not specified for a specific prohibited act, the recommended sanction shall be imposed.
- H. Expulsion as Sanction. Expulsion is specified as a sanction for particular conduct because the District's Board of Education finds that the type of conduct for which expulsion is specified has the potential to seriously affect the health, safety, or welfare of the student, other students, staff members, or other persons, or to otherwise seriously interfere with the educational process. Neb. Rev. Stat. §79-262(1).
- I. Students with Disabilities. Disciplinary procedures for students who have disabilities as defined by the Individuals with Disabilities Education Act and Section 504 of the Rehabilitation Act of 1973 shall be subject to the disciplinary procedures set forth in District Rules 5400.2 and 5400.3 and applicable federal and state law.
- J. Mandatory Compliance. Students and their parent(s) or guardian(s) are hereby notified that compliance with the District's Standards for Student Conduct is mandatory. It is the responsibility of all students and their parent(s) or guardian(s) to become familiar with these Standards.

II. Violations Against Persons.

A. Use of Violence. Use of violence, force, coercion, threat, intimidation or similar conduct in a manner that constitutes a substantial interference with school purposes.

1. Pushing, Shoving or Related Non-injurious Behaviors.

a. Maximum Sanction. Short-term suspension.

b. Extracurricular Sanction. Suspension from extracurricular activities during the time of suspension.

2. Fighting. Mutual attempt to physically harm another person through mutual combative physical contact.

a. First Offense.

(1) Minimum Sanction. Short-term suspension. There is no mandated minimum sanction below grade six (6).

(2) Maximum Sanction. Long-term suspension.

(3) Extracurricular Sanction. Suspension from extracurricular activities during the time of suspension.

(4) Mandatory Action. Legal authorities shall be contacted. Neb. Rev. Stat. §§ 79-267(1) and 293.

b. Additional Offenses.

(1) Minimum Sanction. Long-term suspension.

(2) Maximum Sanction. Expulsion.

(3) Extracurricular Sanction. Suspension from extracurricular activities during the time of suspension or expulsion.

(4) Mandatory Action. Legal authorities shall be contacted. Neb. Rev. Stat. §§ 79-267(1) and 293.

3. Physical Assault. Initiation of a violent act against another person through aggressive physical contact.

a. Minimum Sanction. Long-term suspension. There is no mandated minimum sanction below grade six (6).

b. Maximum Sanction. Expulsion.

c. Extracurricular Sanction. Suspension from extracurricular activities during the time of suspension or expulsion.

d. Mandatory Action. Legal authorities shall be contacted. Neb. Rev. Stat. §§ 79-267(1) and 293.

B. Physical Personal Injury to District Employees, Volunteers, and Students. Causing or attempting to cause personal injury to an employee, a school volunteer, or to any student. Personal injury caused by accident, self-defense, or other action undertaken on the reasonable belief that it was necessary to protect some other person shall not constitute a violation of this provision. Neb. Rev. Stat. § 79-267(3) and 283(3).

1. Sanctions on School Grounds.

a. Minimum Sanction. Long-term suspension. There is no mandated minimum

sanction below grade four (4).

- b. Maximum Sanction. ~~Expulsion-~~ For the remainder of the school year if the misconduct occurs during the first semester. If the misconduct occurs during the second semester the expulsion shall remain in effect for summer school and may remain in effect for first semester of the following school year. Neb. Rev. Stat. § 79-283 (3).
- c. Extracurricular Sanction. Suspension from extracurricular activities during the time of suspension or expulsion.
- d. Mandatory Action. Legal authorities shall be contacted. Neb. Rev. Stat. §§79-267(3) and 293.

2. Sanctions off School Grounds.

- a. First Offense. Citation during academic school year or the student admits that he or she has violated subsection II(B).
 - (1) Extracurricular Sanction. ~~Suspension from~~ Curtailment of extracurricular activities for the remainder of the semester or nineteen (19) school days, whichever is more.
- b. Additional Offenses. Prior violations of subsection II(B) on or off school grounds will be included as previous offenses.
 - (1) Extracurricular Sanction. ~~Suspension from~~ Curtailment of extracurricular activities for one (1) year.

C. Use of Threats or Intimidation.

- 1. Use of Threats (Verbal and Written). All threats, including those alleged to be jokes, will always be taken seriously and are subject to the following disciplinary action.
 - a. Level One Threat (Transient). Using a threat as part of a common expression or in a context that the recipient does not feel threatened, frightened, or coerced (e.g., “Oh, I could just kill you for that” or “I will punch you in the nose”).
 - (1) Maximum Sanction. Short-term suspension.
 - (2) Extracurricular Sanction. Suspension from extracurricular activities during the time of suspension.
 - b. Level Two Threat (Serious Substantive). Using an expression or an implied or veiled threat with the intent of threatening, frightening, or coercing another and the recipient feels threatened, frightened, or coerced (e.g., “I will kill you”).
 - (1) Minimum Sanction. Short-term suspension. There is no mandated minimum sanction below grade four (4).
 - (2) Maximum Sanction. Long-term suspension.
 - (3) Extracurricular Sanction. Suspension from extracurricular activities during the time of suspension.
 - (4) Mandatory Action. Legal authorities shall be contacted. Neb. Rev. Stat. §§79-267(1) and 293.
 - c. Level Three Threat (Very Serious Substantive). Threatening to kill or injure another person or threatening to damage property with potential for personal injury, without possessing a weapon or other object that could kill or injure the threatened or intimidated person, and the student describes how it will be done, including any threats that concern dangerous chemical substances, biochemical

attacks, or bioterrorism.

- (1) Minimum Sanction. Long-term suspension. There is no mandated minimum sanction below grade four (4).
- (2) Maximum Sanction. Expulsion.
- (3) Extracurricular Sanction. Suspension from extracurricular activities during the time of suspension or expulsion.
- (4) Mandatory Action. Legal authorities shall be contacted. Neb. Rev. Stat. §§79-267(1) and 293.

d. Threatening with an Object. Threatening with an object which looks like a weapon or an object that could be used to injure someone. To qualify as a look-a-like weapon, the object must closely resemble a real weapon in size, shape, and color even when examined up close.

- (1) Minimum Sanction. Long-term suspension.
- (2) Maximum Sanction. Expulsion.
- (3) Extracurricular Sanction. Suspension from extracurricular activities during the time of suspension or expulsion.
- (4) Mandatory Action. Legal authorities shall be contacted. Neb. Rev. Stat. §§79-267(1) and 293.

2. Bomb or Terroristic Threat (Verbal or Written). Threatening to use any type of explosive or incendiary device generally referred to as a bomb to injure a person(s) or destroy property.

- a. Minimum Sanction. Mandatory expulsion.
- b. Extracurricular Sanction. Suspension from extracurricular activities during the time of expulsion.
- c. Mandatory Action. Legal authorities shall be contacted. Neb. Rev. Stat. §28-1221; Neb. Rev. Stat. §§79-267(1) and 293.

D. Firearms, Explosives, and Weapons.

1. Firearms, Etc. Knowingly possessing, handling, transmitting, using, intimidating with, or threatening with any firearm, explosive, or destructive device. For purposes of this subsection II (D)(1), firearm means any weapon, including a starter gun, which will or is designed to or may readily be converted to expel a projectile by the action of an explosive, or the frame or receiver of any such weapon, or any firearm muffler or firearm silencer, or any destructive device. Such term does not include an antique firearm.

a. Sanctions on School Grounds.

- (1) Minimum Sanction. Mandatory expulsion for one (1) year.
- (2) Extracurricular Sanction. Suspension from extracurricular activities during the time of expulsion.
- (3) Mandatory Action. Legal authorities shall be contacted. Neb. Rev. Stat. §§ 28-1202 to 1204.04, 1215, 1216 and 1220; Neb. Rev. Stat. §§ 79-267 (5) and 293.

b. Sanctions off School Grounds.

- (1) Citation for illegal possession of a weapon during academic school

year or the student admits that he or she has violated subsection II(D).

- (2) Extracurricular Sanction. ~~Suspension from~~ Curtailment of extracurricular activities for one (1) year.

2. Use and Possession of Dangerous Weapons. Using, intimidating with, threatening with, handling, transmitting, possessing on one's person or in one's vehicle any dangerous weapon, including but not limited to any stun gun, paint ball gun, air soft gun, B.B. gun, or pellet gun.

a. Sanctions on School Grounds.

- (1) Minimum Sanction. Twenty (20) day expulsion.
- (2) Maximum Sanction. Expulsion for one (1) year.
- (3) Extracurricular Sanction. Suspension from extracurricular activities during the time of expulsion.
- (4) Mandatory Action. Legal authorities shall be contacted. Neb. Rev. Stat. §§ 28-1202 to 1204.04; Neb. Rev. Stat. §§ 79-267 (5) and 293.

b. Sanctions off School Grounds.

- (1) Citation for illegal possession of a weapon during academic school year or the student admits that he or she has violated subsection II(D).
- (2) Extracurricular Sanction. ~~Suspension from~~ Curtailment of extracurricular activities for one (1) year.

3. Other Dangerous Weapons. Using or threatening with a knife, throwing star, brass knuckles, chemical substances (including, but not limited to, mace, pepper guns, and bleach), and any other object that could be used to injure a person.

a. Sanctions on School Grounds.

- (1) Minimum Sanction. Long term Suspension.
- (2) Maximum Sanction. Expulsion for the remainder of the school year if the misconduct occurs during the first semester. If the misconduct occurs during the second semester the expulsion shall remain in effect for summer school and may remain in effect for first semester of the following school year. Neb. Rev. Stat. §§ 79-283 (3).
- (3) Extracurricular Sanction. Suspension from extracurricular activities during the time of suspension or expulsion.
- (4) Mandatory Action. Legal authorities shall be contacted. Neb. Rev. Stat. §§ 28-1202 to 1204.04; Neb. Rev. Stat. §§ 79-267 (5) and 293.

b. Sanctions off School Grounds.

- (1) Citation during academic school year or the student admits that he or she has violated subsection II(D).
- (2) Extracurricular Sanction. ~~Suspension from~~ Curtailment of extracurricular activities for one (1) year.

4. Possession of Certain Prohibited Objects. Knowingly possessing, handling, or transmitting knives, throwing stars, brass knuckles, or other objects not enumerated above which could cause injury.

a. Minimum Sanction. Short-term suspension.

- b. Maximum Sanction. Expulsion.
 - c. Extracurricular Sanction. Suspension from extracurricular activities during the time of suspension or expulsion.
- 5. Possession of Look-a-Like Weapons. Knowingly possessing a look-a-like weapon. The object must closely resemble a real weapon in size, shape, and color even when examined up close.
 - a. Minimum Sanction. Short-term suspension.
 - b. Maximum Sanction. Long-term suspension.
 - c. Extracurricular Sanction. Suspension from extracurricular activities during the time of suspension.
- 6. Exception for Certain Firearms. Subsection II(D) shall not apply to:
 - a. The issuance of firearms to or possession of firearms by members of the Reserve Officers Training Corps when training;
 - b. Firearms which may lawfully be possessed by the person receiving instruction under the immediate supervision of an adult instructor who may lawfully possess firearms; or
 - c. Firearms and guns which may lawfully be possessed and used off school grounds, not at a school function, activity, or event.
- E. Extortion. Threatening or intimidating any student for the purpose of or with the intent of obtaining money or anything of value from such student.
 - 1. Maximum Sanction. Expulsion.
 - 2. Extracurricular Sanction. Suspension from extracurricular activities during the time of [suspension or](#) expulsion.
 - 3. Mandatory Action. Legal authorities shall be contacted. Neb. Rev. Stat. §§79-267(4) and 293.
- F. Sexual Assault or Attempted Sexual Assault. Any sexual assault or attempt to sexually assault any person. Sexual assault shall mean sexual assault in the first or second degree as defined in Neb. Rev. Stat. §§28-319 and 320 or sexual assault of a child in the first, second or third degree as defined in Neb. Rev. Stat. §§ 28-319.01 and 320.01. Neb. Rev. Stat. §79-267(9).
 - 1. Sanctions on School Grounds.
 - a. Minimum Sanction. Mandatory expulsion for one (1) year and possible reassignment upon return.
 - b. Extracurricular Sanction. Suspension from extracurricular activities during the time of expulsion.
 - c. Mandatory Action. Legal authorities shall be contacted. Neb. Rev. Stat. §§79-267(9) and 293.
 - 2. Sanctions off School Grounds.
 - a. Minimum Sanction. ~~Suspension from~~ [Curtailment of](#) extracurricular activities for one (1) year.
 - b. Maximum Sanction. Expulsion for one (1) year. A complaint must have been filed by a prosecutor in a court of competent jurisdiction alleging that the student has sexually assaulted or attempted to sexually assault any person off

school grounds not at a school function, activity, or event, and the student's presence at school has a direct and immediate effect on maintaining discipline, order, or safety in the school. Sexual assault shall mean sexual assault in the first degree as defined in Neb. Rev. Stat. §§28-319, sexual assault in the second degree as defined in Neb. Rev. Stat. §28-320, sexual assault of a child in the second or third degree as defined in Neb. Rev. Stat. §28-320.01, or sexual assault of a child in the first degree as defined in Neb. Rev. Stat. §28-319.01, as such statutes now provide or may hereafter be amended. Neb. Rev. Stat. §79-267(9).

- c. Extracurricular Sanction. Suspension from extracurricular activities during the time of expulsion.

G. Sexual Contact. The intentional touching of another person's sexual or intimate parts or the intentional touching of another person's clothing covering the immediate area of the other person's sexual or intimate parts, without the consent of the other person. Sexual contact also includes the non-consensual touching by the other person of the actor's sexual or intimate parts or the clothing covering the immediate area of the actor's sexual or intimate parts when such touching is intentionally caused by the actor. The sexual contact must be such that it can be reasonably construed as being for the purpose of sexual arousal or gratification of either party. Neb. Rev. Stat. §§28-318(5) and 320.

1. Sanctions on School Grounds.

- a. Minimum Sanction. Short-term suspension.
- b. Maximum Sanction. Expulsion.
- c. Extracurricular Sanction. Suspension from extracurricular activities during the time of suspension or expulsion.
- d. Mandatory Action. Legal authorities must be contacted upon the request of the offended party. Neb. Rev. Stat. §79-293.

2. Sanctions off School Grounds.

- a. Citation during academic school year or the student admits that he or she has violated subsection II(G).
- b. Extracurricular Sanction. ~~Suspension from~~ Curtailment of extracurricular activities for one (1) year.

H. Sexual Harassment. Unwanted or unwelcome activity of a sexual nature which materially interferes with or substantially disrupts the educational process. This may include, but is not limited to, unwanted touching, pinching, patting, verbal comments of a sexual nature, sexual name-calling, pressure to engage in sexual activity, repeated propositions, written messages, notes, cartoons or graffiti of a sexual nature, and unwanted body contact.

1. Maximum Sanction. Expulsion.

2. Extracurricular Sanction. Suspension from extracurricular activities during the time of suspension or expulsion.

I. Harassment. Any intentionally hurtful, demeaning, or disparaging acts, words, symbolic representations, or behavior used by a student or students against another student, ~~or students or~~ staff member(s) that is disruptive of the educational process. This includes, but is not limited to, verbal, physical, visual, or graphic actions such as name-calling, taunting, mocking, slandering, humiliating, defaming, teasing, pestering; and making derogatory remarks, demeaning jokes, disparaging drawings or notes.

1. Maximum Sanction. Expulsion.

2. Extracurricular Sanction. Suspension from extracurricular activities during the time of suspension or expulsion.
- J. Bullying. Any ongoing intentionally hostile or offensive verbal, written, graphic, demonstrative, electronic, or physical act used by a student or student(s) against another student or student(s) that has the purpose of exerting domination over another student through the act of intimidating, frightening, oppressing, retaliating, or adversely controlling the student, and that is disruptive of the educational process or any ongoing pattern of physical, verbal, written, graphic, demonstrative or electronic abuse, on ~~school grounds~~ District property, in a vehicle owned, leased, or contracted by a school being used for a school purpose by a school employee or his or her designee, or at a school-sponsored activities or school-sponsored athletic events, or any other place where the governing law permits the District to discipline students for prohibited conduct. This may include, but is not limited to, verbal, graphic, written or electronic activities such as name-calling, taunting, blackmailing, inciting to fight, terrorizing, threatening, or physical or demonstrative activities such as poking, blocking or impeding, following, hair pulling, mock hitting motions, intentionally bumping, tripping, and damaging clothing.
1. Maximum Sanction. Expulsion.
 2. Extracurricular Sanction. Suspension from extracurricular activities during the time of suspension or expulsion.
- K. Hazing. Any activity by which a person intentionally or recklessly endangers the physical or mental health or safety of an individual for the purpose of initiation into, admission into, affiliation with, or continued membership with or participation in any group or activity. Such hazing activity shall include, but shall not be limited to the following: whipping; beating; branding; forced and prolonged calisthenics; prolonged exposure to the elements; forced consumption of any food, liquor, beverage, drug, or harmful substance not generally intended for human consumption; prolonged sleep deprivation; harassing by exacting unnecessary or disagreeable work, banter, ridicule, or criticism; or any brutal treatment or the performance of any unlawful act which endangers the physical or mental health or safety of any person. Consent to the hazing by the student(s) shall not be a defense to hazing.
1. Maximum Sanction. Expulsion.
 2. Extracurricular Sanction. Suspension from extracurricular activities during the time of suspension or expulsion.
- III. Violations Against Public Health and Safety.
- A. Possession of Alcohol or other Drugs. Possession or use of an illegal narcotic drug, controlled substance, mood-altering or behavior-affecting substance, or look-a-like substance, or possession or use of a prescribed medication by a student for whom the prescribed medication was not prescribed, or possession or use of drug paraphernalia. Possession or use of alcohol or an alcohol-containing beverage or liquor capable of human consumption.
1. Sanctions on School Grounds.
 - a. First Offense. Suspension for nineteen (19) school days. Parents, at their own expense, may choose to participate in a District-approved suspension reduction program. Successful completion of this program may reduce the suspension and curtailment of extracurricular activities by a maximum of nine (9) school days (results in a total of ten (10) days out of school).
 - b. Additional Offenses. Mandatory expulsion. Prior violations of subsections III(A), (B), (C), (D), or (F) will be included as previous offenses.
 - c. Extracurricular Sanction. Suspension from extracurricular activities during the time of suspension or expulsion.
 - d. Mandatory Action. Legal authorities shall be contacted. Neb. Rev. Stat. §§79-267(6) and 293.

2. Sanctions off School Grounds.

- a. Citation during academic school year or the student admits that he or she has violated subsection III(A).

(1) First Offense. Curtailment of extracurricular activities for nineteen (19) school days. Parents, at their own expense, may choose to participate in a District-approved suspension reduction program. Successful completion of this program may reduce the curtailment of extracurricular activities by a maximum of nine (9) school days (results in a total of ten (10) school days curtailment of extracurricular activities).

(i) ~~Extracurricular Sanction.~~ ~~Suspension from extracurricular activities for nineteen (19) school days.~~ Students who self-report to a building administrator or coach or extracurricular activity sponsor, that he or she has violated subsection III(A), by self reporting their violation the morning of the next school day following the violation, or if the next day following the violation is not a school day but extracurricular practices, activities, or games are being held and the student self reports to a building administrator or coach or sponsor before the extracurricular practices, activities, or games commence, then the curtailment of extracurricular activities will be reduced to seventeen (17) days with the possibility of reduction to eight (8) days upon the completion of the District-approved suspension reduction program.

(2) Additional Offenses. Prior violations of subsections III(A), (B), (C), (D), or (F) on or off school grounds will be included as previous offenses.

(i) Extracurricular Sanction. ~~Suspension from~~ Curtailment of extracurricular activities for one (1) year.

- B. Distribution of Alcohol or other Drugs. Distribution or attempted distribution to or receipt or attempted receipt from, any other person, of any illegal narcotic drug, controlled substance, look-a-like substance, mood-altering or behavior affecting substance, or alcohol.

1. Sanctions on School Grounds.

- a. Minimum Sanction. Mandatory expulsion.
- b. Extracurricular Sanction. Suspension from extracurricular activities during the time of expulsion.
- c. Mandatory Action. Legal authorities shall be contacted. Neb. Rev. Stat. §§79-267(6) and 293.

2. Sanctions off School Grounds.

- a. Citation during academic school year or the student admits that he or she has violated subsection III(B).
- b. Extracurricular Sanction. ~~Suspension from~~ Curtailment of extracurricular activities for one (1) year.

- C. Possession, Use and Transportation of Medications. The possession, use, and transportation of prescribed and non-prescribed medications shall be in accordance with the following rules.

1. Possession of Medications (Preschool and Elementary Levels). Possession of prescribed or non-prescribed medications, or possession of prescribed or non-prescribed

medications on school grounds during transportation to and from school, is prohibited. Elementary school students may possess and use [glucose tablets and inhalers](#), ~~as well as glucose tablets~~, according to the provisions of Rule 5600.2.

- a. First Offense. Short-term suspension.
 - (1) Extracurricular Sanction. Suspension from extracurricular activities during the time of suspension.

- b. Additional Offenses.

- (1) Maximum Sanction. Expulsion. Prior violations of subsections III(A), (B), (C), (D), or (F) will be included as previous offenses.
- (2) Extracurricular Sanction. Suspension from extracurricular activities during the time of suspension or expulsion.

- 2. Possession of Medications (Middle School Level). Possession of prescribed or non-prescribed medications, or possession of prescribed medications on school grounds during transportation to and from school, is prohibited. Middle school students may transport non-prescribed medications to and from school but must turn it into the nurse upon arrival at school. Middle school students may possess and use [glucose tablets and inhalers](#), ~~as well as glucose tablets~~, according to the provisions of Rule 5600.2.

- a. First Offense.
 - (1) Minimum Sanction. Short-term suspension.
 - (2) Maximum Sanction. ~~Long-term suspension.~~ [Suspension for nineteen \(19\) school days.](#) Parents, at their own expense, may choose to participate in a District-approved suspension reduction program. Successful completion of this program may reduce the suspension and curtailment of extracurricular activities by a maximum of nine (9) school days (results in a total of ten (10) school days curtailment of extracurricular activities).
 - (3) Extracurricular Sanction. Suspension from extracurricular activities during the time of suspension.

- b. Additional Offenses.

- (1) Maximum Sanction. Expulsion. Prior violations of subsections III(A), (B), (C), (D), or (F) will be included as previous offenses.
- (2) Extracurricular Sanction. Suspension from extracurricular activities during the time of suspension or expulsion.

- 3. Possession of Medications (High School Level). Possession of prescribed medications is prohibited. High school students may possess non-prescribed medications, but they may not possess prescribed medications except in transport to and from school. Prescribed medications must be turned into the nurse upon arrival at school. High school students may possess and use glucose tablets and inhalers according to the provisions of Rule 5600.2.

- a. First Offense.
 - (1) Maximum Sanction. ~~Long-term suspension.~~ [Suspension for nineteen \(19\) school days.](#) Parents, at their own expense, may choose to participate in a District-approved suspension reduction program. Successful completion of this program may reduce the suspension and curtailment of extracurricular activities by a maximum of nine (9) school days (results in a total of ten (10) school days curtailment of

extracurricular activities).

- (2) Extracurricular Sanction. Suspension from extracurricular activities during the time of suspension.

b. Additional Offenses.

- (1) Maximum Sanction. Expulsion. Prior violations of subsections III(A), (B), (C), (D), or (F) will be included as previous offenses.
- (2) Extracurricular Sanction. Suspension from extracurricular activities during the time of suspension or expulsion.

D. Distribution of Prescribed Medications. Distribution or attempted distribution to or receipt or attempted receipt from any other person, of any prescribed medication.

1. Minimum Sanction. Long-term suspension.
2. Maximum Sanction. Expulsion.
3. Additional Offenses.
 - a. Minimum Sanction. Expulsion.
4. Extracurricular Sanction. Suspension from extracurricular activities during the time of suspension or expulsion.
5. Mandatory Action. Legal authorities shall be contacted. Neb. Rev. Stat. §§79-267(6) and 293.

E. Distribution of Non-Prescribed Medications. Distribution or attempted distribution to or receipt or attempted receipt from any other person, of any non-prescribed medication.

1. First Offense. Short-term suspension.
2. Additional Offenses.
 - a. Minimum Sanction. Long-term suspension.
 - b. Maximum Sanction. Expulsion.
3. Extracurricular Sanction. Suspension from extracurricular activities during the time of suspension or expulsion.

F. Under the Influence of Alcohol or Other Drugs. Being intoxicated or under the influence of any illegal narcotic drug, controlled substance, prescribed medication by a student for whom the prescribed medication was not prescribed, mood-altering or behavior-affecting substance, or alcohol.

1. Sanctions on School Grounds.
 - a. First Offense. Suspension for nineteen (19) school days. Parents, at their own expense, may choose to participate in a District-approved suspension reduction program. Successful completion of this program may reduce the suspension and curtailment of extracurricular activities by a maximum of nine (9) school days (results in a total of ten (10) days out of school).
 - b. Additional Offenses. Mandatory expulsion. Prior violations of subsections III(A), (B), (C), (D), or (F) will be included as previous offenses.
 - c. Extracurricular Sanction. Suspension from extracurricular activities during the time of suspension or expulsion.

- d. Mandatory Action. Legal authorities shall be contacted. Neb. Rev. Stat. §§79-267(6) and 293.
2. Sanctions off School Grounds.
 - a. Citation during academic school year or the student admits that he or she has violated subsection III(F).
 - (1) First Offense. Curtailment of extracurricular activities for nineteen (19) school days. Parents, at their own expense, may choose to participate in a District-approved suspension reduction program. Successful completion of this program may reduce the curtailment of extracurricular activities by a maximum of nine (9) school days (results in a total of ten (10) school days curtailment of extracurricular activities).
 - (a) ~~Extracurricular Sanction. Curtailment of extracurricular activities for nineteen (19) school days.~~ Students who self-report to a building administrator or coach or extracurricular activity sponsor, that he or she has violated subsection III(A), by self reporting their violation the morning of the next school day following the violation, or if the next day following the violation is not a school day but extracurricular practices, activities, or games are being held and the student self reports to a building administrator or coach or sponsor before the extracurricular practices, activities, or games commence, then the curtailment of extracurricular activities will be reduced to seventeen (17) days with the possibility of reduction to eight (8) days upon the completion of the District-approved suspension reduction program.
 - (2) Additional Offenses. Prior violations of subsections III(A), (B), (C), (D), or (F) on or off school grounds will be included as previous offenses.
 - (a) Extracurricular Sanction. ~~Suspension from~~ Curtailment of extracurricular activities for one (1) year.
- G. Exposure to Bodily Fluids. Intentionally spitting, throwing, wiping, or otherwise dispersing bodily fluids on or to another student or staff member for the purpose of infecting, inciting, demeaning, or intimidating that person.
 1. Minimum Sanction. Short-term suspension.
 2. Maximum Sanction. Long-term suspension.
 3. Extracurricular Sanction. Suspension from extracurricular activities during the time of suspension.
- H. Tobacco and E-Cigarette Products. Possession or use of tobacco products or e-cigarette type products.
 1. Maximum Sanction. Long-term suspension.
 2. Extracurricular Sanction. Suspension from extracurricular activities during the time of suspension.
- I. Possession or Use of Fireworks. Possession or use of fireworks of any description.
 1. Maximum Sanction. Expulsion.
 2. Extracurricular Sanction. Suspension from extracurricular activities during the time of

suspension or expulsion.

IV. Violations against Public Decency and Good Morals.

- A. Public Indecency. Behavior resulting in public indecency (see definition). This subsection shall apply only to students above grade five (5). Neb. Rev. Stat. §79-267(7).
 1. Maximum Sanction. Expulsion.
 2. Extracurricular Sanction. Suspension from extracurricular activities during the time of suspension or expulsion.
- B. Profanity and Obscenity. Written or oral language that is reasonably offensive or repulsive to the person hearing or receiving the same and which is disruptive of the educational process.
 1. Maximum Sanction. Expulsion.
 2. Extracurricular Sanction. Suspension from extracurricular activities during the time of suspension or expulsion.
- C. Disparaging Language/Symbolism. Disparaging or demeaning language or symbolic actions of any kind including, but not limited to gestures or language that is intended to disparage, demean, or subject another student or staff member to ridicule.
 1. Maximum Sanction. Expulsion.
 2. Extracurricular Sanction. Suspension from extracurricular activities during the time of suspension or expulsion.
- D. Secret Organizations/Gangs. Participation or membership in any secret fraternity, sorority, club, association, or organization is prohibited. The wearing of any ring, pin, or insignia of such a secret organization is also prohibited. Organizations or gangs, which initiate, advocate, or promote violence, drug or alcohol use, sex, criminal activity, or activities which disrupt the school environment or threaten the safety or wellbeing of persons or property, and which identify themselves through the use of a name, geographic territory, unique appearance, or language, are a substantial disruption to and material interference with the educational environment, and are prohibited. The use of hand signals, graffiti, or the presence of any apparel, jewelry, accessory, or manner of grooming which, by virtue of its color, arrangement, trademark, symbol, or other attributes indicates or implies membership in or affiliation with such a group, constitutes a substantial disruption to and material interference with the educational environment, and are prohibited.
 1. Maximum Sanction. Expulsion.
 2. Extracurricular Sanction. Suspension from extracurricular activities during the time of suspension or expulsion.

V. Violations against Property.

- A. Damage to Property. Willfully causing or attempting to cause substantial damage or participating in behavior that results in negligent damage to property, or repeated damage to property. This shall include school property lent to the student which the student damages. As to any such damaged property, the student's parent(s) or guardian(s) shall be liable for the damage to the school property. Neb. Rev. Stat. §79-267(2).
 1. Maximum Sanction. Expulsion.
 2. Extracurricular Sanction. Suspension from extracurricular activities during the time of suspension or expulsion.
 3. Mandatory Action. Legal authorities shall be contacted when the value of the property is five hundred dollars (\$500.00) or more. Neb. Rev. Stat. §28-519; Neb. Rev. Stat. §§79-267(2) and 293.

- B. Theft/Larceny. Stealing or attempting to steal property, or repeated theft of property. This will include school property lent to a student that is not returned upon demand by an authorized staff member and for which there is no reasonable justification for the failure to return the property. Neb. Rev. Stat. §79-267(2).
1. Maximum Sanction. Expulsion.
 2. Extracurricular Sanction. Suspension from extracurricular activities during the time of suspension or expulsion.
 3. Mandatory Action. Legal authorities shall be contacted when the value of the property ~~involved~~ is five hundred dollars (\$500.00) or more. Neb. Rev. Stat. §§28-511 and 518; Neb. Rev. Stat. §§79-267(2) and 293.
 4. Sanctions off School Grounds. Committing burglary or theft which constitutes a felony provided the student has received a citation by a law enforcement officer which involves the offense subject to this subsection or the student admits that he or she has violated subsection V(B).
 - a. Extracurricular Sanction. ~~Suspension from~~ Curtailment of extracurricular activities for one (1) year.
- C. Arson or False Fire Alarm. Intentionally starting a fire. Use of any fire causing agents to start or attempt to start a fire. Purposely or knowingly causing a false fire alarm. Neb. Rev. Stat. §§28-502 to 504 and 907; Neb. Rev. Stat. §79-267(10).
1. Minimum Sanction. Short-term suspension. ~~There is no mandated minimum sanction below grade six (6).~~
 2. Maximum Sanction. Expulsion.
 3. Extracurricular Sanction. Suspension from extracurricular activities during the time of suspension or expulsion.
 4. Mandatory Action. Legal authorities shall be contacted if it is believed the arson was criminal. Neb. Rev. Stat. §§28-502 to 504 and 907; Neb. Rev. Stat. §§79-267(10) and 293.
- D. False Alarm or Report. Purposely making a false alarm or false report, or purposely furnishing false information or making a communication or statement, whether verbal, written or electronic, concerning the existence of any bomb, explosive device, weapon, firearm, dangerous chemical substance, or biochemical or terroristic device, or concerning an intent or attempt to be made to kill, injure, or intimidate any individual or to use, possess, or bring on to District property or to any District activity or event any bomb, explosive device, weapon, firearm, dangerous chemical substance, or biochemical or terroristic device, or concerning the need for medical, police, or emergency services or procedures. Neb. Rev. Stat. §§28-907 and 1221; Neb. Rev. Stat. §79-267(10).
1. Minimum Sanction. Short-term suspension.
 2. Maximum Sanction. Expulsion.
 3. Extracurricular Sanction. Suspension from extracurricular activities during the time of suspension or expulsion.
 4. Mandatory Action. Legal authorities shall be contacted. Neb. Rev. Stat. §§28-907 and 1221; Neb. Rev. Stat. §§79-267(10) and 293.
- E. Computers. Direct or indirect use of District computers, computer networks, or computer systems, which involves offensive, personal, commercial, and/or religious messages, or any unauthorized access or use of a District computer, computer network, or computer system which violates District policy or state or federal law. Neb. Rev. Stat. §§28-1341 to 1348; Neb. Rev. Stat. §79-

267(10).

1. Maximum Sanction. Expulsion.
2. Extracurricular Sanction. Suspension from extracurricular activities during the time of suspension or expulsion.
3. Mandatory Action. Legal authorities shall be contacted if the action constitutes a felony. Neb. Rev. Stat. §§28-1341 to 1348; Neb. Rev. Stat. §§79-267(10) and 293.

VI. Violations against School Administration.

- A. Tardy/Tuancy. Unauthorized absence from school. Neb. Rev. Stat. §§79-201 and 209.
 1. Maximum Sanction. Short-term suspension.
 2. Extracurricular Sanction. Suspension from extracurricular activities during the time of suspension.
- B. Gambling. Playing any game of chance for money or other stakes. Neb. Rev. Stat. §79-267(10).
 1. Maximum Sanction. Expulsion.
 2. Extracurricular Sanction. Suspension from extracurricular activities during the time of suspension or expulsion.
- C. Dishonesty. Dishonesty that interferes with the educational process.
 1. Maximum Sanction. Expulsion.
 2. Extracurricular Sanction. Suspension from extracurricular activities during the time of suspension or expulsion.
- D. Dress Code Violation. Failure to comply with established building dress code.
 1. Maximum Sanction. Long-term suspension.
 2. Extracurricular Sanction. Suspension from extracurricular activities during the time of suspension.
- E. Failure to Report. Failure to comply with assigned discipline consequence.
 1. Maximum Sanction. Long-term suspension.
 2. Extracurricular Sanction. Suspension from extracurricular activities during the time of suspension.
- F. Failure to Comply. Failure to follow established building rules, and procedures.
 1. Maximum Sanction. Long-term suspension.
 2. Extracurricular Sanction. Suspension from extracurricular activities during the time of suspension.
- G. Open Campus/Unauthorized Area Violation. Violating established open campus rules and/or being in an unauthorized location without permission.
 1. Maximum Sanction. Long-term suspension.
 2. Extracurricular Sanction. Suspension from extracurricular activities during the time of suspension.
- H. Cheating or Plagiarism. Cheating on examinations including but not limited to ELO examinations. Plagiarism on projects including but not limited to reports, research papers, and portfolios.

1. Maximum Sanction. Long-term suspension.
 2. Extracurricular Sanction. Suspension from extracurricular activities during the time of suspension.
- I. Insubordination. Disrespect for, defying authority of, or refusing to obey requests or directions of teachers, school officials or school employees.
1. Maximum Sanction. Expulsion.
 2. Extracurricular Sanction. Suspension from extracurricular activities during the time of suspension or expulsion.
- J. Disruptive Behavior. Behavior or possession of any item that materially interferes with or substantially disrupts class work, school activities, or the educational process.
1. Maximum Sanction. Expulsion.
 2. Extracurricular Sanction. Suspension from extracurricular activities during the time of suspension or expulsion.
- K. Nuisance Items. Any item in a student's possession that is sufficiently annoying, offensive, unpleasant, or obnoxious that it substantially interferes with or materially interrupts the educational process. These items may include, but are not limited to all electronic devices.
1. Maximum Sanction. Expulsion.
 2. Extracurricular Sanction. Suspension from extracurricular activities during the time of suspension or expulsion.
- L. Unlawful Activity. Engaging in any unlawful activity not specifically covered herein, which constitutes a danger to other students or school personnel, or interferes with school purposes or the educational process. Neb. Rev. Stat. §79-267(10).
1. Maximum Sanction. Expulsion.
 2. Extracurricular Sanction. Suspension from extracurricular activities during the time of suspension or expulsion.
- M. False Complaints. False accusations or complaints against another student or staff member.
1. Maximum Sanction. Long-term suspension.
 2. Extracurricular Sanction. Suspension from extracurricular activities during the time of suspension.
- ~~N. Noncompliance with Code Yellow or Code Red. Intentionally leaving an assigned area already in containment during a Code Yellow or Code Red alert unless specifically given permission to do so by the supervisor of the assigned area.~~
- ~~1. Minimum Sanction. Long-term suspension.~~
 - ~~2. Maximum Sanction. Expulsion.~~
 - ~~3. Extracurricular Sanction. Suspension from extracurricular activities during the time of suspension or expulsion.~~
- O. Student Identification. Failure of a high school student to present the school approved student identification card upon the request of a District staff member while on ~~school grounds~~ District property, in a vehicle owned, leased, or contracted by a school being used for a school purpose or in a vehicle being driven for a school purpose by a school employee or by his or her designee, or at a school-sponsored activity or athletic event, or any other place where the governing law permits the District to discipline students for prohibited conduct.

1. Maximum Sanction. Short-term suspension.
2. Extracurricular Sanction. Suspension from extracurricular activities during the time of suspension.

VII. Repeated Offenses or Series of Prohibited Conduct.

- A. Two (2) or more violations of prohibited conduct or violation of two (2) or more of the acts prohibited herein within the current building level, which constitute a substantial interference with school purposes. Neb. Rev. Stat. §79-267(11).
 1. Sanction. Unless otherwise provided herein, prohibited conduct otherwise subject to short-term suspension shall be subject to long-term suspension; conduct otherwise subject to long-term suspension shall be subject to expulsion; prohibited conduct initially subject to expulsion shall be again subject to expulsion.

VIII. Curtailment of Extracurricular Activities.

- A. General Statement. When reasonably necessary to aid the student, further school purposes, or prevent interference with the educational process, the District shall curtail a student's participation in District extracurricular activities. Students shall not be permitted to be on District property or participate in or attend District-sponsored extracurricular activities during the time period that the student is excluded from school for disciplinary reasons. In addition, students may be curtailed from extracurricular activities for misconduct taking place off school grounds and not at a school function, activity, or event. Curtailment may also occur outside the academic school year if the misconduct takes place during a school sponsored activity pursuant to the provisions of this section.
- B. Period of Ineligibility for Conduct on School Grounds.
 1. Period of Ineligibility. During any time period that a student is excluded from school due to short-term suspension, long-term suspension, expulsion, or emergency exclusion for conduct occurring on ~~school grounds~~ District property, in a vehicle owned, leased, or contracted by a school being used for a school purpose or in a vehicle being driven for a school purpose by a school employee or by his or her designee, or at a school-sponsored activity or athletic event, or any other place where the governing law permits the District to discipline students for prohibited conduct, the student so excluded shall also be ineligible for participation in extracurricular activities for the entire period of exclusion, and will also be prohibited from being on District property or attending any District-sponsored extracurricular events during the period of exclusion from school.
- C. Period of Ineligibility for Conduct off School Grounds.
 1. Period of Ineligibility. The prohibited conduct contained in Sections II (B), (D), (F), and (G), III (A), (B), and (F), and V (B) of this Rule, shall subject the student to the periods of ineligibility for extracurricular activities therein provided for conduct occurring off school grounds and not at a school event during the academic school year.
- D. District Events During Ineligibility Period. Students who are ineligible for participation in extracurricular activities will also be prohibited from attending any District-sponsored extracurricular events during the ineligibility period.
- E. Effective Following Semester if Necessary. The ineligibility period shall remain in effect during the following semester (including the following school year) if there are insufficient school days in the semester to complete the ineligibility period.
- F. Extracurricular Commutation. Penalties assigned under this Section may be reduced by the Superintendent or Superintendent's designee upon the successful completion of counseling, community service, or other alternatives to curtailment set by the District. The District shall have the sole discretion in determining whether the student is eligible for commutation, and what form the counseling, community service, or other alternatives to curtailment must be successfully completed before commutation may take place. Any costs associated with counseling, community

service, or other alternatives to curtailment shall be borne by the student or the student's parent(s) or guardian(s).

- G. Effective Date. The effective date of the curtailment of extracurricular activities shall be the date that the principal or principal's designee provides the student with the oral or written notice of the charges, except the principal shall not issue a letter of curtailment until there is a student admission, court decision or citation.

VIII. DEFINITIONS.

- A. "Academic school year" shall mean the time students are in school during the dates and times set by the school calendar and adopted by the Board, ~~to include~~ ing summer school.
- B. "Alcoholic beverage" shall mean any substance subject to the jurisdiction of the Nebraska Liquor Commission.
- C. "Citation" shall mean a ~~summons to appear in court issued by a law enforcement officer.~~ a written complaint, writ, summons, requirement to appear, ticket, uniform citation form, decree, notice, warrant, indictment, information, or other legal process issued by a law enforcement officer or prosecuting authority, which charges the student with committing an offense against the law, whether given directly to the student or the student's parent or guardian, or forwarded to a federal, state, county, or municipal attorney, prosecutor, or prosecuting authority.
- D. "Controlled substance" shall mean opiates, opium derivatives, depressants, stimulants, and the substances and derivatives as defined by Neb. Rev. Stat. §28-401(4) including, but not limited to, "uppers", "downers", barbiturates, amphetamines, LSD, heroin, hashish, hallucinogenic substances, ~~or~~ cocaine, and substances; such as glue, to the extent any such substance is used for the purpose of mood or behavior alteration by a student, and any other substance which alters the mood or behavior and which is not taken for medical purposes (e.g., steroids).
- E. "Current building level" shall mean the current education level in which the student is enrolled (i.e., grades 9-12 are the high school building level, grades 6-8 are the middle school building level, and grades K-5 are the elementary school building level).
- F. "Curtailment of extracurricular activities" shall mean that the student is ineligible for participation in or attending any extracurricular activities. During any time that a student is excluded from school for conduct occurring while within school jurisdiction, the student is ineligible for participation in or attending any extracurricular activities.
- G. "Destructive device" shall mean (1) any explosive, incendiary, chemical or biological poison, or poison gas-bomb, grenade, rocket having a propellant charge of more than four (4) ounces, missile having an explosive or incendiary charge of more than one-quarter ounce, mine, booby trap, Molotov cocktail, bottle or pipe bomb, vessel or container intentionally caused to rupture or mechanically explode or device similar to any of the devices described in the proceeding clauses; (2) any type of weapon (other than a shotgun shell which is generally recognized as particularly suitable for sporting purposes) by whatever name known which will, or which may be readily converted to expel a projectile by the action of an explosive or other propellant, and which has any barrel with a bore of more than one-half inch in diameter; and (3) any combination of parts either designed or intended for use in converting any device into any destructive device or from which a destructive device may be readily assembled.
- H. "Distribution or attempted distribution to or receipt or attempted receipt from, any other person" shall mean all actions, activities, and communications, whether verbal, written, or electronic, involved with the transfer or attempt to transfer, or the receipt or attempt to receive any illegal narcotic drug, controlled substance, look-a-like substance, mood-altering or behavior affecting substance, alcohol, prescribed medications, or non-prescribed medications. These terms shall be broadly construed and interpreted to include, but not be limited to, any and all actions, activities, and communications concerning the sale, transfer, trading, offering, gifting, receiving, purchasing, soliciting, and/or acceptance of the aforesaid substances, whether or not a transfer is actually made, and whether or not the student comes into actual possession thereof.

- I. “Drug paraphernalia” shall mean all equipment, products, materials, and items which are used, intended for use, altered for use, or designed for use, in manufacturing, injecting, ingesting, inhaling, vaporizing, or otherwise introducing into the human body any controlled substance.
- J. “Exclusion” shall mean that time period a student is excluded from school during short-term suspension, long-term suspension, emergency exclusion, or expulsion. It may also mean that [time](#) period that the student is mandatorily reassigned.
- K. “Expulsion” shall mean exclusion from all schools in the District (except the location designated for alternative education).
- L. “Extracurricular activities” shall mean all athletic teams, activities, groups, clubs, homecomings, proms, dances, graduation ceremonies, and all other organizations or events sponsored by or associated with the District which are not part of the District curriculum.
- M. “Firearms” shall mean (1) any weapon (including a starter gun) which will or is designed to or may readily be converted to expel a projectile by the action of an explosive; (2) the frame or receiver of any such weapon; (3) any firearm muffler or firearm silencer; or (4) any destructive device. Such term does not include an antique firearm.
- N. “Illegal narcotic drug” shall mean the illegal substances as defined by Neb. Rev. Stat. §28-401(15).
- O. “Ineligibility period” shall mean that period of time that a District student is prohibited from participating in and/or attending any District extracurricular activities.
- P. “Injury” shall mean damage to a person that results in a specific wound or wounds that requires first aid treatment or a physician’s care.
- Q. “Long-term suspension” shall mean exclusion from all schools in the District for more than five (5) school days but less than twenty (20) school days. If there are insufficient school days in the first semester to complete the suspension period, the suspension period will be carried over to the second semester.
- R. “Look-a-like substance” (also known as imitation controlled substance) shall mean any substance which is not a controlled substance, but which by its appearance (including, but not limited to, color, shape, size, markings, or packaging) or by representations made, induce or are intended to induce, persons to believe that the substance is a controlled substance. “Look-a-like substance” shall include any beverage containing alcohol or a beverage that is represented to contain alcohol.
- S. “Medication” shall be broadly defined and shall mean all prescribed medications, over the counter and other non-prescribed medications, and all chemical substances, compounds, homeopathic substances, herbs, vitamins, and/or devices, which purport to aid in a person’s health or well-being or are intended for use in the diagnoses, cure, mitigation, treatment, or prevention of diseases, or are intended to affect the structure or any function of the body; and any device, instrument, apparatus, implement, machine, contrivance, implant, or other similar or related article, including any component part or accessory, which is prescribed by a physician, physician assistant, or advanced practice registered nurse, and dispensed by a pharmacist or other person authorized by law.
- T. “Non-prescribed medication” shall mean all medications which are available without a prescription or order from a person who is licensed under the laws of Nebraska to prescribe medications.
- U. “On school grounds” shall mean on District property, in a vehicle owned, leased, or contracted by the District being used for a school purpose or in a vehicle being driven for a school purpose by a school employee or his or her designee, or at a school-sponsored activity or athletic event, or any other place where the governing law permits the District to discipline students for prohibited conduct.
- V. “One year” shall mean the three hundred sixty-five (365) days that follow the acts at issue.
- W. “Possession of a substance” shall mean situations where a student has on his person, within his personal property, within his vehicle, within school property assigned to him or under his control, a substance prohibited under this Rule, while on school property or at a school sponsored or school-related activity or event. Small or trace amounts of a prohibited substance constitute possession of a

substance, and positive results from alcohol or other drug screening and testing technology are evidence of the possession of prohibited substances.

- X. "Prescribed medication" shall mean all medications which are available only with a prescription or order from a person who is licensed under the laws of Nebraska to prescribe medications.
- Y. "Prior violations" shall mean violations of the cited subsections, which occurred while the student is in the current building level. Student conduct violations which occurred in another school district at the current building level shall be included as prior violations. For suspension, expulsion, or reassignment purposes, prior violations shall only include previous student conduct violations which occurred on school grounds. For curtailment of extracurricular activities purposes, prior violations shall include previous student conduct violations which occurred on or off school grounds.
- Z. "Public indecency" shall mean performing, procuring, or assisting any other person to perform, in a public place and where the conduct may reasonably be expected to be publicly viewed: (1) An act of sexual penetration; (2) An exposure of the genitals, female breasts or buttocks of the body done with intent to affront or alarm any person; or (3) A lewd fondling or caressing of the body of another person of the same or opposite sex.
- AA. "Reasonable information that the student has committed a prohibited act" shall mean such amount of information from which a reasonable school administrator who is not acting based on improper motives such as discrimination, retaliation, revenge, or retribution, could reasonably conclude that the student engaged in the prohibited acts in question. Such amount of information shall not be evidence beyond all reasonable doubt, or clear and convincing evidence, or even a preponderance of the evidence.
- BB. "School day" shall mean any day that school is in session and students are attending academic courses. It does not include days that practices for extracurricular activities are held during the summer, or weekends and vacations that occur during the academic school year.
- CC. "School jurisdiction" shall mean on District property, in a vehicle owned, leased, or contracted by the District being used for a school purpose or in a vehicle being driven for a school purpose by a school employee or his or her designee, or at a school-sponsored activity or athletic event, or any other place where the governing law permits the District to discipline students for prohibited conduct.
- DD. "Semester" shall mean the equivalent of one half of the required student instructional days.
- EE. "Sexual assault" shall mean sexual assault in the first degree as defined in Neb. Rev. Stat. §28-319, sexual assault in the second degree as defined in Neb. Rev. Stat. §28-320, sexual assault of a child in the second or third degree as defined in Neb. Rev. Stat. §28-320.01, or sexual assault of a child in the first degree as defined in Neb. Rev. Stat. §28-319.01, as such statutes now provide or may hereafter be amended.
- FF. "Sexual or intimate parts" shall mean the genital area, groin, inner thighs, buttocks or breasts.
- GG. "Short-term suspension" shall mean exclusion from all schools in the District not to exceed five (5) school days. If there are insufficient school days in the first semester to complete the suspension period, the suspension period will be carried over to the second semester.
- HH. "Under the influence" shall mean the manifestation of physical and physiological symptoms or reactions caused by the use of any illegal narcotic drug, controlled substance, mood-altering or behavior-affecting substance, prescribed medication by a student for whom the prescribed medication was not prescribed, or alcohol. Factors which may be taken into consideration are: the odor of a prohibited substance on the student's breath or clothes, glassy eyes, slurred speech, physical mobility, and such other factors which the training of school administrators indicates as being evidence of the use of prohibited substances or being under the influence of the same. Positive results from alcohol or other drug screening and testing technology are evidence of the use and possession of prohibited substances or being under the influence of the same.
- II. "Use of substance" shall mean situations where there is reasonable suspicion to believe a student has assimilated a prohibited substance or is under the influence of the same while on school property or in attendance at a school-sponsored or school-related activity or event. Factors which may be taken into

consideration are: the odor of a prohibited substance on the student's breath or clothes, glassy eyes, slurred speech, physical mobility, and such other factors which the training of school administrators indicates as being evidence of the use of prohibited substances or being under the influence of the same. Positive results from alcohol or other drug screening and testing technology are evidence of the use and possession of prohibited substances or being under the influence of the same.

Legal Reference: Neb. Rev. Stat. §§ 28-319, 319.01, 320 and 320.01

Neb. Rev. Stat. § 28-401

Neb. Rev. Stat. §§ 28-502 and 504

Neb. Rev. Stat. §§ 28-511, 518 and 519

Neb. Rev. Stat. § 28-907

Neb. Rev. Stat. § 28-1202 *et seq.*

Neb. Rev. Stat. § 28-1341

Neb. Rev. Stat. § 79-267

Neb. Rev. Stat. § 79-293

Related Rules: 5300.3, 5400.1, 5400.2, 5400.3, 5400.4, 5400.5, 5410.1, 5470.1, 5480.1, 5490.1, 5600.2

Rule Approved: May 7, 2001

Revised: April 15, 2002; May 5, 2003; March 15, 2004; June 5, 2006

July 9, 2007; June 2, 2008; February 2, 2009; May 18, 2009; May 17, 2010

April 4, 2011, April 16, 2012; April 22, 2013; November 4, 2013; January 6, 2014;

April 21, 2014; [April 20, 2015](#)

Millard Public Schools
Omaha, Nebraska

AGENDA SUMMARY SHEET

Agenda Item: Policy 5900

Meeting Date: April 20, 2015

Department: Student Services

Title and Brief Description: Safety

Action Desired: Approval

Background: Required update of Policy 5900

Options/Alternatives Considered: N/A

Recommendations: Approval

Strategic Plan Reference: N/A

Implications of Adoption/Rejection: N/A

Timeline: Immediate

Responsible Person: Bill Jelkin, Director of Student Services

Superintendent's Signature: _____

A handwritten signature in blue ink, appearing to read "Jim Duthie", is centered within a light blue rectangular box. The signature is written in a cursive, flowing style.

~~Pupil~~ Student Services

Safety and Security

5900

The District will provide students with a safe, secure, healthful, and orderly school environment that is supportive of quality learning for all students. The District, and its schools, will implement procedures in a safety and security plan that addresses the safety and security of students, staff, and visitors; provides for the uniqueness of individual sites; and is evaluated at least annually by a ~~ed~~District safety and security committee. The schools' safety and security plans will be reviewed annually by one (1) or more persons who are not employees of the District and who are not on the District Safety and Security Committee. The Superintendent or designee will be responsible for safety and security procedures in the District.

Legal References: Title 92, Nebraska Administrative Code, Chapter 10-~~004.01B~~011

Policy Approved: March 19, 2001

Reaffirmed: November 3, 2008; May 4, 2015

Millard Public Schools
Omaha, Nebraska

Pupil Student Services

District Safety and Security and Emergency Management Plans

5900.1

- I. District Safety and Security Procedures. The District will have written safety and security procedures that are disseminated to all principals and supervisors. District safety and security procedures will be implemented by all schools and buildings that house staff members or students within the District.
 - A. The District's safety and security procedures will include, at a minimum, the following:
 1. Building access control.
 2. Identification of school employees, contractors, vendors, and visitors.
 3. Evacuation of buildings and campuses.
 4. Implementation of the District Incident Command ~~Safe~~ Team roles and responsibilities.
 5. Guidelines for building level Safety and Security Plans.
 6. District-wide alert ~~procedures codes~~ actions procedures that when activated will initiate pre-established actions procedures for staff and students in emergency situations.
 7. Requirement that each school have a violence prevention program.
 8. Guidelines for managing angry and out-of-control parents or adults who are visitors to the school; are abusive to students, staff or other visitors; and substantially disrupt the educational process.
 9. Guidelines for monitoring and managing violent student behavior.
 10. Post-intervention procedures for assisting students and staff after an emergency.
 11. Guidelines for utilization of and training requirements for security staff and School Resource Officers within each school or building.
 12. Guidelines for maintenance of grounds and facilities relative to safety and security
 13. Guidelines for staff development relative to safety and security for all ~~d~~District employees.
- II. District Emergency Management Plan. The District will develop and implement an Emergency Management Plan that will provide ~~d~~District-wide procedures for dealing with emergencies. The Emergency Management Plan will:
 - A. Contain the emergency procedures for responding to the following situations: abduction/missing/runaway student, bomb threats, school vehicle accident, earthquake or tornado, fire/gas leak/explosion, guns or weapons on campus, hostage situations, sexual battery, shooting or stabbing, student major disruption/demonstrations, and student/parent/staff death, suicide, or attempted suicide.
 - B. Be reviewed and updated annually.
 - C. Be disseminated to all principals and designated personnel who are responsible for managing students in emergency situations.

- III. District Safety and Security Committee. The District will develop and implement a standing District Safety and Security Committee.
- A. The Director of ~~Pupil~~-Student Services will chair a standing District Safety and Security Committee which will be composed of:
1. District administrators;
 2. District certificated staff;
 3. Secondary students;
 4. Parents; and
 5. Community members.
- B. The Safety and Security Committee will meet at least ~~quarterly~~annually to review safety and security plans and procedures, including emergency management plans and procedures, and to make recommendations for changes in existing procedures or recommendations for new procedures which address the changing security needs of the District.
- IV. District Crisis Team. A District Crisis Team will be developed and implemented. Crisis Team members will receive specialized training to assist building administrators in providing psychological support during and after times of crisis. The specialized training will help personnel to direct crisis resolution activities and to counsel students and staff in coping with the aftermath of crisis situations.
- V. Evaluation and Review. District safety and security plans and procedures will be evaluated annually and revised according to areas of identified need.
- A. The safety and security plans and/or facilities of the District's buildings will be reviewed at least annually by the District Safety and Security Committee and the Director of ~~Pupil~~-Student Services or designee.
- B. The District's safety and security plans will be reviewed annually by one (1) or more persons who are not on the District's Safety and Security Committee and who are not employees of the District. This review will include a visit to school buildings to analyze plans, policies, procedures, and practices, and provide recommendations. Any recommendations made as a result of the analysis will be forwarded to the Director of ~~Pupil~~-Student Services and to the District's Safety and Security Committee to be considered in making revisions to the District's safety and security plan.

Related Policies & Rules: 5900

Legal References: Title 92, Nebraska Administrative Code, Chapter 10-011

Rule Approved: March 19, 2001

[Revised: May 4, 2015](#)

Reaffirmed: November 3, 2008

Millard Public Schools
Omaha, Nebraska

~~Pupil~~ Student Services

Building Safety and Security and Emergency Management Plans

5900.2

- I. Building Safety and Security Plans. Every school within the District will have a written site-specific safety and security plan that includes comprehensive procedures for coping with emergencies and the aftermath caused by crisis situations. Building safety and security plans will comply with all of the requirements that are stipulated in District Safety and Security Plans and Emergency Management Procedures. The principal will be responsible for development and implementation of the building safety and security plans.
- II. Contents. The building safety and security plan shall:
 - A. Be a self-contained document that is separate from the Safety and Security Plan or the Emergency Management Plan that are distributed by the District.
 1. Be formatted to follow a ~~d~~District outline established by the District Safety and Security Committee.
 2. Identify those procedures specific to the building that are not identified or detailed in the District Safety and Security Procedures.
 3. Procedures identified in the District Safety and Security Plan and Emergency Management Plan will not be included verbatim in building safety and security plans except as needed for clarification and continuity.
 4. Building safety and security plans should specify who, what, when, where and how District safety and security procedures will be carried out in that specific building.
 - B. Be in accordance with ~~d~~District policies, rules and procedures.
 - C. Define the roles and responsibilities of personnel during and after ~~the~~a crisis.
 - D. Identify Building Safe Team roles and responsibilities.
 - E. Provide a description of the continuity of leadership if the principal is incapacitated or unavailable.
 - F. Provide a plan for reducing repeat infractions of the Standards ~~eff~~or Student Conduct dealing with violence.
 - G. Contain the plans for a violence prevention and intervention program.
 - H. Be reviewed and updated annually by the principal or the principal's designee.
 - I. Be disseminated to all staff in the building.
 - J. Be approved by the Superintendent or designee. A copy of the plan will be submitted to ~~Pupil~~Student Services.
 - K. Be reviewed annually by the District Safety and Security Committee.
 - L. Contain building emergency management plans that:
 1. Identify those procedures specific to the building that are not identified or detailed in the District Emergency Management Plan.
 2. Are in accordance with ~~d~~District policy, rules and procedures.
 3. Define the roles and responsibilities of personnel during and after ~~the~~a crisis.

4. Identify that emergency drills shall:
 - a. Be implemented at a variety of times from the beginning to the end of the school day;
 - b. Be implemented when students are in diverse locations (i.e., the cafeteria) and in a variety of activities throughout the building;
 - c. Not endanger students or staff; and
 - d. Provide that adequate orientation and instruction be provided early in the school year.
- M. Be reviewed and updated annually by the principal or the principal's designee.
- N. Be disseminated to all staff in the building.
- O. Be approved by the Superintendent or designee. A copy of the plan will be submitted to ~~Pup~~Student Services.
- P. Be reviewed annually by the District Safety and Security Committee.

Related Policies & Rules: 5900

Legal References: Title 92, Nebraska Administrative Code, Chapter 10-011

[Revised: May 4, 2015](#)

Rule Approved: March 19, 2001

Reaffirmed: November 3, 2008

Millard Public Schools
Omaha, Nebraska

Pupil Student Services**Emergencies/Fire Safety in the Schools****5900.3**

Each building shall conduct one (1) fire drill each month and shall keep all doors and exits unlocked for egress during school hours. Reports of the monthly fire drills are to be on file in each school, and the completed form shall be submitted to the State Fire Marshall at the end of each school year. The state regulations for fire drills shall be followed explicitly at all times, and copies of the state regulations shall be maintained in the office of each principal.

Legal Reference: Neb. Rev. Stat. § 79-706; Neb. Rev. Stat. § 81-527

Related Policies & Rules: 5900

Rules Approved: April 20, 1981

Revised: September 10, 2001; [May 4, 2015](#)

Reaffirmed: November 3, 2008

Millard Public Schools
Omaha, Nebraska

Pupil Student Services

Emergency Dismissal

5900.4

- I. Dismissal Procedures. In the event of dismissal during the school day due to some emergency situation, the following procedures shall be followed:
 - A. Accounting for students and contacting parents.
 1. Students living within walking distance of the attendance center shall be allowed to proceed home if in the determination of the building administration conditions are conducive to safe travel by foot. Parents or guardians shall be contacted before the student leaves the building.
 2. Students who normally use school-provided or contracted transportation services shall remain at the attendance center until such vehicles arrive or until their parents or guardians provide alternative transportation.
 3. Students shall be allowed to leave school with adults other than their parents or guardians only when permission is granted by the parents or guardians of the respective student.
 - B. If parents can not be contacted.
 1. The student should remain under supervision at school or at the alternative site until the parents or emergency contact person can be reached.
 2. If the parent has previously specified in writing, that the student can be released to a designated agency or individual, the student may be released.

Related Policies & Rules: 5900

Rule Approved: June 16, 1975

Revised: September 10, 2001; [May 4, 2015](#)

Reaffirmed: November 3, 2008

Millard Public Schools
Omaha, Nebraska

AGENDA SUMMARY SHEET

AGENDA ITEM: First Reading of Policy 6225: Small Class Size

MEETING DATE: April 20, 2015

DEPARTMENT: Educational Services

**TITLE AND
BRIEF DESCRIPTION:** First Reading of Policy 6225: Small Class Size

ACTION DESIRED: X First Reading

BACKGROUND: This policy is being advanced based upon the Selective Abandonment recommendations on Small Class Size at the high schools.

RECOMMENDATIONS: First Reading of Policy 6225

STRATEGIC PLAN REFERENCE: Strategy 1

TIMELINE: Implementation upon approval

RESPONSIBLE PERSON(S): Mark Feldhausen, Nancy Johnston, Andy DeFreece, Terry Houlton, and Tami Williams

SUPERINTENDENT'S APPROVAL:

A handwritten signature in blue ink, appearing to read "Jim Duffin", is displayed within a light blue rectangular box.

BOARD ACTION:

Curriculum, Instruction, and Assessment

Secondary Class Size

6225

The District will make reasonable efforts to maintain class size in the middle and high schools it deems appropriate and fiscally responsible for the effective instruction of students.

Whenever 14 or fewer students enroll in a class (course), the class may not be offered unless so mandated by law, the Board of Education, or necessitated by District activity programs. An effort may be made to combine a class consisting of 14 or fewer students with a similar or related class or program either in the same building or in a different grade level or building.

Any course, other than those mandated, will be deleted from the District's curriculum offerings after a history of three consecutive years where enrollment in the course has 14 or fewer students. Said enrollment figures will be those derived from official class rolls.

A report will be prepared and presented to the Board of Education on or before the first meeting in November indicating 1) the courses recommended for cancellation for the following semester or year, 2) classes that are to be combined, and 3) courses with 14 or fewer students that are being recommended for retention in the curriculum for the ensuing year.

Related Policies and Rules: 4005P, 4005.1

Approved: May 4, 2015

Millard Public Schools
Omaha, Nebraska

AGENDA SUMMARY SHEET

Agenda Item:	Facility Naming Committee
Meeting Date:	April 20, 2015
Department:	Office of the Superintendent
Title & Brief Description:	Appoint committee to investigate naming facilities in accordance with Policy 3643 and Rule 3643.1
Action Desired:	Approval
Background:	N/A
Options/Alternatives Considered:	N/A
Recommendations:	Approve Paul Meyer, Linda Poole, and Dave Anderson as the Facility Naming Committee. Appoint Linda Poole, as Chairperson of the committee. Appoint Nolan Beyer as Administrative Liaison to the committee.
Strategic Plan Reference:	N/A
Implications of Adoption/Rejection:	N/A
Timeline:	Spring/Summer 2015
Responsible Persons:	Superintendent, Dr. Jim Sutfin

Superintendents Signature: _____



AGENDA SUMMARY SHEET

AGENDA ITEM: Approval of Selective Abandonment Recommendations

MEETING DATE: April 20, 2015

DEPARTMENT: General Administration

TITLE & BRIEF DESCRIPTION: Approval of Selective Abandonment Recommendations – the approval to proceed with the proposed FYE16 budget development with the inclusion of the selective abandonment recommendations included.

ACTION DESIRED: Approval x Discussion Information Only

BACKGROUND: The District has been working for months on its Selective Abandonment Process. The following Selective Abandonment Reports/Recommendations were presented to the Board on the dates noted below. The full Report(s)/Recommendation(s) can be found in the respective Board Meeting Packets available on the District's website under Board of Education.

<u>Study Topic</u>	<u>Meeting Date</u>	<u>15-16 \$ Change</u>
01. Increase Open Enrollment	March 16, 2015	\$ TBD
02. General Ed Paras	March 16, 2015	\$ -91,985
03. M.S. Alternative School Program	March 16, 2015	\$ -373,855
04. Career Academies	March 16, 2015	\$ -66,272
05. H.S. World Languages	March 16, 2015	\$ -191,040
06. Travel to Conferences/Conventions	March 16, 2015	\$ -84,690
07. District Teacher-Leader Positions	March 16, 2015	\$ -169,044
08. Middle School HAL Facilitators *	April 6, 2015	\$ -229,248
09. H.S. Small Class Size	April 6, 2015	\$ TBD
10. Fourth Grade Strings	April 6, 2015	\$ -229,248
11. Substitute Utilization	April 6, 2015	\$ -75,449
12. M.S. Montessori Program	April 6, 2015	\$ 0

** Subsequent to the April 6th Board Meeting, the administration has revised its recommendations related to the Middle School HAL Program to call for a delay in the implementation of the recommendation to permit time for the administration to do further study regarding the program during the 15-16 school year.*

OPTIONS AND ALTERNATIVES:

n/a

RECOMMENDATION: It is recommended that the recommendations of the administration submitted in the Selective Abandonment Reports to the Board at its previous meetings on March 16th and April 6th be approved as submitted (with the modification related to the delay of action and further study related regarding the Middle School HAL Facilitators) and that the administration proceed with further development of the District's FYE16 Budget incorporating such recommendations.

STRATEGIC PLAN REFERENCE:

n/a

IMPLICATIONS OF

ADOPTION/REJECTION: See the respective Selective Abandonment Reports in the March 16th and April 6th Board Meeting Packets (available online).

TIMELINE: Immediate

RESPONSIBLE PERSON: Ken Fossen, Associate Superintendent (General Administration)

**SUPERINTENDENT'S
APPROVAL:**

— 

AGENDA ITEM: Administrator Recommended for Hire

MEETING DATE: April 20, 2015

DEPARTMENT: Human Resources

TITLE & DESCRIPTION: Director of Assessment, Research and Evaluation

ACTION DESIRED: Approval

BACKGROUND: The position was advertised on Millard's job posting website and the NCSA website. Four internal and six external applications were received. The applications were reviewed by Dr. Jim Sutfin, and Kevin Chick. Three internal and two external candidates were interviewed for the position. The interview team included Kevin Chick, Dr. Jim Sutfin, Dr. Mark Feldhausen, Barb Waller, Heidi Weaver, Dr. Jennifer Allen, Ryan Saunders, John Southworth, Bill Jelkin, Dr. Nancy Johnston, Terry Houlton, Joe Crum, Eve Norton, and Todd Lemen.

RECOMMENDATION: The Superintendent's recommendation is approval of Darin C. Kelberlau for Director of Assessment, Research and Evaluation for Millard Public Schools. Mr. Kelberlau's educational work experience includes: Executive Director of Curriculum, Instruction and Assessment at Fremont Public Schools (2011-Current); Curriculum Specialist for Data and Technology Support Curriculum Department, Elkhorn Public Schools (2005-2011); Instructional Technology Instructor, Peru State College (2007-2008); Mathematics Teacher, Fremont High School (1999-2005), Valley High School (1998-1999), and Waterloo Public Schools (1995-1998).

Education: BA – University of Nebraska-Lincoln, (1993)
MA – Peru State College – Education, Curriculum & Instruction (2001)

OPTIONS & ALTERNATIVES: N/A

RECOMMENDATION: Approval

PERSON RECOMMENDING: Mr. Kevin Chick

SUPERINTENDENT APPROVAL: _____



AGENDA SUMMARY SHEET

Meeting Date: April 20, 2015

Department Human Resources

Action Desired: Approval

Background: Personnel items: (1) Resignation; (2) Recommendation to Hire; (3) Leave of Absence; (4) Contract Amendment

Options/Alternatives Considered: N/A

Recommendations: Approval

Strategic Plan Reference: N/A

Implications of Adoption/Rejection: N/A

Timeline: N/A

Responsible Persons: Kevin Chick
Executive Director of Human Resources

Superintendent's Signature: _____



April 20, 2015

RESIGNATIONS

Recommend: The following resignation be accepted:

1. Abigail A. Ferry – Kindergarten teacher at Rohwer Elementary School. She is resigning at the end of the 2014-2015 school year for family reasons.
2. Kyle A. Jurgens – Math teacher at Millard North High School. He is resigning at the end of the 2014-2015 school year to take a teaching position with Skutt Catholic High School.
3. Jennifer M. Ploen – Grade 1 teacher at Hitchcock Elementary School. She is resigning at the end of the 2014-2015 school year for employment outside of education.
4. Greg Schwanke – Computer teacher at Millard North Middle School. He is resigning at the end of the 2014-2015 school year to take a position at ESU 3.
5. Nick A. Herink – Language Arts teacher at Millard North High School. He is resigning at the end of the 2014-2015 school year to take a teaching position with Lincoln Public Schools.
6. Peter D. Grimes – Science teacher at Millard North High School. He is resigning at the end of the 2014-2015 school year to take a teaching position in Colorado Springs.
7. Stephanie K. Teague – Counselor at Kiewit Middle School. She is resigning at the end of the 2014-2015 school year because of family relocation.
8. Deborah M. Knutson – Administrative Intern at Sandoz Elementary School. She is resigning at the end of the 2014-2015 school year to take an administrative position with Elkhorn Public Schools.

April 20, 2015

TEACHERS RECOMMENDED FOR HIRE**Recommend: The following teachers be hired for the 2015/2016 school year:**

1. Pamela S. Ehly – READ teacher at Hitchcock Elementary School, effective immediately. Returning from a Long Term Disability.
2. Katherine A. Friesen – BA – Grace University, Nebraska. Grade 3 teacher at Ezra Elementary School. Previous Experience: Short Term Contract at Ezra Elementary (2014-2015)
3. Jennifer H. Svoboda – MA – University of Kansas. Speech-Language Pathologist at Sandoz Elementary school for the 2015-2016 school year. Previous Experience: Independent Service Provider for Speech-Language in OPS (2014-current); Snyder-Charleson Therapy Services (2010-2014); Select Specialty Hospital (2008-2009); Immanuel Rehab Center (2004-2006); Snyder Speech Services (2001-2002)

April 20, 2015

LEAVE OF ABSENCE

Recommend: The following Leave of Absence be accepted:

1. Anne C. Keith – Administrative Intern at Reagan Elementary School. She is requesting a Leave of Absence for the 2015-2016 school year for family reasons.
2. Steven M. Powell – Language Arts teacher at Millard West High School. He is requesting a Leave of Absence for the remainder of the 2014-2015 school year for family reasons.

April 20, 2015

AMENDMENT TO CONTINUING CONTRACTS

Recommend: Amendment to the following contracts:

1. Megan G. Tantillo – Vocal Music Teacher at Millard North High School. Amend contract from (.5) FTE to (1.0) FTE for the 2015-2016 school year.
2. Catherine M. Campbell – Math teacher at Millard South High School. Amend contract from (.5) FTE to (1.0) FTE for the 2015-2016 school year.

AGENDA SUMMARY SHEET

Agenda Item: Legislative Report

Meeting Date: April 20, 2015

Department External Affairs

Title and Brief Description: Legislative Report

Action Desired: Information Only

Background: Report to update current legislative issues.

Options/Alternatives Considered: None

Recommendations: None

Responsible Persons: Nolan Beyer, Director of Activities, Athletics & External Affairs

Superintendent's Signature: _____



	Senator	Committee	Hearing		Summary	MPS Stance	GNSA Stance	NASB Stance	NCSA Stance
					Change provisions relating to immunizations for students				
LB18	Krist	Education	1/20/2015	Bracket until 6-5-15)	On and after July 1, 2016 the bill requires the meningitis vaccine for students who will enter the seventh grade and for 16 year old students before entering their next grade.	Monitor			
LB26	Krist	Revenue	3/18/2015 Moved to 3-4-15	Gen. File (1/28)	Adopt the Choice for the Advancement of Nebraska Children in Education Act and provide for tax credits Provides an income tax credit for donations to organizations which provide private K12 school scholarships. The tax credit can be carried forward if it exceeds the taxpayer's liability.	Oppose	Oppose	Oppose	
LB29	McCoy	Education	3/10/2015		Change provisions relating to school health inspections Strikes ability of DHHS to prescribe other health conditions for children to screen for. Keeps screening for sight, hearing, dental. Allows parents to object to the screening with a written statement. Adds a dentist or an optometrist to list of health professionals who may also object to a child's screening. Eliminates Body Mass Index testing.	Support			
LB 49	Scheer	Education	1/27/2015	Indefinitely Postponed (2-23)	Provide for allied school systems	NA		Oppose	
LB50	Scheer	Health & Human			Change provisions relating to medicaid covered services				
LB51	Scheer	Banking...	1/24/2015	3/10/2015	Require disclosures prior to joining a risk management pool under the Intergovernmental Risk Management Act	Oppose		Oppose	
LB54	Scheer	Education	1/26/2015		Change provisions relating to postsecondary education statewide transfer of credit policies	Support			
LB58	Scheer	Education	2/2/2015		Provide for calculation and distribution of funds to certain schools as prescribed Appropriates money to 2014-15 non-equalized schools proportionally by the number of students in each district. The money must be used for property tax reduction. The total amount equals the increase in "total amount of state aid appropriated" from 2013-14 to 2014-15 which is \$27.5 million, which would allocate approximately \$629 per student.	Oppose	Oppose	Follow	
LB59	Scheer	Education	WITHDRAWN (1/15)		Redefine state aid value for purposes of the Tax Equity and Educational Opportunities Support Act Increases from 96% to 100% the percentage to use for TEEOSA (K12 state aid) of the actual value of real property, except for agricultural and horticultural land, which percentage remains at 72% under the bill.	NA			
LB60	Kintner	Judiciary	1/22/2015		Authorize possession of firearms as prescribed Prohibits establishment of policies that prohibit storage of guns in cars when the car is operated or parked in a location open to the public.	Oppose			
LB66	Schumacher	Judiciary	1/21/2015		Require political subdivisions to make disclosures regarding bonds and provide for liability Requires certain disclosures to be made on the bond prospectus issued by cities, counties, and school districts.	Oppose		Oppose	
LB78	Gloor	Banking...	2/10/2015		Change provisions relating to the public agencies authorized to enter into agreements under the Intergovernmental Risk Management Act Allows school districts and educational service units to operate a risk management pool	Monitor			Oppose
LB96	Smith	Education	2/10/2015		Eliminate certain taxing authority of learning communities Eliminates learning community levy of 95 cents. Eliminates learning community two cent levy for the special building fund. LB 392, LB421, LB481, LB528, LB576	Monitor			
LB99	Sullivan	Education	1/20/2015	Approved by Governor 2-26	Eliminate a reporting duty for the Education Committee of the Legislature	Monitor			
LB100	Sullivan	Education	1/20/2015	Approved by Governor 2-26		Support			

					Change provisions relating to statewide assessment of student learning and reporting Provides that the State Board of Education's statewide system for assessment shall also measure student progress toward academic preparedness for postsecondary education and careers. Requires the State Board to collaborate with public postsecondary educational institutions and the Coordinating Commission to identify the assessment system. Requires the system to include multiple assessment administrations in order to evaluate progress.				
LB101	Sullivan	Education	1/20/2015			Support			
LB103	Kintner	Education	1/20/2015		Change provisions relating to participation in extracurricular activities as prescribed School districts must establish policies to allow private school students to participate in the public school's extracurricular activities. Private school students could be required to enroll in no more than one course.	Oppose			
LB115	Scheer	Banking...	1/20/2015		Prohibit certain actions related to social security numbers	Oppose			
LB117	Haar	Natural Resources	3/4/2015		Change provisions relating to energy financing contracts Creates an exception under levy and spending lids	Support			Support
LB132	Ebke	Gov,Mil,Vet Af.	1/29/2015	Committee Priority 3-12 Gen. File 3-6 AM582, Select File 4-9, Select File with ER75 4-13	Change joint public agency bonding powers and procedures Provides that a JPA must use the bond issuance procedures required by law for the participating public agency from which the joint public agency derives the powers of taxation.	Monitor			
LB178	Watermeier	Revenue	1/29/2015		Change valuation of agricultural land and horticultural land For school district taxation purposes, agricultural and horticultural land shall be valued as a percentage of its special value decreasing annually from 75% today to 55% in 2019. The state aid value would be 52% in 2019.	Oppose			
LB182	Haar	Education	2/3/2015		Create the School Funding and Educational Outcomes Review Committee Creates a committee composed of the public, school officials, the Governor, the Property Tax Administrator, and the Education Committee Chair to review the goals set by the legislature and TEEOSA and to offer recommendations.	Support	Support	Support	Support
LB185	Bolz	Appropriations	3/9/2015		Appropriate funds to implement the Master Teacher Program Act Appropriates \$1M in each of 2015-16 and 2016-17 for the master Teacher Program Act to provide a salary bonus of \$5,000 per teacher, per year.	Monitor			
LB209	Hilkemann	Judiciary	1/23/2015	Ind. Postponed (1-30)	Adopt the Political Subdivisions Mandatory Mediation Act Requires political subdivisions of the State of Nebraska to enter into mandatory mediation prior to litigation in any dispute between two or more political subdivisions.	Monitor			
LB211	Kolowski	Health & Human R	3/6/2015		Authorize chiropractors to provide school entrance physical examinations and visual evaluations Allows for kindergarten entrance physical exams and visual exams to be performed by a chiropractor.	Monitor			
LB227	Hansen	Education	3/2/2015	General File AM903 3-19	Change provisions relating to educational bridge programs Continues the previous annual appropriation of \$200,000 for educational bridge programs.	Monitor			
LB236	Coash	Retirement	1/27/2015		Change and eliminate provisions relating to collection of judgments and public retirement plans Provides that retirement benefits may be attachable if the debtor is (a) the member of a public retirement plan, (b) is convicted of or pleads no contest to a felony or misdemeanor, and (c) is found liable for civil damages as a result of such felony or misdemeanor. In such a case, the court may order the payment of the member's annuities or benefits earned under the retirement plan for such civil damages, except that the annuities or benefits to the extent reasonably necessary for the support of the member or any of his or her beneficiaries shall be exempt from such payment.	Support			Support

LB239	Haar	Education	1/26/2015		Provide for a Coordinator for Educator Effectiveness and educator evaluation The responsibilities of the coordinator shall include, but not be limited to, working in partnership with Nebraska school systems, educational service units, postsecondary educational institutions, and other education stakeholders to develop and make available on a statewide basis evaluation models for effective educators, provide training to implement the models, and facilitate the collection of data to determine the effectiveness of the models. Strikes sections related to teacher performance pay from income received from solar and wind agreements on school lands	Support		Support	Support
LB248	Sullivan	Transportation	2/23/2015		Prohibit use of interactive wireless devices by school bus drivers as prescribed Provides that any school bus driver, whether it is an employee of the school or an independent contractor shall not use any type of interactive wireless communication device unless it is allowed under section 60-470.02 or is a dispatch communication device.	Support		Support	
LB260	Gloor	Revenue	1/23/2015	Gen File (1-29)	Authorize the Property Tax Administrator to correct certain errors				
LB274	Hansen	Appropriations	3/9/2015		Appropriate funds to the State Department of Education for mentor teacher programs Appropriates \$2.5M in each of 2015-16 and 2016-17 to implement section 79-761 for mentor teacher programs in local school systems.	Monitor			
LB280	Davis	Revenue	2/18/2015	Attorney Gen. Opinion to Davis	Authorize a school-funding surtax and reduce the levy authority of school districts and learning communities Provide property tax relief by taking the load off with a mandatory local income tax to support schools. In addition, the proposal would allow districts with critical needs to impose an additional local option income tax. Reduce Ag land value for K-12 funding 75% to 65%. Create foundation aid of \$500 per student.	Monitor	Oppose	Follow	Monitor
LB282	Baker	Govt, Mil, Vet...	2/11/2015	Indefinitely Postponed	Change provisions relating to closed sessions for public bodies Provides that a public body may go into session for evaluation of the job performance of a nonelected official or employee if such person has not requested a public meeting. Current law provides for evaluation of the job performance of a person when necessary to prevent needless injury to the reputation of a person and if such person has not requested a public meeting	Monitor		Support	Support
LB283	Baker	Govt, Mil, Vet...	2/11/2015	General File (2/23)AM631 (3/6)	Allow school districts and educational service units to make emergency expenditures under the Emergency Management Act Allows emergency expenditures in event of a disaster, emergency or civil defense emergency.	Support		Support	Support
LB288	Ebke	Business & Labor	3/9/2015	Hughes Priority Bill	Prohibit public employers from making certain deductions from wages Prohibits CBAs from allowing deduction of public union dues from a public employee's wages. Also prevents the public employer from deducting the dues.	Oppose			
LB303	Bloomfield	Education	1/27/2015		Authorize schools to adopt a child sexual abuse policy Declares that schools should consider adopting a child sexual abuse policy and provides for its provisions. Requires NDOE to enact a model policy.	Monitor			
LB323	Davis	Education	2/3/2015		Create the School Financing Review Commission Provides for a governor appointed commission to conduct an in-depth review of the financing of public elementary and secondary schools. A report is due December 1, 2016.	Oppose	Oppose	Support	Monitor
LB343	Kolowski	Education	2/3/2015	Kolowski Priority 3-12 General File 3-23 AM913, AM987	Provide funding for schools offering certain programs and courses as prescribed Provides for funds to schools who have students who complete career academy courses, IB courses, AP courses, or dual enrollment course. Provides funds to schools to start up programs that offer the above courses. (MPS Legislation)	Support	Support	Support	Support
LB351	Brasch	Education	2/2/2015		Change state aid provisions relating to allocated income tax funds Beginning in FY2016-17, remove the cap on the amount of funds that are disbursed through the formula as allocated income taxes and net option funding and provides for 20% of the aggregate statewide income tax liability of all resident individuals to be included in the formula as allocated income taxes and net option funding. Also eliminates the minimum levy adjustment that reduces allocated income taxes for non-equalized schools which do not levy a minimum required amount. (Fiscal Note Summary)	Oppose	Oppose		

LB355	Morfeld	Education	3/2/2015	INDEFINITELY POSTPONED 4-1	Change provisions relating to certain education funding as prescribed Reduces from 44.5% to 19.75% the percentage of the lottery proceeds that shall be transferred to the Nebraska Education Improvement Fund beginning on July 1, 2016. Strikes transfer to fund from section 85-1920. Eliminates June 30, 2016 sunset of Opportunity Grant Fund.				
LB362	Krist	Judiciary	3/11/2015	General File 3-20	Change eminent domain provisions relating to school sites Increases from 50 acres to 100 acres the size of a school site that may be taken by eminent domain.	Monitor			
LB365	Baker	Govt, Mil, Vet...	2/11/2015	General File (2-23)	Allow school districts and educational service units to keep electronic records All books, papers, documents, reports, and records kept by a school district or educational service unit may be retained as electronic records. Minutes of the meetings of the board of a school district or educational service unit may be kept as an electronic record.	Support		Support	Support
LB371	Sullivan	Education	1/27/2015		Create and provide duties for the Nebraska Council for Educational Success Create council to encourage collaboration between K-12, post secondary, private school communications and business community.	Support	Support	Follow	Support
LB373	Hilkemann	Transportation	1/29/2015		Change provisions regarding school bus safety Requires seat belts on buses manufactured or purchased after January 1, 2016. Requires instruction on proper seat belt use.	Monitor		Oppose	
LB379	Bolz	Education	2/24/2015	INDEFINITELY POSTPONED 4-1	Adopt the Expanded Learning Opportunity Grant Program Act Provides grants to community based organizations working in partnerships with schools in high needs districts to provide expanded learning opportunity programs. First priority is continue 21st century community learning centers. Request Lottery Funds	Monitor		Support	Support
LB382	Cook	Education	2/24/2015	Speaker Priority Bill 3-16 General File AM703 3-11	Change provisions of the Diploma of High School Equivalency Assistance Act and state intent relating to certain transfers	Monitor			
LB392	Crawford	Education	2/10/2015		Change and eliminate learning community provisions relating to levy authority, distribution of core services funds, and state aid calculations Eliminates the Learning Community common levy of 95 cents and the special building levy. Replaces it with a levy of 2 cents to carry out the goals and objectives of the Learning Community. Strikes requirement that school district boundary changes be approved by the Learning Community. Provides that when school district negotiations stall after 90 days when negotiating the transfer of agricultural land within the EJD of a 1st class city within the Learning Community, either party may petition the district court to require the other to continue negotiating. Then after another 90 days the court shall order the property transferred to the school district within the 1st class city and fair consideration to be paid to the other school district. LB96, LB421, LB 481, LB 528, LB276	Oppose			
LB402	Baker	Education	3/2/2015		Change and eliminate provisions relating to distance education incentives Provides that Department of Education will provide distance education funding; strikes sunset on use of lottery money; changes distribution formula.	Support		Follow	Support
LB410	Sullivan	Education	3/3/2015		Change eligibility provisions relating to the Access College Early Scholarship Program Act Allows funding under the Act for students at 250% or below of the federal poverty level for coursework that is part of a career plan of study. Defines career plan of study as a sequence of at least three high school courses that are (1) dual credit or college credit (2) part of a career pathway program and (3) have at least one business partner as an advisor to the program.				
LB421	Kitner	Education	2/10/2015		Eliminate a learning community and provide for distribution of assets as prescribed Dissolves the Learning Community on July 1, 2016. Provides that boundaries of those school districts shall remain as they are on July 1, 2016 until changed pursuant to any reorganization entered into by one or more of such school districts. LB96, LB421, LB 481, LB 528, LB576	Monitor			

LB431	Baker	Education	2/17/2015	Final Reading 3-17.. Baker Priority Bill 2-24 AM703 3-11,FA36 3/26, BRACKET until JUNE 5 (4/2),Bracket withdrawn, Presented to Governor 4-7, Signed by Governor 4-13	Change provisions relating to public school district construction Allows schools to improve school buildings without going out to public bid if the cost is less than \$100,000. Provides for annual adjustment of that limit by the Board of Education based on CPI.	Support		Support	Support
LB432	Baker			Withdrawn (1-29)	Change provisions relating to access to and copying of public records Strikes authority for citizens to make memoranda or copies of public records using their own copying or photocopying equipment and abstracts therefrom, all free of charge, during the hours the respective offices may be kept open for the ordinary transaction of business.	NA			Support
LB435	Cook	Education	2/24/2015		Adopt the Time to Teach and Time to Learn Act Creates The Class Size and Instructional Time Task force to research class sizes and instruction time at school districts across the state. Requires NDE to analyze data. Creates a grant program for up to \$100 per impacted student and up to \$500 per impacted teacher or principal.				
LB438	Morfeld	Revenue	3/6/2015		Change distribution of sales and use tax revenue and create and provide for a fund Earmarks 10% of state sales tax revenue from online purchases to an Excellence in Education Trust Fund that will provide innovative educational grant programs and to stabilize the total amount of state aid paid to public schools under TEEOSA.	Support			
LB443	Bolz	Education	3/9/2015		Redefine support services for purposes of the Special Education Act For purposes of the Special Education Act, provides that support services may also include access to mental health services offered either at the school or elsewhere, including, but not limited to, assessments, family education services, and programs designated by the Division of Behavioral Health of the Department of Health and Human Services.	Monitor			
LB444	Groene	Education	2/2/2015		Eliminate the minimum levy adjustment for purposes of state aid to schools Outright repeals the section that establishes minimum levy adjustment. Changes formula to allow certain non-equalized districts to qualify for allocated income tax even if they don't levy the minimum levy.	Oppose	Oppose	Follow	
LB446	Nordquist	Retirement	1/29/2015	Approved by Governor 3-12	Redefine compensation and change provisions for school employees retirement For purposes of the benefit calculation of retirees after July 1, 2016, the bill caps the increase in a teacher's compensation in his or her last 5 years of service to 8%.	Monitor			Support
LB448	Nordquist	Retirement	3/5/2015	Committee Priority 3-11	Make current and new Class V school employees members of the School Employees Retirement System of the State of Nebraska Provides that all regular employees of a Class V school district hired on and after July 1, XXXX, shall become members of the School Employees Retirement System of the State of Nebraska. On July 1, XXXX, all members of the retirement system established pursuant to the Class V School Employees Retirement Act shall be transferred to the School Employees Retirement System of the State of Nebraska.	Monitor			Monitor
LB476	Davis	Revenue	3/5/2015		Provide duties for county assessors and the Property Tax Administrator relating to tax-exempt real property Provides that county assessors shall send a list of property exempt from the property tax to the Property Tax Administrator who shall prepare a report listing each property with its estimated market value and listing a breakdown of the estimated market value of exempt real property located within each county, city, village, and school district in the state.				
LB477	Davis	Education	2/17/2015	First Reading (2-23)	Change provisions relating to school districts maintaining the only public high school in a county				
LB478	Baker	Education	2/17/2015		Provide bonding authority for educational service units Allows ESUs to construct buildings or facilities. Provides power to issue a negotiable bonds and levy up to one cent.	Oppose	Oppose	Follow	Monitor

LB481	Kintner	Education	2/10/2015	Kintner Priority 3-11	Permit school districts to opt out of a learning community as prescribed Provides that a school district may opt out of membership of the learning community by majority vote of the board, effective 6 months after such action. LB96, LB421, LB 481, LB 528, LB576	Oppose			
LB489	Sullivan	Education	3/9/2015	General File 3-11	Change provisions relating to grants for early childhood education as prescribed Permits Early Childhood Education Endowment Board of Trustees to issue grants to early childhood education programs entering into agreements with child care providers, if the child care provider enrolls in the quality rating and improvement system described in the Step Up to Quality Child Care Act prior to the beginning of the initial grant period. Child care providers must participate in training approved by the Early Childhood Training Center which is needed for participation or advancement in the quality rating and improvement system.		Follow	Follow	
LB507	Cook	Education	3/9/2015		Require certain examinations for special education teachers Requires specific content area tests for a special education endorsement.	Oppose			
LB508	Cook	Education	3/9/2015		Provide minimum requirements for acceptance to teacher education programs Requires a teacher education program to have minimum entry requirements of a 3.0GPA and a mastery of general knowledge.	Oppose			
LB509	Cook	Education	2/9/2015	General File 4-10, AM1159	Change and eliminate provisions relating to a poverty allowance under the state aid formula Strikes disqualification from the poverty allowance if the poverty allowance expenditures do not equal 50% or more of the allowance for a school fiscal year. Provides that the poverty allowance correction shall equal the poverty allowance minus ninety-five percent of the poverty allowance expenditures. Current law is eighty-five percent. Provides for a poverty allowance correction equal to 5% of the poverty allowance. Provides poverty plan shall include information about attendance of students who live more than two miles away; current law is one mile.	Support	Support	Follow	
LB511	Cook	Education	3/10/2015	General File 3-23	Provide for return to learn protocols for pediatric cancer survivors Requires all public and private schools to establish a return to learn protocol for students returning to school after being treated for pediatric cancer. The return to learn protocol must recognize that students who have been treated for pediatric cancer and return to school may need informal or formal accommodations, modifications of curriculum, and monitoring by medical or academic staff.	Monitor			
LB513	Craighead	Education	2/17/2015	First Reading (2-23)	Change provisions relating to use and leasing of school property Provides that a school board may permit the use of its property or if it determines it may be needed for future use, it may lease its property.	Support		Support	
LB519	Sullivan	Education	3/2/2015	Committee Priority Bill 3-12 General File 3-30, AM1044 3-30, Select File 4-9, AM1192, FA43, A M1181, Select File with ER76 4-13	Provide for school and student aid, grants, and assistance as prescribed Provides that the Opportunity Grant Program is an important state program and the allocation from the State Lottery should be fully replaced with funding from the General Fund. Provides that other programs funded by the Innovation Fund should continue through the General Fund. For 2016-2027, the fund shall be allocated: 40% for competitive innovation grants; 40% to the Coordinating Commission for Postsecondary Education for competitive innovation grants; 10% to the State Board of Education to assist students with certification costs associated with trade occupations. 1-% to Education Improvement Fund for an emergency fund.	Support		Follow	Support
LB520	Sullivan	Education	3/2/2015	INDEFINITELY POSTPONED 4-1	Change provisions relating to transfers to certain education-related funds Provides for a gradually diminishing amount of lottery money being transferred to the Opportunity Grant Program over the 2016-17, 2017-18, and 2018-19 fiscal years.				
LB521	Sullivan	Revenue	2/26/2015		Provide, eliminate, and change provisions relating to property tax levies and credits and state aid to schools and provide for a transfer from the Cash Reserve Fund			Follow	
LB522	Sullivan	Education	2/2/2015		Provide for apportionment funds and student support aid relating to state aid to education Reduce local effort rate by .05. Eliminate the minimum levy adjustment. Eliminate the allocated income tax rebate and replace it with foundation aid. Amend the averaging adjustment. Calculate and distribute the aid for learning community districts separately for each district in the learning community.	Oppose	Oppose	Follow	

LB523	Sullivan	Revenue	2/26/2015		<p>Change income tax rates and state intent relating to funding public education</p> <p>Increases both individual and corporate tax rates. Provides that the intent of such increases is to provide for additional funding for schools.</p> <p>Increase the corporate tax rate as follows for tax years beginning on or after 1/1/16: Prior law: 5.58% on first \$100k of taxable income 7.81% on all taxable income in excess of \$100k Proposed change 1/1/16: 5.80% on first \$100k of taxable income 8.12% on all taxable income in excess of \$100k (FDC Summary)</p>	Monitor	Neutral	Follow	
LB524	Sullivan	Education	2/9/2015		<p>Change provisions documenting eligibility relating to free and reduced-price school meals</p> <p>Expands both the Attracting Excellence to Teaching Program and Enhancing Excellence in Teaching Program to entice new teachers to teach in school buildings that provides free meals to all students under the Community Eligibility Provision with the offer of a higher level of loan forgiveness. The bill makes changes to provisions relating to the summer school allowance poverty plans diversity plans, elementary learning centers, and learning community to incorporate the Community Eligibility Provision.</p>	Support	Neutral	Follow	
LB525	Sullivan	Education	3/16/2015	Committee Priority 3-12	<p>Change provisions relating to education</p> <p>Define a term related to teachers' and administrators' certificates</p>	Support			
LB526	Sullivan	Education	3/16/2015		<p>Provides that for purposes of chapter 79, the term certificate, certificated, or certified, when referring to an individual holding a certificate to teach, administer, or provide special services, also includes an individual who holds a permit issued by the Commissioner of Education pursuant to sections 79-806 through 79-815. Flexible certificates</p>				
LB527	Sullivan	Education	3/16/2015	INDEFINITELY POSTPONED 4-1	<p>Change provisions relating to teachers' loan programs</p> <p>Increase loan forgiveness for teachers who teach in sparse districts or in buildings with 40% poverty students.</p>				
LB528	Sullivan	Education	2/10/2015	Sullivan Priority 3-12	<p>Change and eliminate provisions relating to learning communities</p> <p>Incorporates some of the Learning Community superintendent proposal: allocates \$500,000 annually for the startup of focus schools, provides a way for districts to directly negotiate land transfers without going through the Learning Community Council, trims growing open-enrollment transportation costs and makes sure Learning Community districts aren't shortchanged on state equalization aid. Does not increase the poverty allowance nor eliminate the common levy. LB96, LB 392, LB421, LB 481, LB576</p>	Support			
LB529	Sullivan	Education	2/10/2015		<p>Change provisions relating to the Tax Equity and Educational Opportunities Support Act</p> <p>LB1070(2014) Provides aid to DC West and Plattview Springfield by calculating the amount to be distributed to each district in a learning community by treating each district and establishing a minimum amount to be distributed.</p>	Support			
LB530	Sullivan	Education	2/9/2015		<p>Provide a duty for the student achievement coordinator</p> <p>Provides a poverty study</p>	Support			
LB534	Groene	Education	2/3/2015		<p>Provide for limitations on General Fund expenditures for state aid to education</p> <p>Caps aggregate TEEOSA growth year over year to a percentage equaling the student growth adjustment.</p>	Oppose	Oppose	Oppose	
LB539	Watermeier	Gov/Mil.Vet,Affair	2/6/2015	Speaker Priority 3-16 General File 2-24 with ammendment AM653	<p>Change provisions relating to the office of Legislative Audit and the Auditor of Public Accounts</p>				
LB563	McCollister	Education	2/3/2015		<p>Change provisions relating to the office of Legislative Audit and the Auditor of Public Accounts</p> <p>Change provisions relating to school fiscal year</p> <p>Provides that the school fiscal year runs from August 1 to July 31 rather than September 1 to August 31.</p>	Support			

					Provide duties for the state school security director relating to cyberbullying and digital citizenship issues				
LB572	Davis	Education	3/10/2015		Provides that the school security director should recommend curricular and extracurricular materials to assist school districts in preventing and responding to cyberbullying and digital citizenship issues.	Support			
LB576	Murante	Gov.Mil.& Vet Affairs	3/11/2015		Change election and membership provisions for learning community coordinating councils Beginning with the learning community coordinating council elected in 2016 pursuant to this subdivision that takes office in January 2017, each learning community shall be governed by a learning community coordinating council consisting of one member elected from each school district that is a member of the learning community. Voters residing in the school district would vote on the representative from each school district. LB96, LB 392, LB421, LB 481, LB576	Monitor/Support			
LB582	Nordquist	Education	2/9/2015		Change provisions relating to a focus school and program allowance Increases the focus school allowance from .10 to .30 in year three of a focus school and thereafter.	Support			
LB589	Pansing Brooks	Education	3/2/2015	INDEFINITELY POSTPONED 4-1	Provide for allocation of the Nebraska Education Improvement Fund as prescribed For 2016-17: The first \$2M to the Excellence in Teaching Cash Fund; \$1.95M to early childhood grants; \$1M to Early Childhood Education Endowment Cash Fund; \$1M to the School District Reorganization Fund. For 217-18: The first \$3M to the Excellence in Teaching Cash Fund; \$1.95M to early childhood grants; \$1M to Early Childhood Education Endowment Cash Fund; \$1M to the School District Reorganization				
LB590	Friesen	Education	2/2/2015		Change provisions relating to a taxable value certified under the Tax Equity and Educational Opportunities Support Act Provides that county assessors must provide to the Property Tax Administrator the value of all taxable real property, including TIF property which will then be included in calculating the resources of the district.	Oppose	Oppose		
LB595	Davis	Education	2/17/2015		Create the Task Force on School Construction Assistance Creates taskforce and requires NDE to create a facilities database with listed information about the facility.			Neutral	Support
LB601	Bloomfield	Education	2/24/2015		Prohibit a school board member and an immediate family member from being employed with the school district	Oppose		Oppose	Oppose
LB616	Larson	Education	2/17/2015	Indefinitely Postponed (2-23)	Adopt the Independent Public Schools Act Allows creation of an independent public school in Omaha that would operate under a compact granted by the State Board of Education and would be considered a political subdivision. The school would be funded by payments from the school district that an independent school's student resides in to the independent districts of an amount equal to the school districts per pupil cost for the proceeding fiscal year times the number of students attending the independent public school.	Oppose	Oppose	Oppose	Oppose
LB617	Larson	Education	2/24/2015		Adopt the Working to Improve Schools Act Requires schools to offer accelerated reading intervention programs for K-3rd graders who exhibit a reading deficiency. For school year 2016-17 and after, schools shall hold back 3rd graders who have a reading deficiency as identified under the Act.	Oppose		Oppose	
LB646	Kintner	Govt, Mil, Vet...	2/25/2015		Eliminate provisions for secret ballots for leadership under the Open Meetings Act	Oppose			
LB649	Kintner	Govt, Mil, Vet...	2/25/2015	McCoy Priority 3-11 General File AM821 3-12 BRACKET until June 5, 4-10	Require all votes taken by public officials to be a public record as prescribed	Oppose			

AGENDA SUMMARY SHEET

AGENDA ITEM: ACT Aspire Summative Assessment 2014-2015 Results

MEETING DATE: April 20, 2015

DEPARTMENT: Educational Services: Assessment, Research, and Evaluation

TITLE AND BRIEF DESCRIPTION: ACT Aspire Summative Assessment Results

ACTION DESIRED: X Information

BACKGROUND: This fall 2014, Millard Public Schools students in grades 8, 9, and 10 took the ACT Aspire summative assessment in the subjects of English, reading, math, and science. The ACT Aspire tests replaced the previous ACT PLAN and EXPLORE. **In all grade and subjects, more Millard students scored in the Ready range than students did nationally during the same 2014 fall testing window.**

Students received their individual score reports during a classroom lesson. Parents/guardians received home reports either by mail or during advisement conferences.

Millard Public Schools will continue to administer ACT Aspire summative assessments at grades 7 and 10 in the 2015-2016 school year.

RECOMMENDATIONS: None

STRATEGIC PLAN REFERENCE: None

RESPONSIBLE PERSONS: Dr. Mark Feldhausen, Dr. Tami Williams, and Sharon Freeman

SUPERINTENDENT APPROVAL: _



BOARD ACTION:

ACT Aspire summative assessment results help determine how students are performing against the ACT Readiness Benchmarks in standards-based reporting categories. Millard students in 8th, 9th, and 10th grade participated in the ACT Aspire English, reading, science, and math summative tests this fall 2014. ACT Aspire summative assessments replaced the previous ACT PLAN and EXPLORE.

For each subject, a student receives a three-digit score. Table 1 shows the ACT Readiness Benchmarks for grades and subjects assessed in Millard. Students who score at and above these benchmarks are in the Ready Range and are on target for college readiness when they take the ACT[®] college readiness assessment in the 11th or 12th grade.

Table 1. ACT Readiness Benchmarks

Tested Grade	English	Reading	Mathematics	Science
8	422	424	425	427
9	426	425	428	430
10	428	428	432	432

Table 2. Ready Range

Percent of students performing in the Ready Range


	8 th grade				9 th grade				10 th grade			
	English	Reading	Science	Math	English	Reading	Science	Math	English	Reading	Science	Math
2014-2015 MILLARD	82%	56%	45%	40%	71%	49%	42%	38%	80%	50%	47%	39%
2014-2015 National	73%	45%	34%	31%	60%	38%	35%	30%	63%	34%	31%	32%

MILLARD PUBLIC SCHOOLS

District ID: 28-0017
ACT Aspire Summative, Assessed Oct 21, 2014 - Nov 24, 2014

Subject Proficiency by
Grade Level

How can decisions be informed based upon
grade level subject proficiencies?



SUBJECT FOCUS Better proficiency in Math may improve scores
ACT Aspire Mathematics Assessments assess students' ability to solve problems, explain and justify, and model with the mathematics up through the given grade.

Results for groups with 4 or fewer students are not shown



MILLARD PUBLIC SCHOOLS

Grade 8

District ID: 28-0017
 ACT Aspire Summative, Assessed Oct 21, 2014 - Oct 31, 2014

Subject Proficiency by School

How can decisions be informed based upon school and subject proficiency?

Highest Subjects ← → Lowest Subjects

ENGLISH

READING

SCIENCE

MATH

National



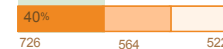
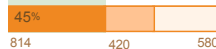
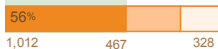
District Performance

District Performance

District Performance

District Performance

MILLARD PUBLIC
SCHOOLS



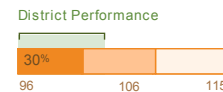
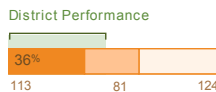
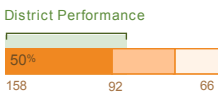
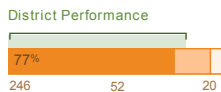
1,485 255 75

1,012 467 328

814 420 580

726 564 522

ANDERSEN MIDDLE
SCHOOL



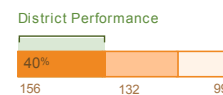
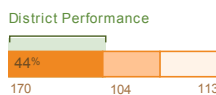
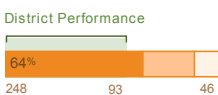
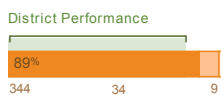
246 52 20

158 92 66

113 81 124

96 106 115

BEADLE MIDDLE
SCHOOL



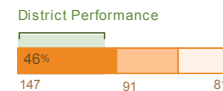
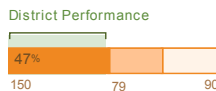
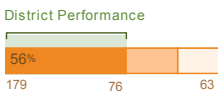
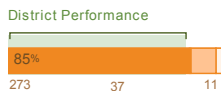
344 34 9

248 93 46

170 104 113

156 132 99

KIEWIT MIDDLE
SCHOOL



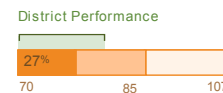
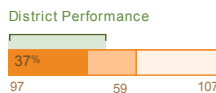
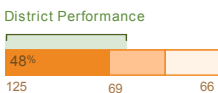
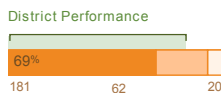
273 37 11

179 76 63

150 79 90

147 91 81

MILLARD CENTRAL
MIDDLE SCHOOL



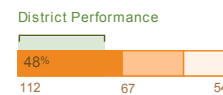
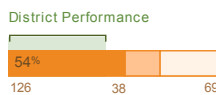
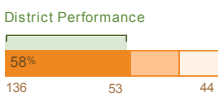
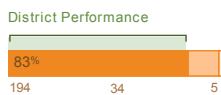
181 62 20

125 69 66

97 59 107

70 85 107

MILLARD NORTH
MIDDLE SCHOOL



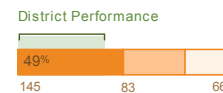
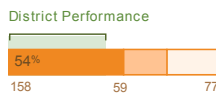
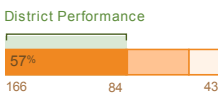
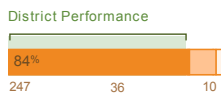
194 34 5

136 53 44

126 38 69

112 67 54

RUSSELL MIDDLE
SCHOOL



247 36 10

166 84 43

158 59 77

145 83 66



SUBJECT FOCUS Better proficiency in Math may improve scores

ACT Aspire Mathematics Assessments assess students' ability to solve problems, explain and justify, and model with the mathematics up through the given grade.

Results for groups with 4 or fewer students are not shown

Legend: ACT Readiness Levels



MILLARD PUBLIC SCHOOLS

Grade 9

District ID: 28-0017
ACT Aspire Summative, Assessed Oct 21, 2014 - Oct 31, 2014

Subject Proficiency by School

How can decisions be informed based upon school and subject proficiency?

Highest Subjects → Lowest Subjects

ENGLISH

READING

MATH

SCIENCE

National



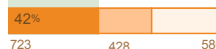
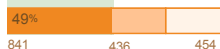
District Performance

District Performance

District Performance

District Performance

MILLARD PUBLIC SCHOOLS



1,223 304 203

841 436 454

723 428 580

650 425 655

MILLARD NORTH HIGH SCHOOL



423 105 67

304 146 146

256 146 194

232 138 226

MILLARD SOUTH HIGH SCHOOL



311 110 88

198 134 177

146 133 230

141 129 238

MILLARD WEST HIGH SCHOOL



489 89 48

339 156 131

321 149 156

277 158 191

MILLARD PUBLIC SCHOOLS

Grade 10

District ID: 28-0017
ACT Aspire Summative, Assessed Oct 21, 2014 - Nov 24, 2014

Subject Proficiency by School

How can decisions be informed based upon school and subject proficiency?

Highest Subjects → Lowest Subjects

ENGLISH

READING

SCIENCE

MATH

National



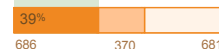
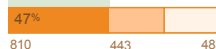
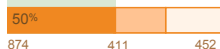

District Performance

District Performance

District Performance

District Performance

MILLARD PUBLIC SCHOOLS



1,388 222 125

874 411 452

810 443 483

686 370 681

MILLARD HORIZON HIGH SCHOOL



1 2 4

1 0 6

0 2 4

0 0 7

MILLARD NORTH HIGH SCHOOL



502 68 44

364 118 133

308 133 174

295 105 215

MILLARD SOUTH HIGH SCHOOL



369 82 43

169 136 190

179 140 176

120 121 254

MILLARD WEST HIGH SCHOOL



516 70 34

340 157 123

323 168 129

271 144 205



SUBJECT FOCUS Better proficiency in Math may improve scores

ACT Aspire Mathematics Assessments assess students' ability to solve problems, explain and justify, and model with the mathematics up through the given grade.

Results for groups with 4 or fewer students are not shown

Legend: ACT Readiness Levels



MILLARD PUBLIC SCHOOLS

Grade 8

District ID: 28-0017
ACT Aspire Summative, Assessed Oct 21, 2014 - Oct 31, 2014


Subject Proficiency by Demographic

How can decisions be informed based upon different demographics' subject proficiencies?

Highest Subjects → Lowest Subjects

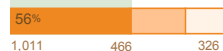
ENGLISH

District Performance



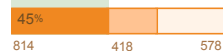
READING

District Performance



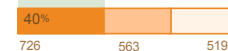
SCIENCE

District Performance



MATH

District Performance



MILLARD PUBLIC
SCHOOLS

Gender

Female

District Performance



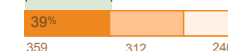
District Performance



District Performance



District Performance



Male

District Performance



District Performance



District Performance



District Performance



Race / Ethnicity

American Indian
/Alaska Native

District Performance



District Performance



District Performance



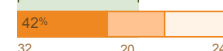
District Performance

Black /African
American

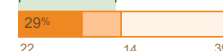
District Performance



District Performance



District Performance



District Performance



White

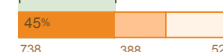
District Performance



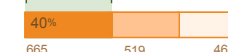
District Performance



District Performance



District Performance

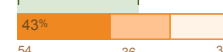


Hispanic or Latino

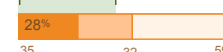
District Performance



District Performance



District Performance




District Performance

Native Hawaiian
/Other Pacific
Islander


District Performance



District Performance



District Performance



District Performance



Asian

District Performance



District Performance



District Performance



District Performance



Results for groups with 4 or fewer students are not shown



MILLARD PUBLIC SCHOOLS

Grade 9

District ID: 28-0017
ACT Aspire Summative, Assessed Oct 21, 2014 - Oct 31, 2014

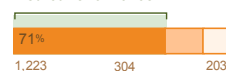
Subject Proficiency by Demographic

How can decisions be informed based upon different demographics' subject proficiencies?

Highest Subjects —————> Lowest Subjects

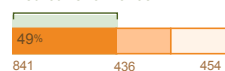
ENGLISH

District Performance



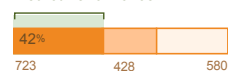
READING

District Performance



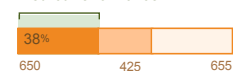
MATH

District Performance



SCIENCE

District Performance

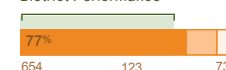


MILLARD PUBLIC
SCHOOLS

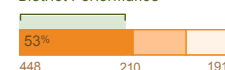
Gender

Female

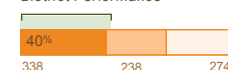
District Performance



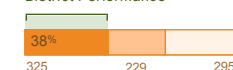
District Performance



District Performance



District Performance

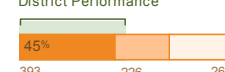


Male

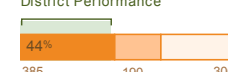
District Performance



District Performance



District Performance



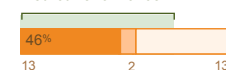
District Performance



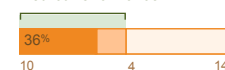
Race / Ethnicity

American Indian
/Alaska Native

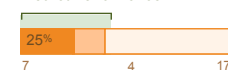
District Performance



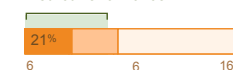
District Performance



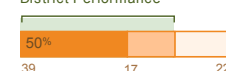
District Performance



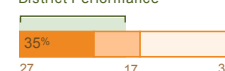
District Performance

Black /African
American

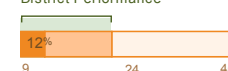
District Performance



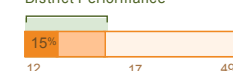
District Performance



District Performance



District Performance



Not Categorized

4 Students or Less

4 Students or Less

4 Students or Less

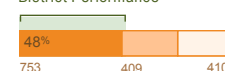
4 Students or Less

White

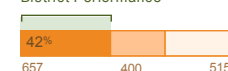
District Performance



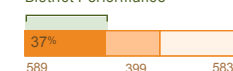
District Performance



District Performance



District Performance

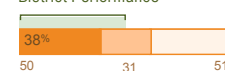


Hispanic or Latino

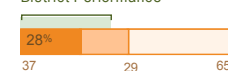
District Performance



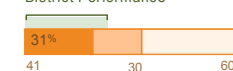
District Performance




District Performance



District Performance

Native Hawaiian
/Other Pacific
Islander

District Performance



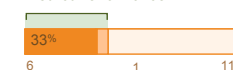
District Performance



District Performance




District Performance

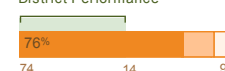


Asian

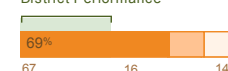
District Performance



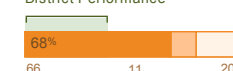
District Performance



District Performance



District Performance



Results for groups with 4 or fewer students are not shown

Legend: ACT Readiness Levels

Ready Close In Need of Support

999 — Student Counts

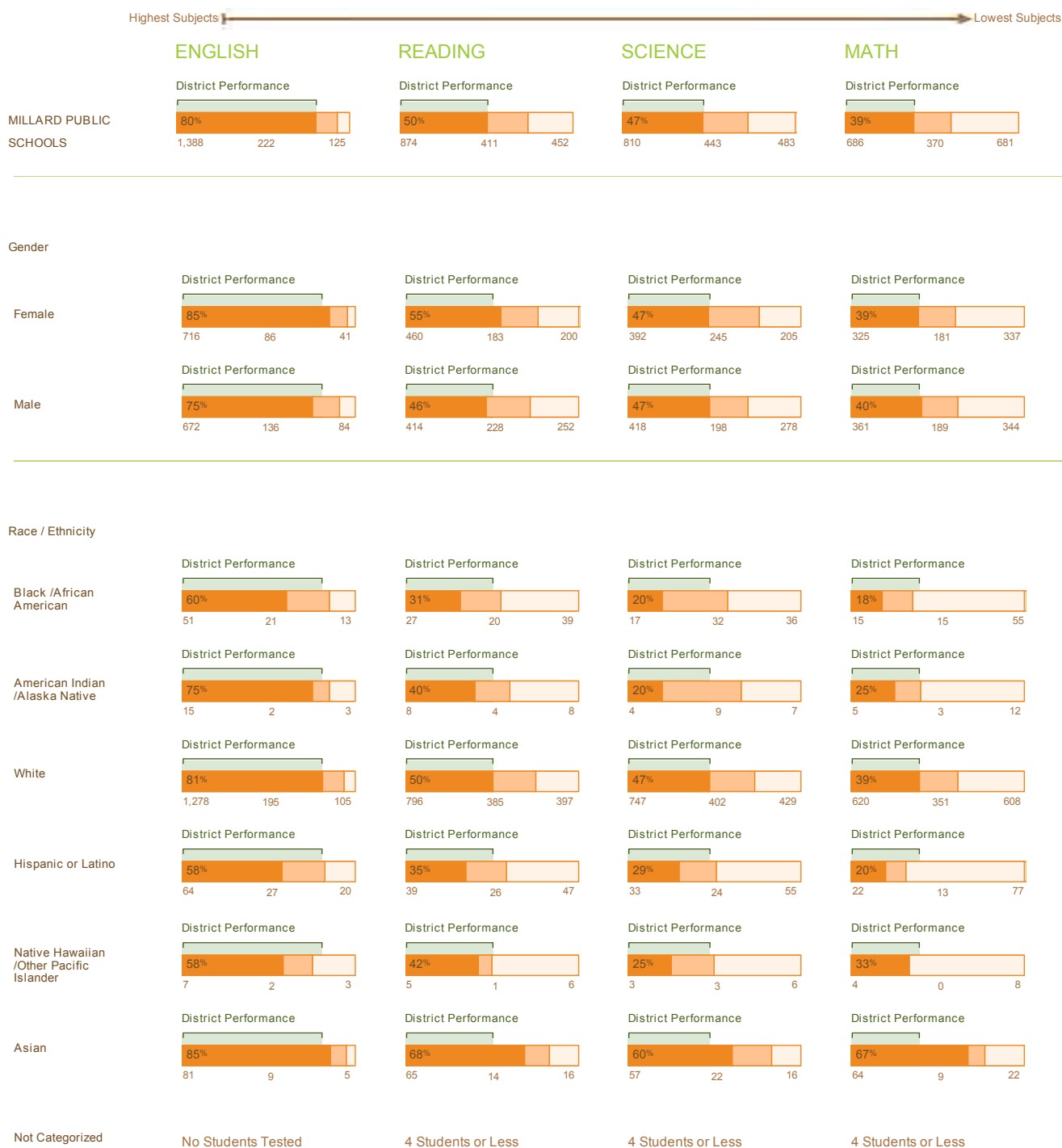
MILLARD PUBLIC SCHOOLS

Grade 10

District ID: 28-0017
ACT Aspire Summative, Assessed Oct 21, 2014 - Nov 24, 2014

Subject Proficiency by Demographic

How can decisions be informed based upon different demographics' subject proficiencies?



Results for groups with 4 or fewer students are not shown

Legend: ACT Readiness Levels

999 — Student Counts

Ready Close In Need of Support

AGENDA SUMMARY SHEET

AGENDA ITEM: **STAR Assessment Pilot Results**

MEETING DATE: April 20, 2015

DEPARTMENT: Educational Services: Assessment, Research, and Evaluation

TITLE AND BRIEF DESCRIPTION: Results of the spring 2015 STAR Pilot

ACTION DESIRED: X Information Only

BACKGROUND:

RECOMMENDATIONS: After a progress check on STAR Pilot results, Millard Public Schools will not adopt STAR Assessment for the upcoming school year. It is recommended that the District Assessment Committee continues to consider options regarding benchmark measures.

STRATEGIC PLAN

REFERENCE: Current Strategy 2 "We will develop and implement plans utilizing instructional best practices, formative and summative assessments and student data designed to ensure that all students are college and career ready."

RESPONSIBLE

PERSONS: Dr. Mark Feldhausen, Dr. Tami Williams, & Members of the 2014-2015 District Assessment Committee

SUPERINTENDENT APPROVAL: ____



BOARD ACTION:

Members of the 2014-2015 District Assessment Committee: Jennifer Carson, Angela Carter, Dr. Pat Crum, Andy DeFreece, Tara Fabian, Mandy Hartz, Amanda Hunt, Terry Houlton, Dr. Nancy Johnston, Michelle Klug, Bob Lamberty, Keith Maly, ShelleyMcCabe, Brett Metzger, Eve Norton, Angie Peterson, Dr. Jennifer Reid, Tim Royers, Joyce Rozelle, Cindy Scharff, Shelley Schmitz, Anna Thoma, and Dr. Tami Williams

STAR Pilot Timeline Summary:

December 1, 2014	Pilot Request Approval Board of Education
	Buildings invited for the STAR pilot and accepted. <ul style="list-style-type: none"> • STAR Reading: Harvey, Hitchcock, Reagan, RMS • STAR Math: Bryan, Ezra, Rohwer, CMS • STAR Early Literacy: Cather, Neihardt, Rockwell • Also, high school sections of math and reading participated.
December 18, 2014 2:30 – 4:30 pm	Professional Development for pilot building representatives. <ul style="list-style-type: none"> • Participants will comprehend how to access and administer the STAR assessments. Participants will preview most commonly used STAR reports.
February 4, 2015 RWSSC	Professional Development for Reading and Math pilot building representatives. <ul style="list-style-type: none"> • Participants will reflect on winter benchmark logistics and analyze STAR reports. (altered due to snow day – instead of all day at ESU 3, this became an optional half day training at RWSSC and required half day make up later)
February 5, 2015 8:00 am – 4:30 pm ESU 3	Professional Development for Early Literacy pilot building representatives. <ul style="list-style-type: none"> • Participants will reflect on winter benchmark logistics, analyze STAR reports, and compare/contrast with current measures of early literacy.
February 9, 2015 RWSSC (required half day make up from snow day)	Professional Development for Reading and Math pilot building representatives. <ul style="list-style-type: none"> • Participants will compare/contrast STAR measures with reading and math current measures.
February 12, 2015 Millard South High School	High School teachers participating in the Reading and Math Pilot met with Dr. Williams to discuss, brainstorm, and finalize expectations around pilot progress monitoring and other assessment administration expectations.
30 minute web ex phone calls scheduled from February 23, 2015 through March 2, 2015	Collaborative, online “meetings” to check in regarding questions and report review. Each pilot group was invited to a specific time, just for that group. Different groups include elementary reading, elementary math, early literacy, middle school and high school.
March 10 – March 25, 2015	Pilot building stakeholders were invited to participate in a STAR feedback survey
March 13, 2015	Hanover winter benchmark data review completed and delivered to the District.
April 1, 2015	District Assessment Committee meeting to review STAR pilot progress. The Committee reviewed pilot survey results, winter benchmark comparisons, and assessment administration timing analysis.
April 2, 2015	Recommendation to discontinue the STAR pilot and maintain the District Assessment Committee for the 15-16 year was reviewed and approved and by Dr. Feldhausen
April 3, 2015	STAR Pilot Buildings notified of decision to discontinue STAR pilot

AGENDA SUMMARY SHEET

AGENDA ITEM: Investment Report

MEETING DATE: April 20, 2015

DEPARTMENT: Business

TITLE & BRIEF DESCRIPTION: Investment Report – A report of the current investments and investment practices of the district.

ACTION DESIRED: Approval ____ Discussion ____ Information Only x

BACKGROUND: Attached is the Quarterly Investment Report for the period ending March 31, 2015.

OPTIONS AND ALTERNATIVES: n/a


RECOMMENDATION: n/a

STRATEGIC PLAN REFERENCE: n/a

IMPLICATIONS OF ADOPTION/REJECTION: n/a

TIMELINE: n/a

RESPONSIBLE PERSON: Chris Hughes (Accounting Manager) & Ken Fossen (Assoc. Supt.)

SUPERINTENDENT'S APPROVAL:  _____

Millard Public Schools
Investment of Funds
March 31, 2015

Nebraska School District Liquid Asset Fund

The Millard Public Schools utilizes the Nebraska School District Liquid Asset Fund (referred to as either NSDLAF or CADRE, the financial services firm which manages the fund) for day-to-day investing. NSDLAF was established in 1988. The fund is offered exclusively to Nebraska school districts, educational service units, and technical community colleges. The fund's objective is to allow school districts to pool their dollars for investment. The fund invests in items permitted by Nebraska law (i.e. repurchase agreements, U.S. Government Agency Obligations, U.S. Treasury Bills and Certificates of Deposit).

MPS maintains two liquid accounts that can be accessed daily. The General Fund, Food Service Fund, Administrative Activity Fund, Special Building Fund, Depreciation Fund, Construction Fund and Employee Benefit Fund utilize one account. This account is used throughout the month as taxes, state aid, etc. are received and as bills or payroll are paid. The other account is utilized by the various middle schools. As of March 31, 2015, the 7-day current yield for these accounts was 0.01%. MPS also utilizes long term fixed investments (examples: 30, 60, 90 day US Government Securities, Certificates of Deposits, etc). The current rate of return depends on the term. Currently, the district is not using term fixed investments.


Sweep Account for General Checking Account

Each day, any balance remaining in the District's main checking account above the level necessary to avoid service charges is invested in either U.S. Government agency backed repurchase agreements (amounts under \$25,000) or commercial paper notes (amounts over \$25,000). The interest rate for the sweep account is currently 0.01%.

Bond Fund Trust Account at First National Bank of Omaha

Taxes and other revenues received for the repayment of bond principal and interest are invested through the trust department at First National Bank of Omaha. The funds are invested in U.S. Treasury Bills, individual U.S. Government Agency backed securities, or a money market account which invests in U.S. Government backed agency securities, based on the funds available, the time line until the next debt service payment, and the available yields. The trust account balance as of March 31, 2015 was \$18,125,599.82.


AGENDA SUMMARY SHEET

AGENDA ITEM:	Bond Construction Report
MEETING DATE:	April 20, 2015
DEPARTMENT:	General Administration
TITLE & BRIEF DESCRIPTION:	Construction Report – A report from the District’s construction management firm with regard to the progress on projects related to the 2013 bond issue.
ACTION DESIRED:	Approval <input type="checkbox"/> Discussion <input type="checkbox"/> Information Only <input checked="" type="checkbox"/> .
BACKGROUND:	<p>The District has engaged the services of Sampson Construction to act as the construction manager for the District’s construction/renovation projects related to the 2013 bond issue.</p> <p>Dave Cavlovic (Samson Construction) will be present at the meeting to present the construction update (see attached) and to answer questions.</p>
OPTIONS AND ALTERNATIVES:	n/a
RECOMMENDATION:	n/a
STRATEGIC PLAN REFERENCE:	n/a
IMPLICATIONS OF ADOPTION/REJECTION:	n/a
TIMELINE:	n/a
RESPONSIBLE PERSON:	Sampson Construction (CMa), Ed Rockwell (Gen. Mgr. Support Services), and Ken Fossen, Associate Superintendent (General Administration)
SUPERINTENDENT’S APPROVAL:	

MILLARD PUBLIC SCHOOLS

Bond Construction Progress Report

April 2015



Sampson
Construction

www.sampson-construction.com

4/14/2015

Bond Construction Progress Report

Contents

- I. Executive Summary
- II. Project Status Report
 - a. **Bryan Elementary - Active**
 - b. Black Elk Elementary - Closeout
 - c. **North High School – Active**
 - d. South High School – Pending
 - e. West High School – Pending
 - f. **Ron Witt Support Services Center - Active**
 - g. **Abbott Elementary – Active**
 - h. Ackerman Elementary - Closeout
 - i. Aldrich Elementary - Closeout
 - j. Cottonwood Elementary - Closeout
 - k. **Ezra Elementary – Active**
 - l. Harvey Oaks Elementary - Closeout
 - m. **Hitchcock Elementary - Active**
 - n. **Disney Elementary – Active**
 - o. **Montclair Elementary - Active**
 - p. Neihardt Elementary – Pending
 - q. **Rockwell Elementary – Active**
 - r. Upchurch Elementary – Pending
 - s. **Willowdale Elementary – Active**
- III. Overall Project Schedule
- IV. Overall Project Budget



4/14/2015



Executive Summary

The projects that currently have construction activities taking place on-site are North High, Bryan, and Ron Witt. The other Open-to-Close projects that will be active this summer are all in the procurement stage. And those projects yet to be started are West High, South High, Neihardt, and Upchurch. Neihardt and Upchurch will begin design in early summer for construction to begin in the summer of 2016.

It has been decided that the projects at West High and South High will be placed on hold at this time. This decision is based on the pending selective abandonment decisions that will be taking place that could significantly affect the programming and design of both projects.

The short summary below is a snapshot of the budget status, in round numbers, as it relates to contingency as a whole. This snapshot includes Sampson managed projects of \$37,035,969, but is representative of the complete 2013 Bond Budget of \$79,965,000.

First, it is important to understand that, in terms of dollars, the Bond is 21% complete, 40% in construction, and 39% still in the planning stage. The contingency increase shown below for completed projects consists of the balance of unused soft costs and contingency increase combined. The other values are based on current estimates and assuming that projects track historically similar.

Starting Contingency Amount		\$5.98 million
Completed	add	\$0.78 million
In Construction	add	\$0.83 million
Lighting (awarded/out for bid)	less	(\$1.23 million)
Funds from Hail Insurance	add	\$0.43 million
Current Contingency		\$6.79 million

4/14/2015

Project #1

Bryan Elementary Interior and Exterior Renovations

5010 S 144th Street, 68137

Architect/Engineer: BCDM / Morrissey

General Contractor: F&B Constructors

Project Budget: \$4,300,956

Estimated Construction Budget: \$3,258,300

Construction Start: Spring 2014

Construction Completion: Summer 2015

Scope Description:

This project consists of the removal and replacement of the existing exterior curtain walls. This includes the glazing, electrical, and mechanical fin tubes. The building will get re-roofed with the exception of the North addition. Interior renovation will include four new ADA restrooms, finishes and lighting. The building will receive a new secure entry vestibule along with new kindergarten corridor openings. Other updates include upgrading fire alarm system, occupancy sensors, intercom system and mechanical systems as budget allows.

Project Photos:**Current Activity:**

Construction is scheduled to begin again very soon on the exterior façade, weather permitting. Phase II of the interior work will begin when school is out for the summer.



4/14/2015



Project #2/14

Black Elk Elementary Classroom and MP Room Additions6708 S. 161st Ave, 68135

Architect/Engineer: Carlson West Povondra/Morrissey

General Contractor: Prairie Construction

Project Budget: \$2,138,730

Estimated Construction Budget: \$1,620,250

Construction Start: Spring of 2014

Construction Completion: Fall 2014

Scope Description:

This project consists of a single story 6 classroom addition of approximately 6,000SF on the Southwest corner of the building, a 3,500SF multi-purpose addition on the North side of the building, and lockable classroom doors. Site work will be required to accommodate the additions.

Project Photos:**Current Activity:**

Complete

4/14/2015

Project #3

North High School Connector Addition and Renovation1010 S. 144th St., 68154

Architect/Engineer: BCDM / Morrissey

General Contractor: PHI: KE Flex

Project Budget: \$11,574,756

PHII: Lund-Ross

Estimated Construction Budget: \$8,768,755

Construction Start: Spring 2015

Construction Completion: Summer 2016

Scope Description:

Scope includes the addition of the main and second level corridors between the North and South classroom wings. A new secure main entrance will be established along with a new administration/guidance program area. A lecture hall will be incorporated into the new layout. New paint and flooring in areas affected by construction. Fire sprinkler system will be provided as required by fire marshal.

Project Photos:**Current Activity:**

Construction of the exterior temporary walks is complete in preparation for the relocation of the main entrance to the south end of the building. The renovation of the temporary administrative area is underway and on schedule for completion May 15 (Phase I).



4/14/2015



Project #4
South High School Industrial Tech Addition and Renovation
14905 Q St., 68137

Architect/Engineer: BCDM / Morrissey

General Contractor:

Project Budget: \$2,697,712

Estimated Construction Budget: \$2,043,721

Construction Start: Spring 2016

Construction Completion: Fall 2017

Scope Description:

This project consists of a 5,000SF Industrial Technology addition and renovation of the existing Industrial Technology, Metal Shop, and Graphics space. The addition will be on the west and will begin in the spring of 2016. Finishes inside the existing building will be limited to the renovation of the previously mentioned spaces.

Current Activity:

Pending



4/14/2015



Project #5

West High School Industrial Tech Addition and Renovation5710 S 176th Ave, 68135

Architect/Engineer: Purdy and Slack / Morrissey

General Contractor:

Project Budget: \$1,560,236

Estimated Construction Budget: \$1,181,997

Construction Start: Spring of 2016

Construction Completion: Fall 2017

Scope Description:

This project consists of a 4,800SF Industrial Technology addition and renovation of the existing Industrial Technology, Labs and Classroom space. The addition will be near the Southwest side of the building and will begin in the spring of 2016. This work will be on-going during the school year and will need to be completed prior to renovation work in the existing school being done. The renovation work will be scheduled at times when the school is not occupied, or at least the renovation area is not occupied. Finishes inside the existing building will be limited to the renovation of the previously mentioned spaces. The renovation space in this project is significantly smaller than that at South High School.

Current Activity:

Pending

4/14/2015

Project #6

Ron Witt Support Services Center Phase II Exterior Renovation

13737 Industrial Road, 68137

Architect/Engineer: BCDM / Morrissey

General Contractor: Lueder

Project Budget: \$696,767

Estimated Construction Budget: \$527,854

Construction Start: Summer 2014

Construction Completion: July 15th

Scope Description:

Project includes the renovation of the existing exterior conditions for the portion of the main building that was not remodeled in 2010. Remodel includes new TPO roof (approximately 53,000 SF), skylights, exterior hollow metal and overhead doors. Budget also includes replacing of corroded room and sidewall panels and repainting of sidewalls. Rebuild approximately 2,250 sf of the exterior walls at old cafeteria. And install new gutters and downspouts as well.

Project Photos:

Current Activity: Construction is underway on both the exterior wall and the roof. This project is currently on schedule.



4/14/2015



Project #7

Abbott Elementary Open to Close

1313 N. 156th St, 68118

Architect/Engineer: Purdy and Slack / Morrissey

General Contractor: Prairie Construction

Project Budget: \$849,734

Estimated Construction Budget: \$643,738

Construction Start: Summer 2015

Construction Completion: Summer 2015

Scope Description:

Scope includes new doors to classrooms from the corridor. These doors will be provided with classroom security locksets. Replacement of finishes will be limited to those affected by construction. Mechanical work will be limited to that affected by the newly enclosed spaces.

Current Activity:

Prairie Construction has been awarded this project, and procurement of material has begun.



4/14/2015



Project #8

Ackerman Elementary Open to Close

5110 S. 156th St, 68135

Architect/Engineer: Carlson West Povondra / Morrissey

General Contractor: F&B Constructors

Project Budget: \$235,636

Estimated Construction Budget: \$178,512

Construction Start: Summer 2014

Construction Completion: Summer 2014

Scope Description:

Scope includes new doors to classrooms from the corridor. These doors will be provided with classroom security locksets. Replacement of finishes will be limited to those affected by construction. Mechanical work will be limited to that affected by the newly enclosed spaces.

Project Photos:

Current Activity:

Complete



4/14/2015



Project #9

Aldrich Elementary Open to Close

506 N. 162nd Ave, 68118

Architect/Engineer: CLH / Farris

General Contractor: Holtze

Project Budget: \$647,812

Estimated Construction Budget: \$490,767

Construction Start: Summer 2014

Construction Completion: Summer 2014

Scope Description:

Scope includes new doors to classrooms from the corridor. These doors will be provided with classroom security locksets. Replacement of finishes will be limited to those affected by construction. Mechanical work will be limited to that affected by the newly enclosed spaces

Project Photos:

Current Activity:

Complete



4/14/2015



Project #10

Cottonwood Elementary Open to Close

615 Piedmont Dr. 68154

Architect/Engineer: Purdy and Slack

General Contractor: Prairie Construction

Project Budget: \$962,391

Estimated Construction Budget: \$729,084

Construction Start: Summer 2014

Construction Completion: Summer 2014

Scope Description:

Scope includes new doors to classrooms from the corridor. These doors will be provided with classroom security locksets. Replacement of finishes will be limited to those affected by construction. Mechanical work will be limited to that affected by the newly enclosed spaces

Project Photos:

Current Activity:

Complete



4/14/2015



Project #11

Ezra Elementary Open to Close

506 N. 162nd Ave, 68118

Architect/Engineer: Purdy and Slack / Morrissey

General Contractor: McGinnis Construction

Project Budget: \$842,346

Estimated Construction Budget: \$638,141

Construction Start: Summer 2015

Construction Completion: Summer 2015

Scope Description:

Scope includes new doors to classrooms from the corridor. These doors will be provided with classroom security locksets. Replacement of finishes will be limited to those affected by construction. Mechanical work will be limited to that affected by the newly enclosed spaces

Current Activity:

McGinnis Construction has been awarded this project, and procurement of material has begun.



4/14/2015



Project #12

Harvey Oaks Elementary Open to Close

15228 Shirley St, 68144

Architect/Engineer: Purdy and Slack / Morrissey

General Contractor: Hargrave

Project Budget: \$767,518

Estimated Construction Budget: \$581,453

Construction Start: Summer 2014

Construction Completion: Summer 2014

Scope Description:

Scope includes new doors to classrooms from the corridor. These doors will be provided with classroom security locksets. Replacement of finishes will be limited to those affected by construction. Mechanical work will be limited to that affected by the newly enclosed spaces

Project Photos:

Current Activity:

Complete



4/14/2015



Project #13

Hitchcock Elementary Open to Close

5809 S. 104th St. 68127

Architect/Engineer: Reinhardt / Alvine

General Contractor: Lund-Ross

Project Budget: \$198,238

Estimated Construction Budget: \$150,180

Construction Start: Summer 2015

Construction Completion: Summer 2015

Scope Description:

Scope includes new doors to classrooms from the corridor. These doors will be provided with classroom security locksets. Replacement of finishes will be limited to those affected by construction. Mechanical work will be limited to that affected by the newly enclosed spaces

Current Activity:

Project has been awarded to Lund-Ross Construction and is in the procurement stage.



4/14/2015



Project #15

Disney Elementary Open to Close

506 N. 162nd Ave, 68118

Architect/Engineer: Purdy and Slack / Morrissey

General Contractor: Meco-Henne

Project Budget: 2,009,568

Estimated Construction Budget: \$1,522,400

Construction Start: Summer 2015

Construction Completion: Summer 2015

Scope Description:

This project was originally scheduled for two summers. After a review of the existing conditions, the scope was able to be significantly reduced and still comply with the Bond objectives. Therefore, the timeframe required for construction was reduced and work will now be limited to the summer of 2015.

Current Activity:

Project has been awarded to Meco-Henne Construction and is in the procurement stage.



4/14/2015



Project #16

Montclair Elementary Open to Close2405 S. 138th St., 68144

Architect/Engineer: Purdy and Slack / Morrissey

General Contractor: Rife Construction

Project Budget: \$1,859,352

Estimated Construction Budget: \$1,408,600

Construction Start: Summer 2014

Construction Completion: Summer 2015

Scope Description:

This project is currently scheduled for two summers of work due to the amount of new walls that will need to be added in order to close the classroom spaces. Renovations of finishes are still limited to the areas directly impacted. Mechanical work will be limited to that affected by the newly enclosed spaces. This project will most likely see less hard walls than shown in the RFP documents because of the Montessori Program.

Project Photos:**Current Activity:**

Phase I of this project was substantially complete, as required on 7-30-14. This project will resume over summer in 2015. Work is not scheduled during the school year.



4/14/2015



Project #17

Neihardt Elementary Open to Close506 N. 162nd Ave, 68118

Architect/Engineer: Purdy and Slack / Morrissey

General Contractor:

Project Budget: \$3,491,400

Estimated Construction Budget: \$2,645,000

Construction Start: Summer 2016

Construction Completion: Summer 2017

Scope Description:

This project is currently scheduled for two summers of work due to the amount of new walls that will need to be added in order to close the classroom spaces. Renovations of finishes are still limited to the areas directly impacted. Mechanical work will be limited to that affected by the newly enclosed spaces.

Current Activity:

Pending

4/14/2015

Project #18

Rockwell Elementary Open to Close506 N. 162nd Ave, 68118

Architect/Engineer: BCDM / Morrissey

General Contractor: Lund-Ross

Project Budget: \$1,121,604

Estimated Construction Budget: \$849,700

Construction Start: Summer 2015

Construction Completion: Summer 2015

Scope Description:

This project will enclose the classrooms with corridor walls and lockable doors. Renovation of finishes will be limited to those directly affected by construction. Mechanical Work will be limited to that affected by the newly enclosed spaces.

Project Photos:**Current Activity:**

The water service to the building for the fire sprinkler has been completed. Interior work is scheduled to begin when school is out for summer.



4/14/2015



Project #19

Upchurch Elementary Open to Close506 N. 162nd Ave, 68118

Architect/Engineer: CLH / Morrissey

General Contractor:

Project Budget: \$67,980

Estimated Construction Budget: \$51,500

Construction Start: Summer 2016

Construction Completion: Summer 2016

Scope Description:

This project will enclose the classrooms with corridor walls and lockable doors. Renovation of finishes will be limited to those directly affected by construction. Mechanical work will be limited to that affected by the newly enclosed spaces.

Current Activity:

Pending



4/14/2015



Project #20

Willowdale Elementary Open to Close

506 N. 162nd Ave, 68118

Architect/Engineer: Purdy and Slack / Morrissey

General Contractor: Meco-Henne

Project Budget: \$1,013,232

Estimated Construction Budget: \$767,600

Construction Start: Summer 2015













Construction Completion: Summer 2015



















Scope Description:



















This project will enclose the classrooms with corridor walls and lockable doors. Renovation of finishes will be limited to those directly affected by construction. Mechanical work will be limited to that affected by the newly enclosed spaces.







Current Activity:

This project has been awarded to Meco-Henne and is in the procurement stage.

Project: MPS Overall Date: Tue 4/14/15	Task		Summary		External Milestone		Inactive Summary		Manual Summary Rollup		Finish-only	
	Split		Project Summary		Inactive Task		Manual Task		Manual Summary		Deadline	
	Milestone		External Tasks		Inactive Milestone		Duration-only		Start-only		Progress	
Page 1												

Project: MPS Overall Date: Tue 4/14/15	Task		Summary		External Milestone		Inactive Summary		Manual Summary Rollup		Finish-only	
	Split		Project Summary		Inactive Task		Manual Task		Manual Summary		Deadline	
	Milestone		External Tasks		Inactive Milestone		Duration-only		Start-only		Progress	
Page 2												

Project: MPS Overall Date: Tue 4/14/15	Task		Summary		External Milestone		Inactive Summary		Manual Summary Rollup		Finish-only	
	Split		Project Summary		Inactive Task		Manual Task		Manual Summary		Deadline	
	Milestone		External Tasks		Inactive Milestone		Duration-only		Start-only		Progress	

Project: MPS Overall Date: Tue 4/14/15	Task		Summary		External Milestone		Inactive Summary		Manual Summary Rollup		Finish-only	
	Split		Project Summary		Inactive Task		Manual Task		Manual Summary		Deadline	
	Milestone		External Tasks		Inactive Milestone		Duration-only		Start-only		Progress	

		Construction					Soft Costs (22%)			Contingency (10%)		
Project Name	Total Project Budget	Construction Budget	Contract Award	Change Orders \$	Change Orders %	Latest Estimate	Soft Cost Budget	Soft Cost Committed	Soft Cost Balance	Contingency Budget	Contingency Change	Contingency Balance
Additions & Renovations (Sampson Cma)												
Bryan Elem	4,300,956	3,258,300	3,026,000	157,832	5.22%	3,183,832	716,826	458,329	258,497	325,830	74,468	400,298
Black Elk Elem	2,138,730	1,620,250	1,689,000	28,109	1.66%	1,717,109	356,455	324,764	31,691	162,025	(65,168)	96,857
North High	11,574,757	8,768,755	9,840,150	0	0.00%	9,840,150	1,929,126	867,877	1,061,249	876,876	(1,071,395)	(194,520)
South High	2,697,712	2,043,721	0	0	0.00%	2,043,721	449,619	200,397	249,222	204,372	0	204,372
West High	1,560,236	1,181,997	0	0	0.00%	1,181,997	260,039	96,604	163,435	118,200	0	118,200
Ron Witt	696,767	527,854	600,210	0	0.00%	600,210	116,128	88,725	27,403	52,785	(72,356)	(19,571)
Open to Closed Renovations (Sampson Cma)												
Abbott	849,734	643,738	702,400	0	0.00%	643,738	141,622	85,266	56,357	64,374	0	64,374
Ackerman	235,636	178,512	130,000	0	0.00%	130,000	39,273	29,472	9,800	17,851	58,312	76,163
Aldrich	647,812	490,767	350,750	(5,483)	-1.56%	345,267	107,969	71,729	36,240	49,077	181,740	230,817
Cottonwood	962,391	729,084	380,000	11,942	3.14%	391,942	160,398	103,602	56,797	72,908	393,939	466,847
Ezra	842,346	638,141	448,770	0	0.00%	448,770	140,391	83,316	57,075	63,814	189,371	253,185
Harvey Oaks	767,518	581,453	351,012	17,020	4.85%	368,032	127,920	85,335	42,584	58,145	256,005	314,151
Hitchcock	198,238	150,180	282,900	0	0.00%	282,900	33,040	40,405	(7,365)	15,018	(132,720)	(117,702)
Black Elk	Incl. above	Incl. above	Incl. above	Incl. above	Incl. above	Incl. above	Incl. above	Incl. above	Incl. above	Incl. above	Incl. above	Incl. above
Disney	2,009,568	1,522,400	629,300	0	0.00%	629,300	334,928	148,286	186,642	152,240	893,100	1,045,340
Montclair	1,859,352	1,408,600	1,385,533	17,823	1.29%	1,403,356	309,892	168,905	140,987	140,860	5,244	146,104
Neihardt	3,491,400	2,645,000	0	0	0.00%	2,645,000	581,900	191,854	390,046	264,500	0	264,500
Rockwell	1,121,604	849,700	773,900	0	0.00%	773,900	186,934	100,317	86,617	84,970	75,800	160,770
Upchurch	67,980	51,500	0	0	0.00%	51,500	11,330	16,816	(5,486)	5,150	0	5,150
Willowdale	1,013,232	767,600	606,500	0	0.00%	606,500	168,872	84,631	84,241	76,760	161,100	237,860
Total Sampson CMA	\$37,035,969	\$28,057,552	\$21,196,425	\$227,243	1.07%	\$27,287,224	\$6,172,661	\$3,246,629	\$2,926,032	\$2,805,755	\$947,440	\$3,753,195
Additions												
Rohwer	1,980,000	1,500,000	1,687,900	93,760	5.55%	1,781,660	330,000	319,754	10,246	150,000	(271,414)	(121,414)
Upchurch	1,830,605	1,386,822	1,469,972	59,968	4.08%	1,529,940	305,101	280,902	24,198	138,682	(118,919)	19,763
Total MPS Additions	\$3,810,605	\$2,886,822	\$3,157,872	\$153,728	4.87%	\$3,311,600	\$635,101	\$600,657	\$34,444	\$288,682	(\$390,333)	(\$101,651)
Electronic Security (MPS)												
13 Phase I Video Intercoms* **	1,136,166	629,696	780,469	(4,825)	-0.62%	775,645	443,500	463,802	(20,302)	62,970	(145,949)	(82,979)
14 Phase IIA Intrusion Detection **	960,500	470,000	284,126	22,326	7.86%	306,452	443,500	459,113	(15,613)	47,000	163,548	210,548
14 Phase IIB Intrusion Detection **	1,246,500	730,000	315,567	34,261	10.86%	349,828	443,500	458,447	(14,947)	73,000	380,172	453,172
15 Phase III Integration **	931,667	1,466,668	341,500	0	0.00%	341,500	443,500	802,234	(358,734)	146,667	0	146,667
16 Phase IV Integration	1,125,168	0	0	0	0.00%	1,125,168	0	0	0	0	0	0
Interior Security (MPS)												
13 Phase I HS Classroom Locks	144,896	109,770	17,700	0	0.00%	17,700	24,149	61,563	(37,413)	10,977	54,657	65,634
13 Phase II MS Classroom Locks	138,653	105,040	19,400	4,511	23.25%	23,911	23,109	60,989	(37,880)	10,504	43,249	53,753
13 Phase III Elem Classroom Locks	196,020	148,500	27,023	825	3.05%	27,848	32,670	157,023	(124,353)	14,850	(3,701)	11,149
14 Phase IV Panic Device Locks	670,164	507,700	15,689	0	0.00%	15,689	111,694	114,074	(2,380)	50,770	489,631	540,401
Total MPS Security	\$6,549,734	\$4,167,374	\$1,801,474	\$57,099	3.17%	\$2,983,741	\$1,965,622	\$2,577,245	(\$611,623)	\$416,737	\$981,607	\$1,398,345
Summer Projects (MPS) 2014												
13 Buell Stair Railing Improvements	0	0	15,700	0	0.00%	15,700	0	21,362	(21,362)	0	(37,062)	(37,062)

Project Name	Total Project Budget	Construction Budget	Contract Award	Change Orders \$	Change Orders %	Latest Estimate	Soft Cost Budget	Soft Cost Committed	Soft Cost Balance	Contingency Budget	Contingency Change	Contingency Balance
14 Ackerman Roof Coat	184,800	140,000	104,493	0	0.00%	104,493	30,800	24,120	6,681	14,000	42,188	56,188
14 Cody Re-roof Phase I	531,300	402,500	211,778	1,815	0.86%	213,593	88,550	67,801	20,749	40,250	209,656	249,906
14 Neihardt Skylight	161,436	122,300	237,096	0	0.00%	237,096	26,906	14,679	12,227	12,230	(102,569)	(90,339)
14 Norris Phase I Roof	349,800	265,000	153,146	12,013	7.84%	165,159	58,300	58,086	214	26,500	100,055	126,555
14 Willowdale Paving	323,400	245,000	298,401	0	0.00%	298,401	53,900	57,693	(3,793)	24,500	(57,194)	(32,694)
14 CMS P2 Drain Imp	211,530	160,250	191,672	13,528	7.06%	205,200	35,255	35,621	(366)	16,025	(45,316)	(29,291)
14 CMS Fire Detec Rpl	231,000	175,000	186,670	40,279	21.58%	226,949	38,500	15,627	22,873	17,500	(29,076)	(11,576)
14 CMS Floor Repl Media	184,800	140,000	140,280	6,553	4.67%	146,833	30,800	88,637	(57,837)	14,000	(64,669)	(50,669)
14 KMS Track Repl	382,800	290,000	271,525	133	0.05%	271,658	63,800	63,842	(42)	29,000	18,300	47,300
14 KMS Int Key Conv	44,880	34,000	0	0	0	0	7,480	17,496	(10,016)	3,400	23,984	27,384
14 NMS Kitchen & Fire Repl	135,960	103,000	97,900	308	0.31%	98,208	22,660	12,906	9,754	10,300	14,546	24,846
14 NMS Ext Door & Win Repl	27,720	21,000	16,995	0	0.00%	16,995	4,620	10,859	(6,239)	2,100	(2,234)	(134)
14 RMS Phase I Paving	204,600	155,000	159,240	3,591	2.26%	162,831	34,100	34,078	22	15,500	(7,810)	7,690
14 NHS Track Repl	145,200	110,000	108,144	0	0.00%	108,144	24,200	23,889	311	11,000	2,167	13,167
14 NHS Roof Coat	554,400	420,000	220,797	0	0.00%	220,797	92,400	44,068	48,332	42,000	247,535	289,535
14 NHS Pool Reno	2,059,200	1,560,000	1,860,000	90,678	4.88%	1,950,678	343,200	250,696	92,504	156,000	(298,174)	(142,174)
14 SHS P IV & V Roof	1,042,800	790,000	812,000	63,762	7.85%	875,762	173,800	166,002	7,798	79,000	(85,762)	(6,762)
14 SHS Tennis Resurf	70,752	53,600	97,874	0	0.00%	97,874	11,792	13,677	(1,885)	5,360	(46,159)	(40,799)
14 WHS Tennis Repl	501,600	380,000	497,940	0	0.00%	497,940	83,600	71,898	11,702	38,000	(106,238)	(68,238)
14 SHS P2 Elec Switch Repl	264,000	200,000	138,411	3,828	2.77%	142,239	44,000	17,607	26,393	20,000	84,154	104,154
14 Buell Seating	72,600	55,000	97,700	3,415	3.50%	101,115	12,100	6,652	5,448	5,500	(40,667)	(35,167)
14 DSAC P1 Paving	89,760	68,000	70,163	1,929	2.75%	72,092	14,960	25,702	(10,742)	6,800	(14,834)	(8,034)
Summer Projects (MPS) 2015												
15 AMS/KMS Cooling Tower Repl	146,520	111,000	188,513	0	0	188,513	24,420	22,913	1,507	11,100	(77,513)	(66,413)
15 Buell Repair Study	0	0	0	0	0	0	0	14,833	(14,833)	0	0	0
15 Buell Stadium Turf***	501,600	380,000	354,415	0	0	354,415	83,600	24,766	58,834	38,000	25,586	63,586
15 Stage Curtain Replacements***	0	0	0	0	0	0	0	20,350	(20,350)	0	0	0
15 Cody Floor Replacement	191,400	145,000	94,000	0	0	94,000	31,900	51,924	(20,024)	14,500	51,000	65,500
15 Neihardt/Rockwell Cooling Tower	99,000	75,000	107,950	0	0	107,950	16,500	16,914	(414)	7,500	(32,950)	(25,450)
15 NHS Band Floor Replacement	34,980	26,500	40,600	0	0	40,600	5,830	3,900	1,930	2,650	(14,100)	(11,450)
15 NHS Tennis Resurfacing	132,000	100,000	93,351	0	0	93,351	22,000	16,258	5,742	10,000	6,649	16,649
15 NMS RTU Replacement Phs I	681,120	516,000	507,250	0	0	507,250	113,520	81,764	31,756	51,600	8,750	60,350
15 RMS Track Replacement	330,000	250,000	248,903	0	0	248,903	55,000	54,689	311	25,000	1,097	26,097
15 SHS Roof Phs VI	198,000	150,000	119,698	0	0	119,698	33,000	38,610	(5,610)	15,000	30,302	45,302
15 Upchurch Heat Pump	47,520	36,000	35,100	0	0	35,100	7,920	5,101	2,819	3,600	900	4,500
15 WHS Drainage Improvements	118,800	90,000	91,463	0	0	91,463	19,800	24,677	(4,877)	9,000	(1,463)	7,538
15 WHS Track Spray/Stripe	79,860	60,500	58,743	0	0	58,743	13,310	7,894	5,416	6,050	1,757	7,807
15 Abbott Flooring (Sampson Alt)	118,800	90,000	0	0	0	90,000	19,800	0	19,800	9,000	0	9,000
15 Hitchcock Flooring (Sampson Alt)	145,200	110,000	0	0	0	0	24,200	0	24,200	11,000	110,000	121,000
15 Disney Flooring (Sampson Alt)	151,800	115,000	0	0	0	0	25,300	0	25,300	11,500	115,000	126,500
15 Rockwell Flooring (Sampson Alt)	231,000	175,000	0	0	0	0	38,500	0	38,500	17,500	175,000	192,500
	0					0	0		0	0	0	0
	0					0	0		0	0	0	0

Project Name	Total Project Budget	Construction Budget	Contract Award	Change Orders \$	Change Orders %	Latest Estimate	Soft Cost Budget	Soft Cost Committed	Soft Cost Balance	Contingency Budget	Contingency Change	Contingency Balance
Total MPS Summer Projects	\$10,981,938	\$8,319,650	\$7,927,910	\$241,832	3.05%	\$8,259,742	\$1,830,323	\$1,527,589	\$302,734	\$831,965	\$204,835	\$1,036,800
Lighting Energy Projects (MPS) 2015												
15 CMS Light Improvements	0	0	0	0	0	800,000	0	42,689	(42,689)	0	(800,000)	(800,000)
15 DSAC Light Improvements	0	0	171,477	0	0	171,477	0	11,056	(11,056)	0	(171,477)	(171,477)
15 Harvey Oaks Light Improvements	0	0	259,370	0	0	259,370	0	13,213	(13,213)	0	(259,370)	(259,370)
15 Rockwell Lighting (Sampson Alt)	0	0	0	0	0	0	0	0	0	0	0	0
	0					0	0		0	0	0	0
	0					0	0		0	0	0	0
	0					0	0		0	0	0	0
	0					0	0		0	0	0	0
	0					0	0		0	0	0	0
	0					0	0		0	0	0	0
Total MPS Lighting / Energy Projects	\$0	\$0	\$430,847	\$0	0.00%	\$1,230,847	\$0	\$66,957	(\$66,957)	\$0	(\$1,230,847)	(\$1,230,847)
Global Expenses	0	0	0	0	0	0	0	128,663	(128,663)	0	(128,663)	(128,663)
Funding from Insurance Claims	0	0	0	0	0	0	0	0	0	0	434,286	434,286
Future Years Summer Projects	21,586,755	16,353,602	0	0	0.00%	16,353,602	3,597,792	0	3,597,792	1,635,360	0	1,635,360
Total 2013 Bond Issue	\$79,965,000	\$59,785,000	\$34,514,528	\$679,902	1.97%	\$59,426,756	\$14,201,500	\$8,147,740	\$6,053,760	\$5,978,500	\$818,325	\$6,796,825

* Project Total Committed reflects Separate Funding from MPS Foundation

** Soft Cost Values do not reflect 22%

*** Emergency Fund Projects

Grey Cells Represent construction complete and Soft Cost Balance applied to Contingency

190 4/15/2015

Construction Manager	<i>Sampson</i>
Architect	<i>BCDM</i>
Engineer	<i>Morrissey</i>

[illegible]

5210 Construction Contract	\$ 3,258,300	\$ 3,183,832	F&B	\$ 2,179,821	68%	\$ 1,004,011
Subtotal	\$ 3,258,300	\$ 3,183,832		\$ 2,179,821		\$ 1,004,011
Project total	\$ 3,975,126	\$ 3,642,161		\$ 2,522,002	69%	\$ 1,120,159

**MILLARD PUBLIC SCHOOLS
PROJECT SUMMARY**

191/15/2015

Project name: Black Elk Elementary Classroom & MP Room Additions
Code 07-7860-1401-158-320-xxxxx

Construction Manager **Sampson**
Architect **Carlson West Povondra**
Engineer **Morrissey**

Bid Information		Construction Information	
Date out to Bid:	1/21/2014	General Contractor:	Prairie
Date Public Notice Posted:	1/23/2014	Construction Start:	3/17/2014
Date / Time Bids Due:	2-12-14 @ 10am	Construction Substantial Completion:	
Bid Location:	DSAC-A	Final Completion:	
Bid to BOE Packet:	2/11/2014	Liquidated Damages Start:	7-17-14 & 7-31-14
BOE Approval Date:	3/3/2014	Liquidated Damages \$/day:	\$ 2,000

Pentamation Cost Code	Original Budget	Contract Amount	Vendor Name	Invoiced to Date	% Invoiced	Balance to Invoice
Indirect costs						
3125 Cma fee		\$ 52,016	Sampson	\$ 48,845	94%	\$ 3,171
3120 A & E fee	\$ -	\$ 102,913	CWP	\$ 102,399	100%	\$ 514
3119 A & E additional services	\$ -	\$ -		\$ -	0%	\$ -
3920 Outsourced printing & distribution	\$ -	\$ 1,759	A&D	\$ 1,759	100%	\$ -
3126 Site survey	\$ -	\$ 3,612	E&A	\$ 3,612	100%	\$ -
3127 Geotechnical services	\$ -	\$ 20,590	Terracon	\$ 12,233	59%	\$ 8,357
3709 Environmental insp & mgmt	\$ -	\$ 4,550	AMI	\$ -	0%	\$ 4,550
3190 Contractor Direct	\$ -	\$ (3,385)	Lueder	\$ (3,385)	100%	\$ -
3190 Contractor Direct	\$ -	\$ -	Prairie	\$ -	0%	\$ -
3715 Asbestos abatement	\$ -	\$ -		\$ -	0%	\$ -
5301 MPS equipment	\$ -	\$ -		\$ -	0%	\$ -
9350 Security or fire watch services	\$ -	\$ -		\$ -	0%	\$ -
5335 Technology equipment	\$ -	\$ -		\$ -	0%	\$ -
4150 Moving supplies (MPS Dist)	\$ -	\$ 1,002		\$ 1,002	100%	\$ -
3270 Storage trailer rental	\$ -	\$ -		\$ -	0%	\$ -
3000 Consultant	\$ -	\$ 2,400	Matco	\$ 2,400	100%	\$ -
3190 Locate existing utilities - interior	\$ -	\$ 1,018	Waldinger	\$ 1,018	100%	\$ -
3000 Roof Consultant	\$ -	\$ 23,000	RSI	\$ 23,000	100%	\$ -
5223 Commissioning	\$ -	\$ 7,200	Morrissey	\$ 7,200	100%	\$ -
3195 Security	\$ -	\$ 3,133	Prime Comm	\$ -	0%	\$ 3,133
3190 Locate existing Utilities - Exterior	\$ -	\$ 4,575	ESI	\$ 4,575	100%	\$ -
3190 Locate existing Utilities - Exterior	\$ -	\$ 10,156	Tritz	\$ 10,156	100%	\$ -
3520 Public Notice	\$ -	\$ 17	Daily Record	\$ 17	100%	\$ -
3000 Cox Relocation	\$ -	\$ 13,555	Cox	\$ 4,031	30%	\$ 9,524
3000 OPPD Relocation	\$ -	\$ 5,789	OPPD	\$ -	0%	\$ 5,789
5225 Test and Balance	\$ -	\$ 2,850	Specialized	\$ 2,850	100%	\$ -
5300 FF&E	\$ -	\$ 28,211	Virco	\$ 28,211	100%	\$ -
5300 FF&E	\$ -	\$ 9,260	School Specialty	\$ 9,260	100%	\$ -
5300 FF&E	\$ -	\$ 8,731	All Makes	\$ 8,731	100%	\$ -
5300 FF&E	\$ -	\$ 990	ATD American	\$ 990	100%	\$ -
5300 FF&E	\$ -	\$ 4,710	University Pub	\$ 4,710	100%	\$ -
5300 FF&E	\$ -	\$ 205	MPS Warehouse	\$ 205	100%	\$ -
5300 FF&E	\$ -	\$ 2,456	Indoff Inc	\$ 2,456	100%	\$ -
5300 FF&E	\$ -	\$ 2,479	MW Storage Solu	\$ 2,479	100%	\$ -
3000 Access Relocations	\$ -	\$ 3,133	Prime	\$ 3,133	100%	\$ -
3190 Cameras	\$ -	\$ 491	Miller	\$ 491	100%	\$ -
5300 Furniture	\$ -	\$ 6,000	Office Install Spec.	\$ 6,000	100%	\$ -
5300 FF&E	\$ -	\$ 1,350	Hempel	\$ 1,350	100%	\$ -
Subtotal	\$ 356,455	\$ 324,764		\$ 289,726		\$ 35,038
General Contractor						
5210 Construction Contract	\$ 1,620,250	\$ 1,717,109		\$ 1,717,109	100%	\$ 0
Subtotal	\$ 1,620,250	\$ 1,717,109		\$ 1,717,109		\$ 0
Project total	\$ 1,976,705	\$ 2,041,873		\$ 2,006,835	98%	\$ 35,039

192^{4/15/2015}

Construction Manager	<i>Sampson</i>
Architect	<i>BCDM</i>
Engineer	<i>Morrissey</i>

Bid Information		Construction Information	
Date out to Bid:	Multiple	General Contractor:	
Date Public Notice Posted:	Multiple	Construction Start:	
Date / Time Bids Due:	Multiple	Construction Substantial Completion:	12/1/2016
Bid Location:	Multiple	Final Completion:	
Bid to BOE Packet:	Multiple	Liquidated Damages Start:	Multiple
BOE Approval Date:	Multiple	Liquidated Damages \$/day:	\$ 7,500

[illegible]

193 4/15/2015

Construction Manager	<i>Sampson</i>
Architect	<i>BCDM</i>
Engineer	<i>Morrissey</i>

[illegible]

2014/15/2015

Construction Manager	<i>Sampson</i>
Architect	<i>Purdy & Slack</i>
Engineer	<i>Morrissey</i>

Bid Information		Construction Information	
Date out to Bid:	2/4/2014	General Contractor:	Hargrave Construction
Date Public Notice Posted:	2/6/2014	Construction Start:	6/4/2014
Date / Time Bids Due:	3-12-14 @ 11am	Construction Substantial Completion:	7/16/2014
Bid Location:	DSAC-C	Final Completion:	
Bid to BOE Packet:	3/11/2014	Liquidated Damages Start:	7/17/2014
BOE Approval Date:	3/17/2014	Liquidated Damages \$/day:	\$ 1,000

[illegible]

MILLARD PUBLIC SCHOOLS
PROJECT SUMMARY

4/03/2015

Project name: Black Elk Elementary(open-close)


All Information for the Open to Close project is included in the Addition project



Sampson
Construction

CHEYENNE, WY FORT COLLINS, CO KEARNEY, NE LINCOLN, NE OMAHA, NE RAPID CITY, SD | www.sampson-construction.com

AGENDA SUMMARY SHEET

AGENDA ITEM:	Construction Report - Rockwell
MEETING DATE:	April 20, 2015
DEPARTMENT:	General Administration
TITLE & BRIEF DESCRIPTION:	District Construction Projects Report – A report of the on-going progress on various construction projects in the District.
ACTION DESIRED:	Approval ____ Discussion ____ Information Only <u> x </u>
BACKGROUND:	n/a
OPTIONS AND ALTERNATIVES:	n/a
RECOMMENDATION:	n/a
STRATEGIC PLAN REFERENCE:	n/a
IMPLICATIONS OF ADOPTION/REJECTION:	n/a
TIMELINE:	n/a
RESPONSIBLE PERSON:	Ed Rockwell (Gen. Mgr. for Support Services) and Ken Fossen (Assoc. Supt. Gen. Admin.)
SUPERINTENDENT'S APPROVAL:	

Millard Public Schools

Project Management

Construction Report to the Board of Education

Board meeting date: April 20, 2015

For period ending: March 31, 2015

Location: District - Wide
 Project Title: **Security Improvements – Phase III Integration**
 Architect / Engineer: Morrissey Engineering
 Procurement: Siemens Commissioning: Prime Communications

Project Manager: Ed Rockwell
 Procurement: \$ 341,500
 Amendments: \$ 00,000
 Amended Procurement: \$ 341,500

Description of work:

This is the third and final phase of the electronic security improvements planned from 2013 bond funds. The previously-completed improvements, including: Video Intercoms, Perimeter Door Sensors, Motion Detectors, Card Access and Video Cameras will be connected and fully integrated for the first time. Software and distribution panels will be installed and configured to connect and leverage these individual capabilities into a single, unified and fully-integrated system. Limited numbers of new cameras and card access points will be installed at the end of this phase to address the areas of highest priority.

Status of progress:

Kiewit Middle was chosen as a prototype and installed in November 2014. After lessons learned from the prototype, an RFP was released in March and a proposal awarded to Siemens Technology to procure both the software and hardware. We plan to deploy the system and for staff to be trained across the entire District by end of December, 2015.

Change Order information:



Location: **Russell Middle School**
Project Title: **Running Track Replacement**
Architect / Engineer: **LRA**
Contractor: **M E Collins**

Project Manager: **Ed Rockwell**
Bid Award: **\$ 248,903**
Change Orders: **\$ 0,000 (0.0%)**
Amended Contract: **\$ 248,903**

Description of work:

The asphalt track will be completely removed and the underlying structural soil layer will be amended with fly ash to improve its ability to support the new asphalt. The long jump event will be relocated into the north D area and improved. Perimeter fencing will be removed and replaced. Irrigation trunk line piping currently located under the east straight will be relocated to an area near but outside of the new track.

Status of progress:

Contract has been executed and contractor is making preparations to mobilize June 1.

Change Order information:

None



Location: **North High School**
Project Title: **Tennis Court Re-surfacing & Re-striping**
Architect / Engineer: **E & A Consulting**
Contractor: **Upper Midwest Athletic Construction**

Project Manager: **Steve Mainelli**
Bid Award: **\$ 93,351**
Change Orders: **\$ 0,000 (0.0%)**
Amended Contract: **\$ 93,351**

Description of work:

The existing resilient surfacing (2001) will be completely removed, repairs made to the concrete sub-base and new surfacing and striping installed. Caulking and sealants will be renewed as-needed and all nets will be replaced.

Status of progress:

Contract has been executed and contractor is making preparations to mobilize June 1.

Change Order information:

None



Location: **West High School**
Project Title: **Media Center Drainage Improvements**
Architect / Engineer: **LRA**
Contractor: **Midwest Excavating Service**

Project Manager: **Ed Rockwell**
Bid Award: **\$ 91,463**
Change Orders: **\$ 0,000 (0.0%)**
Amended Contract: **\$ 91,463**

Description of work:


The flat turf areas surrounding the exterior walls of the media center have caused water infiltration issues in the space almost since its original construction. Several previous efforts have improved the water penetration and drainage but have not fully resolved either issue. This project will provide new grades, storm drainage improvements and other measures designed to prevent any ground water from entering the structure.

Status of progress:

Contract has been executed and contractor is making preparations to mobilize June 1.

Change Order information:

None



Location: **West High School**
Project Title: **Running Track Improvements**
Architect / Engineer: **LRA**
Contractor: **Midwest Track & Tennis**

Project Manager: **Ed Rockwell**
Bid Award: **\$ 58,743**
Change Orders: **\$ 0,000 (0.0%)**
Amended Contract: **\$ 58,743**

Description of work:

A two-coat structural spray system will be applied to the resilient surface of the track and all event striping will be replaced. This process is designed to preserve and protect the resilient surfacing from wear and UV degradation. The recoating process is recommended approximately every 7 years.

Status of progress:

Contract has been executed and contractor is making preparations to mobilize June 1.

Change Order information:

None



Location: **South High School**
Project Title: **Roof Replacement Phase VI**
Architect / Engineer: **BVH Architects**
Contractor: **Rawson & Sons Roofing**

Project Manager: **Steve Mahelli**
Bid Award: **\$ 119,698**
Change Orders: **\$ 0,000 (0.0%)**
Amended Contract: **\$ 119,698**

Description of work:

This phase and scope will address two more portions of the oldest roofing still remaining in service on this area of the building. Many of these roof areas are the source of numerous leaks and other repair issues.

Status of progress:

Contract has been executed and contractor is making preparations to mobilize June 1.

Change Order information:

None



Location: Ezra Elementary
Project Title: Door and Frame Replacements
Architect / Engineer: Purdy & Slack Architects
Contractor: McGinnis Construction (Alt #1)

Project Manager: Steve Manelli
Bid Award: \$ 11,350
Change Orders: \$ 0,000 (0.0%)
Amended Contract: \$ 11,350

Description of work:



Doors, frames and hardware at the northeast entrance to the gym will be replaced, due to corrosion and wear. The new doors and frames will be fabricated from aluminum to help minimize future corrosion. Funding will come from Summer Projects but this portion of the work will be bid as an alternate to the Open to Closed Project.

Status of progress:

Contract has been executed and contractor is making preparations to mobilize June 1.

Change Order information:

None



Location: **Abbott Elementary**
Project Title: **Flooring Replacement**
Architect / Engineer: **Purdy & Slack Architects**
Contractor: **Prairie Construction (Alt #1)**

Project Manager: **Steve Manelli**
Bid Award: **\$ 82,400**
Change Orders: **\$ 0,000 (0.0%)**
Amended Contract: **\$ 82,400**

Description of work:


Carpet and certain other flooring types and locations not included in the Open to Closed project base bid will be funded by the Summer Projects budget. Typical scope includes broadloom and modular carpet tile, floor tile in gyms, resilient flooring in common areas, porcelain tile near water fountains, walk-off carpet in entry vestibules and sheet vinyl in health rooms and other sink areas. These proven material choices and methods have become District standards in recent years.

Status of progress:

Contract has been executed and contractor is making preparations to mobilize June 1.

Change Order information:

None



Location: **Cody Elementary**
Project Title: **Flooring Replacement**
Architect / Engineer: **BCDM Architects**
Contractor: **Baldwin Flooring**

Project Manager: **Ed Rockwell**
Bid Award: **\$ 94,000**
Change Orders: **\$ 0,000 (0.0%)**
Amended Contract: **\$ 94,000**

Description of work:

Carpet and certain other flooring types and locations not included in the Open to Closed project base bid will be funded by the Summer Projects budget. Typical scope includes broadloom and modular carpet tile, floor tile in gyms, resilient flooring in common areas, porcelain tile near water fountains, walk-off carpet in entry vestibules and sheet vinyl in health rooms and other sink areas. These proven material choices and methods have become District standards in recent years.

Status of progress:

Contract has been executed and contractor is making preparations to mobilize June 1.

Change Order information:

None



Location: **Disney Elementary**
Project Title: **Flooring Replacement**
Architect / Engineer: **Purdy & Slack Architects**
Contractor: **Meco-Henne Contracting (Alt #1)**

Project Manager: **Ed Rockwell**
Bid Award: **\$ 68,300**
Change Orders: **\$ 0,000 (0.0%)**
Amended Contract: **\$ 68,300**

Description of work:

Carpet and certain other flooring types and locations not included in the Open to Closed project base bid will be funded by the Summer Projects budget. Typical scope includes broadloom and modular carpet tile, floor tile in gyms, resilient flooring in common areas, porcelain tile near water fountains, walk-off carpet in entry vestibules and sheet vinyl in health rooms and other sink areas. These proven material choices and methods have become District standards in recent years.

Status of progress:

Contract has been executed and contractor is making preparations to mobilize June 1.

Change Order information:

None



Location: **Hitchcock Elementary**
Project Title: **Flooring Replacement**
Architect / Engineer: **Reinhardt & Associates**
Contractor: **Lund-Ross Constructors (Alt #1)**

Project Manager: **Ed Rockwell**
Bid Award: **\$ 84,000**
Change Orders: **\$ 0,000 (0.0%)**
Amended Contract: **\$ 84,000**

Description of work:



Carpet and certain other flooring types and locations not included in the Open to Closed project base bid will be funded by the Summer Projects budget. Typical scope includes broadloom and modular carpet tile, floor tile in gyms, resilient flooring in common areas, porcelain tile near water fountains, walk-off carpet in entry vestibules and sheet vinyl in health rooms and other sink areas. These proven material choices and methods have become District standards in recent years.

Status of progress:

Contract has been executed and contractor is making preparations to mobilize June 1.

Change Order information:

None



Location: **Rockwell Elementary**
Project Title: **Flooring Replacement**
Architect / Engineer: **BCDM Architects**
Contractor: **Lund-Ross Constructors (Alt #1)**

Project Manager: **Ed Rockwell**
Bid Award: **\$ 92,000**
Change Orders: **\$ 0,000 (0.0%)**
Amended Contract: **\$ 92,000**

Description of work:

Carpet and certain other flooring types and locations not included in the Open to Closed project base bid will be funded by the Summer Projects budget. Typical scope includes broadloom and modular carpet tile, floor tile in gyms, resilient flooring in common areas, porcelain tile near water fountains, walk-off carpet in entry vestibules and sheet vinyl in health rooms and other sink areas. These proven material choices and methods have become District standards in recent years.

Status of progress:

Contract has been executed and contractor is making preparations to mobilize June 1.

Change Order information:

None



Location: **Neihardt and Rockwell Elementary**
Project Title: **Cooling Tower Replacements Package A**
Architect / Engineer: **Morrissey Engineering**
Contractor: **Grunwald Mechanical**

Project Manager: **Ed Rockwell**
Bid Award: **\$ 107,950**
Change Orders: **\$ 0,000 (0.0%)**
Amended Contract: **\$ 107,950**

Description of work:

Older cooling towers at these buildings are being replaced due to corrosion, reliability and inefficiencies. Tower components are typically affected by scale and corrosion, due to the significant amounts of water that flow through and are evaporated from the units. Pumps and valves in poor condition are also being replaced.

Status of progress:

Contract has been executed and contractor is making preparations to mobilize June 1.

Change Order information:

None



Neihardt



Neihardt



Rockwell



Rockwell

Location: **Andersen and Kiewit Middle Schools**
Project Title: **Cooling Tower Replacements Package B**
Architect / Engineer: **Morrissey Engineering**
Contractor: **Grunwald Mechanical**

Project Manager: **Ed Rockwell**
Bid Award: **\$ 188,513**
Change Orders: **\$ 0,000 (0.0%)**
Amended Contract: **\$ 188,513**

Description of work:

Older cooling towers at these buildings are being replaced due to corrosion, reliability and inefficiencies. Tower components are typically affected by scale and corrosion, due to the significant amounts of water that flow through and are evaporated from the units. Pumps and valves in poor condition are also being replaced.

Status of progress:

Contract has been executed and contractor is making preparations to mobilize June 1.

Change Order information:

None



AMS



AMS



KMS



KMS

Location: **Upchurch Elementary**
Project Title: **Condensate Trap Primers**
Architect / Engineer: **Morrissey Engineering**
Contractor: **TBD**

Project Manager: **Ed Rockwell**
Bid Award: **\$ 31,500**
Change Orders: **\$ 0,000 (0.0%)**
Amended Contract: **\$ 31,500**

Description of work:

The heat pumps in this building are served by condensate drain plumbing piped to the building's sanitary system and as such, are equipped with drain traps. Over time, when there is little condensation, the traps can dry out and allow sewer gas to travel into the building. This project installs primer systems with automatic controls which keep the traps filled at all times, preventing the flow of gases.

Status of progress:

Proposal was received April 9 as the result of the re-issuance of the RFP, after the first effort produced only one proposal with pricing far over estimates. The engineer is currently preparing contracts for execution.

Change Order information:

None



Location: **North Middle School**
Project Title: **RTU Replacements Phase I**
Architect / Engineer: **Morrissey Engineering**
Contractor: **Ray Martin Mechanical**

Project Manager: **Ed Rockwell**
Bid Award: **\$ 507,250**
Change Orders: **\$ 00,000 (0.0%)**
Amended Contract: **\$ 507,250**

Description of work:

This building is served by 17 RTU's (roof top units), providing multi-zone HVAC services to the building. All but 3 newer units are 42 years old and in poor condition. Replacement parts are generally unavailable. In a large project expected to require 3 phases, the RTU's will be replaced with new equipment providing better performance, reliability and energy efficiency.

Status of progress:

Contract has been executed and contractor is making preparations to mobilize June 1.

Change Order information:

None



Location: **Buell Stadium**
Project Title: **Synthetic Turf Replacement**
Architect / Engineer: **LRA**
Contractor: **Midwest Fieldturf**

Project Manager: **Steve Manelli**
Bid Award: **\$ 354,415**
Change Orders: **\$ 00,000 (0.0%)**
Amended Contract: **\$ 354,415**

Description of work:

The existing turf was installed in 2005 and has served 10 seasons. It is currently in generally poor condition, primarily due to exposure to UV, age and wear. The height of the turf is reduced by these factors, preventing the system from retaining appropriate amounts of crumb rubber, thus lessening its resiliency and the cushioning of impact for athletes. The existing, underlying drainage structure and perimeter curbing will be retained. Funding will be sourced from the Emergency category within the Summer Projects budget.

Status of progress:

Contract has been executed and contractor is making preparations to mobilize June 1.

Change Order information:

None



Location: **Harvey Oaks Elementary**
Project Title: **Lighting Improvements**
Architect / Engineer: **Morrissey Engineering**
Contractor: **OK Electric**

Project Manager: **Ed Rockwell**
Bid Award: **\$ 259,370**
Change Orders: **\$ 00,000 (0.0%)**
Amended Contract: **\$ 259,370**

Description of work:


The existing T-12 fluorescent lighting will be replaced with new LED fixtures throughout the building. Other lighting in areas such as the gym, utility rooms, storerooms, restrooms, etc., will also be replaced. The new lighting will provide improvements to energy efficiency, dimming capabilities, quality, and replacement life. Occupancy sensors and digital lighting controls will also be installed throughout the building. The engineer has taken measurements of current lighting energy use to provide "before and after" evaluation of energy use reductions.

Status of progress:

Contract has been executed and contractor is making preparations to mobilize June 1.

Change Order information:

None



Location: **Central Middle School**
Project Title: **Lighting Improvements**
Architect / Engineer: **Morrissey Engineering**
Contractor: **Superior Lighting**

Project Manager: **Steve Manno**
Bid Award: **\$ 429,975**
Change Orders: **\$ 00,000 (0.0%)**
Amended Contract: **\$ 429,975**

Description of work:


The existing T-12 fluorescent lighting will be replaced with new LED fixtures throughout the building. Other lighting in areas such as the gym, utility rooms, storerooms, restrooms, etc., will also be replaced. The new lighting will provide improvements to energy efficiency, dimming capabilities, quality, and replacement life. Occupancy sensors and digital lighting controls will also be installed throughout the building.

Status of progress:

Contract has been executed and contractor is making preparations to mobilize June 1.

Change Order information:

None



Location: **Don Stroh Administration Center (DSAC)**
Project Title: **Lighting Improvements**
Architect / Engineer: **Morrissey Engineering**
Contractor: **A-1 United Heating & Air**

Project Manager: **Ed Rockwell**
Bid Award: **\$ 171,477**
Change Orders: **\$ 00,000 (0.0%)**
Amended Contract: **\$ 171,477**

Description of work:


The existing T-12 fluorescent lighting will be replaced with new LED fixtures throughout the building. Other lighting in areas such as the gym, utility rooms, storerooms, restrooms, etc., will also be replaced. The new lighting will provide improvements to energy efficiency, dimming capabilities, quality, and replacement life. Occupancy sensors and digital lighting controls will also be installed throughout the building. The engineer has taken measurements of current lighting energy use to provide "before and after" evaluation of energy use reductions.

Status of progress:

Contract has been executed and contractor is making preparations to mobilize June 1.

Change Order information:

None



Location: **Montclair Elementary**
Project Title: **Metal Panel Replacements**
Architect / Engineer: **BVH Architects**
Contractor: **Boone Bros Roofing**

Project Manager: **Ed Rockwell**
Bid Award: **\$ 129,000**
Change Orders: **\$ 0,000 (0.0%)**
Amended Contract: **\$ 129,000**

Description of work:

As one of the ongoing restoration projects resulting from the significant hail storm damage in both 2012 and 2013, a portion of this project is being funded from insurance settlements. Standing-seam metal panels and trim on portions of the roof and exterior walls will be replaced.

Status of progress:

Contract has been executed and contractor is making preparations to mobilize June 1.

Change Order information:

None



Location: **Cather, Upchurch, RMS, DSAC**
Project Title: **Skylight Replacements - Group I**
Architect / Engineer: **none**
Contractor: **SpecPro**

Project Manager: **Steve Mainelli**
Bid Award: **\$ 115,636**
Change Orders: **\$ 0,000 (0.0%)**
Amended Contract: **\$ 115,636**

Description of work:

As one of the ongoing restoration projects resulting from the significant hail storm damage in both 2012 and 2013, the project is being funded from insurance settlements. Relatively small Kalwall skylight installations are being replaced at these locations, supervised by the Maintenance Department.

Status of progress:

The work at all four sites was completed by early April.

Change Order information:

None



Cather



RMS



Upchurch



Upchurch

Location: Aldrich, Black Elk, KMS, SHS, WHS
Project Title: **Skylight Replacements - Group II**
Architect / Engineer: BVH Architects
Contractor: SpecPro

Project Manager: Steve Mainelli
Bid Award: \$1,023,652
Change Orders: \$ 00,000 (0.0%)
Amended Contract: \$1,023,652

Description of work:

As one of the ongoing restoration projects resulting from the significant hail storm damage in both 2012 and 2013, the project is being funded from insurance settlements. Significant Kalwall skylight installations are being replaced at these locations, along with related flashing and trims.

Status of progress:

Proposal has been executed and contractor is currently coordinating material orders for the project.

Change Order information:

None



Aldrich



Black Elk



KMS



Willowdale