



BOARD OF EDUCATION MEETING



JANUARY 4, 2016

BOARD OF EDUCATION
MILLARD PUBLIC SCHOOLS
OMAHA, NEBRASKA

BOARD MEETING
6:00 P.M.

STROH ADMINISTRATION CENTER
5606 SOUTH 147th STREET
January 4, 2016

AGENDA

A. Call to Order

The Public Meeting Act is posted on the wall and available for public inspection.

B. Pledge of Allegiance

C. Roll Call

D. Public Comments on agenda items – This is the proper time for public questions and comments on agenda items only. Please make sure a request form is given to the Board President before the meeting begins.

E. Routine Matters

1. Election of Officers
2. *Approval of Board of Education Minutes, December 7, 2015
3. *Approval of Bills
4. *Receive the Treasurer's Report and Place on File

F. Information Items

1. Employees of the Month: Nicole Chapman – Vocal Music Teacher at Holling Heights Elementary and Cindy Barron - Secretary at Andersen Middle School
2. Showcase: Football
3. Superintendent's Comments
4. Board Comments/Announcements
5. Report from Student Representatives

G. Unfinished Business

1. Approval of Policy 6400 – Curriculum, Instruction, and Assessment – Staff Development
2. Approval of Policy 7000 – Technology – Technology General Policy Statement
3. Approval of Policy 7100 – Technology – Use of District Computers, Software, and Data Files

H. New Business

1. Reaffirm Policy 4315 – Human Resources – Non-School Employment
2. Approval of Rule 4315.1 – Human Resources – Non-School Employment
3. Approval of Rule 4315.2 – Human Resources – Tutoring
4. Approval of Rule 4315.3 – Human Resources – Consultant Work
5. Approval of Rule 7100.1 – Technology – Compliance with Applicable Law
6. Approval of Rule 7100.2 – Technology – Right of Access
7. Approval of Rule 7100.3 – Technology – Access to Student and/or Personnel Records
8. Receive and File the FYE 15 Audit Report and Governance Letter
9. Designation of Official Depository
10. Designation of Official Newspaper
11. Award of Contract for Abbott Elementary Lighting Project
12. Approval of Construction Documents for Neihardt Elementary School Project
13. Approval of Personnel Actions: Resignation and Leave of Absence
14. Executive Session: Personnel and Negotiations

Board Meeting Agenda
January 4, 2016
Page 2

I. Reports

1. Enrollment Report
2. Insurance Report
3. Fall 2015 TerraNova Report

J. Future Agenda Items/Board Calendar

1. Committee of the Whole Meeting on Monday, January 11, 2016 at 6:00 p.m. at the Don Stroh Administration Center
2. MLK Jr. Day on January 18, 2016 - No School for Students – Teacher Staff Development Day
3. Board of Education Meeting on Monday, January 18, 2016 at 6:00 p.m. at the Don Stroh Administration Center
4. Board of Education Meeting on Monday, February 1, 2016 at 6:00 p.m. at the Don Stroh Administration Center
5. Parent Teacher Conferences on February 11-12, 2016 – No School for Students
6. President's Day on February 15, 2016 – No School for Students – Staff Development Day
7. Board of Education Meeting on Monday, February 15, 2016 at 6:00 p.m. at the Don Stroh Administration Center
8. Board of Education Meeting on Monday, March 7, 2016 at 6:00 p.m. at the Don Stroh Administration Center
9. Spring Break – No School for Students – March 14-18, 2016
10. Committee of the Whole Meeting on Monday, March 14, 2016 at 6:00 p.m. at the Don Stroh Administration Center
11. Board of Education Meeting on Monday, March 21, 2016 at 6:00 p.m. at the Don Stroh Administration Center

K. Public Comments - This is the proper time for public questions and comments on any topic. Please make sure a request form is given to the Board President before the meeting begins.

L. Adjournment:

All items indicated by an asterisk (*) will comprise the Consent Agenda and may be acted on in a single motion. Items may be deleted from the Consent Agenda by request of any board member.

BOARD OF EDUCATION
MILLARD PUBLIC SCHOOLS
OMAHA, NEBRASKA

BOARD MEETING
6:00 P.M.

STROH ADMINISTRATION CENTER
5606 SOUTH 147th STREET
January 4, 2015

ADMINISTRATIVE MEMORANDUM

A. Call to Order

The Public Meeting Act is posted on the wall and available for public inspection

B. Pledge of Allegiance

C. Roll Call

D. Public Comments on agenda items - This is the proper time for public questions and comments on agenda items only. Please be make sure a request form is completed and given to the Board President prior to the meeting.

E.1. Election of Officers

*E.2. Motion by _____, seconded by _____, to approve the Board of Education Minutes, December 7, 2015 (See enclosure.)

*E.3. Motion by _____, seconded by _____, to approve the bills. (See enclosure.)

*E.4. Motion by _____, seconded by _____, to receive the Treasurer's Report and Place on File (See enclosure.)

F.1. Employees of the Month: Nicole Chapman – Vocal Music Teacher at Holling Heights Elementary and Cindy Barron, Secretary at Andersen Middle School

F.2. Showcase: Football

F.3. Superintendent's Comments

F.4. Board Comments/Announcements

F.5. Report from Student Representatives

G.1. Motion by _____, seconded by _____, to approve Policy 6400 – Curriculum, Instruction, and Assessment – Staff Development (See enclosure.)

G.2. Motion by _____, seconded by _____, to approve Policy 7000 – Technology – Technology General Policy Statement (See enclosure.)

G.3. Motion by _____, seconded by _____, to approve Policy 7100 – Use of District Computers, Software, and Data Files

H.1. Motion by _____, seconded by _____, to reaffirm Policy 4315 – Human Resources – Non-School Employment (See enclosure.)

H.2. Motion by _____, seconded by _____, to approve Rule 4315.1 – Human Resources – Non-School Employment (See enclosure.)

H.3. Motion by _____, seconded by _____, to approve Rule 4315.2 – Human Resources – Tutoring (See enclosure.)

Board Meeting Agenda
January 4, 2016
Page 2

- H.4. Motion by_____, seconded by _____, to approve Rule 4315.3 – Human Resources – Consultant Work (See enclosure.)
- H.5. Motion by_____, seconded by _____, to approve Rule 7100.1 – Technology – Compliance with Applicable Law (See enclosure.)
- H.6. Motion by_____, seconded by _____, to approve Rule 7100.2 – Technology – Right of Access (See enclosure.)
- H.7. Motion by_____, seconded by _____, to approve Rule 7100.3 – Technology – Access to Student and/or Personnel Records (See enclosure.)
- H.8. Motion by_____, seconded by _____, that the Board receive and file the FYE15 Audit Report and Governance Letter as submitted by HSMC Orizon, LLC. (See enclosure.)
- H.9. Motion by_____, seconded by _____, that the district designate the First National Bank of Omaha and the Nebraska Liquid Asset Fund as the primary depositories for school district funds with the further designation of US Bank, CORE Bank and First Westroads Bank for school activity fund deposits. (See enclosure.)
- H.10. Motion by_____, seconded by _____, that MPS continue to publish legal notices of regular and special meetings of the Board of Education in The Daily Record, unless the deadline dictates publication in the World-Herald or Midlands Business Journal. (See enclosure.)
- H.11. Motion by_____, seconded by _____, that the contract for the Abbott Elementary School Lighting Project be awarded to Atlas Electric in the amount of \$298,400 and that the Associate Superintendent for General Administration be authorized to execute any and all documents related to such project. (See enclosure.)
- H.12. Motion by_____, seconded by _____, that the construction documents for the Neihardt Elementary School Project be approved as submitted.
- H.13. Motion by_____, seconded by _____, to approve Personnel Actions: Resignation and Leave of Absence (See enclosure.)
- H.14. Executive Session: Personnel and Negotiations

I. Reports

- 1. Enrollment Report
- 2. Insurance Report
- 3. Fall 2015 TerraNova Report

J. Future Agenda Items/Board Calendar

- 1. Committee of the Whole Meeting on Monday, January 11, 2016 at 6:00 p.m. at the Don Stroh Administration Center
- 2. MLK Jr. Day on January 18, 2016 - No School for Students – Teacher Staff Development Day
- 3. Board of Education Meeting on Monday, January 18, 2016 at 6:00 p.m. at the Don Stroh Administration Center
- 4. Board of Education Meeting on Monday, February 1, 2016 at 6:00 p.m. at the Don Stroh Administration Center
- 5. Parent Teacher Conferences on February 11-12, 2016 – No School for Students
- 6. President’s Day on February 15, 2016 – No School for Students – Staff Development Day
- 7. Board of Education Meeting on Monday, February 15, 2016 at 6:00 p.m. at the Don Stroh Administration Center
- 8. Board of Education Meeting on Monday, March 7, 2016 at 6:00 p.m. at the Don Stroh Administration Center
- 9. Spring Break – No School for Students – March 14-18, 2016
- 10. Committee of the Whole Meeting on Monday, March 14, 2016 at 6:00 p.m. at the Don Stroh Administration Center
- 11. Board of Education Meeting on Monday, March 21, 2016 at 6:00 p.m. at the Don Stroh Administration Center

K. Public Comments - This is the proper time for public questions and comments on any topic. Please make sure a request form is given to the Board President before the meeting begins.

L. Adjournment

All items indicated by an asterisk (*) will comprise the Consent Agenda and may be acted on in a single motion. Items may be deleted from the Consent Agenda by request of any board member.

MILLARD PUBLIC SCHOOLS
SCHOOL DISTRICT NO. 17

A meeting of the Board of Education of the School District No. 17, in the County of Douglas in the State of Nebraska was convened in open and public session at 6:00 p.m., Monday, December 7, 2015, at the Don Stroh Administration Center, 5606 South 147th Street.

Notice of this meeting was given in advance thereof by publication in the Daily Record on Friday, December 4, 2015; a copy of the publication is being attached to these minutes. Notice of this meeting was given to all members of the Board of Education and a copy of their Acknowledgment of Receipt of Notice and the agenda are attached to these minutes. Availability of the agenda was communicated in advance notice and in the notice of the Board of Education of this meeting. All proceedings hereafter shown were taken while the convened meeting was open to the attendance of the public.

Vice-President, Linda Poole, announced that the open meeting laws are posted and available for public inspection. Mrs. Poole asked everyone to join in the Pledge of Allegiance.

Roll call was taken: Mr. Pate, Mrs. Poole, Mr. Kennedy and Mr. Meyer were present.

Motion by Mike Kennedy and seconded by Paul Meyer to excuse Pat Ricketts from the Board meeting. Voting in favor of said motion was: Mrs. Poole, Mr. Kennedy, Mr. Meyer and Mr. Pate.

Mrs. Poole said that Mr. Anderson would be arriving a couple of minutes late.

Linda Poole announced the proper time for public questions and comments on agenda items only. There were no requests to speak on agenda items.

Motion was made by Mike Kennedy, seconded by Mike Pate, to approve the Board of Education Minutes from November 16, 2015, approve the bills and receive the treasurer's report and place on file. Voting in favor of said motion was: Mr. Kennedy, Mr. Meyer, Mr. Pate, and Mrs. Poole. Voting against were: None. Motion carried.

Mr. Anderson arrived at 6:04.

Awards were presented to Employees of the Month, Jon Barta, Physical Education teacher at Sandoz Elementary and Rod Caldwell, Day Custodian at Reagan Elementary.

Showcase highlighted Fall Sports, Cross Country, Softball and Boys Tennis.

Mrs. Poole asked the two Scout groups in the audience to stand and introduce themselves.

Superintendent's Comments to the Board:

- The AQUESTT ratings were released on Friday. We were listed as a GREAT school district with 19 of our schools receiving a ranking of EXCELLENT, 14 as GREAT and one as GOOD. In Class A, there were two high schools that ranked EXCELLENT, both were Millard schools, Millard West and Millard North.
- Our district also made the AP honor roll this year. Only two districts in the state made this honor roll of about 430 schools nationwide.
- Later tonight we will be talking about the Learning Community. The Superintendents have been working a lot on a plan and we think we are getting close to preparing a bill.

Board Comments:

Paul Meyer:

- This is the last Board meeting of the year, so I want to wish everyone a Merry Christmas and a Happy New Year.
- I will be attending the SIT meeting at Disney.
- Congratulations to Millard North High School for winning the state championship in football.

Board of Education Minutes
December 7, 2015
Page 2

Mike Kennedy:

- Congratulations to all fall sports for an outstanding showing of boys and girls in all sports. All three Millard football teams did great with two ending the season in the state championship game.
- We are not a GOOD or a GREAT school district. We are an EXCELLENT school district. Mr. Kennedy is concerned that the state cannot help enough schools. There are too many schools that are still under achieving.

Mr. Anderson:

- This is the first time for AQUESTT and hats off and congratulations to Millard on a great job. It's all positive. Congratulations to everyone for all their hard work and success.
- I will be at the SIT meeting at Millard South tomorrow morning at 7:00 a.m.

Mike Pate:

- Congratulations to both Millard North and Millard West for the great championship game.
- I am on the fence in regard to AQUESTT as I do not care for comparable data. I wouldn't want to label a school as a failure.
- I attended a school board conference a couple of weeks ago and took in a session dealing with social media, bullying, and the use of technology. There is a big concern regarding the use of apps that are available and the ability for students to hide data, pictures, information, etc. We need to make parents and educators aware of this issue.

Linda Poole:

- Congratulations to Millard North and Millard West football teams for representing us well.
- Mrs. Poole has some concerns regarding AQUESTT results. Millard had 19 EXCELLENT ratings, 14 GREAT, and one GOOD which was more than any other school district in the state and still, Millard district only received a GREAT rating. She didn't feel this represented us very well.
- I will be attending the TAC (Technical Advisory Committee) meeting in Lincoln a week from Thursday and will bring information back to Dr. Feldhausen and Dr. Kelberlau and if they have any information for me to take to the meeting, I will be happy to do so.

Student Reports:

Olivia Obeng, student representative from Millard North High School, Alicia Laufenberg, student representative from Millard South High School, and Laura Ecklund, student representative from Millard West High School reported on the academic and athletic happenings at their respective schools.

New Business:

Motion by Mike Pate and seconded by Dave Anderson to reaffirm Policy 4300 – Human Resources – Professional Growth/Staff Development. Voting in favor of said motion was: Mrs. Poole, Mr. Kennedy, Mr. Meyer, Mr. Pate and Mr. Anderson. Voting against was: None. Motion carried.

Motion by Dave Anderson and seconded by Paul Meyer to approve Rule 4300.1 – Human Resources – Professional Growth /Staff Development. Voting in favor of said motion was: Mr. Meyer, Mr. Pate, Mr. Anderson, Mrs. Poole and Mr. Kennedy. Voting against was: None. Motion carried.

Motion by Dave Anderson and seconded by Mike Pate to approve Rule 4300.2 – Human Resources – Staff Development. Voting in favor of said motion was: Mr. Anderson, Mrs. Poole, Mr. Kennedy, Mr. Meyer, and Mr. Pate. Voting against was: None. Motion carried.

Mike Pate provided the first reading of Policy 6400 - Curriculum, Instruction, and Assessment – Staff Development.

Dave Anderson provided the first reading of Policy 7000 – Technology – Technology General Policy Statement.

Mike Kennedy provided the first reading of Policy 7100 – Technology – Use of District Technology.

Motion by Dave Anderson and seconded by Mike Pate to approve the 2016 Summer School Program and Location. Voting in favor of said motion was: Mr. Pate, Mr. Anderson, Mrs. Poole, Mr. Kennedy, and Mr. Meyer. Voting against was: None. Motion carried.

Motion by Dave Anderson and seconded by Paul Meyer to approve the Phase III Core Knowledge at Disney Mini-Magnet. *Mr. Anderson inquired what the implementation timing would be for this program. Dr. Feldhausen said if the program is approved tonight, we would move into Phase IV which is planning the implementation of the program for the fall of 2016. Currently, we are looking at a K, 1, 2 situation, however, that is dependent upon enrollment and program budgeting. It may only be Kindergarten, if that is what the Board would want or if that is what numbers dictate. Dr. Feldhausen said the original proposal was to look at an accelerated program with grades K, 1, 2 the first year and grades 3, 4, 5 the second year. The goal is to have 20 students for each section. District transfers will take place through February 15th, open enrollment through March 15th with recommendations in mid-April to May 1st. Mr. Anderson inquired if we have trained staff available to teach Core. Dr. Feldhausen said we have staff that are interested in teaching Core and have already taken some of the training. Training would also occur over the summer. Disney Principal, Bethany Case-Magana was available to assist in answering questions from the Board. Mr. Meyer felt the program should start with Kindergarten only. He said those students starting out in second grade wouldn't have the back-ground that a student starting out in Kindergarten would have.* Voting in favor of said motion was: Mr. Kennedy, Mr. Meyer, Mr. Pate, Mr. Anderson and Mrs. Poole. Voting against was: None. Motion carried.

Motion by Dave Anderson and seconded by Paul Meyer that the contract for the Ezra Elementary School Lighting Project be awarded to Atlas Electric in the amount of \$323,000 and that the Associate Superintendent for General Administration be authorized to execute any and all documents related to such project. Jeff Hemje with Morrissey Engineering Inc, was available to address questions and concerns from the Board. Voting in favor of said motion was: Mr. Anderson, Mrs. Poole, Mr. Kennedy, Mr. Meyer, and Mr. Pate. Voting against was: None. Motion carried.

Motion by Dave Anderson and seconded by Mike Pate to approve Personnel Actions: **New Hires:** Chad J. Bray; **Resignation:** David T. Ostrand; **Resignation Notification Incentive:** Karen Coates, Betty A. Coppola, Kathleen W. Clifford, Michal E. Hansen, Lisa J. Perrone, Suzanne A. Behrns, Roy M. Anderson, Cynthia F. Stigge, Anna E. Runge, Loretta Klug, Sharon E. Epstein, Doug R. Moody, John A. Wilson, Diane M. Mynster, Dave M. Noodell, Jane M. Southard, Jennifer L. Seeger, Ellen C. Leahy, Nancy A. Brosamle, Susan L. Kelley, Dr. Mark W. Feldhausen, Dr. Nancy A. Johnston, Dr. Suzanne R. Melliger, Nancy M. Gilmore, Lacey M. Eddy, Laura K. Robbins, Nancy H. Nielsen, Sugar L. Thiessen, Debra A. Sheldon, Katherine M. Huerta Simpson, Glen E. Wragge, Karen Beard; **Voluntary Separation Program:** Michael E. Hansen, Betty A. Coppola, Cheryl L. Headley, Kelly M. Selting, David M. Noodell, Diane M. Mynster, Nancy M. Gilmore, Dr. Mark Feldhausen, Dr. Nancy A. Johnston, Glen E. Wragge. *Mrs. Poole commented that we are losing a couple of key people in the district and she is sorry to see them go. Mr. Pate also told Dr. Feldhausen and Dr. Johnston that they will be hard to replace and thanked them for their years of service to the district.* Voting in favor of said motion was: Mr. Meyer, Mr. Pate, Mr. Anderson, Mrs. Poole, and Mr. Kennedy. Voting against was: None. Motion carried.

Mrs. Poole requested to move Executive Session to the end of the agenda.

Reports:

Enrollment Report:

Dr. Kelberlau shared the current enrollment report. We have one less student as compared to last month's report, making

our enrollment 23,183 students. Mr. Meyer had questions regarding how the Core program would affect the numbers at Disney. It was explained that should the Core student numbers grow too much, the district would not accept as many option-in students.

Learning Community Update:

Dr. Sutfin explained where the Learning Community Superintendents were at after their meetings. His presentation showed changes to the plan the Board originally approved last year. Dr. Sutfin said he felt what the Superintendents are asking for in a bill should be attractive not only in the Learning Community, but also across the state of Nebraska. Suggested changes made were in the areas of Learning Community Coordinating Council Authority, Governance Structure, Poverty Funding, ELL Funding, Common Levy, Core Services Dollars, Boundaries, Open Enrollment and Focus Schools.

Dr. Sutfin explained that the plan is to have Senator Harr develop the bill and then give it to Senator Sullivan. All Board members agreed with the suggested changes. Dr. Sutfin reminded them that once this moves to a bill, it will then be out of his control.

Poverty Report:

Dr. Feldhausen said this is the second time we are bringing to the Board a poverty report. Mr. Anderson asked if this report was required. Dr. Feldhausen said that it is required because we submitted it as part of our plan that we would do this. The plan calls for an evaluation or an accountability component. The plan was then approved by the Board and accepted by the state that we would come forward with this kind of an analysis. This is the second year we are doing this.

Evaluation of Mini--Magnet Reports:

Dr. Feldhausen stated that this report is divided into two sections.

1. The first is a look at current key findings regarding all the programs of choice, especially looking at the last five years in terms of asking the question: *Have the programs contributed to an increase in enrollment in the school where they are held?* and *What does student achievement look like?* It was found that all the programs are meeting the goal of increasing enrollment and in terms of student achievement, the students in these programs achieve at or better than the district or state average.
2. The historical information that is in the second part covers the historical evaluations that have been done over the last fifteen years.

At this time, all programs are doing well. Dr. Feldhausen stated that we have an obligation by virtue of the strategic plan parameters, that there be a program evaluation every year for the first five years.

Mrs. Poole reminded the Board of future agenda items and said it was the proper time for public questions and comments. There were none.

Future Agenda Items/Board Calendar:

1. Board of Education Holiday Party on Wednesday, December 16, 2015 at the United Republic Bank, 111 North 181 Street from 6:00-8:00 p.m.
2. Winter Break begins December 21, 2015.
3. School Resumes on January 4, 2016.
4. Board of Education Meeting on Monday, January 4, 2016 at 6:00 p.m. at the Don Stroh Administration Center
5. Committee of the Whole Meeting on Monday, January 11, 2016 at 6:00 p.m. at the Don Stroh Administration Center
6. MLK Jr. Day on January 18, 2016 - No School for Students – Teacher Staff Development Day

Board of Education Minutes
December 7, 2015
Page 5

7. Board of Education Meeting on Monday, January 18, 2016 at 6:00 p.m. at the Don Stroh Administration Center
8. Board of Education Meeting on Monday, February 1, 2016 at 6:00 p.m. at the Don Stroh Administration Center
9. Parent Teacher Conferences on February 11-12, 2016 – No School for Students
10. President's Day on February 15, 2016 – No School for Students – Staff Development Day
11. Board of Education Meeting on Monday, February 15, 2016 at 6:00 p.m. at the Don Stroh Administration Center

At 7:55 p.m. Linda Poole said the Board will go into Executive Session. Motion was made by Mike Pate and seconded By Dave Anderson to go into Executive Session for the purpose of litigation. Voting in favor was: Mr. Pate, Mr. Anderson, Mrs. Poole, Mr. Kennedy and Mr. Meyer. Voting against was: None. Motion carried.

Mrs. Poole announced the Board would go into Executive Session at 7:55 p.m.

A motion was made by Dave Anderson and seconded by Mike Pate to come out of Executive Session at 8:30 p.m. Voting in favor was: Mr. Anderson, Mrs. Poole, Mr. Kennedy, Mr. Meyer and Mr. Pate. Voting against was: None. Motion carried.

Secretary, Dave Anderson

Millard Public Schools
January 4, 2016

Millard Public Schools Check Register Prepared for the Board Meeting for Jan 4, 2016

Fund	Check Number	Check Date	Vendor Number	Vendor Name	Transaction Amount
01	428642	12/10/2015	106836	KEVIN J CHICK	\$393.29
	428643	12/10/2015	135661	CREIGHTON PREP	\$245.00
	428644	12/10/2015	135661	CREIGHTON PREP	\$244.00
	428645	12/10/2015	130731	FIRST WIRELESS INC	\$276.40
	428646	12/10/2015	106879	DOWLING CATHOLIC HIGH SCHOOL	\$900.00
	428647	12/10/2015	106879	DOWLING CATHOLIC HIGH SCHOOL	\$488.00
	428648	12/10/2015	036652	EBSCO	\$228.22
	428649	12/10/2015	140955	W DES MOINES COMM SCHOOL FOUNDATION	\$1,020.00
	428650	12/10/2015	106116	LINCOLN HIGH SCHOOL	\$275.00
	428651	12/10/2015	106116	LINCOLN HIGH SCHOOL	\$508.00
	428652	12/10/2015	140894	PHILIP MANLEY	\$667.25
	428653	12/10/2015	108429	PETTY CASH/MILLARD SOUTH	\$398.50
	428654	12/10/2015	081630	SAMS CLUB DIRECT	\$73.17
	428655	12/10/2015	084959	JAMES V SUTFIN	\$843.33
	428656	12/10/2015	090270	UNITED DISTRIBUTORS, INC.	\$15.92
	428657	12/10/2015	134127	US POSTMASTER	\$10,000.00
	428658	12/10/2015	136497	VALLEY WEST INN LLC	\$431.20
	428659	12/10/2015	107354	STEPHEN W. VENTEICHER	\$120.00
	428661	12/21/2015	136956	RAYMOND J SAVARD	\$300.19
	428663	12/21/2015	141116	REBECCA BEVANS	\$60.00
	428664	12/21/2015	140563	HANNAH E BIRGE	\$60.00
	428665	12/21/2015	133196	ALICIA BRAGG	\$601.25
	428667	12/21/2015	141032	MEGAN CABLE	\$60.00
	428668	12/21/2015	136560	CAITLIN CEDFELDT	\$60.00
	428669	12/21/2015	132170	CORMACI CONSTRUCTION INC	\$16,959.00
	428670	12/21/2015	108436	COX COMMUNICATIONS INC	\$41.16
	428671	12/21/2015	106893	WICHITA WATER CONDITIONING INC	\$81.34
	428672	12/21/2015	140546	ALAN EUGENE DAVIS	\$60.00

Millard Public Schools Check Register Prepared for the Board Meeting for Jan 4, 2016

Fund	Check Number	Check Date	Vendor Number	Vendor Name	Transaction Amount
01	428673	12/21/2015	141099	NOAH DOLEZAL	\$100.00
	428677	12/21/2015	138508	DOUGLAS COUNTY SCHOOL DISTRICT 10	\$105.00
	428678	12/21/2015	134861	TARA FABIAN	\$853.00
	428679	12/21/2015	140521	TONYA FILLEMAN	\$41.01
	428680	12/21/2015	134951	PAMELA FLEURY	\$100.16
	428682	12/21/2015	140573	MEGAN E GLOVER	\$80.00
	428683	12/21/2015	141117	AMANDA JO GOODRICH	\$60.00
	428684	12/21/2015	134623	BRENDA GRAUMANN	\$54.78
	428685	12/21/2015	107311	HAMILTON COLOR LAB INC	\$168.00
	428686	12/21/2015	140575	WALTER R HAMILTON	\$60.00
	428687	12/21/2015	134455	ROBERT HETTINGER	\$160.79
	428688	12/21/2015	133440	MATTHEW HEYS	\$61.90
	428689	12/21/2015	106109	HORACE MANN LEAGUE	\$85.00
	428690	12/21/2015	135589	LLOYD HOSHAW	\$141.47
	428691	12/21/2015	141066	LUCAS HOUSER	\$40.00
	428693	12/21/2015	133397	HY-VEE INC	\$1,319.54
	428694	12/21/2015	049850	HY-VEE INC	\$1,248.96
	428695	12/21/2015	140577	ANNE JOHNSON	\$60.00
	428696	12/21/2015	141100	XAVIER JOHNSON	\$200.00
	428697	12/21/2015	137214	DAVID KAHM	\$25.00
	428698	12/21/2015	141101	AUTUMN LIANA KLINGER	\$40.00
	428699	12/21/2015	131826	ALICIA KOTLARZ	\$1,166.79
	428700	12/21/2015	141102	ANURADHA N KOVILAM	\$120.00
	428702	12/21/2015	141103	ROBERT E LARSEN	\$60.00
	428706	12/21/2015	130677	HELEN LYKKE-WISLER	\$132.46
	428707	12/21/2015	141104	ALAN MACRAE KING	\$1,089.49
	428709	12/21/2015	139046	LAURIE H MALEY	\$60.00
	428713	12/21/2015	101008	NORFOLK HIGH SCHOOL	\$287.00

Millard Public Schools Check Register Prepared for the Board Meeting for Jan 4, 2016

Fund	Check Number	Check Date	Vendor Number	Vendor Name	Transaction Amount
01	428714	12/21/2015	130667	CARRIE NOVOTNY-BUSS	\$1,166.79
	428716	12/21/2015	138288	PAPIO TRANSPORT SCHOOL SERVICE INC	\$17,120.00
	428717	12/21/2015	138692	ELIZABETH PATTERSON	\$154.86
	428718	12/21/2015	106386	DONNA PERKEY	\$1,482.50
	428719	12/21/2015	140613	FRANK PERRONE	\$100.00
	428720	12/21/2015	140542	KELSEY PETERSON	\$150.08
	428723	12/21/2015	079198	PATRICIA RITCHIE	\$392.90
	428724	12/21/2015	141077	CALEB SALTER	\$60.00
	428726	12/21/2015	133389	RYAN SAUNDERS	\$814.00
	428727	12/21/2015	141119	MOLLY SCHACHER	\$100.00
	428728	12/21/2015	134189	JODY SEMPEK	\$234.63
	428729	12/21/2015	141105	KENNA SILVEY	\$60.00
	428730	12/21/2015	101476	SODEXO INC & AFFILIATES	\$101,276.99
	428731	12/21/2015	139836	SUPERIOR CONTROLS & SECURITY INC	\$944.98
	428732	12/21/2015	131729	THEATRICAL MEDIA SERVICES, INC.	\$1,220.00
	428733	12/21/2015	140599	ANGELA THORN	\$25.00
	428734	12/21/2015	141120	SAMANTHA TURCO	\$60.00
	428735	12/21/2015	141106	TURFBUILDERS IRRIGATION INC	\$950.00
	428736	12/21/2015	090242	UNITED PARCEL SERVICE	\$265.38
	428737	12/21/2015	090625	US POSTAL SERVICE	\$225.00
	428738	12/21/2015	141121	EMILY VON DOLLEN	\$60.00
	428739	12/21/2015	093765	WATER ENGINEERING, INC.	\$1,150.80
	428740	12/21/2015	096200	YOUNG & WHITE	\$16,983.41
	428741	12/21/2015	135996	ROADWAY EXPRESS INC	\$234.44
	428743	12/17/2015	139508	THE BLAKE SCHOOL	\$300.00
	428744	12/17/2015	108436	COX COMMUNICATIONS INC	\$27,433.50
	428745	12/17/2015	138501	DANIEL R FLYNN	\$165.00
	428746	12/17/2015	133397	HY-VEE INC	\$1,096.04

Millard Public Schools Check Register Prepared for the Board Meeting for Jan 4, 2016

Fund	Check Number	Check Date	Vendor Number	Vendor Name	Transaction Amount
01	428747	12/17/2015	049850	HY-VEE INC	\$71.98
	428748	12/17/2015	102451	INTERNATIONAL BACCALAUREATE	\$38,386.00
	428749	12/17/2015	F03011	INTERNATIONAL BACCALAUREATE ORG.	\$472.29
	428750	12/17/2015	100006	LINCOLN SOUTHEAST HIGH SCHOOL	\$555.00
	428751	12/17/2015	100006	LINCOLN SOUTHEAST HIGH SCHOOL	\$285.00
	428753	12/17/2015	140798	ERIC M OLSON	\$540.00
	428754	12/17/2015	081630	SAMS CLUB DIRECT	\$63.94
	428755	12/17/2015	068834	UNIVERSITY OF NEBRASKA-LINCOLN	\$588.00
	428756	12/17/2015	068834	UNIVERSITY OF NEBRASKA-LINCOLN	\$280.00
	428757	12/17/2015	135863	RUDOLPH A VLCEK III	\$307.50
	428758	12/17/2015	138496	WRIGHT EXPRESS FINANCIAL SVCS CORP	\$10,963.23
	428759	12/21/2015	133403	AMERICAN NATIONAL BANK	\$4,525.30
	428776	12/23/2015	011651	AMERICAN EXPRESS	\$389.87
	428777	12/23/2015	108436	COX COMMUNICATIONS INC	\$8,071.73
	428778	12/23/2015	106893	WICHITA WATER CONDITIONING INC	\$53.33
	428779	12/23/2015	102451	INTERNATIONAL BACCALAUREATE	\$739.00
	428780	12/23/2015	102451	INTERNATIONAL BACCALAUREATE	\$739.00
	428781	12/23/2015	098765	SECURITY BENEFIT LIFE INS CO	\$6,402.50
	428782	12/23/2015	137304	UNITED NATIONS INTERNATIONAL SCHOOL	\$2,200.00
	428784	01/04/2016	010040	A & D TECHNICAL SUPPLY CO INC	\$42.80
	428786	01/04/2016	137708	ABC-CLIO LLC	\$69.00
	428787	01/04/2016	131632	AC AWARDS INC	\$391.00
	428788	01/04/2016	010298	ACCUCUT LLC	\$441.50
	428789	01/04/2016	010003	ACT INC	\$250.00
	428790	01/04/2016	130455	ADAMS & SULLIVAN PC	\$2,150.00
	428791	01/04/2016	133402	KAREN ADAMS	\$50.26
	428793	01/04/2016	139638	CANDICE MARIE AHL	\$150.00
	428794	01/04/2016	131189	AIR POWER OF NEBRASKA INC.	\$885.00

Millard Public Schools Check Register Prepared for the Board Meeting for Jan 4, 2016

Fund	Check Number	Check Date	Vendor Number	Vendor Name	Transaction Amount
01	428795	01/04/2016	133620	AKSARBEN PIPE AND SEWER CLEAN LLC	\$1,512.50
	428796	01/04/2016	141133	KELSEY ALBRIGHT	\$60.00
	428797	01/04/2016	136365	ALEGENT CREIGHTON HEALTH SPORTS MED	\$5,750.00
	428798	01/04/2016	010946	JEFFREY ALFREY	\$155.00
	428799	01/04/2016	140391	ALLY FINANCIAL INC	\$394.00
	428801	01/04/2016	107651	AMAZON.COM INC	\$1,880.64
	428802	01/04/2016	132722	AAFCS	\$150.00
	428804	01/04/2016	012480	AMERICAN TIME & SIGNAL COMPANY	\$109.83
	428806	01/04/2016	065425	ANDERSEN MIDDLE SCHOOL	\$1,962.50
	428807	01/04/2016	138550	APPERSON	\$240.27
	428808	01/04/2016	012989	APPLE COMPUTER INC	\$3,000.00
	428809	01/04/2016	106436	AQUA-CHEM INC	\$1,143.27
	428812	01/04/2016	133406	BUSCO INC	\$425.00
	428813	01/04/2016	013496	ASSN FOR SUPERVISION/CURRICULUM DEV	\$1,085.00
	428814	01/04/2016	134235	SARAH ASCHENBRENNER	\$47.27
	428815	01/04/2016	138291	AUTISM CENTER OF NEBRASKA INC	\$3,981.80
	428816	01/04/2016	013890	AWARDS UNLIMITED INC.	\$553.40
	428817	01/04/2016	102727	B & H PHOTO	\$462.65
	428818	01/04/2016	135852	COLLEEN BALLARD	\$878.01
	428819	01/04/2016	017876	BARCLAY SCHOOL SUPPLIES INC	\$670.75
	428820	01/04/2016	099646	BARNES AND NOBLE BOOKSTORE	\$183.40
	428821	01/04/2016	017877	CYNTHIA BARR-MCNAIR	\$164.74
	428822	01/04/2016	140545	ELIZABETH M BARRY	\$60.00
	428823	01/04/2016	107979	LORI BARTELS	\$203.55
	428824	01/04/2016	133359	TERA BASS	\$80.00
	428825	01/04/2016	131634	MARGUERITE BAY	\$50.08
	428827	01/04/2016	135223	AARON BEARINGER	\$105.69
	428828	01/04/2016	134873	JOHN BECKER	\$70.44

Millard Public Schools Check Register Prepared for the Board Meeting for Jan 4, 2016

Fund	Check Number	Check Date	Vendor Number	Vendor Name	Transaction Amount
01	428829	01/04/2016	139783	LYNNE H BECKER	\$4,001.50
	428830	01/04/2016	107540	BRIAN BEGLEY	\$477.20
	428831	01/04/2016	139889	DARLA BELL	\$161.58
	428833	01/04/2016	132123	AMANDA C BENAK	\$258.00
	428834	01/04/2016	139161	BERKLEY RISK ADMINISTRATORS CO LLC	\$5,000.00
	428835	01/04/2016	141116	REBECCA BEVANS	\$60.00
	428836	01/04/2016	134945	NOLAN BEYER	\$183.71
	428838	01/04/2016	140760	TOM BERT LAUWERS	\$89.10
	428839	01/04/2016	140563	HANNAH E BIRGE	\$60.00
	428843	01/04/2016	019111	BISHOP BUSINESS EQUIPMENT	\$10,271.00
	428844	01/04/2016	140887	BJ'S FLEET WASH LLC	\$496.00
	428845	01/04/2016	108192	BLAINE RAY WORKSHOPS	\$51.03
	428846	01/04/2016	099220	DICK BLICK CO	\$2,541.96
	428847	01/04/2016	134478	TIFFANY BOCK SMITH	\$60.95
	428848	01/04/2016	139344	DOUGLAS BOGATZ	\$209.94
	428849	01/04/2016	130899	KIMBERLY BOLAN	\$130.53
	428850	01/04/2016	139510	BOLTS ETC INC	\$4.20
	428851	01/04/2016	019559	BOUND TO STAY BOUND BOOKS INC	\$9,626.16
	428852	01/04/2016	141124	MALISSIE BOYER	\$295.20
	428853	01/04/2016	134129	BRAINPOP LLC	\$220.00
	428854	01/04/2016	139190	ROSE BRAUN	\$85.00
	428855	01/04/2016	139890	DOUGLAS BREITER	\$47.90
	428856	01/04/2016	130576	PAMELA BRENNAN	\$136.28
	428857	01/04/2016	133824	NANCY BROWN	\$61.88
	428858	01/04/2016	137274	EILEEN CABRERA	\$24.21
	428859	01/04/2016	134350	CAMBIUM LEARNING INC	\$4,124.65
	428860	01/04/2016	106806	ELIZABETH CAREY	\$20.70
	428861	01/04/2016	023964	DAVE CARLSEN	\$300.00

Millard Public Schools Check Register Prepared for the Board Meeting for Jan 4, 2016

Fund	Check Number	Check Date	Vendor Number	Vendor Name	Transaction Amount
01	428862	01/04/2016	135712	TARA JURENA CARMICHAEL	\$57.77
	428863	01/04/2016	023970	CAROLINA BIOLOGICAL SUPPLY CO	\$145.73
	428864	01/04/2016	139436	MATTHEW JOSEPH CASAS	\$400.00
	428865	01/04/2016	131158	CURTIS CASE	\$136.28
	428867	01/04/2016	133970	CCS PRESENTATION SYSTEMS	\$2,556.60
	428868	01/04/2016	138613	CENTRAL SALES INC	\$243.13
	428869	01/04/2016	135648	SUSAN CHADWICK	\$36.23
	428870	01/04/2016	139345	JULIE CHALOUPKA	\$33.70
	428871	01/04/2016	132271	ERIK CHAUSSEE	\$48.30
	428872	01/04/2016	024445	MARK CHAVEZ	\$116.73
	428873	01/04/2016	106851	CHILDREN'S HOME HEALTHCARE	\$18,536.75
	428874	01/04/2016	141072	ALICIA CHOON	\$60.00
	428875	01/04/2016	140867	BRITTANY CINFEL	\$60.38
	428876	01/04/2016	025235	DALE CLAUSEN	\$133.40
	428877	01/04/2016	131135	PATRICIA CLIFTON	\$99.48
	428878	01/04/2016	137013	NANCY COLE	\$156.34
	428879	01/04/2016	107482	COLLEGE BOARD/NYO	\$325.00
	428880	01/04/2016	132126	KIP COLONY	\$146.30
	428882	01/04/2016	139891	MARY CONNELL	\$34.96
	428883	01/04/2016	136574	CONTROL DEPOT INC	\$934.87
	428884	01/04/2016	026057	CONTROL MASTERS INC	\$12,052.95
	428885	01/04/2016	136518	JANET COOK	\$117.59
	428886	01/04/2016	141058	KOBE COOPER	\$300.00
	428887	01/04/2016	137922	MICHAEL CRADDOCK	\$60.00
	428888	01/04/2016	017611	ANGELA CRAFT	\$117.83
	428889	01/04/2016	139034	CRAIG RESOURCES INC	\$5,147.89
	428891	01/04/2016	141149	KURTIS CRONICAN	\$100.00
	428892	01/04/2016	133943	SARAH CROTZER	\$24.06

Millard Public Schools Check Register Prepared for the Board Meeting for Jan 4, 2016

Fund	Check Number	Check Date	Vendor Number	Vendor Name	Transaction Amount
01	428894	01/04/2016	106893	WICHITA WATER CONDITIONING INC	\$56.35
	428895	01/04/2016	136988	CHERYL CURTIS	\$90.20
	428896	01/04/2016	130731	FIRST WIRELESS INC	\$779.98
	428897	01/04/2016	131483	JANET DAHLGAARD	\$236.07
	428898	01/04/2016	132671	JEAN DAIGLE	\$105.51
	428899	01/04/2016	131003	DAILY RECORD	\$16.10
	428900	01/04/2016	140910	LISA A DALY	\$2,305.50
	428901	01/04/2016	138477	MIDWEST HARDWOODS	\$50.80
	428902	01/04/2016	138306	STACY DARNOLD	\$106.26
	428903	01/04/2016	140546	ALAN EUGENE DAVIS	\$180.00
	428905	01/04/2016	032800	DEMCO INC	\$1,726.73
	428906	01/04/2016	135865	SABRINA DENNEY BULL	\$86.83
	428907	01/04/2016	032872	DENNIS SUPPLY COMPANY	\$191.13
	428908	01/04/2016	136316	EVA DENTON	\$137.15
	428909	01/04/2016	137331	BASTIAN DERICHS	\$127.71
	428910	01/04/2016	140868	JULIE DESROSIER	\$125.70
	428913	01/04/2016	033473	DIETZE MUSIC HOUSE INC	\$154.39
	428914	01/04/2016	135509	DIGIORGIO'S SPORTSWEAR INC	\$190.00
	428915	01/04/2016	132669	DIGITAL DOT SYSTEMS INC	\$336.00
	428916	01/04/2016	136179	DIGITAL EXPRESS INC	\$70.05
	428917	01/04/2016	135373	LINDA DONOHUE	\$21.10
	428919	01/04/2016	139349	TERRIN DORATHY	\$48.82
	428924	01/04/2016	130908	DOUGLAS COUNTY SCHOOL DIST.28-0001	\$323,513.56
	428925	01/04/2016	138848	ERIN DOWNS	\$111.55
	428926	01/04/2016	099628	DRAMATIC PUBLISHING	\$319.85
	428927	01/04/2016	134298	DOUGLAS DRUMMOND	\$54.05
	428928	01/04/2016	135689	SUSAN DULANY	\$114.83
	428930	01/04/2016	138426	KELLY EALY	\$49.80

Millard Public Schools Check Register Prepared for the Board Meeting for Jan 4, 2016

Fund	Check Number	Check Date	Vendor Number	Vendor Name	Transaction Amount
01	428931	01/04/2016	052370	ECHO ELECTRIC SUPPLY CO	\$252.80
	428932	01/04/2016	138878	LACEY EDDY	\$59.23
	428933	01/04/2016	037525	EDUCATIONAL SERVICE UNIT #3	\$80,017.62
	428934	01/04/2016	139892	ERIN EHLY	\$15.24
	428936	01/04/2016	133823	REBECCA EHRHORN	\$271.92
	428937	01/04/2016	038100	ELECTRICAL ENGINEERING & EQPT CO	\$0.00
	428938	01/04/2016	038140	ELECTRONIC SOUND INC.	\$4,007.61
	428939	01/04/2016	131007	ELMAN & CO INC	\$1,307.00
	428940	01/04/2016	109066	TED ESSER	\$226.05
	428941	01/04/2016	137950	MICHAEL ETZELMILLER	\$79.93
	428943	01/04/2016	134861	TARA FABIAN	\$132.08
	428944	01/04/2016	141074	JENNIFER FALCON	\$60.00
	428945	01/04/2016	139316	JASON FARWELL	\$75.10
	428946	01/04/2016	130632	DANIELSON ENTERPRISES INC	\$80.43
	428947	01/04/2016	131927	RLB ENTERPRISE LLC	\$170.00
	428948	01/04/2016	132699	FATHER FLANAGANS BOYS HOME	\$110.00
	428949	01/04/2016	139472	MATTHEW FEDDE	\$25.30
	428950	01/04/2016	040450	FEDERAL EXPRESS	\$64.27
	428952	01/04/2016	040470	MARK FELDHAUSEN	\$93.78
	428953	01/04/2016	040537	FERGUSON ENTERPRISES INC	\$5,694.20
	428954	01/04/2016	137016	ANGELA FERGUSON	\$70.15
	428955	01/04/2016	106956	FERRELLGAS	\$16.00
	428956	01/04/2016	132845	JODI FIDONE	\$305.88
	428957	01/04/2016	135115	TAMELA FIERSTEIN	\$30.48
	428958	01/04/2016	040902	FIRST NATIONAL BANK TRUST DEPT	\$3,200.00
	428959	01/04/2016	041086	FLINN SCIENTIFIC INC	\$304.77
	428961	01/04/2016	041100	FOLLETT SCHOOL SOLUTIONS INC	\$14,255.55
	428962	01/04/2016	139442	JAMES STEPHEN FORAL	\$100.00

Millard Public Schools Check Register Prepared for the Board Meeting for Jan 4, 2016

Fund	Check Number	Check Date	Vendor Number	Vendor Name	Transaction Amount
01	428964	01/04/2016	041146	KENNETH FOSSEN	\$161.23
	428965	01/04/2016	065300	FOUNDATIONAL BUILDINGS MATERIAL LLC	\$9.00
	428966	01/04/2016	138805	MELISSA FRANS	\$164.89
	428967	01/04/2016	140791	FRONTLINE PRIVATE SECURITY LLC	\$585.00
	428968	01/04/2016	141037	SAM FULLER	\$75.00
	428969	01/04/2016	141095	FUMEX INC	\$752.98
	428970	01/04/2016	140869	MAGDALENE FUNKHOUSER	\$74.16
	428971	01/04/2016	137543	MEGAN GEERTS	\$48.30
	428972	01/04/2016	141063	LAUREN GEHRKI	\$60.00
	428973	01/04/2016	140854	GENERAL ELECTRIC CAPITAL CORP	\$3,101.72
	428974	01/04/2016	139894	TRICIA GILLET	\$88.88
	428975	01/04/2016	106660	GLASSMASTERS INC	\$1,252.00
	428976	01/04/2016	139320	GLOGSTER EC INC	\$39.00
	428977	01/04/2016	141134	PRIYANKA GODBOLE	\$60.00
	428978	01/04/2016	044950	GRAINGER INDUSTRIAL SUPPLY	\$2,093.82
	428979	01/04/2016	134623	BRENDA GRAUMANN	\$87.48
	428980	01/04/2016	101653	GREAT POTENTIAL PRESS INC	\$25.90
	428981	01/04/2016	044982	GREATER OMAHA CHAMBER OF COMMERCE	\$225.00
	428982	01/04/2016	133885	GREENLIFE GARDENS INC	\$690.00
	428983	01/04/2016	139723	NEHER & SONS INC	\$103.95
	428984	01/04/2016	136046	JODI GROSSE	\$160.94
	428985	01/04/2016	140595	ALEJANDRO GUERRU	\$200.00
	428986	01/04/2016	141145	LAUREN GUSMAN	\$60.00
	428987	01/04/2016	138427	JEFF GUSTAFSON	\$58.65
	428988	01/04/2016	135199	LISA GUSTIN	\$86.14
	428989	01/04/2016	140116	BRIDGET HAMES	\$60.00
	428990	01/04/2016	140575	WALTER R HAMILTON	\$60.00
	428992	01/04/2016	047853	HAPPY CAB COMPANY INC	\$26,691.39

Millard Public Schools Check Register Prepared for the Board Meeting for Jan 4, 2016

Fund	Check Number	Check Date	Vendor Number	Vendor Name	Transaction Amount
01	428993	01/04/2016	140536	BROOKE HARTMAN	\$180.00
	428994	01/04/2016	140889	DEANNA HAYES	\$29.21
	428995	01/04/2016	139347	CHERYL HEADLEY	\$111.55
	428996	01/04/2016	102842	HELGET GAS PRODUCTS INC	\$107.76
	428997	01/04/2016	108478	DAVID HEMPHILL	\$82.01
	428999	01/04/2016	132423	HEWLETT PACKARD CO	\$278.00
	429002	01/04/2016	048845	CAMILLE HINZ	\$88.32
	429003	01/04/2016	048960	HOCKENBERGS EQUIP & SUPPLY CO INC	\$81.33
	429004	01/04/2016	132592	WILLIAM SPRAGUE, JR.	\$846.10
	429005	01/04/2016	049650	HOUGHTON MIFFLIN HARCOURT PUB CO	\$310.20
	429006	01/04/2016	109836	AMY HOULTON	\$83.95
	429007	01/04/2016	132531	TERRY HOULTON	\$202.00
	429008	01/04/2016	101533	DIANE HOWARD	\$46.23
	429009	01/04/2016	139473	KATHLEEN HRABAN	\$12.42
	429010	01/04/2016	132146	HSMC ORIZON LLC	\$13,650.00
	429011	01/04/2016	140158	KACIE HUGHES	\$25.00
	429012	01/04/2016	141153	REBECCA HUMAN	\$60.00
	429013	01/04/2016	134807	MONICA HUTFLES	\$35.02
	429014	01/04/2016	133397	HY-VEE INC	\$1,139.67
	429015	01/04/2016	133397	HY-VEE INC	\$1,166.99
	429016	01/04/2016	135004	HY-VEE INC	\$422.39
	429017	01/04/2016	049851	HY-VEE INC	\$1,379.67
	429018	01/04/2016	051573	POPCO INC	\$107.69
	429019	01/04/2016	140112	JASON ALLEN DEWATER	\$125.00
	429021	01/04/2016	139348	DANIEL INNES	\$32.43
	429024	01/04/2016	100928	J W PEPPER & SON INC.	\$1,267.47
	429026	01/04/2016	139763	CALVIN JACOBS	\$16.45
	429027	01/04/2016	141135	KRISTA JAMESON	\$21.11

Millard Public Schools Check Register Prepared for the Board Meeting for Jan 4, 2016

Fund	Check Number	Check Date	Vendor Number	Vendor Name	Transaction Amount
01	429028	01/04/2016	131157	CHRISTINE JANOVEC-POEHLMAN	\$118.91
	429029	01/04/2016	136953	JSDO 1 LLC	\$128.20
	429030	01/04/2016	135735	GEORGE JELKIN	\$96.89
	429031	01/04/2016	133037	JENSEN TIRE COMPANY	\$441.74
	429032	01/04/2016	130834	JANET JIZBA	\$42.80
	429033	01/04/2016	107039	SHARON KIM JOHANSEN	\$26.45
	429034	01/04/2016	140577	ANNE JOHNSON	\$60.00
	429035	01/04/2016	054492	JIM L JOHNSON	\$560.00
	429036	01/04/2016	141100	XAVIER JOHNSON	\$200.00
	429037	01/04/2016	136565	PATRICIA JUAREZ	\$13.80
	429038	01/04/2016	137214	DAVID KAHM	\$25.00
	429039	01/04/2016	101224	KAPCO	\$1,376.03
	429040	01/04/2016	140891	MARCIA KAUTSCH	\$93.78
	429041	01/04/2016	132265	CATHERINE KEISER	\$38.35
	429042	01/04/2016	132272	SUSAN KELLEY	\$93.00
	429043	01/04/2016	134801	JULIE KEMP	\$66.87
	429044	01/04/2016	141154	FIONA KENNEDY	\$60.00
	429045	01/04/2016	141137	NATASHA KESSLER	\$165.00
	429046	01/04/2016	131177	ANDREA KIDD	\$30.74
	429047	01/04/2016	133973	KIDS ON THE MOVE INC	\$418.50
	429048	01/04/2016	140091	KENT KINGSTON	\$65.00
	429049	01/04/2016	139753	CHERIS KITE	\$41.06
	429050	01/04/2016	139301	REBECCA KLEEMAN WEYANT	\$52.88
	429051	01/04/2016	134941	LISA KLOSNER	\$16.13
	429052	01/04/2016	138812	KNOWLEDGENET ENTERPRISES LLC	\$1,500.00
	429053	01/04/2016	138846	ELIZABETH KOCIS	\$34.27
	429054	01/04/2016	131826	ALICIA KOTLARZ	\$33.12
	429055	01/04/2016	139649	JULIE A KOZISEK	\$6,750.00

Millard Public Schools Check Register Prepared for the Board Meeting for Jan 4, 2016

Fund	Check Number	Check Date	Vendor Number	Vendor Name	Transaction Amount
01	429056	01/04/2016	136285	MICHELLE KRAFT	\$14.03
	429057	01/04/2016	140330	MOLLY KRATZ	\$50.97
	429058	01/04/2016	134329	JASON KRSKA	\$37.57
	429059	01/04/2016	133923	KUBAT PHARMACY/HEALTHCARE	\$190.00
	429060	01/04/2016	137385	JOSEPH KUEHL	\$83.38
	429061	01/04/2016	137010	CHRISTINA LAGRONE	\$81.08
	429063	01/04/2016	135257	LANGUAGE LINE SERVICES INC	\$525.67
	429064	01/04/2016	139335	LARRY VOGLER	\$1,620.00
	429065	01/04/2016	141103	ROBERT E LARSEN	\$50.00
	429066	01/04/2016	135156	LAWSON PRODUCTS INC	\$903.25
	429067	01/04/2016	139896	MICHELLE LEENERTS	\$174.69
	429068	01/04/2016	141127	KATHY LENTZ	\$75.00
	429069	01/04/2016	135303	KATIE LETHCOE	\$20.48
	429070	01/04/2016	137345	BONNIE LEVINGER	\$44.85
	429071	01/04/2016	137944	LIBRA INDUSTRIES	\$320.50
	429072	01/04/2016	059470	LIEN TERMITE & PEST CONTROL INC	\$944.00
	429073	01/04/2016	140456	THE LINCOLN ELECTRIC CO	\$600.00
	429074	01/04/2016	106116	LINCOLN HIGH SCHOOL	\$272.00
	429075	01/04/2016	141146	SAMUEL LINDBLAD	\$50.00
	429076	01/04/2016	133643	JODY LINDQUIST	\$129.03
	429077	01/04/2016	136315	COURTNEY LOHRENZ	\$8.86
	429078	01/04/2016	059866	STACY LONGACRE	\$149.90
	429079	01/04/2016	139414	CHRISTOPHER LOOFE	\$295.00
	429080	01/04/2016	139936	MARRIOTT HOTEL SERVICES INC	\$441.11
	429081	01/04/2016	060111	LOVELESS MACHINE & GRINDING SVC INC	\$46.50
	429082	01/04/2016	131397	LOWE'S HOME CENTERS INC	\$249.12
	429083	01/04/2016	135376	CASEY LUNDGREN	\$106.20
	429085	01/04/2016	060155	LYMAN-RICHEY CORPORATION	\$1,361.68

Millard Public Schools Check Register Prepared for the Board Meeting for Jan 4, 2016

Fund	Check Number	Check Date	Vendor Number	Vendor Name	Transaction Amount
01	429086	01/04/2016	141150	PHILIP S MAAS	\$100.00
	429087	01/04/2016	099321	MACKIN BOOK CO	\$1,107.03
	429088	01/04/2016	106949	LUCY MADSEN	\$33.75
	429089	01/04/2016	138473	KEITH MALY	\$115.00
	429091	01/04/2016	063920	MARCO PRODUCTS INC	\$298.76
	429092	01/04/2016	133505	SUSAN MARLATT	\$259.26
	429093	01/04/2016	133201	DAWN MARTEN	\$17.94
	429095	01/04/2016	059560	MATHESON TRI-GAS INC	\$964.58
	429096	01/04/2016	108052	MAX I WALKER	\$1,171.85
	429097	01/04/2016	138341	MAXIM HEALTHCARE SERVICES INC	\$21,418.54
	429098	01/04/2016	134788	JOHN MAY	\$62.73
	429099	01/04/2016	140507	ALEXA MAZUR	\$37.15
	429100	01/04/2016	136618	DANIEL MCCONNELL	\$73.83
	429101	01/04/2016	139047	MEGAN MCELFRESH	\$180.00
	429104	01/04/2016	140110	MCGRAW-HILL EDUCATION INC	\$1,093.75
	429105	01/04/2016	137014	RYE MCINTOSH	\$136.45
	429106	01/04/2016	137947	MECHANICAL SALES PARTS INC	\$952.87
	429107	01/04/2016	064600	METAL DOORS & HARDWARE COMPANY INC	\$3,906.00
	429109	01/04/2016	133403	AMERICAN NATIONAL BANK	\$10,918.83
	429110	01/04/2016	064801	NANCY MEYER	\$101.25
	429111	01/04/2016	102870	MIDLAND COMPUTER INC	\$899.76
	429112	01/04/2016	065400	MILLARD LUMBER INC	\$308.95
	429113	01/04/2016	107560	MILLARD METAL SERVICES INC.	\$380.00
	429114	01/04/2016	065410	MILLARD PUB SCHL ADMIN ACTIVITY FND	\$2,731.45
	429116	01/04/2016	139230	JOANNE MILLER	\$150.27
	429117	01/04/2016	132412	SANDRA MILLER	\$80.29
	429118	01/04/2016	141093	GRANT MITERA	\$18.19
	429120	01/04/2016	140638	MODULAR ROBOTICS INC	\$1,257.90

Millard Public Schools Check Register Prepared for the Board Meeting for Jan 4, 2016

Fund	Check Number	Check Date	Vendor Number	Vendor Name	Transaction Amount
01	429121	01/04/2016	141076	JACOB MOORE	\$100.00
	429122	01/04/2016	140990	LAURA MORRIS	\$105.46
	429123	01/04/2016	134532	MORRISSEY ENGINEERING INC	\$1,147.50
	429124	01/04/2016	132491	DONITA MOSEMAN	\$53.48
	429125	01/04/2016	063150	MSC INDUSTRIAL SUPPLY CO	\$1,019.74
	429126	01/04/2016	137052	DEVONYE MULLINS	\$203.95
	429128	01/04/2016	138675	MUSEUM OF SCIENCE	\$2,321.90
	429129	01/04/2016	141148	SUNANDHAA NARASIMHAN	\$60.00
	429130	01/04/2016	067000	NASCO	\$574.16
	429132	01/04/2016	101560	NATIONAL COUNCIL FOR SOCIAL STUDIES	\$72.00
	429133	01/04/2016	107416	NATIONAL GEOGRAPHIC SOCIETY	\$100.00
	429134	01/04/2016	068020	NATIONAL SCIENCE TEACHERS ASSOC	\$1,027.28
	429135	01/04/2016	099928	NATIONAL SPEECH & DEBATE ASSN/NFL	\$71.00
	429136	01/04/2016	130548	NCS PEARSON INC	\$990.17
	429137	01/04/2016	135490	NE ASSOC OF SCHOOL PERSONNEL ADMIN	\$100.00
	429138	01/04/2016	068334	NEBRASKA AIR FILTER INC	\$3,905.10
	429139	01/04/2016	068415	NEBRASKA COUNCIL OF SCHOOL	\$140.00
	429142	01/04/2016	068454	NEBRASKA DEPARTMENT OF REVENUE	\$110.00
	429143	01/04/2016	068445	NEBRASKA FURNITURE MART INC	\$367.95
	429144	01/04/2016	134231	UNIVERSITY OF NEBRASKA AT KEARNEY	\$150.00
	429145	01/04/2016	068684	NEBRASKA SCIENTIFIC	\$477.85
	429146	01/04/2016	109843	NEXTEL PARTNERS INC	\$3,707.95
	429147	01/04/2016	141068	DUY KHAC NGUYEN	\$120.00
	429148	01/04/2016	141138	AMANDA NIEMIEC	\$162.32
	429149	01/04/2016	136715	CARISSA NIETFELDT	\$75.73
	429151	01/04/2016	107905	MELINDA NOLLER	\$97.64
	429152	01/04/2016	139569	NORCOSTCO	\$140.70
	429153	01/04/2016	138798	NORFOLK LODGE & SUITES LLC	\$664.00

Millard Public Schools Check Register Prepared for the Board Meeting for Jan 4, 2016

Fund	Check Number	Check Date	Vendor Number	Vendor Name	Transaction Amount
01	429154	01/04/2016	141155	NORRIS SCHOOL DISTRICT #160	\$361.00
	429155	01/04/2016	140537	EVE NORTON	\$13.34
	429156	01/04/2016	139541	GERALD OCKEN	\$85.00
	429157	01/04/2016	050042	ANNE OETH	\$338.68
	429160	01/04/2016	100013	OFFICE DEPOT 84133510	\$3,414.70
	429161	01/04/2016	070245	OHARCO DISTRIBUTORS	\$723.21
	429162	01/04/2016	132778	MELANIE OLSON	\$24.04
	429163	01/04/2016	134725	OMAHA CASING CO INC	\$1,680.00
	429165	01/04/2016	070800	OMAHA PUBLIC POWER DISTRICT	\$320,314.14
	429166	01/04/2016	071050	OMAHA WORLD HERALD	\$353.33
	429167	01/04/2016	140402	OMNI FINANCIAL GROUP INC	\$737.50
	429168	01/04/2016	133850	ONE SOURCE	\$3,742.00
	429169	01/04/2016	138662	KELLY OSTRAND	\$45.02
	429170	01/04/2016	107193	OTIS ELEVATOR COMPANY	\$3,500.00
	429171	01/04/2016	133368	KELLY O'TOOLE	\$55.20
	429172	01/04/2016	071190	OVERHEAD DOOR COMPANY OMAHA	\$330.00
	429173	01/04/2016	132443	OZANAM/BIST	\$600.00
	429174	01/04/2016	134428	ELIZABETH PACHTA	\$112.59
	429175	01/04/2016	071545	PAPER CORPORATION	\$13,728.00
	429176	01/04/2016	137015	GEORGE PARKER	\$60.20
	429177	01/04/2016	132006	ANDREA PARSONS	\$152.96
	429178	01/04/2016	135569	CYNTHIA PAVONE	\$74.12
	429179	01/04/2016	131610	PATRICIA D BUFFUM	\$1,220.00
	429180	01/04/2016	102699	PEARSON EDUCATION	\$5,939.81
	429181	01/04/2016	109831	JANET PELSTER	\$39.68
	429182	01/04/2016	107783	HEIDI PENKE	\$42.55
	429183	01/04/2016	072216	PERMA BOUND	\$82.00
	429184	01/04/2016	141128	ABBIE PERRY	\$50.00

Millard Public Schools Check Register Prepared for the Board Meeting for Jan 4, 2016

Fund	Check Number	Check Date	Vendor Number	Vendor Name	Transaction Amount
01	429185	01/04/2016	140516	JOSEPH PETITO	\$234.03
	429186	01/04/2016	140422	AMY PETRICEK	\$15.99
	429187	01/04/2016	138397	PICKATIME	\$60.00
	429188	01/04/2016	139940	CA ENTERPRISES INC	\$26.05
	429189	01/04/2016	073040	PITNEY BOWES PRESORT SERVICES INC	\$20,000.00
	429190	01/04/2016	139542	CHRISTOPHER PITSCHMANN	\$120.00
	429191	01/04/2016	131823	PLASMACAM INC	\$99.00
	429192	01/04/2016	140930	HEATHER POHL	\$12.82
	429193	01/04/2016	139899	JENNIFER POLLOCK	\$101.60
	429194	01/04/2016	072900	POPPLERS MUSIC INC	\$119.64
	429195	01/04/2016	109845	CHRISTINA PREUSS	\$18.36
	429196	01/04/2016	134598	PRIME COMMUNICATIONS INC	\$2,781.94
	429197	01/04/2016	102199	PRIORITY FITNESS INC	\$750.00
	429198	01/04/2016	138656	PROJECT LEAD THE WAY INC	\$12,030.00
	429199	01/04/2016	073840	PSYCHOLOGICAL ASSESSMENT RESOURCE	\$731.70
	429201	01/04/2016	130657	TIMOTHY RADCLIFF	\$70.00
	429202	01/04/2016	133917	RADIO ENGINEERING INDUSTRIES INC	\$6,790.00
	429203	01/04/2016	141139	KARA RADTKE	\$66.67
	429204	01/04/2016	140511	FAITH RASMUSSEN	\$31.45
	429205	01/04/2016	141050	TIANA RASMUSSEN	\$180.00
	429206	01/04/2016	078420	RAWSON & SONS ROOFING, INC.	\$9,655.00
	429207	01/04/2016	109810	BETHANY RAY	\$113.85
	429209	01/04/2016	135690	DEIDRE REEH	\$17.33
	429210	01/04/2016	134858	JENNIFER REID	\$59.29
	429211	01/04/2016	140465	JULIE REINEKE	\$37.95
	429212	01/04/2016	133770	DIANE REINERS	\$37.43
	429213	01/04/2016	137724	ELIZABETH REISBIG	\$80.89
	429215	01/04/2016	138963	REECE RISTAU	\$80.00

Millard Public Schools Check Register Prepared for the Board Meeting for Jan 4, 2016

Fund	Check Number	Check Date	Vendor Number	Vendor Name	Transaction Amount
01	429216	01/04/2016	139543	PATRICK RITENOUR	\$35.00
	429217	01/04/2016	136847	RIVERSIDE TECHNOLOGIES INC	\$696.75
	429218	01/04/2016	079310	ROCKBROOK CAMERA CENTER	\$143.49
	429219	01/04/2016	137125	LAUREN ROEDER	\$33.47
	429220	01/04/2016	134882	LINDA ROHMILLER	\$12.65
	429221	01/04/2016	136121	MELANIE E ROLL	\$200.00
	429224	01/04/2016	079440	ROSENBAUM ELECTRIC INC	\$9,476.27
	429225	01/04/2016	072286	JEAN RUCHTI	\$144.90
	429226	01/04/2016	131615	RUSSELL MIDDLE SCHOOL	\$150.00
	429227	01/04/2016	137386	LIBRARY VIDEO COMPANY	\$1,230.85
	429228	01/04/2016	141077	CALEB SALTER	\$120.00
	429229	01/04/2016	041500	SAMUEL FRENCH INC	\$20.95
	429230	01/04/2016	081725	KIMBERLEY SAUM-MILLS	\$414.33
	429231	01/04/2016	133389	RYAN SAUNDERS	\$65.00
	429233	01/04/2016	109806	BRENT SCHADE	\$114.66
	429235	01/04/2016	137012	SHELLEY SCHMITZ	\$21.39
	429237	01/04/2016	082100	SCHOLASTIC INC	\$288.00
	429238	01/04/2016	082140	SCHOLASTIC MAGAZINES	\$381.44
	429239	01/04/2016	082200	SCHOOL HEALTH CORPORATION	\$716.83
	429240	01/04/2016	130526	SCHOOL MEDIA ASSOCIATES LLC	\$155.95
	429241	01/04/2016	082350	SCHOOL SPECIALTY INC	\$106.10
	429243	01/04/2016	139545	ALAN SCHROEDER	\$70.00
	429244	01/04/2016	134567	KAYE SCHWEIGERT	\$262.89
	429245	01/04/2016	139827	MATTHEW SCOTT	\$50.21
	429246	01/04/2016	082905	KIMBERLY SECORA	\$36.74
	429247	01/04/2016	098765	SECURITY BENEFIT LIFE INS CO	\$9,089.55
	429248	01/04/2016	082910	SECURITY EQUIPMENT INC	\$1,145.00
	429249	01/04/2016	108161	STAN SEGAL	\$148.75

Millard Public Schools Check Register Prepared for the Board Meeting for Jan 4, 2016

Fund	Check Number	Check Date	Vendor Number	Vendor Name	Transaction Amount
01	429250	01/04/2016	082941	KELLY SELTING	\$105.23
	429251	01/04/2016	134189	JODY SEMPEK	\$55.11
	429252	01/04/2016	140383	SENTRY INSURANCE, A MUTUAL COMPANY	\$83,079.00
	429253	01/04/2016	136754	CCT ENTERPRISES LLC	\$244.80
	429254	01/04/2016	109800	AMY SHATTUCK	\$151.80
	429255	01/04/2016	137697	LARIA SHEA	\$267.51
	429256	01/04/2016	083175	SHEPPARD'S BUSINESS INTERIORS	\$114.00
	429257	01/04/2016	083188	SHIFFLER EQUIPMENT SALES, INC.	\$353.38
	429258	01/04/2016	135483	SHIRT SHACK OMAHA INC	\$294.34
	429259	01/04/2016	132590	SILVERSTONE GROUP INC	\$4,877.00
	429260	01/04/2016	141105	KENNA SILVEY	\$120.00
	429261	01/04/2016	141140	KYLE A SIMONSEN	\$165.00
	429263	01/04/2016	133949	SKAR ADVERTISING	\$6,483.72
	429264	01/04/2016	141147	GRACE SMITH	\$60.00
	429265	01/04/2016	141151	JACY SOPRANO	\$175.00
	429266	01/04/2016	133954	SOUTHSIDE PLUMBING LLC	\$537.48
	429267	01/04/2016	132405	SPARTAN STORES DISTRIBUTION LLC	\$81.14
	429268	01/04/2016	140701	BENJAMIN PETER STEWART	\$200.00
	429269	01/04/2016	139944	DAVID STALLING	\$19.55
	429270	01/04/2016	137481	STAPLES CONTRACT & COMMERCIAL INC	\$482.49
	429272	01/04/2016	134116	STATE STEEL OF OMAHA	\$307.28
	429273	01/04/2016	084491	TRACY STAUFFER	\$124.78
	429274	01/04/2016	133321	DON STEDMAN	\$70.00
	429275	01/04/2016	141088	STEMFINITY LLC	\$4,559.50
	429277	01/04/2016	139843	STUDENT TRANSPORATION NEBRASKA INC	\$144,660.84
	429278	01/04/2016	069689	INTERLINE BRANDS INC	\$38,989.43
	429279	01/04/2016	138413	SARAH SVACINA	\$208.00
	429280	01/04/2016	099302	SYSCO LINCOLN INC	\$1,151.03

Millard Public Schools Check Register Prepared for the Board Meeting for Jan 4, 2016

Fund	Check Number	Check Date	Vendor Number	Vendor Name	Transaction Amount
01	429281	01/04/2016	141043	KIARA TAYLOR	\$125.01
	429282	01/04/2016	137579	AMANDA TAYLOR	\$169.27
	429283	01/04/2016	133969	TENNANT SALES & SERVICE COMPANY	\$162.32
	429285	01/04/2016	136381	ANNETTE THOMAS	\$9.89
	429286	01/04/2016	140599	ANGELA THORN	\$75.00
	429287	01/04/2016	135006	STEVE THRONE	\$629.00
	429288	01/04/2016	140649	REGAN TOKOS	\$60.00
	429289	01/04/2016	136578	PEGGI TOMLINSON	\$34.73
	429291	01/04/2016	106807	JEAN TOOHER	\$76.34
	429292	01/04/2016	131446	TOSHIBA AMERICA INFO SYS INC	\$1,038.00
	429293	01/04/2016	131446	TOSHIBA AMERICA INFO SYS INC	\$2,164.50
	429294	01/04/2016	089574	TOTAL MARKETING INC	\$542.00
	429295	01/04/2016	106364	TRANE US INC	\$21.00
	429296	01/04/2016	133826	MIRIAM TREDWAY	\$33.74
	429297	01/04/2016	089740	TREETOP PUBLISHING INC	\$89.00
	429298	01/04/2016	107719	KIMBERLY TRISLER	\$48.93
	429299	01/04/2016	106493	TRITZ PLUMBING, INC.	\$5,542.52
	429300	01/04/2016	136110	DONNA TROMBLA	\$53.83
	429301	01/04/2016	F03049	TUMBLEWEED PRESS INC	\$5,405.00
	429302	01/04/2016	141120	SAMANTHA TURCO	\$120.00
	429303	01/04/2016	141144	UNIFIED SCHOOL DISTRICT #233	\$50.00
	429304	01/04/2016	090270	UNITED DISTRIBUTORS, INC.	\$193.94
	429305	01/04/2016	090214	UNITED ELECTRIC SUPPLY CO INC	\$0.00
	429306	01/04/2016	139511	UNITED REFRIGERATION INC	\$1,627.10
	429310	01/04/2016	139797	US BANK NATIONAL ASSOCIATION	\$11,764.00
	429311	01/04/2016	138661	USA-CLEAN INC	\$1,576.88
	429312	01/04/2016	091040	VAL LTD	\$26.58
	429313	01/04/2016	138046	AUTO LUBE INC	\$29.73

Millard Public Schools Check Register Prepared for the Board Meeting for Jan 4, 2016

Fund	Check Number	Check Date	Vendor Number	Vendor Name	Transaction Amount
01	429314	01/04/2016	138460	KRISTIN VAN WYNGAARDN	\$153.53
	429315	01/04/2016	141055	EMILY VANORNAM	\$120.00
	429316	01/04/2016	140314	VARIDESK LLC	\$500.00
	429317	01/04/2016	136318	JENNIFER VEST	\$830.50
	429318	01/04/2016	141152	CALLIE JANE VICKERS	\$120.00
	429320	01/04/2016	134192	KIMBALL VREDEVELD	\$65.85
	429321	01/04/2016	135473	SUSAN WALDRON	\$12.14
	429322	01/04/2016	093008	BARBARA WALLER	\$44.91
	429323	01/04/2016	131112	LINDA WALTERS	\$57.56
	429324	01/04/2016	141091	RYAN WASH	\$150.00
	429325	01/04/2016	139738	WASTE MANAGEMENT OF NEBRASKA	\$13,373.81
	429326	01/04/2016	093765	WATER ENGINEERING, INC.	\$2,150.80
	429328	01/04/2016	107563	CAROL WEST	\$188.03
	429330	01/04/2016	094650	WESTSIDE COMMUNITY SCHOOLS	\$16,110.41
	429331	01/04/2016	133061	JACKIE WHISENHUNT	\$113.85
	429332	01/04/2016	139932	WILLIAM WHISTON	\$143.18
	429333	01/04/2016	137878	WHITE WOLF WEB PRINTERS INC	\$914.97
	429334	01/04/2016	140717	BENJAMIN NICHOLAS WHITE	\$100.00
	429335	01/04/2016	137485	WENDY WIGHT	\$92.64
	429337	01/04/2016	095491	GLEN WRAGGE	\$238.57
	429338	01/04/2016	100578	WT COX SUBSCRIPTIONS INC	\$653.69
	429339	01/04/2016	109852	WURTH BAER SUPPLY CO	\$218.72
	429340	01/04/2016	141143	PETER IVAN YOUNG	\$165.00
	429341	01/04/2016	139586	CATHERINE ZALESKI	\$60.00
	429343	01/04/2016	137020	CHAD ZIMMERMAN	\$458.48
	429344	01/04/2016	136468	MAUREEN ZOHLN	\$72.39
	429345	01/04/2016	136855	PAUL ZOHLN	\$60.15
	429346	01/04/2016	139278	ZONAR SYSTEMS INC	\$41,088.00

Millard Public Schools Check Register Prepared for the Board Meeting for Jan 4, 2016

Fund	Check Number	Check Date	Vendor Number	Vendor Name	Transaction Amount
01	429347	01/04/2016	135647	LACHELLE ZUHLKE	\$50.19
01 - Total					\$1,829,115.62
02	25196	12/21/2015	140904	ROCKBROOK ROASTING COMPANY LLC	\$786.68
	25197	12/21/2015	141029	SHERRY BENNETT	\$6.75
	25198	12/21/2015	138332	MCKENNA SHAYE BLACK	\$130.50
	25199	12/21/2015	141111	STEPHANIE BONAR	\$12.07
	25200	12/21/2015	010061	BULLER FIXTURE COMPANY	\$2,100.00
	25201	12/21/2015	106893	WICHITA WATER CONDITIONING INC	\$11.66
	25202	12/21/2015	139791	GREGORY EADES	\$28.75
	25203	12/21/2015	135983	ENCORE ONE LLC	\$8,432.04
	25204	12/21/2015	141112	DAVID GOESER	\$22.00
	25205	12/21/2015	140926	NICHOLAS JON GRADY	\$97.88
	25206	12/21/2015	140909	ALISON ANN GRUHN	\$97.88
	25207	12/21/2015	140905	MICHAELA HALE	\$97.88
	25208	12/21/2015	140906	HAILEIGH M HALL	\$97.88
	25209	12/21/2015	138195	JOHN HOBZA	\$215.15
	25210	12/21/2015	048960	HOCKENBERGS EQUIP & SUPPLY CO INC	\$1,158.88
	25211	12/21/2015	140908	SPENCER D LEWIS	\$184.88
	25212	12/21/2015	140450	TYLER LYONS	\$174.00
	25213	12/21/2015	100082	MCCORMACK DISTRIBUTING CO INC	\$32.23
	25214	12/21/2015	136279	MILLARD PUBLIC SCHOOL CLEARING ACCT	\$221.70
	25215	12/21/2015	139861	ALYSSA C MOWERY	\$65.25
	25216	12/21/2015	141113	ROBERT HALF INTERNATIONAL INC	\$462.07
	25217	12/21/2015	139832	PAMELA OSTERMAN	\$27.60
	25218	12/21/2015	140917	JENNIFER R PARKER	\$43.50
	25219	12/21/2015	102445	EDRIE PEARCE	\$166.85
	25220	12/21/2015	139863	ELIZABETH E PFISTER	\$21.75
	25221	12/21/2015	140907	PATRICIA PHILLIPS	\$76.13

Millard Public Schools Check Register Prepared for the Board Meeting for Jan 4, 2016

Fund	Check Number	Check Date	Vendor Number	Vendor Name	Transaction Amount
02	25222	12/21/2015	141115	MEGAN SAUTTER	\$12.00
	25223	12/21/2015	131746	MELINDA SCHUCHARD	\$40.02
	25224	12/21/2015	141114	PAULA SIMPSON	\$20.00
	25225	12/21/2015	101476	SODEXO INC & AFFILIATES	\$680,453.31
	25226	12/21/2015	140165	ANDREW WALDRON	\$61.63
	25227	12/21/2015	137672	CARLY J WHITE	\$130.50
	25228	12/21/2015	140871	DAVID C WOOD	\$8,537.50
	25229	12/23/2015	106893	WICHITA WATER CONDITIONING INC	\$26.67
	25230	12/23/2015	081630	SAMS CLUB DIRECT	\$188.38
	25231	01/04/2016	106893	WICHITA WATER CONDITIONING INC	\$12.50
	25232	01/04/2016	109843	NEXTEL PARTNERS INC	\$134.05
	25233	01/04/2016	100013	OFFICE DEPOT 84133510	\$1,185.05
02 - Total					\$705,573.57
06	428676	12/21/2015	140941	INDEPENDENT INVESTORS INC	\$805.52
	428808	01/04/2016	012989	APPLE COMPUTER INC	\$1,341.00
	428811	01/04/2016	140879	ARDENT LIGHTING GROUP LLC	\$181,797.70
	428826	01/04/2016	133480	BERINGER CIACCIO DENNELL MABREY	\$2,095.75
	428867	01/04/2016	133970	CCS PRESENTATION SYSTEMS	\$34,848.85
	428881	01/04/2016	106902	COMMUNICATION SERVICES INC.	\$783.08
	428904	01/04/2016	102577	DELL MARKETING LP	\$9,599.84
	428918	01/04/2016	136245	DONOVAN PROPERTIES LLC	\$1,767.34
	429062	01/04/2016	058775	LAMP RYNEARSON ASSOCIATES INC	\$1,325.47
	429111	01/04/2016	102870	MIDLAND COMPUTER INC	\$308.03
	429115	01/04/2016	131328	MILLER ELECTRIC COMPANY	\$10,431.00
	429119	01/04/2016	140386	MOBILE MINI INC	\$114.62
	429123	01/04/2016	134532	MORRISSEY ENGINEERING INC	\$2,200.00
	429196	01/04/2016	134598	PRIME COMMUNICATIONS INC	\$817.42
	429241	01/04/2016	082350	SCHOOL SPECIALTY INC	\$148.23

Millard Public Schools Check Register Prepared for the Board Meeting for Jan 4, 2016

Fund	Check Number	Check Date	Vendor Number	Vendor Name	Transaction Amount
06	429256	01/04/2016	083175	SHEPPARD'S BUSINESS INTERIORS	\$354.22
06 - Total					\$248,738.07
07	428662	12/21/2015	133480	BERINGER CIACCIO DENNELL MABREY	\$300.60
	428701	12/21/2015	058775	LAMP RYNEARSON ASSOCIATES INC	\$7,633.30
	428705	12/21/2015	107590	LUND-ROSS CONSTRUCTORS INC	\$335.50
	428710	12/21/2015	140792	MIDWEST EXCAVATING SERVICES LLC	\$8,874.40
	428711	12/21/2015	134532	MORRISSEY ENGINEERING INC	\$70,210.00
	428721	12/21/2015	139972	PURDY & SLACK ARCHITECTS PC	\$1,097.25
	428725	12/21/2015	140085	SAMPSON CONSTRUCTION CO INC	\$18,275.00
	428735	12/21/2015	141106	TURFBUILDERS IRRIGATION INC	\$1,800.02
	428752	12/17/2015	107590	LUND-ROSS CONSTRUCTORS INC	\$504,870.30
	428784	01/04/2016	010040	A & D TECHNICAL SUPPLY CO INC	\$106.02
	428805	01/04/2016	140305	AMERICAN TRAILER & STORAGE INC	\$199.00
	428826	01/04/2016	133480	BERINGER CIACCIO DENNELL MABREY	\$2,200.00
	428867	01/04/2016	133970	CCS PRESENTATION SYSTEMS	\$95.00
	428899	01/04/2016	131003	DAILY RECORD	\$17.90
	428929	01/04/2016	133806	E & A CONSULTING GROUP INC	\$1,084.60
	428931	01/04/2016	052370	ECHO ELECTRIC SUPPLY CO	\$27,657.29
	428935	01/04/2016	107980	EHLY'S INTERIORS	\$2,586.00
	428942	01/04/2016	134593	F & B CONSTRUCTORS INC	\$47,957.90
	429062	01/04/2016	058775	LAMP RYNEARSON ASSOCIATES INC	\$600.00
	429084	01/04/2016	107590	LUND-ROSS CONSTRUCTORS INC	\$351,797.40
	429103	01/04/2016	137614	MCGINNIS CONSTRUCTION INC	\$59,292.07
	429196	01/04/2016	134598	PRIME COMMUNICATIONS INC	\$41,004.37
	429214	01/04/2016	106416	RIFE CONSTRUCTION INC	\$33,004.88
	429284	01/04/2016	132452	TERRACON INC	\$244.05
	429299	01/04/2016	106493	TRITZ PLUMBING, INC.	\$378.00
07 - Total					\$1,181,620.85

Millard Public Schools Check Register Prepared for the Board Meeting for Jan 4, 2016

Fund	Check Number	Check Date	Vendor Number	Vendor Name	Transaction Amount
11	428660	12/21/2015	103085	AMERICAN ASSN TEACHERS OF GERMAN	\$738.00
	428675	12/21/2015	139116	KERRY ECKLEBE	\$180.00
	428708	12/21/2015	139955	MICHAEL GABRIEL MAGRANS	\$250.00
	428712	12/21/2015	137141	NATIONAL LATIN EXAM	\$790.00
	428722	12/21/2015	134819	RESPECT 2	\$150.00
	428754	12/17/2015	081630	SAMS CLUB DIRECT	\$22.96
	428785	01/04/2016	131405	AATSP	\$589.00
	428792	01/04/2016	136182	DOROTHY ADDISON	\$15.37
	428801	01/04/2016	107651	AMAZON.COM INC	\$1,306.97
	428803	01/04/2016	103085	AMERICAN ASSN TEACHERS OF GERMAN	\$488.00
	428810	01/04/2016	140073	BRUCE A ARANT JR	\$700.00
	428827	01/04/2016	135223	AARON BEARINGER	\$19.98
	428832	01/04/2016	141098	BELLBROOK HOMEOWNERS ASSOCIATION	\$200.00
	428837	01/04/2016	130683	BEYOND PLAY	\$314.47
	428882	01/04/2016	139891	MARY CONNELL	\$622.55
	428890	01/04/2016	140174	ABANTE LLC	\$379.25
	428899	01/04/2016	131003	DAILY RECORD	\$10.10
	428933	01/04/2016	037525	EDUCATIONAL SERVICE UNIT #3	\$2,608.00
	428951	01/04/2016	141141	MATTHEW TUCCI	\$200.00
	428963	01/04/2016	141126	JESSICA FORD	\$20.36
	428998	01/04/2016	141041	KELLI HESSE	\$48.35
	429000	01/04/2016	140000	TABITHA HIGHTOWER	\$26.87
	429001	01/04/2016	140858	MATTHEW HILDERBRAND	\$56.51
	429022	01/04/2016	052155	INTERNATIONAL SOCIETY TECHNOLOGY ED	\$434.00
	429025	01/04/2016	141067	SEAN JACKSON	\$114.00
	429029	01/04/2016	136953	JSDO 1 LLC	\$177.72
	429090	01/04/2016	139232	HARWOOD PIZZA INC	\$54.49
	429094	01/04/2016	135854	YOLANDA MARTIN	\$47.60

Millard Public Schools Check Register Prepared for the Board Meeting for Jan 4, 2016

Fund	Check Number	Check Date	Vendor Number	Vendor Name	Transaction Amount
11	429102	01/04/2016	133361	ALISON MCFARLAND	\$23.80
	429104	01/04/2016	140110	MCGRAW-HILL EDUCATION INC	\$1,093.75
	429127	01/04/2016	135851	MICHAEL MURPHY	\$30.00
	429140	01/04/2016	068440	NEBRASKA DEPARTMENT OF EDUCATION	\$80.00
	429141	01/04/2016	068440	NEBRASKA DEPARTMENT OF EDUCATION	\$280.00
	429150	01/04/2016	069764	JEAN NOEL	\$175.37
	429151	01/04/2016	107905	MELINDA NOLLER	\$348.53
	429164	01/04/2016	099658	OMAHA CHILDRENS MUSEUM	\$1,195.00
	429173	01/04/2016	132443	OZANAM/BIST	\$120.00
	429182	01/04/2016	107783	HEIDI PENKE	\$1,748.57
	429208	01/04/2016	100642	REALLY GOOD STUFF INC	\$53.92
	429222	01/04/2016	140264	MICHELLE ROONEY	\$28.66
	429232	01/04/2016	141132	SAVE THE CHILDREN FEDERATION INC	\$20,570.00
	429236	01/04/2016	099640	SCHOLASTIC BOOK FAIRS	\$249.75
	429237	01/04/2016	082100	SCHOLASTIC INC	\$425.05
	429241	01/04/2016	082350	SCHOOL SPECIALTY INC	\$801.63
	429271	01/04/2016	140295	KAYLA STAPPERT	\$30.80
	429277	01/04/2016	139843	STUDENT TRANSPORATION NEBRASKA INC	\$2,583.14
	429278	01/04/2016	069689	INTERLINE BRANDS INC	\$95.50
	429290	01/04/2016	139413	JORDAN TONNIGES	\$250.07
	429307	01/04/2016	137712	OREGON UNIVERSITY SYSTEM	\$225.00
	429308	01/04/2016	100923	UNL EXTENSION IN DOUGLAS/SARPY CO	\$730.00
	429329	01/04/2016	131499	WESTERN BOWL LLC	\$163.83
	429336	01/04/2016	141142	BRENDA WINKELMANN	\$12.18
	429347	01/04/2016	135647	LACHELLE ZUHLKE	\$177.29
11 - Total					\$42,056.39
14	428960	01/04/2016	130676	VISITING NURSE HEALTH SERVICES	\$61,152.00
	429262	01/04/2016	138887	SIMPLYWELL LLC	\$3,332.00

Millard Public Schools Check Register Prepared for the Board Meeting for Jan 4, 2016

Fund	Check Number	Check Date	Vendor Number	Vendor Name	Transaction Amount
14 - Total					\$64,484.00
17	428645	12/10/2015	130731	FIRST WIRELESS INC	\$934.50
	428666	12/21/2015	135245	BAHR VERMEER HAECKER ARCHITECTS	\$145.00
	428669	12/21/2015	132170	CORMACI CONSTRUCTION INC	\$13,954.50
	428674	12/21/2015	130648	DOSTALS CONSTRUCTION CO INC	\$13,550.00
	428808	01/04/2016	012989	APPLE COMPUTER INC	\$894.00
	428867	01/04/2016	133970	CCS PRESENTATION SYSTEMS	\$705.00
	428881	01/04/2016	106902	COMMUNICATION SERVICES INC.	\$2,975.00
	428893	01/04/2016	134039	CROUCH RECREATIONAL DESIGN INC	\$1,065.00
	428920	01/04/2016	130648	DOSTALS CONSTRUCTION CO INC	\$35,910.00
	428978	01/04/2016	044950	GRAINGER INDUSTRIAL SUPPLY	\$899.10
	429131	01/04/2016	139748	NATIONAL ARCHERY IN SCHOOLS PROGRAM	\$0.00
	429143	01/04/2016	068445	NEBRASKA FURNITURE MART INC	\$1,435.00
	429160	01/04/2016	100013	OFFICE DEPOT 84133510	\$189.00
	429197	01/04/2016	102199	PRIORITY FITNESS INC	\$425.66
	429241	01/04/2016	082350	SCHOOL SPECIALTY INC	\$78.93
	429242	01/04/2016	099808	SCHOOL-TECH INC	\$177.75
	429256	01/04/2016	083175	SHEPPARD'S BUSINESS INTERIORS	\$2,902.92
	429319	01/04/2016	092323	VIRCO INC	\$2,794.68
17 - Total					\$79,036.04
50	428645	12/10/2015	130731	FIRST WIRELESS INC	\$1,308.30
	428681	12/21/2015	141123	MORGAN RAE GEISS	\$22.50
	428692	12/21/2015	141008	ALLYSSA MAIRIN HYNES	\$210.00
	428703	12/21/2015	141118	RICHARD A LINDSEY	\$70.00
	428704	12/21/2015	135166	RONDA LOVERIDGE	\$1,424.00
	428843	01/04/2016	019111	BISHOP BUSINESS EQUIPMENT	\$141.00
	428905	01/04/2016	032800	DEMCO INC	\$262.59
	428913	01/04/2016	033473	DIETZE MUSIC HOUSE INC	\$1,743.79

Millard Public Schools Check Register Prepared for the Board Meeting for Jan 4, 2016

Fund	Check Number	Check Date	Vendor Number	Vendor Name	Transaction Amount
50	429004	01/04/2016	132592	WILLIAM SPRAGUE, JR.	\$1,256.10
	429016	01/04/2016	135004	HY-VEE INC	\$28.55
	429020	01/04/2016	130926	KOALA TEE SCREENPRINTING INC	\$111.20
	429023	01/04/2016	139313	INTERSTATE PROMOTIONAL DISTR INC	\$1,997.60
	429130	01/04/2016	067000	NASCO	\$391.55
	429143	01/04/2016	068445	NEBRASKA FURNITURE MART INC	\$46.00
	429160	01/04/2016	100013	OFFICE DEPOT 84133510	\$155.23
	429182	01/04/2016	107783	HEIDI PENKE	\$25.85
	429194	01/04/2016	072900	POPPLERS MUSIC INC	\$550.00
	429200	01/04/2016	141130	NICHOLAS A QUAMME	\$350.00
	429218	01/04/2016	079310	ROCKBROOK CAMERA CENTER	\$370.00
	429223	01/04/2016	071023	OMAHA THEATER CO FOR YOUNG PEOPLE	\$1,875.75
	429234	01/04/2016	081891	SCHMITT MUSIC CENTER	\$83.00
	429327	01/04/2016	094130	WENGER CORPORATION	\$2,992.00
	429342	01/04/2016	141057	TAMARA ZIELKE	\$44.95
50 - Total					\$15,459.96
Overall - Total					\$4,166,084.50

Current Cash Balance

Sorted by Site ID, Group ID, Activity ID.
From 10/01/2015 to 10/31/2015.

Site ID	Site Name					
Group ID	Group Name					
Activity ID	Activity Name	Beginning Cash	Receipts	Disbursements	Adjustments	Cash Balance
DSAC	Don Stroh Administration Center					
A	ACTIVITY GENERAL					
1010	General Admin	146,227.85	15.46	145.78	0.00	146,097.53
1025	Savings	317.49	0.00	0.00	0.00	317.49
1030	Staff Vending	6,911.90	0.00	0.00	0.00	6,911.90
	A Totals:	153,457.24	15.46	145.78	0.00	153,326.92
E	ADMINISTRATIVE CUSTODIAL					
5005	Activity Express	51,599.51	4,430.00	4,390.80	0.00	51,638.71
5011	Creative Cottage Crafts	1,317.18	519.14	197.63	0.00	1,638.69
5060	Hospitality	4.59	0.00	0.00	0.00	4.59
5062	Ed Services Hospitality	59.42	0.00	0.00	0.00	59.42
5080	Media	0.00	0.00	0.00	0.00	0.00
5081	MPS App	38,149.98	0.00	0.00	0.00	38,149.98
5096	MPS Activities Calendar	1,274.76	0.00	0.00	0.00	1,274.76
5098	NFUSSD	0.00	0.00	0.00	0.00	0.00
5110	Other Student Activities	0.00	0.00	0.00	0.00	0.00
5140	PayBac	0.00	0.00	0.00	0.00	0.00
5165	Logo Sales	923.43	0.00	0.00	0.00	923.43
5176	Student Showcase	60.00	0.00	0.00	0.00	60.00
5177	Staff Development	0.00	0.00	0.00	0.00	0.00
5178	STOP Hunger	4.84	0.00	0.00	0.00	4.84
5225	WF Student Donation	5,660.18	0.00	0.00	0.00	5,660.18
5250	Instrument Rental	16,571.50	4,745.00	0.00	0.00	21,316.50
5255	South Swim Lessons	3,230.00	120.00	0.00	0.00	3,350.00
5260	North Swim Lessons	3,210.00	0.00	0.00	0.00	3,210.00
5265	West Swim Lessons	2,010.00	0.00	0.00	0.00	2,010.00
5270	North Open Swim	68.00	0.00	0.00	0.00	68.00
5275	West Open Swim	4,100.00	0.00	0.00	0.00	4,100.00
5280	South Open Swim	2,099.00	0.00	0.00	0.00	2,099.00
5285	Maintenance Vending	445.12	0.00	0.00	0.00	445.12
5290	Tech Vending	1,521.74	0.00	0.00	0.00	1,521.74
5295	Facility Use Rental Fee	33,666.50	4,430.00	0.00	0.00	38,096.50
5300	Facility Use Building Access	26,545.00	2,272.00	0.00	0.00	28,817.00
5305	Facility Use Staffing	4,159.04	2,059.00	0.00	0.00	6,218.04
5310	Check Collection	483.15	0.00	0.00	0.00	483.15
	E Totals:	197,162.94	18,575.14	4,588.43	0.00	211,149.65
Q	STUDENT FEE FUND					
7195	HAL Field Trips	2,662.39	5,535.25	5,320.15	0.00	2,877.49
	Q Totals:	2,662.39	5,535.25	5,320.15	0.00	2,877.49
DSAC	Totals:	353,282.57	24,125.85	10,054.36	0.00	367,354.06

Current Cash Balance

Sorted by Site ID, Group ID, Activity ID.

From 10/01/2015 to 10/31/2015.

Site ID	Site Name					
Group ID	Group Name					
Activity ID	Activity Name	Beginning Cash	Receipts	Disbursements	Adjustments	Cash Balance
Abbott	Abbott Elementary					
A	ACTIVITY GENERAL					
1010	General Admin	25,385.41	328.41	167.10	-742.26	24,804.46
1020	Volunteers-General	661.06	189.00	0.00	0.00	850.06
1030	Staff Vending	-46.81	0.00	0.00	0.00	-46.81
A	Totals:	25,999.66	517.41	167.10	-742.26	25,607.71
D	CLUBS AND ORGANIZATIONS					
4040	Art	0.00	0.00	0.00	0.00	0.00
4230	Environmental Club	0.00	0.00	0.00	0.00	0.00
4440	Leadership Club	0.00	0.00	0.00	0.00	0.00
4500	Music	0.00	0.00	0.00	0.00	0.00
4540	Other Clubs	0.00	0.00	0.00	0.00	0.00
4580	Reading	0.00	0.00	0.00	0.00	0.00
4620	Safety Patrol	0.00	0.00	0.00	0.00	0.00
4660	Spanish Club	0.00	0.00	0.00	0.00	0.00
4710	Student Council	172.34	2,122.73	1,298.33	0.00	996.74
4760	World Language	102.48	0.00	0.00	0.00	102.48
D	Totals:	274.82	2,122.73	1,298.33	0.00	1,099.22
E	ADMINISTRATIVE CUSTODIAL					
5040	Fundraising-General	0.00	0.00	0.00	0.00	0.00
5060	Hospitality	0.00	0.00	0.00	0.00	0.00
5080	Media	3,754.48	2,087.62	1,471.75	0.00	4,370.35
5180	Teacher Fund/Grants	494.17	795.00	233.63	0.00	1,055.54
E	Totals:	4,248.65	2,882.62	1,705.38	0.00	5,425.89
Q	STUDENT FEE FUND					
7000	KG Field Trips	-30.48	427.00	128.52	30.48	298.48
7010	1st Grade Field Trips	-218.74	0.00	0.00	218.74	0.00
7020	2nd Grade Field Trips	79.64	200.00	240.00	0.00	39.64
7030	3rd Grade Field Trips	-40.27	414.25	353.28	0.00	20.70
7040	4th Grade Field Trips	-493.04	685.50	775.22	493.04	-89.72
7050	5th Grade Field Trips	31.53	0.00	0.00	0.00	31.53
7900	Field Trips-Other	0.00	0.00	0.00	0.00	0.00
Q	Totals:	-671.36	1,726.75	1,497.02	742.26	300.63
Abbott	Totals:	29,851.77	7,249.51	4,667.83	0.00	32,433.45

Current Cash Balance

Sorted by Site ID, Group ID, Activity ID.
From 10/01/2015 to 10/31/2015.

Site ID	Site Name					
Group ID	Group Name					
Activity ID	Activity Name	Beginning Cash	Receipts	Disbursements	Adjustments	Cash Balance
Ackerm	Ackerman Elementary					
A	ACTIVITY GENERAL					
1010	General Admin	6,268.72	83.40	561.19	0.00	5,790.93
1030	Staff Vending	413.78	0.00	0.00	0.00	413.78
A Totals:		6,682.50	83.40	561.19	0.00	6,204.71
D	CLUBS AND ORGANIZATIONS					
4040	Art	6,080.25	0.00	0.00	0.00	6,080.25
4070	Birthday Book Club	1,151.09	5.00	0.00	0.00	1,156.09
4140	Choir	0.00	0.00	0.00	0.00	0.00
4270	Field Day	464.06	0.00	0.00	0.00	464.06
4580	Reading	1,308.30	0.00	0.00	0.00	1,308.30
4710	Student Council	914.49	0.00	0.00	0.00	914.49
4770	Yearbook	891.09	0.00	0.00	0.00	891.09
D Totals:		10,809.28	5.00	0.00	0.00	10,814.28
E	ADMINISTRATIVE CUSTODIAL					
5040	Fundraising-General	312.75	0.00	0.00	0.00	312.75
5060	Hospitality	0.00	0.00	0.00	0.00	0.00
5070	Library	2,515.20	2,268.19	1,074.28	0.00	3,709.11
5110	Other Student Activities	0.00	0.00	0.00	0.00	0.00
5140	PayBac	386.90	0.00	0.00	0.00	386.90
5180	Teacher Fund/Grants	407.13	0.00	0.00	0.00	407.13
E Totals:		3,621.98	2,268.19	1,074.28	0.00	4,815.89
Q	STUDENT FEE FUND					
7000	KG Field Trips	-116.32	5.75	273.97	400.00	15.46
7010	1st Grade Field Trips	0.00	582.75	536.72	400.00	446.03
7020	2nd Grade Field Trips	0.00	0.00	0.00	300.00	300.00
7030	3rd Grade Field Trips	0.00	991.00	1,320.97	300.00	-29.97
7040	4th Grade Field Trips	0.00	0.00	0.00	400.00	400.00
7050	5th Grade Field Trips	0.00	0.00	351.00	300.00	-51.00
7900	Field Trips-Other	0.00	0.00	0.00	0.00	0.00
Q Totals:		-116.32	1,579.50	2,482.66	2,100.00	1,080.52
Ackerma Totals:		20,997.44	3,936.09	4,118.13	2,100.00	22,915.40

Current Cash Balance

Sorted by Site ID, Group ID, Activity ID.
From 10/01/2015 to 10/31/2015.

Site ID	Site Name						
Group ID	Group Name						
Activity ID	Activity Name	Beginning Cash	Receipts	Disbursements	Adjustments	Cash Balance	
Aldrich	Aldrich Elementary						
A	ACTIVITY GENERAL						
1010	General Admin	19,817.49	2,924.65	391.97	0.00	22,350.17	
1030	Staff Vending	387.75	0.00	0.00	0.00	387.75	
	A Totals:	20,205.24	2,924.65	391.97	0.00	22,737.92	
D	CLUBS AND ORGANIZATIONS						
4040	Art	0.00	0.00	0.00	0.00	0.00	
4070	Birthday Book Club	2,246.56	99.00	0.00	0.00	2,345.56	
4710	Student Council	4.20	0.00	0.00	0.00	4.20	
	D Totals:	2,250.76	99.00	0.00	0.00	2,349.76	
E	ADMINISTRATIVE CUSTODIAL						
5040	Fundraising-General	0.00	0.00	0.00	0.00	0.00	
5060	Hospitality	0.00	0.00	0.00	0.00	0.00	
5070	Library	1,103.22	0.00	0.00	0.00	1,103.22	
	E Totals:	1,103.22	0.00	0.00	0.00	1,103.22	
Q	STUDENT FEE FUND						
7000	KG Field Trips	0.00	430.80	657.30	0.00	-226.50	
7010	1st Grade Field Trips	0.00	0.00	0.00	0.00	0.00	
7020	2nd Grade Field Trips	1,483.57	0.00	827.40	0.00	656.17	
7030	3rd Grade Field Trips	341.62	0.00	0.00	0.00	341.62	
7040	4th Grade Field Trips	646.43	0.00	0.00	0.00	646.43	
7050	5th Grade Field Trips	234.93	0.00	0.00	0.00	234.93	
7900	Field Trips-Other	0.00	0.00	0.00	0.00	0.00	
	Q Totals:	2,706.55	430.80	1,484.70	0.00	1,652.65	
Aldrich	Totals:	26,265.77	3,454.45	1,876.67	0.00	27,843.55	

Current Cash Balance

Sorted by Site ID, Group ID, Activity ID.
From 10/01/2015 to 10/31/2015.

Site ID Group ID	Site Name Group Name Activity ID Activity Name	Beginning Cash	Receipts	Disbursements	Adjustments	Cash Balance
BlackElk	Black Elk Elementary					
A	ACTIVITY GENERAL					
1010	General Admin	6,850.96	1,666.39	148.71	2,157.92	10,526.56
1020	Volunteers-General	26,280.59	1,597.95	899.19	0.00	26,979.35
1022	Volunteers - Hospitality	85.00	0.00	0.00	0.00	85.00
1030	Staff Vending	0.00	0.00	0.00	0.00	0.00
	A Totals:	33,216.55	3,264.34	1,047.90	2,157.92	37,590.91
D	CLUBS AND ORGANIZATIONS					
4040	Art	1,257.04	0.00	0.00	0.00	1,257.04
4070	Birthday Book Club	4,905.36	0.00	0.00	0.00	4,905.36
4140	Choir	0.51	0.00	0.00	0.00	0.51
4270	Field Day	3,278.91	0.00	182.88	0.00	3,096.03
4540	Other Clubs	1,827.64	0.00	0.00	-1,827.64	0.00
4580	Reading	50.65	0.00	0.00	0.00	50.65
4710	Student Council	2,901.75	265.87	320.84	0.00	2,846.78
	D Totals:	14,221.86	265.87	503.72	-1,827.64	12,156.37
E	ADMINISTRATIVE CUSTODIAL					
5040	Fundraising-General	910.42	0.00	0.00	0.00	910.42
5065	Hospitality-VIP	463.02	65.25	0.00	0.00	528.27
5080	Media	4,692.93	0.00	0.00	0.00	4,692.93
5100	Other Adm Custodial	447.00	0.00	0.00	0.00	447.00
5110	Other Student Activities	737.05	0.00	0.00	0.00	737.05
5140	PayBac	182.85	22.02	0.00	0.00	204.87
	E Totals:	7,433.27	87.27	0.00	0.00	7,520.54
Q	STUDENT FEE FUND					
7000	KG Field Trips	34.17	529.25	547.50	0.00	15.92
7010	1st Grade Field Trips	87.45	0.00	568.52	0.00	-481.07
7020	2nd Grade Field Trips	0.00	301.00	154.64	0.00	146.36
7030	3rd Grade Field Trips	0.00	409.95	495.00	0.00	-85.05
7040	4th Grade Field Trips	0.00	0.00	0.00	0.00	0.00
7050	5th Grade Field Trips	0.00	0.00	356.16	0.00	-356.16
7900	Field Trips-Other	0.00	0.00	0.00	0.00	0.00
	Q Totals:	121.62	1,240.20	2,121.82	0.00	-760.00
	BlackElk Totals:	54,993.30	4,857.68	3,673.44	330.28	56,507.82

Current Cash Balance

Sorted by Site ID, Group ID, Activity ID.
From 10/01/2015 to 10/31/2015.

Site ID	Site Name					
Group ID	Group Name					
Activity ID	Activity Name	Beginning Cash	Receipts	Disbursements	Adjustments	Cash Balance
Bryan	Bryan Elementary School					
A	ACTIVITY GENERAL					
1010	General Admin	3,307.68	70.72	150.00	0.00	3,228.40
1030	Staff Vending	662.38	0.00	0.00	0.00	662.38
	A Totals:	3,970.06	70.72	150.00	0.00	3,890.78
D	CLUBS AND ORGANIZATIONS					
4040	Art	0.00	0.00	0.00	0.00	0.00
4220	Drama Club	151.02	0.00	0.00	0.00	151.02
4500	Music	248.62	0.00	0.00	0.00	248.62
4710	Student Council	811.84	0.00	0.00	0.00	811.84
	D Totals:	1,211.48	0.00	0.00	0.00	1,211.48
E	ADMINISTRATIVE CUSTODIAL					
5040	Fundraising-General	10,698.01	0.00	2,121.00	-466.00	8,111.01
5060	Hospitality	0.00	0.00	0.00	0.00	0.00
5080	Media	6,044.61	1,580.77	0.00	466.00	8,091.38
5100	Other Adm Custodial	539.70	0.00	0.00	0.00	539.70
5180	Teacher Fund/Grants	239.84	0.00	0.00	0.00	239.84
	E Totals:	17,522.16	1,580.77	2,121.00	0.00	16,981.93
Q	STUDENT FEE FUND					
7000	KG Field Trips	25.34	520.20	0.00	0.00	545.54
7010	1st Grade Field Trips	34.76	0.00	0.00	0.00	34.76
7020	2nd Grade Field Trips	69.43	0.00	0.00	0.00	69.43
7030	3rd Grade Field Trips	499.51	157.00	789.43	0.00	-132.92
7040	4th Grade Field Trips	0.00	557.90	0.00	0.00	557.90
7050	5th Grade Field Trips	0.00	104.25	270.00	0.00	-165.75
7900	Field Trips-Other	0.00	0.00	0.00	0.00	0.00
	Q Totals:	629.04	1,339.35	1,059.43	0.00	908.96
Bryan	Totals:	23,332.74	2,990.84	3,330.43	0.00	22,993.15

Current Cash Balance

Sorted by Site ID, Group ID, Activity ID.
From 10/01/2015 to 10/31/2015.

Site ID	Site Name					
Group ID	Group Name					
Activity ID	Activity Name	Beginning Cash	Receipts	Disbursements	Adjustments	Cash Balance
Cather	Cather Elementary					
A	ACTIVITY GENERAL					
1010	General Admin	17,930.67	1.16	12.84	0.00	17,918.99
1030	Staff Vending	0.00	0.00	0.00	0.00	0.00
A	Totals:	17,930.67	1.16	12.84	0.00	17,918.99
D	CLUBS AND ORGANIZATIONS					
4040	Art	0.00	0.00	0.00	0.00	0.00
4090	Bowling Club	14.95	0.00	0.00	0.00	14.95
4540	Other Clubs	0.00	0.00	0.00	0.00	0.00
4610	SAFE/DARE/Drug Free	77.23	0.00	0.00	0.00	77.23
4710	Student Council	2,273.05	0.00	683.70	0.00	1,589.35
D	Totals:	2,365.23	0.00	683.70	0.00	1,681.53
E	ADMINISTRATIVE CUSTODIAL					
5040	Fundraising-General	0.00	0.00	0.00	0.00	0.00
5060	Hospitality	0.00	0.00	-12.84	0.00	12.84
5070	Library	2,876.09	1,424.98	1,518.01	0.00	2,783.06
5140	PayBac	4,426.32	160.00	1,461.34	0.00	3,124.98
E	Totals:	7,302.41	1,584.98	2,966.51	0.00	5,920.88
Q	STUDENT FEE FUND					
7000	KG Field Trips	0.00	0.00	0.00	0.00	0.00
7010	1st Grade Field Trips	0.00	0.00	0.00	0.00	0.00
7020	2nd Grade Field Trips	0.00	0.00	0.00	0.00	0.00
7030	3rd Grade Field Trips	0.00	0.00	0.00	0.00	0.00
7040	4th Grade Field Trips	0.00	623.00	568.00	0.00	55.00
7050	5th Grade Field Trips	0.00	613.00	592.00	0.00	21.00
7900	Field Trips-Other	217.90	0.00	0.00	0.00	217.90
Q	Totals:	217.90	1,236.00	1,160.00	0.00	293.90
Cather	Totals:	27,816.21	2,822.14	4,823.05	0.00	25,815.30

Current Cash Balance

Sorted by Site ID, Group ID, Activity ID.
From 10/01/2015 to 10/31/2015.

Site ID	Site Name					
Group ID	Group Name					
Activity ID	Activity Name	Beginning Cash	Receipts	Disbursements	Adjustments	Cash Balance
Cody	Cody Elementary School					
A	ACTIVITY GENERAL					
1010	General Admin	3,280.60	409.30	733.64	0.00	2,956.26
1030	Staff Vending	7.58	0.00	0.00	0.00	7.58
1050	Projects/Support	1,242.50	0.00	47.68	0.00	1,194.82
	A Totals:	4,530.68	409.30	781.32	0.00	4,158.66
D	CLUBS AND ORGANIZATIONS					
4040	Art	0.00	0.00	0.00	0.00	0.00
4100	Builders Club	0.00	0.00	0.00	0.00	0.00
4140	Choir	-230.63	0.00	0.00	0.00	-230.63
4540	Other Clubs	0.00	0.00	0.00	0.00	0.00
4710	Student Council	3,208.91	335.70	565.93	0.00	2,978.68
	D Totals:	2,978.28	335.70	565.93	0.00	2,748.05
E	ADMINISTRATIVE CUSTODIAL					
5040	Fundraising-General	0.00	0.00	0.00	0.00	0.00
5060	Hospitality	0.00	0.00	0.00	0.00	0.00
5080	Media	3,314.46	5.00	0.00	0.00	3,319.46
5110	Other Student Activities	724.86	0.00	0.00	0.00	724.86
5165	Logo Sales	718.82	0.00	0.00	0.00	718.82
5170	Student Notebooks	0.00	0.00	0.00	0.00	0.00
	E Totals:	4,758.14	5.00	0.00	0.00	4,763.14
Q	STUDENT FEE FUND					
7000	KG Field Trips	375.12	0.00	0.00	-180.00	195.12
7010	1st Grade Field Trips	40.61	0.00	0.00	180.00	220.61
7020	2nd Grade Field Trips	11.25	0.00	0.00	0.00	11.25
7030	3rd Grade Field Trips	11.25	0.00	0.00	0.00	11.25
7040	4th Grade Field Trips	11.25	0.00	0.00	0.00	11.25
7050	5th Grade Field Trips	36.25	0.00	0.00	0.00	36.25
7900	Field Trips-Other	0.00	0.00	0.00	0.00	0.00
	Q Totals:	485.73	0.00	0.00	0.00	485.73
Cody	Totals:	12,752.83	750.00	1,347.25	0.00	12,155.58

Current Cash Balance

Sorted by Site ID, Group ID, Activity ID.
From 10/01/2015 to 10/31/2015.

Site ID	Site Name						
Group ID	Group Name						
Activity ID	Activity Name	Beginning Cash	Receipts	Disbursements	Adjustments	Cash Balance	
Cottonw	Cottonwood Elementary School						
A	ACTIVITY GENERAL						
1010	General Admin	19,935.75	2,414.44	234.90	0.00	22,115.29	
1030	Staff Vending	-79.59	0.00	0.00	0.00	-79.59	
	A Totals:	19,856.16	2,414.44	234.90	0.00	22,035.70	
D	CLUBS AND ORGANIZATIONS						
4040	Art	11.76	0.00	0.00	0.00	11.76	
4580	Reading	0.00	0.00	0.00	0.00	0.00	
4610	SAFE/DARE/Drug Free	-144.92	70.00	85.84	0.00	-160.76	
4710	Student Council	1,935.07	0.00	0.00	0.00	1,935.07	
4750	Volunteer Club	0.00	0.00	0.00	0.00	0.00	
	D Totals:	1,801.91	70.00	85.84	0.00	1,786.07	
E	ADMINISTRATIVE CUSTODIAL						
5040	Fundraising-General	0.00	0.00	0.00	0.00	0.00	
5060	Hospitality	0.00	0.00	0.00	0.00	0.00	
5070	Library	-1,137.29	18.49	490.14	0.00	-1,608.94	
5180	Teacher Fund/Grants	191.00	0.00	0.00	0.00	191.00	
	E Totals:	-946.29	18.49	490.14	0.00	-1,417.94	
Q	STUDENT FEE FUND						
7000	KG Field Trips	-309.16	56.00	0.00	0.00	-253.16	
7010	1st Grade Field Trips	-265.49	0.00	841.84	0.00	-1,107.33	
7020	2nd Grade Field Trips	-118.42	0.00	440.28	0.00	-558.70	
7030	3rd Grade Field Trips	41.92	0.00	224.99	0.00	-183.07	
7040	4th Grade Field Trips	123.03	0.00	232.41	0.00	-109.38	
7050	5th Grade Field Trips	-2,239.87	425.50	117.48	0.00	-1,931.85	
7900	Field Trips-Other	0.00	0.00	0.00	0.00	0.00	
	Q Totals:	-2,767.99	481.50	1,857.00	0.00	-4,143.49	
	Cottonw Totals:	17,943.79	2,984.43	2,667.88	0.00	18,260.34	

Current Cash Balance

Sorted by Site ID, Group ID, Activity ID.
From 10/01/2015 to 10/31/2015.

Site ID	Site Name						
Group ID	Group Name						
Activity ID	Activity Name	Beginning Cash	Receipts	Disbursements	Adjustments	Cash Balance	
Disney	Disney Elementary						
A	ACTIVITY GENERAL						
1010	General Admin	3,743.61	29.24	656.43	0.00	3,116.42	
1030	Staff Vending	47.74	0.00	0.00	0.00	47.74	
	A Totals:	3,791.35	29.24	656.43	0.00	3,164.16	
D	CLUBS AND ORGANIZATIONS						
4040	Art	0.00	0.00	0.00	0.00	0.00	
4710	Student Council	572.06	280.66	238.46	0.00	614.26	
	D Totals:	572.06	280.66	238.46	0.00	614.26	
E	ADMINISTRATIVE CUSTODIAL						
5040	Fundraising-General	834.50	162.00	92.00	0.00	904.50	
5060	Hospitality	0.00	0.00	0.00	0.00	0.00	
5070	Library	1,270.81	0.00	0.00	0.00	1,270.81	
5120	P.E.	276.90	0.00	0.00	0.00	276.90	
	E Totals:	2,382.21	162.00	92.00	0.00	2,452.21	
Q	STUDENT FEE FUND						
7000	KG Field Trips	0.00	159.10	237.50	0.00	-78.40	
7010	1st Grade Field Trips	0.00	0.00	0.00	0.00	0.00	
7020	2nd Grade Field Trips	0.00	0.00	0.00	0.00	0.00	
7030	3rd Grade Field Trips	129.00	0.00	0.00	0.00	129.00	
7040	4th Grade Field Trips	0.00	0.00	0.00	0.00	0.00	
7050	5th Grade Field Trips	0.00	0.00	0.00	0.00	0.00	
7090	ACP (SpEd) Trips	0.00	0.00	0.00	0.00	0.00	
7900	Field Trips-Other	-253.56	0.00	0.00	0.00	-253.56	
	Q Totals:	-124.56	159.10	237.50	0.00	-202.96	
Disney	Totals:	6,621.06	631.00	1,224.39	0.00	6,027.67	

Current Cash Balance

Sorted by Site ID, Group ID, Activity ID.
From 10/01/2015 to 10/31/2015.

Site ID	Site Name					
Group ID	Group Name					
Activity ID	Activity Name	Beginning Cash	Receipts	Disbursements	Adjustments	Cash Balance
Ezra	Ezra Elementary					
A	ACTIVITY GENERAL					
1010	General Admin	8,893.87	0.82	90.00	0.00	8,804.69
1030	Staff Vending	227.99	0.00	0.00	0.00	227.99
	A Totals:	9,121.86	0.82	90.00	0.00	9,032.68
D	CLUBS AND ORGANIZATIONS					
4010	40 Assets	0.00	0.00	0.00	0.00	0.00
4040	Art	0.00	0.00	0.00	0.00	0.00
4090	Bowling Club	19.93	0.00	0.00	0.00	19.93
4500	Music	616.84	0.00	0.00	0.00	616.84
	D Totals:	636.77	0.00	0.00	0.00	636.77
E	ADMINISTRATIVE CUSTODIAL					
5040	Fundraising-General	17.00	0.00	0.00	0.00	17.00
5060	Hospitality	0.00	0.00	0.00	0.00	0.00
5070	Library	8,146.14	1,484.44	383.19	0.00	9,247.39
5110	Other Student Activities	0.00	0.00	0.00	0.00	0.00
5165	Logo Sales	802.20	10.00	0.00	0.00	812.20
5170	Student Notebooks	0.00	0.00	0.00	0.00	0.00
	E Totals:	8,965.34	1,494.44	383.19	0.00	10,076.59
Q	STUDENT FEE FUND					
7000	KG Field Trips	-773.50	1,092.00	298.58	0.00	19.92
7010	1st Grade Field Trips	22.93	1,006.00	566.08	0.00	462.85
7020	2nd Grade Field Trips	372.50	0.00	339.24	0.00	33.26
7030	3rd Grade Field Trips	6.62	0.00	0.00	0.00	6.62
7040	4th Grade Field Trips	0.00	0.00	0.00	0.00	0.00
7050	5th Grade Field Trips	0.00	0.00	0.00	0.00	0.00
7090	ACP (SpEd) Trips	0.00	0.00	0.00	0.00	0.00
7900	Field Trips-Other	0.00	0.00	0.00	0.00	0.00
	Q Totals:	-371.45	2,098.00	1,203.90	0.00	522.65
Ezra	Totals:	18,352.52	3,593.26	1,677.09	0.00	20,268.69

Current Cash Balance

Sorted by Site ID, Group ID, Activity ID.
From 10/01/2015 to 10/31/2015.

Site ID	Site Name					
Group ID	Group Name					
Activity ID	Activity Name	Beginning Cash	Receipts	Disbursements	Adjustments	Cash Balance
HarveyO Harvey Oaks Elementary						
A	ACTIVITY GENERAL					
1010	General Admin	1,808.97	336.24	1,703.62	0.00	441.59
1030	Staff Vending	62.26	0.00	0.00	0.00	62.26
1170	Wellness	555.02	2,224.00	1,475.00	0.00	1,304.02
	A Totals:	2,426.25	2,560.24	3,178.62	0.00	1,807.87
D	CLUBS AND ORGANIZATIONS					
4040	Art	0.00	0.00	0.00	0.00	0.00
4140	Choir	0.00	0.00	0.00	0.00	0.00
4620	Safety Patrol	0.00	0.00	0.00	0.00	0.00
4710	Student Council	313.41	0.00	0.00	0.00	313.41
	D Totals:	313.41	0.00	0.00	0.00	313.41
E	ADMINISTRATIVE CUSTODIAL					
5040	Fundraising-General	195.00	0.00	0.00	0.00	195.00
5050	HAL	0.00	0.00	0.00	0.00	0.00
5070	Library	338.71	18.00	0.00	0.00	356.71
5180	Teacher Fund/Grants	0.00	0.00	0.00	0.00	0.00
	E Totals:	533.71	18.00	0.00	0.00	551.71
Q	STUDENT FEE FUND					
7000	KG Field Trips	-104.85	140.05	0.00	0.00	35.20
7010	1st Grade Field Trips	-92.45	490.25	171.16	0.00	226.64
7020	2nd Grade Field Trips	20.00	0.00	0.00	0.00	20.00
7030	3rd Grade Field Trips	36.72	0.00	0.00	0.00	36.72
7040	4th Grade Field Trips	20.00	0.00	0.00	0.00	20.00
7050	5th Grade Field Trips	11.20	0.00	0.00	0.00	11.20
	Q Totals:	-109.38	630.30	171.16	0.00	349.76
HarveyO Totals:		3,163.99	3,208.54	3,349.78	0.00	3,022.75

Current Cash Balance

Sorted by Site ID, Group ID, Activity ID.
From 10/01/2015 to 10/31/2015.

Site ID	Site Name					
Group ID	Group Name					
Activity ID	Activity Name	Beginning Cash	Receipts	Disbursements	Adjustments	Cash Balance
Hitchco	Hitchcock Elementary					
A	ACTIVITY GENERAL					
1010	General Admin	20,527.43	63.23	1,378.17	0.00	19,212.49
1030	Staff Vending	413.95	0.00	0.00	0.00	413.95
	A Totals:	20,941.38	63.23	1,378.17	0.00	19,626.44
D	CLUBS AND ORGANIZATIONS					
4040	Art	1,016.07	0.00	0.00	0.00	1,016.07
4540	Other Clubs	0.00	0.00	0.00	0.00	0.00
4580	Reading	3,228.75	0.00	0.00	0.00	3,228.75
4710	Student Council	368.32	0.00	0.00	0.00	368.32
	D Totals:	4,613.14	0.00	0.00	0.00	4,613.14
E	ADMINISTRATIVE CUSTODIAL					
5040	Fundraising-General	1,957.50	0.00	0.00	0.00	1,957.50
5060	Hospitality	32.50	0.00	0.00	0.00	32.50
5070	Library	998.18	20.00	0.00	0.00	1,018.18
5165	Logo Sales	84.62	0.00	0.00	0.00	84.62
	E Totals:	3,072.80	20.00	0.00	0.00	3,092.80
Q	STUDENT FEE FUND					
7000	KG Field Trips	137.82	0.00	0.00	0.00	137.82
7010	1st Grade Field Trips	149.29	0.00	0.00	0.00	149.29
7020	2nd Grade Field Trips	159.38	0.00	0.00	0.00	159.38
7030	3rd Grade Field Trips	0.00	0.00	0.00	0.00	0.00
7040	4th Grade Field Trips	15.70	0.00	0.00	0.00	15.70
7050	5th Grade Field Trips	680.00	0.00	760.00	0.00	-80.00
7090	ACP (SpEd) Trips	0.00	0.00	0.00	0.00	0.00
7140	Mini-Classes	0.00	0.00	0.00	0.00	0.00
7900	Field Trips-Other	0.00	0.00	0.00	0.00	0.00
	Q Totals:	1,142.19	0.00	760.00	0.00	382.19
	Hitchcoc Totals:	29,769.51	83.23	2,138.17	0.00	27,714.57

Current Cash Balance

Sorted by Site ID, Group ID, Activity ID.
From 10/01/2015 to 10/31/2015.

Site ID	Site Name						
Group ID	Group Name						
Activity ID	Activity Name	Beginning Cash	Receipts	Disbursements	Adjustments	Cash Balance	
HollingH	Holling Heights Elementary						
A	ACTIVITY GENERAL						
1010	General Admin	17,768.53	2,613.79	1,807.09	0.00	18,575.23	
1030	Staff Vending	390.16	0.00	27.38	0.00	362.78	
	A Totals:	18,158.69	2,613.79	1,834.47	0.00	18,938.01	
D	CLUBS AND ORGANIZATIONS						
4710	Student Council	1,556.38	0.00	0.00	0.00	1,556.38	
	D Totals:	1,556.38	0.00	0.00	0.00	1,556.38	
E	ADMINISTRATIVE CUSTODIAL						
5070	Library	6,819.49	90.95	15.00	0.00	6,895.44	
5140	PayBac	1,297.38	115.98	0.00	0.00	1,413.36	
5180	Teacher Fund/Grants	0.00	0.00	0.00	0.00	0.00	
	E Totals:	8,116.87	206.93	15.00	0.00	8,308.80	
Q	STUDENT FEE FUND						
7000	KG Field Trips	134.51	370.90	545.26	0.00	-39.85	
7010	1st Grade Field Trips	139.00	0.00	150.36	0.00	-11.36	
7020	2nd Grade Field Trips	0.00	444.00	573.14	0.00	-129.14	
7030	3rd Grade Field Trips	5.54	0.00	0.00	0.00	5.54	
7040	4th Grade Field Trips	0.00	0.00	0.00	0.00	0.00	
7050	5th Grade Field Trips	0.00	0.00	0.00	0.00	0.00	
7900	Field Trips-Other	0.00	0.00	0.00	0.00	0.00	
	Q Totals:	279.05	814.90	1,268.76	0.00	-174.81	
	HollingHt Totals:	28,110.99	3,635.62	3,118.23	0.00	28,628.38	

Current Cash Balance

Sorted by Site ID, Group ID, Activity ID.
From 10/01/2015 to 10/31/2015.

Site ID	Site Name					
Group ID	Group Name					
Activity ID	Activity Name	Beginning Cash	Receipts	Disbursements	Adjustments	Cash Balance
Montclair Elementary						
A	ACTIVITY GENERAL					
1010	General Admin	5,679.58	151.42	1,274.57	0.00	4,556.43
1030	Staff Vending	553.23	0.00	0.00	0.00	553.23
A	Totals:	6,232.81	151.42	1,274.57	0.00	5,109.66
D	CLUBS AND ORGANIZATIONS					
4040	Art	602.91	0.00	0.00	0.00	602.91
4440	Leadership Club	0.00	0.00	0.00	0.00	0.00
4570	Play Production	3,985.98	0.00	0.00	0.00	3,985.98
4610	SAFE/DARE/Drug Free	1.84	0.00	0.00	0.00	1.84
4710	Student Council	2,000.51	1,118.00	460.57	0.00	2,657.94
D	Totals:	6,591.24	1,118.00	460.57	0.00	7,248.67
E	ADMINISTRATIVE CUSTODIAL					
5040	Fundraising-General	0.00	0.00	0.00	0.00	0.00
5060	Hospitality	4.82	0.00	0.00	0.00	4.82
5070	Library	3,323.00	1,793.51	-11.99	0.00	5,128.50
5120	P.E.	165.15	0.00	0.00	0.00	165.15
E	Totals:	3,492.97	1,793.51	-11.99	0.00	5,298.47
Q	STUDENT FEE FUND					
7000	KG Field Trips	0.00	460.00	305.00	0.00	155.00
7010	1st Grade Field Trips	11.31	0.00	0.00	0.00	11.31
7020	2nd Grade Field Trips	0.59	451.50	0.00	0.00	452.09
7030	3rd Grade Field Trips	80.00	0.00	0.00	0.00	80.00
7040	4th Grade Field Trips	0.00	0.00	0.00	0.00	0.00
7050	5th Grade Field Trips	77.95	0.00	0.00	0.00	77.95
7110	Montessori PreK	95.09	1,920.25	2,618.74	0.00	-603.40
7120	Montessori 1-3	170.46	0.00	0.00	0.00	170.46
7130	Montessori 4th & 5th	35.48	758.00	1,198.80	0.00	-405.32
7140	Mini-Classes	2,291.76	2,367.00	171.21	0.00	4,487.55
7150	Jumpstart	0.00	0.00	0.00	0.00	0.00
7900	Field Trips-Other	0.00	1,529.01	0.00	0.00	1,529.01
Q	Totals:	2,762.64	7,485.76	4,293.75	0.00	5,954.65
Montclair Totals:		19,079.66	10,548.69	6,016.90	0.00	23,611.45

Current Cash Balance

Sorted by Site ID, Group ID, Activity ID.
From 10/01/2015 to 10/31/2015.

Site ID	Site Name						
Group ID	Group Name						
Activity ID	Activity Name	Beginning Cash	Receipts	Disbursements	Adjustments	Cash Balance	
Morton	Morton Elementary						
A	ACTIVITY GENERAL						
1010	General Admin	1,091.27	13.50	125.71	0.00	979.06	
1030	Staff Vending	0.00	0.00	0.00	0.00	0.00	
	A Totals:	1,091.27	13.50	125.71	0.00	979.06	
D	CLUBS AND ORGANIZATIONS						
4230	Environmental Club	120.55	0.00	14.98	0.00	105.57	
4580	Reading	118.17	0.00	53.42	0.00	64.75	
4610	SAFE/DARE/Drug Free	0.00	0.00	0.00	0.00	0.00	
4620	Safety Patrol	0.00	0.00	0.00	0.00	0.00	
4710	Student Council	4,115.96	1,786.52	3,554.00	0.00	2,348.48	
	D Totals:	4,354.68	1,786.52	3,622.40	0.00	2,518.80	
E	ADMINISTRATIVE CUSTODIAL						
5040	Fundraising-General	0.00	0.00	0.00	0.00	0.00	
5060	Hospitality	378.19	740.00	26.94	0.00	1,091.25	
5070	Library	3,980.53	735.83	653.05	0.00	4,063.31	
5140	PayBac	555.40	1,240.23	794.92	0.00	1,000.71	
	E Totals:	4,914.12	2,716.06	1,474.91	0.00	6,155.27	
Q	STUDENT FEE FUND						
7000	KG Field Trips	-136.38	552.88	547.66	0.00	-131.16	
7010	1st Grade Field Trips	0.00	0.00	0.00	0.00	0.00	
7020	2nd Grade Field Trips	0.00	0.00	0.00	0.00	0.00	
7030	3rd Grade Field Trips	0.00	0.00	0.00	0.00	0.00	
7040	4th Grade Field Trips	0.00	0.00	0.00	0.00	0.00	
7050	5th Grade Field Trips	6.00	0.00	0.00	0.00	6.00	
7900	Field Trips-Other	0.00	0.00	0.00	0.00	0.00	
	Q Totals:	-130.38	552.88	547.66	0.00	-125.16	
	Morton Totals:	10,229.69	5,068.96	5,770.68	0.00	9,527.97	

Current Cash Balance

Sorted by Site ID, Group ID, Activity ID.
From 10/01/2015 to 10/31/2015.

Site ID	Site Name					
Group ID	Group Name					
Activity ID	Activity Name	Beginning Cash	Receipts	Disbursements	Adjustments	Cash Balance
Neihardt Neihardt Elementary School						
A	ACTIVITY GENERAL					
1010	General Admin	2,322.15	2,769.37	1,645.55	-416.58	3,029.39
1030	Staff Vending	-57.68	785.00	60.00	0.00	667.32
	A Totals:	2,264.47	3,554.37	1,705.55	-416.58	3,696.71
D	CLUBS AND ORGANIZATIONS					
4140	Choir	507.73	270.00	0.00	0.00	777.73
4620	Safety Patrol	0.00	0.00	0.00	0.00	0.00
4710	Student Council	-62.38	0.00	0.00	0.00	-62.38
4770	Yearbook	770.20	2,239.00	0.00	0.00	3,009.20
	D Totals:	1,215.55	2,509.00	0.00	0.00	3,724.55
E	ADMINISTRATIVE CUSTODIAL					
5015	Circle of Friends	13.00	0.00	0.00	0.00	13.00
5035	Fuel Up to Play 60	93.78	0.00	19.53	0.00	74.25
5040	Fundraising-General	2,866.03	256.00	439.44	0.00	2,682.59
5070	Library	2,714.34	31.48	624.99	0.00	2,120.83
5110	Other Student Activities	0.00	0.00	0.00	0.00	0.00
5140	PayBac	2,797.85	322.05	977.19	0.00	2,142.71
	E Totals:	8,485.00	609.53	2,061.15	0.00	7,033.38
Q	STUDENT FEE FUND					
7000	KG Field Trips	0.00	1,093.25	542.01	0.00	551.24
7010	1st Grade Field Trips	400.84	1,277.75	1,106.41	0.00	572.18
7020	2nd Grade Field Trips	38.07	0.00	0.00	0.00	38.07
7030	3rd Grade Field Trips	251.39	0.00	0.00	0.00	251.39
7040	4th Grade Field Trips	166.50	0.00	0.00	0.00	166.50
7050	5th Grade Field Trips	248.00	1,432.00	812.50	-760.00	107.50
7900	Field Trips-Other	0.00	0.00	0.00	0.00	0.00
	Q Totals:	1,104.80	3,803.00	2,460.92	-760.00	1,686.88
	Neihardt Totals:	13,069.82	10,475.90	6,227.62	-1,176.58	16,141.52

Current Cash Balance

Sorted by Site ID, Group ID, Activity ID.
From 10/01/2015 to 10/31/2015.

Site ID Group ID	Site Name Group Name	Activity ID	Activity Name	Beginning Cash	Receipts	Disbursements	Adjustments	Cash Balance
Norris	Norris Elementary School							
A	ACTIVITY GENERAL							
	1010		General Admin	12,632.44	1.30	171.30	0.00	12,462.44
	1030		Staff Vending	58.53	0.00	0.00	0.00	58.53
	1050		Projects/Support	3,689.35	0.00	0.00	0.00	3,689.35
	1055		After School Tutoring Programs	1,153.00	0.00	0.00	0.00	1,153.00
	A	Totals:		17,533.32	1.30	171.30	0.00	17,363.32
D	CLUBS AND ORGANIZATIONS							
	4010		40 Assets	1,097.06	233.21	0.00	0.00	1,330.27
	4040		Art	1,202.65	0.00	0.00	0.00	1,202.65
	4500		Music	-126.71	0.00	0.00	0.00	-126.71
	4580		Reading	96.19	0.00	0.00	0.00	96.19
	4620		Safety Patrol	-126.00	0.00	0.00	0.00	-126.00
	4710		Student Council	776.54	0.00	0.00	0.00	776.54
	D	Totals:		2,919.73	233.21	0.00	0.00	3,152.94
E	ADMINISTRATIVE CUSTODIAL							
	5060		Hospitality	119.95	0.00	0.00	0.00	119.95
	5080		Media	4,020.35	0.00	-6.99	0.00	4,027.34
	5090		Montessori	917.60	0.00	0.00	0.00	917.60
	5140		PayBac	1,035.70	0.00	0.00	0.00	1,035.70
	5180		Teacher Fund/Grants	0.00	0.00	0.00	0.00	0.00
	E	Totals:		6,093.60	0.00	-6.99	0.00	6,100.59
Q	STUDENT FEE FUND							
	7000		KG Field Trips	0.00	537.94	141.80	0.00	396.14
	7010		1st Grade Field Trips	12.83	0.00	0.00	0.00	12.83
	7020		2nd Grade Field Trips	36.65	341.00	359.61	0.00	18.04
	7030		3rd Grade Field Trips	47.98	0.00	0.00	0.00	47.98
	7040		4th Grade Field Trips	33.00	144.00	121.64	0.00	55.36
	7050		5th Grade Field Trips	0.00	0.00	0.00	0.00	0.00
	7090		ACP (SpEd) Trips	0.00	0.00	0.00	0.00	0.00
	7110		Montessori PreK	74.95	1,330.23	260.69	0.00	1,144.49
	7120		Montessori 1-3	85.84	0.00	0.00	0.00	85.84
	7130		Montessori 4th & 5th	5.09	324.00	327.39	0.00	1.70
	7150		Jumpstart	0.00	0.00	0.00	0.00	0.00
	7900		Field Trips-Other	0.00	0.00	0.00	0.00	0.00
	Q	Totals:		296.34	2,677.17	1,211.13	0.00	1,762.38
	Norris	Totals:		26,842.99	2,911.68	1,375.44	0.00	28,379.23

Current Cash Balance

Sorted by Site ID, Group ID, Activity ID.
From 10/01/2015 to 10/31/2015.

Site ID	Site Name						
Group ID	Group Name						
Activity ID	Activity Name	Beginning Cash	Receipts	Disbursements	Adjustments	Cash Balance	
Reagan Reagan Elementary							
A	ACTIVITY GENERAL						
1010	General Admin	20,551.47	153.47	222.17	0.00	20,482.77	
1020	Volunteers-General	29,781.10	29,316.74	11,018.57	0.00	48,079.27	
1022	Volunteers - Hospitality	0.00	0.00	0.00	0.00	0.00	
1030	Staff Vending	466.59	0.00	188.79	0.00	277.80	
1045	Gym Teachers Activity Account	51.24	0.00	0.00	0.00	51.24	
	A Totals:	50,850.40	29,470.21	11,429.53	0.00	68,891.08	
D	CLUBS AND ORGANIZATIONS						
4540	Other Clubs	0.00	0.00	0.00	0.00	0.00	
4710	Student Council	1,741.83	0.00	100.00	0.00	1,641.83	
	D Totals:	1,741.83	0.00	100.00	0.00	1,641.83	
E	ADMINISTRATIVE CUSTODIAL						
5040	Fundraising-General	62.00	0.00	0.00	0.00	62.00	
5060	Hospitality	0.00	0.00	0.00	0.00	0.00	
5070	Library	4,949.94	1,677.94	15.33	0.00	6,612.55	
5110	Other Student Activities	0.00	0.00	0.00	0.00	0.00	
5140	PayBac	77.17	16.07	0.00	0.00	93.24	
	E Totals:	5,089.11	1,694.01	15.33	0.00	6,767.79	
Q	STUDENT FEE FUND						
7000	KG Field Trips	-3.42	729.00	0.00	0.00	725.58	
7010	1st Grade Field Trips	0.00	926.50	269.88	0.00	656.62	
7020	2nd Grade Field Trips	76.88	731.00	312.06	0.00	495.82	
7030	3rd Grade Field Trips	19.15	0.00	0.00	0.00	19.15	
7040	4th Grade Field Trips	-200.00	0.00	820.34	0.00	-1,020.34	
7050	5th Grade Field Trips	0.00	0.00	0.00	0.00	0.00	
7900	Field Trips-Other	72.91	0.00	0.00	0.00	72.91	
	Q Totals:	-34.48	2,386.50	1,402.28	0.00	949.74	
	Reagan Totals:	57,646.86	33,550.72	12,947.14	0.00	78,250.44	

Current Cash Balance

Sorted by Site ID, Group ID, Activity ID.
From 10/01/2015 to 10/31/2015.

Site ID Group ID	Site Name Group Name	Activity ID	Activity Name	Beginning Cash	Receipts	Disbursements	Adjustments	Cash Balance
Reeder	Reeder Elementary							
A	ACTIVITY GENERAL							
	1010		General Admin	3,703.54	1.03	1,162.56	0.00	2,542.01
	1030		Staff Vending	-12.27	0.00	0.00	0.00	-12.27
	A	Totals:		3,691.27	1.03	1,162.56	0.00	2,529.74
D	CLUBS AND ORGANIZATIONS							
	4500		Music	5,100.16	0.00	0.00	0.00	5,100.16
	4580		Reading	0.00	0.00	0.00	0.00	0.00
	4710		Student Council	318.38	0.00	0.00	0.00	318.38
	D	Totals:		5,418.54	0.00	0.00	0.00	5,418.54
E	ADMINISTRATIVE CUSTODIAL							
	5040		Fundraising-General	56.91	0.00	0.00	0.00	56.91
	5060		Hospitality	0.00	0.00	0.00	0.00	0.00
	5070		Library	1,778.63	3,775.87	0.00	0.00	5,554.50
	5120		P.E.	2,516.49	0.00	0.00	0.00	2,516.49
	5140		PayBac	4,602.13	0.00	0.00	0.00	4,602.13
	5180		Teacher Fund/Grants	0.00	0.00	0.00	0.00	0.00
	E	Totals:		8,954.16	3,775.87	0.00	0.00	12,730.03
Q	STUDENT FEE FUND							
	7000		KG Field Trips	0.00	1,644.25	1,624.78	0.00	19.47
	7010		1st Grade Field Trips	1,290.60	322.45	840.54	0.00	772.51
	7020		2nd Grade Field Trips	28.49	0.00	0.00	0.00	28.49
	7030		3rd Grade Field Trips	72.93	0.00	0.00	0.00	72.93
	7040		4th Grade Field Trips	12.07	887.50	1,015.90	0.00	-116.33
	7050		5th Grade Field Trips	44.11	820.00	822.55	0.00	41.56
	7090		ACP (SpEd) Trips	0.00	0.00	0.00	0.00	0.00
	7900		Field Trips-Other	0.00	0.00	0.00	0.00	0.00
	Q	Totals:		1,448.20	3,674.20	4,303.77	0.00	818.63
	Reeder	Totals:		19,512.17	7,451.10	5,466.33	0.00	21,496.94

Current Cash Balance

Sorted by Site ID, Group ID, Activity ID.
From 10/01/2015 to 10/31/2015.

Site ID	Site Name					
Group ID	Group Name					
Activity ID	Activity Name	Beginning Cash	Receipts	Disbursements	Adjustments	Cash Balance
Rockwell Rockwell Elementary						
A	ACTIVITY GENERAL					
1010	General Admin	3,101.30	801.12	800.00	0.00	3,102.42
1030	Staff Vending	74.76	0.00	0.00	0.00	74.76
1040	Donations	11,480.66	0.00	1,269.54	0.00	10,211.12
	A Totals:	14,656.72	801.12	2,069.54	0.00	13,388.30
D	CLUBS AND ORGANIZATIONS					
4230	Environmental Club	522.31	0.00	10.86	0.00	511.45
4540	Other Clubs	380.34	0.00	0.00	0.00	380.34
4610	SAFE/DARE/Drug Free	239.82	0.00	0.00	0.00	239.82
4710	Student Council	2,076.26	3,066.25	0.00	0.00	5,142.51
	D Totals:	3,218.73	3,066.25	10.86	0.00	6,274.12
E	ADMINISTRATIVE CUSTODIAL					
5040	Fundraising-General	3,094.57	0.00	0.00	0.00	3,094.57
5070	Library	3,354.69	30.00	0.00	0.00	3,384.69
5110	Other Student Activities	228.63	0.00	0.00	0.00	228.63
5140	PayBac	714.69	89.72	62.75	0.00	741.66
	E Totals:	7,392.58	119.72	62.75	0.00	7,449.55
Q	STUDENT FEE FUND					
7000	KG Field Trips	0.00	299.00	314.50	0.00	-15.50
7010	1st Grade Field Trips	0.00	0.00	0.00	0.00	0.00
7020	2nd Grade Field Trips	0.00	124.50	0.00	0.00	124.50
7030	3rd Grade Field Trips	0.00	0.00	0.00	0.00	0.00
7040	4th Grade Field Trips	0.00	0.00	0.00	0.00	0.00
7050	5th Grade Field Trips	23.14	0.00	0.00	0.00	23.14
7900	Field Trips-Other	75.09	0.00	0.00	0.00	75.09
	Q Totals:	98.23	423.50	314.50	0.00	207.23
Rockwell Totals:		25,366.26	4,410.59	2,457.65	0.00	27,319.20

Current Cash Balance

Sorted by Site ID, Group ID, Activity ID.
From 10/01/2015 to 10/31/2015.

Site ID Group ID	Site Name Group Name	Activity ID	Activity Name	Beginning Cash	Receipts	Disbursements	Adjustments	Cash Balance
Rohwer	Rohwer Elementary							
A	ACTIVITY GENERAL							
		1010	General Admin	1,256.75	3,904.76	3,490.00	0.00	1,671.51
		1030	Staff Vending	98.92	0.00	0.00	0.00	98.92
	A	Totals:		1,355.67	3,904.76	3,490.00	0.00	1,770.43
D	CLUBS AND ORGANIZATIONS							
		4070	Birthday Book Club	1,859.01	80.00	0.00	0.00	1,939.01
		4140	Choir	0.00	0.00	0.00	0.00	0.00
		4620	Safety Patrol	25.00	0.00	0.00	0.00	25.00
		4710	Student Council	599.20	0.00	0.00	0.00	599.20
	D	Totals:		2,483.21	80.00	0.00	0.00	2,563.21
E	ADMINISTRATIVE CUSTODIAL							
		5040	Fundraising-General	0.00	0.00	0.00	0.00	0.00
		5060	Hospitality	372.88	1,564.00	0.00	0.00	1,936.88
		5080	Media	320.25	42.94	0.00	0.00	363.19
		5100	Other Adm Custodial	1,000.00	0.00	0.00	0.00	1,000.00
		5140	PayBac	5,465.69	36.18	693.42	0.00	4,808.45
		5180	Teacher Fund/Grants	400.00	0.00	0.00	0.00	400.00
	E	Totals:		7,558.82	1,643.12	693.42	0.00	8,508.52
Q	STUDENT FEE FUND							
		7000	KG Field Trips	62.50	705.37	883.83	0.00	-115.96
		7010	1st Grade Field Trips	103.35	0.00	0.00	0.00	103.35
		7020	2nd Grade Field Trips	121.20	0.00	317.84	0.00	-196.64
		7030	3rd Grade Field Trips	343.48	1,147.50	1,113.34	0.00	377.64
		7040	4th Grade Field Trips	161.87	509.50	495.20	0.00	176.17
		7050	5th Grade Field Trips	192.19	0.00	0.00	0.00	192.19
		7900	Field Trips-Other	0.00	0.00	0.00	0.00	0.00
	Q	Totals:		984.59	2,362.37	2,810.21	0.00	536.75
	Rohwer	Totals:		12,382.29	7,990.25	6,993.63	0.00	13,378.91

Current Cash Balance

Sorted by Site ID, Group ID, Activity ID.
From 10/01/2015 to 10/31/2015.

Site ID	Site Name						
Group ID	Group Name						
Activity ID	Activity Name	Beginning Cash	Receipts	Disbursements	Adjustments	Cash Balance	
Sandoz	Sandoz Elementary						
A	ACTIVITY GENERAL						
1010	General Admin	17,316.23	5,561.88	2,284.02	15.00	20,609.09	
1030	Staff Vending	111.00	0.00	0.00	0.00	111.00	
	A Totals:	17,427.23	5,561.88	2,284.02	15.00	20,720.09	
D	CLUBS AND ORGANIZATIONS						
4040	Art	0.00	0.00	0.00	0.00	0.00	
4710	Student Council	0.97	0.00	0.00	0.00	0.97	
	D Totals:	0.97	0.00	0.00	0.00	0.97	
E	ADMINISTRATIVE CUSTODIAL						
5040	Fundraising-General	0.00	0.00	0.00	0.00	0.00	
5070	Library	918.70	916.15	251.43	0.00	1,583.42	
	E Totals:	918.70	916.15	251.43	0.00	1,583.42	
Q	STUDENT FEE FUND						
7000	KG Field Trips	-51.15	0.00	0.00	0.00	-51.15	
7010	1st Grade Field Trips	286.45	0.00	116.75	0.00	169.70	
7020	2nd Grade Field Trips	260.87	0.00	0.00	0.00	260.87	
7030	3rd Grade Field Trips	85.27	376.00	499.66	0.00	-38.39	
7040	4th Grade Field Trips	58.98	0.00	136.77	0.00	-77.79	
7050	5th Grade Field Trips	1.68	0.00	0.00	0.00	1.68	
7090	ACP (SpEd) Trips	0.00	0.00	0.00	0.00	0.00	
7900	Field Trips-Other	0.00	0.00	-135.00	0.00	135.00	
	Q Totals:	642.10	376.00	618.18	0.00	399.92	
	Sandoz Totals:	18,989.00	6,854.03	3,153.63	15.00	22,704.40	

Current Cash Balance

Sorted by Site ID, Group ID, Activity ID.
From 10/01/2015 to 10/31/2015.

Site ID	Site Name					
Group ID	Group Name					
Activity ID	Activity Name	Beginning Cash	Receipts	Disbursements	Adjustments	Cash Balance
Upchurc Upchurch Elementary						
A	ACTIVITY GENERAL					
1010	General Admin	16,735.07	1.45	0.00	0.00	16,736.52
1030	Staff Vending	510.22	0.00	0.00	0.00	510.22
	A Totals:	17,245.29	1.45	0.00	0.00	17,246.74
D	CLUBS AND ORGANIZATIONS					
4130	Chess Club	0.00	0.00	0.00	0.00	0.00
4710	Student Council	3,737.11	2,679.00	2,212.45	0.00	4,203.66
	D Totals:	3,737.11	2,679.00	2,212.45	0.00	4,203.66
E	ADMINISTRATIVE CUSTODIAL					
5040	Fundraising-General	4,515.66	0.00	236.40	0.00	4,279.26
5070	Library	6,637.33	906.14	3,379.48	0.00	4,163.99
	E Totals:	11,152.99	906.14	3,615.88	0.00	8,443.25
Q	STUDENT FEE FUND					
7000	KG Field Trips	0.00	630.50	645.00	0.00	-14.50
7010	1st Grade Field Trips	558.78	0.00	0.00	0.00	558.78
7020	2nd Grade Field Trips	102.39	0.00	0.00	0.00	102.39
7030	3rd Grade Field Trips	686.52	0.00	0.00	0.00	686.52
7040	4th Grade Field Trips	86.25	0.00	0.00	0.00	86.25
7050	5th Grade Field Trips	138.82	0.00	0.00	0.00	138.82
7900	Field Trips-Other	0.00	0.00	0.00	0.00	0.00
	Q Totals:	1,572.76	630.50	645.00	0.00	1,558.26
S	ATHLETIC					
9020	Cash Reserve	0.00	0.00	0.00	0.00	0.00
	S Totals:	0.00	0.00	0.00	0.00	0.00
Upchurc Totals:		33,708.15	4,217.09	6,473.33	0.00	31,451.91

Current Cash Balance

Sorted by Site ID, Group ID, Activity ID.
From 10/01/2015 to 10/31/2015.

Site ID	Site Name					
Group ID	Group Name					
Activity ID	Activity Name	Beginning Cash	Receipts	Disbursements	Adjustments	Cash Balance
Wheeler Wheeler Elementary						
A	ACTIVITY GENERAL					
1010	General Admin	702.37	3,045.71	1,500.39	0.00	2,247.69
1030	Staff Vending	132.83	0.00	0.00	0.00	132.83
1040	Donations	8,204.23	6.00	0.00	0.00	8,210.23
	A Totals:	9,039.43	3,051.71	1,500.39	0.00	10,590.75
D	CLUBS AND ORGANIZATIONS					
4040	Art	0.00	0.00	0.00	0.00	0.00
4070	Birthday Book Club	2,593.49	120.00	0.00	0.00	2,713.49
4500	Music	290.62	0.00	0.00	0.00	290.62
4710	Student Council	264.10	559.70	553.24	0.00	270.56
	D Totals:	3,148.21	679.70	553.24	0.00	3,274.67
E	ADMINISTRATIVE CUSTODIAL					
5040	Fundraising-General	0.00	0.00	0.00	0.00	0.00
5060	Hospitality	30.00	0.00	0.00	0.00	30.00
5080	Media	4,165.75	18.54	294.14	0.00	3,890.15
5100	Other Adm Custodial	6.44	1,440.00	0.00	0.00	1,446.44
5110	Other Student Activities	0.00	0.00	0.00	0.00	0.00
	E Totals:	4,202.19	1,458.54	294.14	0.00	5,366.59
Q	STUDENT FEE FUND					
7000	KG Field Trips	637.85	0.00	268.96	0.00	368.89
7010	1st Grade Field Trips	648.95	0.00	275.38	0.00	373.57
7020	2nd Grade Field Trips	0.00	335.40	305.00	0.00	30.40
7030	3rd Grade Field Trips	150.58	915.00	926.08	0.00	139.50
7040	4th Grade Field Trips	523.57	0.00	0.00	0.00	523.57
7050	5th Grade Field Trips	504.97	0.00	0.00	0.00	504.97
7600	Garden Club	0.00	0.00	0.00	0.00	0.00
7900	Field Trips-Other	-746.45	0.00	0.00	0.00	-746.45
	Q Totals:	1,719.47	1,250.40	1,775.42	0.00	1,194.45
	Wheeler Totals:	18,109.30	6,440.35	4,123.19	0.00	20,426.46

Current Cash Balance

Sorted by Site ID, Group ID, Activity ID.
From 10/01/2015 to 10/31/2015.

Site ID	Site Name					
Group ID	Group Name					
Activity ID	Activity Name	Beginning Cash	Receipts	Disbursements	Adjustments	Cash Balance
Willowd	Willowdale Elementary					
A	ACTIVITY GENERAL					
1010	General Admin	8,266.37	150.62	850.26	0.00	7,566.73
1030	Staff Vending	2,798.54	0.00	0.00	0.00	2,798.54
	A Totals:	11,064.91	150.62	850.26	0.00	10,365.27
D	CLUBS AND ORGANIZATIONS					
4040	Art	0.00	0.00	0.00	0.00	0.00
4140	Choir	0.00	0.00	0.00	0.00	0.00
4230	Environmental Club	0.00	0.00	0.00	0.00	0.00
4710	Student Council	1,201.05	0.00	420.00	0.00	781.05
	D Totals:	1,201.05	0.00	420.00	0.00	781.05
E	ADMINISTRATIVE CUSTODIAL					
5040	Fundraising-General	0.00	0.00	0.00	0.00	0.00
5050	HAL	0.00	0.00	0.00	0.00	0.00
5080	Media	597.91	0.00	0.00	0.00	597.91
5100	Other Adm Custodial	240.33	0.00	0.00	0.00	240.33
5110	Other Student Activities	0.00	0.00	0.00	0.00	0.00
5180	Teacher Fund/Grants	31.25	0.00	0.00	0.00	31.25
5200	Outdoor Learning Environment	429.36	0.00	0.00	0.00	429.36
	E Totals:	1,298.85	0.00	0.00	0.00	1,298.85
Q	STUDENT FEE FUND					
7000	KG Field Trips	0.00	372.00	365.75	0.00	6.25
7010	1st Grade Field Trips	35.96	560.50	570.67	0.00	25.79
7020	2nd Grade Field Trips	96.41	962.00	561.80	-13.00	483.61
7030	3rd Grade Field Trips	0.00	0.00	0.00	0.00	0.00
7040	4th Grade Field Trips	309.38	0.00	0.00	0.00	309.38
7050	5th Grade Field Trips	101.66	497.00	503.04	0.00	95.62
7900	Field Trips-Other	0.00	98.00	0.00	0.00	98.00
	Q Totals:	543.41	2,489.50	2,001.26	-13.00	1,018.65
	Willowda Totals:	14,108.22	2,640.12	3,271.52	-13.00	13,463.82
	Report Totals:	3,042,314.03	705,265.44	710,701.92	4,445.70	3,041,323.25

Current Cash Balance

Sorted by Site ID, Group ID, Activity ID.
From 10/01/2015 to 10/31/2015.

Site ID	Site Name						
Group ID	Group Name						
Activity ID	Activity Name	Beginning Cash	Receipts	Disbursements	Adjustments	Cash Balance	
AMS	Andersen Middle School						
A	ACTIVITY GENERAL						
1010	General Admin	29,223.78	22.83	428.58	0.00	28,818.03	
1025	Savings	0.00	0.00	0.00	0.00	0.00	
1030	Staff Vending	2,202.50	0.00	0.00	0.00	2,202.50	
1035	Student Vending	3,211.68	0.00	0.00	0.00	3,211.68	
1170	Wellness	1,135.32	0.00	29.93	0.00	1,105.39	
	A Totals:	35,773.28	22.83	458.51	0.00	35,337.60	
B	Athletics-Girls						
2013	Misc. Expenditures - Girls	180.83	-15.00	670.80	1,597.50	1,092.53	
	B Totals:	180.83	-15.00	670.80	1,597.50	1,092.53	
C	Athletics-Boys						
3013	Misc. Expenditures - Boys	7,623.94	0.00	705.04	322.50	7,241.40	
	C Totals:	7,623.94	0.00	705.04	322.50	7,241.40	
D	CLUBS AND ORGANIZATIONS						
4040	Art	522.05	0.00	48.56	0.00	473.49	
4060	Band	1,004.79	0.00	210.00	1,766.00	2,560.79	
4080	Book Club	213.17	0.00	0.00	0.00	213.17	
4100	Builders Club	412.06	150.00	0.00	0.00	562.06	
4220	Drama Club	49.75	0.00	0.00	0.00	49.75	
4260	FCS Club	2,413.18	258.50	0.00	0.00	2,671.68	
4370	Industrial Arts	9,017.96	0.00	0.00	0.00	9,017.96	
4440	Leadership Club	1,299.15	0.00	0.00	0.00	1,299.15	
4500	Music	2,167.94	0.00	0.00	0.00	2,167.94	
4540	Other Clubs	0.00	0.00	0.00	0.00	0.00	
4560	Photography Club	79.58	0.00	0.00	0.00	79.58	
4590	Renaissance Program	0.00	0.00	0.00	0.00	0.00	
4630	Science Club	0.00	0.00	0.00	0.00	0.00	
4710	Student Council	3,770.10	1,487.06	1,188.22	0.00	4,068.94	
4740	Volleyball Club	0.00	0.00	0.00	0.00	0.00	
4750	Volunteer Club	0.00	0.00	0.00	0.00	0.00	
4770	Yearbook	17,363.39	0.00	4,332.51	0.00	13,030.88	
4780	Youth to Youth	1,521.07	0.00	1,234.78	0.00	286.29	
	D Totals:	39,834.19	1,895.56	7,014.07	1,766.00	36,481.68	
E	ADMINISTRATIVE CUSTODIAL						
5020	Fines	7,198.87	0.00	0.00	0.00	7,198.87	
5030	Counseling Center	2,240.38	0.00	0.00	0.00	2,240.38	
5040	Fundraising-General	11,990.68	0.00	2,000.00	0.00	9,990.68	
5050	HAL	0.00	67.00	51.00	0.00	16.00	
5060	Hospitality	1,024.77	0.00	0.00	0.00	1,024.77	
5070	Library	1,691.11	0.00	0.00	0.00	1,691.11	
5100	Other Adm Custodial	0.00	311.83	311.83	0.00	0.00	

Current Cash Balance

Sorted by Site ID, Group ID, Activity ID.
From 10/01/2015 to 10/31/2015.

Site ID Group ID	Site Name Group Name		Beginning Cash	Receipts	Disbursements	Adjustments	Cash Balance
Activity ID	Activity Name						
5110	Other Student Activities		0.00	0.00	175.90	0.00	-175.90
5120	P.E.		1,174.34	0.00	0.00	0.00	1,174.34
5165	Logo Sales		5,479.21	557.00	394.00	0.00	5,642.21
5200	Outdoor Learning Environment		1,639.96	0.00	0.00	0.00	1,639.96
5215	Special Events		9,051.35	0.00	0.00	0.00	9,051.35
E Totals:			41,490.67	935.83	2,932.73	0.00	39,493.77
Q	STUDENT FEE FUND						
7060	6th Grade Field Trips		-822.94	679.00	0.00	0.00	-143.94
7070	7th Grade Field Trips		0.00	0.00	0.00	0.00	0.00
7080	8th Grade Field Trips		6.92	0.00	0.00	0.00	6.92
7150	Jumpstart		967.89	0.00	952.13	0.00	15.76
7170	Participation Fees - Clubs & Orgs		0.00	1,986.00	0.00	-1,766.00	220.00
7900	Field Trips-Other		0.00	0.00	0.00	0.00	0.00
7901	Student Transportation		0.00	2,400.00	2,400.00	0.00	0.00
Q Totals:			151.87	5,065.00	3,352.13	-1,766.00	98.74
S	ATHLETIC						
9050	Athletic-General		11,956.21	15.00	0.00	0.00	11,971.21
S Totals:			11,956.21	15.00	0.00	0.00	11,971.21
AMS Totals:			137,010.99	7,919.22	15,133.28	1,920.00	131,716.93

Current Cash Balance

Sorted by Site ID, Group ID, Activity ID.
From 10/01/2015 to 10/31/2015.

Site ID	Site Name						
Group ID	Group Name						
Activity ID	Activity Name	Beginning Cash	Receipts	Disbursements	Adjustments	Cash Balance	
BMS	Beadle Middle School						
A	ACTIVITY GENERAL						
1010	General Admin	9,755.11	59.90	17.97	0.00	9,797.04	
1025	Savings	0.00	0.00	0.00	0.00	0.00	
1030	Staff Vending	-1.62	45.00	62.34	0.00	-18.96	
1035	Student Vending	301.23	0.00	238.83	135.00	197.40	
1040	Donations	9,294.88	0.00	2,648.18	0.00	6,646.70	
1070	Start Up Cash	0.00	0.00	0.00	0.00	0.00	
1080	Next Year Monies	344.11	0.00	0.00	0.00	344.11	
1170	Wellness	0.00	0.00	0.00	0.00	0.00	
	A Totals:	19,693.71	104.90	2,967.32	135.00	16,966.29	
B	Athletics-Girls						
2013	Misc. Expenditures - Girls	3,349.07	0.00	216.62	0.00	3,132.45	
	B Totals:	3,349.07	0.00	216.62	0.00	3,132.45	
C	Athletics-Boys						
3013	Misc. Expenditures - Boys	5,949.46	0.00	768.14	0.00	5,181.32	
	C Totals:	5,949.46	0.00	768.14	0.00	5,181.32	
D	CLUBS AND ORGANIZATIONS						
4040	Art	161.50	0.00	0.00	0.00	161.50	
4060	Band	0.00	0.00	0.00	0.00	0.00	
4170	Cross Country Club	276.05	157.01	362.39	-1.00	69.67	
4190	Dance	3.71	0.00	0.00	0.00	3.71	
4200	Debate Team	0.00	0.00	0.00	0.00	0.00	
4220	Drama Club	0.00	0.00	0.00	0.00	0.00	
4230	Environmental Club	290.12	0.00	0.00	0.00	290.12	
4260	FCS Club	881.76	0.00	0.00	0.00	881.76	
4320	Future Educators	18.87	0.00	0.00	0.00	18.87	
4540	Other Clubs	51.88	0.00	742.72	816.00	125.16	
4570	Play Production	4,203.91	0.00	0.00	0.00	4,203.91	
4630	Science Club	63.42	0.00	37.46	0.00	25.96	
4690	Spirit Shop	7,570.29	1,234.80	419.00	0.00	8,386.09	
4710	Student Council	1,003.30	1,360.75	1,460.75	0.00	903.30	
4770	Yearbook	38,848.19	200.00	0.00	0.00	39,048.19	
4780	Youth to Youth	842.10	0.00	712.66	140.00	269.44	
	D Totals:	54,215.10	2,952.56	3,734.98	955.00	54,387.68	
E	ADMINISTRATIVE CUSTODIAL						
5025	Fines - Library Book	2,294.54	0.00	0.00	0.00	2,294.54	
5030	Counseling Center	184.63	0.00	0.00	0.00	184.63	
5040	Fundraising-General	0.00	0.00	0.00	0.00	0.00	
5050	HAL	0.00	0.00	0.00	0.00	0.00	
5060	Hospitality	2,697.68	0.00	87.00	0.00	2,610.68	
5070	Library	0.00	1,036.54	1,053.54	0.00	-17.00	

Current Cash Balance

Sorted by Site ID, Group ID, Activity ID.
From 10/01/2015 to 10/31/2015.

Site ID	Site Name						
Group ID	Group Name						
Activity ID	Activity Name	Beginning Cash	Receipts	Disbursements	Adjustments	Cash Balance	
5120	P.E.	2,878.86	0.00	0.00	0.00	2,878.86	
5180	Teacher Fund/Grants	449.23	0.00	0.00	0.00	449.23	
5220	Site Improvements	475.83	0.00	0.00	0.00	475.83	
E Totals:		8,980.77	1,036.54	1,140.54	0.00	8,876.77	
Q	STUDENT FEE FUND						
7060	6th Grade Field Trips	260.75	8.50	0.00	0.00	269.25	
7100	After School Program	0.00	0.00	0.00	0.00	0.00	
7150	Jumpstart	2,243.00	0.00	0.00	0.00	2,243.00	
7170	Participation Fees - Clubs & Orgs	140.00	2,546.60	0.00	-1,090.00	1,596.60	
7901	Student Transportation	4,290.00	3,510.00	4,320.00	0.00	3,480.00	
Q Totals:		6,933.75	6,065.10	4,320.00	-1,090.00	7,588.85	
BMS Totals:		99,121.86	10,159.10	13,147.60	0.00	96,133.36	

Current Cash Balance

Sorted by Site ID, Group ID, Activity ID.
From 10/01/2015 to 10/31/2015.

Site ID Group ID	Site Name Group Name	Activity ID	Activity Name	Beginning Cash	Receipts	Disbursements	Adjustments	Cash Balance
CMS	Central Middle School							
A	ACTIVITY GENERAL							
	1010		General Admin	98.27	246.61	762.53	570.48	152.83
	1025		Savings	0.00	0.00	0.00	0.00	0.00
	1030		Staff Vending	340.24	0.00	0.00	0.00	340.24
	1035		Student Vending	4,299.77	0.00	359.00	0.00	3,940.77
	1040		Donations	0.00	0.00	0.00	0.00	0.00
	1050		Projects/Support	0.00	0.00	0.00	0.00	0.00
	A	Totals:		4,738.28	246.61	1,121.53	570.48	4,433.84
B	Athletics-Girls							
	2013		Misc. Expenditures - Girls	355.20	0.00	241.30	1,200.00	1,313.90
	B	Totals:		355.20	0.00	241.30	1,200.00	1,313.90
C	Athletics-Boys							
	3013		Misc. Expenditures - Boys	1,328.52	0.00	1,519.99	0.00	-191.47
	C	Totals:		1,328.52	0.00	1,519.99	0.00	-191.47
D	CLUBS AND ORGANIZATIONS							
	4010		40 Assets	0.00	0.00	0.00	0.00	0.00
	4040		Art	132.25	0.00	0.00	180.00	312.25
	4060		Band	0.00	0.00	0.00	0.00	0.00
	4090		Bowling Club	18.03	0.00	0.00	0.00	18.03
	4170		Cross Country Club	126.28	100.00	256.74	0.00	-30.46
	4220		Drama Club	2,087.52	0.00	0.00	0.00	2,087.52
	4260		FCS Club	7.74	0.00	0.00	0.00	7.74
	4500		Music	5,577.53	16.00	3,355.50	0.00	2,238.03
	4530		Orchestra	0.00	0.00	0.00	0.00	0.00
	4540		Other Clubs	-144.50	0.00	0.00	0.00	-144.50
	4670		SPARKS	0.00	0.00	0.00	0.00	0.00
	4710		Student Council	4,249.94	252.00	2,805.31	0.00	1,696.63
	4760		World Language	0.00	0.00	0.00	0.00	0.00
	4770		Yearbook	7,493.65	265.00	0.00	0.00	7,758.65
	D	Totals:		19,548.44	633.00	6,417.55	180.00	13,943.89
E	ADMINISTRATIVE CUSTODIAL							
	5020		Fines	312.56	0.00	0.00	0.00	312.56
	5040		Fundraising-General	6,454.18	597.58	1,581.34	0.00	5,470.42
	5050		HAL	0.00	0.00	0.00	0.00	0.00
	5060		Hospitality	0.00	0.00	0.00	0.00	0.00
	5070		Library	1,140.27	0.00	15.77	0.00	1,124.50
	5075		Mentoring	199.50	0.00	0.00	0.00	199.50
	5085		MSAP	570.48	0.00	0.00	-570.48	0.00
	5090		Montessori	11.07	0.00	0.00	0.00	11.07
	5093		Montessori 7/8 Sales	0.00	0.00	0.00	0.00	0.00
	5095		Montessori Fundraising	1,331.49	880.18	30.00	0.00	2,181.67

Current Cash Balance

Sorted by Site ID, Group ID, Activity ID.
From 10/01/2015 to 10/31/2015.

Site ID Group ID	Site Name Group Name	Activity ID	Activity Name	Beginning Cash	Receipts	Disbursements	Adjustments	Cash Balance
		5100	Other Adm Custodial	0.00	0.00	0.00	0.00	0.00
		5110	Other Student Activities	0.00	0.00	0.00	0.00	0.00
		5120	P.E.	0.00	0.00	0.00	0.00	0.00
		5140	PayBac	16.48	0.00	0.00	0.00	16.48
		5170	Student Notebooks	2,069.82	0.00	0.00	0.00	2,069.82
		5180	Teacher Fund/Grants	511.52	0.00	0.00	0.00	511.52
		5185	Technology	0.00	0.00	0.00	0.00	0.00
		5210	Zone	323.01	0.00	0.00	0.00	323.01
	E	Totals:		12,940.38	1,477.76	1,627.11	-570.48	12,220.55
Q			STUDENT FEE FUND					
		7060	6th Grade Field Trips	0.00	0.00	0.00	0.00	0.00
		7070	7th Grade Field Trips	0.00	0.00	0.00	0.00	0.00
		7080	8th Grade Field Trips	0.00	0.00	0.00	0.00	0.00
		7135	Montessori 6-8	4,693.44	0.00	234.43	0.00	4,459.01
		7150	Jumpstart	999.81	0.00	871.90	0.00	127.91
		7170	Participation Fees - Clubs & Orgs	625.00	190.00	0.00	-180.00	635.00
		7900	Field Trips-Other	0.00	348.00	240.00	0.00	108.00
		7901	Student Transportation	3,480.00	4,260.00	3,570.00	0.00	4,170.00
	Q	Totals:		9,798.25	4,798.00	4,916.33	-180.00	9,499.92
S			ATHLETIC					
		9070	Miscellaneous Receipts	1,058.90	145.00	56.48	0.00	1,147.42
	S	Totals:		1,058.90	145.00	56.48	0.00	1,147.42
	CMS	Totals:		49,767.97	7,300.37	15,900.29	1,200.00	42,368.05

Current Cash Balance

Sorted by Site ID, Group ID, Activity ID.
From 10/01/2015 to 10/31/2015.

Site ID Group ID	Site Name Group Name	Activity ID	Activity Name	Beginning Cash	Receipts	Disbursements	Adjustments	Cash Balance
KMS	Kiewit Middle School							
A	ACTIVITY GENERAL							
	1010		General Admin	1,679.75	0.00	0.00	0.00	1,679.75
	1025		Savings	58,551.58	0.00	0.00	0.00	58,551.58
	1030		Staff Vending	2,960.64	0.00	67.83	0.00	2,892.81
	1035		Student Vending	58,444.51	0.00	63.24	0.00	58,381.27
	1050		Projects/Support	17,980.97	0.00	0.00	0.00	17,980.97
	A	Totals:		139,617.45	0.00	131.07	0.00	139,486.38
B	Athletics-Girls							
	2013		Misc. Expenditures - Girls	3,161.79	33.00	740.95	0.00	2,453.84
	B	Totals:		3,161.79	33.00	740.95	0.00	2,453.84
C	Athletics-Boys							
	3013		Misc. Expenditures - Boys	1,808.67	0.00	410.76	0.00	1,397.91
	3052		Camps - Boys Basketball	0.00	0.00	0.00	0.00	0.00
	C	Totals:		1,808.67	0.00	410.76	0.00	1,397.91
D	CLUBS AND ORGANIZATIONS							
	4040		Art	861.27	40.00	90.92	0.00	810.35
	4060		Band	100.00	0.00	0.00	0.00	100.00
	4130		Chess Club	0.00	0.00	0.00	0.00	0.00
	4220		Drama Club	3,028.58	0.00	0.00	0.00	3,028.58
	4260		FCS Club	400.57	190.00	0.00	0.00	590.57
	4370		Industrial Arts	13,455.39	411.00	0.00	0.00	13,866.39
	4380		International Club	51.96	0.00	0.00	0.00	51.96
	4500		Music	2,740.65	2,515.00	282.18	0.00	4,973.47
	4540		Other Clubs	77.94	0.00	0.00	0.00	77.94
	4630		Science Club	222.36	0.00	0.00	0.00	222.36
	4680		Speech Club	383.50	0.00	0.00	0.00	383.50
	4710		Student Council	4,226.47	0.00	58.71	0.00	4,167.76
	4750		Volunteer Club	7,425.42	0.00	0.00	0.00	7,425.42
	4770		Yearbook	55,067.59	40.00	0.00	0.00	55,107.59
	4780		Youth to Youth	0.00	0.00	0.00	0.00	0.00
	D	Totals:		88,041.70	3,196.00	431.81	0.00	90,805.89
E	ADMINISTRATIVE CUSTODIAL							
	5040		Fundraising-General	8,893.13	1,265.25	3,177.54	0.00	6,980.84
	5050		HAL	1,755.01	251.75	1,286.50	0.00	720.26
	5060		Hospitality	1,222.35	0.00	0.00	0.00	1,222.35
	5070		Library	7,123.35	84.39	123.05	0.00	7,084.69
	5120		P.E.	680.80	0.00	0.00	0.00	680.80
	5140		PayBac	11,202.68	0.00	0.00	0.00	11,202.68
	5165		Logo Sales	40,473.57	593.01	0.00	0.00	41,066.58
	5175		Student Scholarships	1,536.06	0.00	0.00	0.00	1,536.06
	5180		Teacher Fund/Grants	412.01	0.00	0.00	0.00	412.01

Current Cash Balance

Sorted by Site ID, Group ID, Activity ID.
From 10/01/2015 to 10/31/2015.

Site ID Group ID	Site Name Group Name		Beginning Cash	Receipts	Disbursements	Adjustments	Cash Balance
Activity ID	Activity Name						
5185	Technology		0.00	0.00	0.00	0.00	0.00
E Totals:			73,298.96	2,194.40	4,587.09	0.00	70,906.27
Q	STUDENT FEE FUND						
7060	6th Grade Field Trips		-645.00	1,943.25	1,488.26	0.00	-190.01
7070	7th Grade Field Trips		0.00	0.00	0.00	0.00	0.00
7080	8th Grade Field Trips		0.00	0.00	0.00	0.00	0.00
7100	After School Program		2,181.88	7,449.00	8,963.11	0.00	667.77
7140	Mini-Classes		0.00	0.00	0.00	0.00	0.00
7170	Participation Fees - Clubs & Orgs		4,064.00	745.00	0.00	0.00	4,809.00
7901	Student Transportation		5,006.86	5,340.00	7,530.00	0.00	2,816.86
Q Totals:			10,607.74	15,477.25	17,981.37	0.00	8,103.62
KMS Totals:			316,536.31	20,900.65	24,283.05	0.00	313,153.91

Current Cash Balance

Sorted by Site ID, Group ID, Activity ID.
From 10/01/2015 to 10/31/2015.

Site ID	Site Name					
Group ID	Group Name					
Activity ID	Activity Name	Beginning Cash	Receipts	Disbursements	Adjustments	Cash Balance
NMS	North Middle School					
A	ACTIVITY GENERAL					
1010	General Admin	16,225.66	713.57	4,839.21	0.00	12,100.02
1025	Savings	0.00	0.00	0.00	0.00	0.00
1030	Staff Vending	0.00	0.00	0.00	0.00	0.00
1035	Student Vending	472.61	30.25	279.70	0.00	223.16
1040	Donations	18,347.28	1,225.00	350.44	0.00	19,221.84
1170	Wellness	0.00	0.00	0.00	0.00	0.00
	A Totals:	35,045.55	1,968.82	5,469.35	0.00	31,545.02
B	Athletics-Girls					
2003	Entry Fees - Girls	0.00	0.00	0.00	0.00	0.00
	B Totals:	0.00	0.00	0.00	0.00	0.00
D	CLUBS AND ORGANIZATIONS					
4040	Art	398.69	50.00	71.86	0.00	376.83
4060	Band	115.00	111.00	96.00	0.00	130.00
4130	Chess Club	-60.13	12.00	0.00	0.00	-48.13
4140	Choir	0.00	0.00	0.00	0.00	0.00
4170	Cross Country Club	-387.00	0.00	88.70	0.00	-475.70
4220	Drama Club	7,257.12	68.50	0.00	0.00	7,325.62
4260	FCS Club	0.00	0.00	0.00	0.00	0.00
4290	Forensics	105.00	270.00	105.00	0.00	270.00
4370	Industrial Arts	487.54	0.00	0.00	0.00	487.54
4380	International Club	307.10	0.00	0.00	0.00	307.10
4490	M-Club	0.00	0.00	0.00	0.00	0.00
4540	Other Clubs	0.00	0.00	0.00	0.00	0.00
4600	Robotics & Engineering Club	0.00	0.00	0.00	0.00	0.00
4690	Spirit Shop	0.00	0.00	0.00	0.00	0.00
4710	Student Council	8,911.69	1,449.57	1,138.66	0.00	9,222.60
4750	Volunteer Club	0.00	0.00	0.00	0.00	0.00
4770	Yearbook	-1,570.34	0.00	0.00	0.00	-1,570.34
4780	Youth to Youth	504.72	249.84	648.42	0.00	106.14
	D Totals:	16,069.39	2,210.91	2,148.64	0.00	16,131.66
E	ADMINISTRATIVE CUSTODIAL					
5040	Fundraising-General	22,939.85	484.00	1,798.20	0.00	21,625.65
5050	HAL	258.71	1,256.75	1,256.75	0.00	258.71
5060	Hospitality	720.75	60.00	25.00	0.00	755.75
5070	Library	1,966.93	2,872.96	1,880.45	0.00	2,959.44
5120	P.E.	0.00	0.00	0.00	0.00	0.00
5200	Outdoor Learning Environment	-1,482.48	0.00	1,226.51	0.00	-2,708.99
5215	Special Events	1,339.54	0.00	0.00	0.00	1,339.54
	E Totals:	25,743.30	4,673.71	6,186.91	0.00	24,230.10
Q	STUDENT FEE FUND					

Current Cash Balance

Sorted by Site ID, Group ID, Activity ID.
From 10/01/2015 to 10/31/2015.

Site ID	Site Name					
Group ID	Group Name					
Activity ID	Activity Name	Beginning Cash	Receipts	Disbursements	Adjustments	Cash Balance
7060	6th Grade Field Trips	0.00	0.00	0.00	0.00	0.00
7070	7th Grade Field Trips	0.00	0.00	0.00	0.00	0.00
7080	8th Grade Field Trips	0.00	0.00	0.00	0.00	0.00
7150	Jumpstart	158.73	0.00	0.00	0.00	158.73
7170	Participation Fees - Clubs & Orgs	2,542.16	2,390.00	0.00	0.00	4,932.16
7900	Field Trips-Other	0.00	200.00	0.00	0.00	200.00
7901	Student Transportation	720.00	1,230.00	1,950.00	0.00	0.00
Q Totals:		3,420.89	3,820.00	1,950.00	0.00	5,290.89
NMS Totals:		80,279.13	12,673.44	15,754.90	0.00	77,197.67

Current Cash Balance

Sorted by Site ID, Group ID, Activity ID.
From 10/01/2015 to 10/31/2015.

Site ID Group ID	Site Name Group Name	Activity ID	Activity Name	Beginning Cash	Receipts	Disbursements	Adjustments	Cash Balance
RMS	Russell Middle School							
A	ACTIVITY GENERAL							
	1010		General Admin	5,041.65	274.61	720.38	-20.00	4,575.88
	1030		Staff Vending	1,057.52	45.00	104.79	0.00	997.73
	1035		Student Vending	178.69	15.00	0.00	0.00	193.69
	1040		Donations	38,978.07	34.00	147.38	0.00	38,864.69
	1170		Wellness	0.00	0.00	0.00	0.00	0.00
	A	Totals:		45,255.93	368.61	972.55	-20.00	44,631.99
B	Athletics-Girls							
	2013		Misc. Expenditures - Girls	7,761.91	0.00	293.36	0.00	7,468.55
	B	Totals:		7,761.91	0.00	293.36	0.00	7,468.55
C	Athletics-Boys							
	3013		Misc. Expenditures - Boys	9,416.19	0.00	754.60	0.00	8,661.59
	C	Totals:		9,416.19	0.00	754.60	0.00	8,661.59
D	CLUBS AND ORGANIZATIONS							
	4040		Art	544.28	0.00	0.00	0.00	544.28
	4045		Art Projects	34.36	0.00	0.00	16.00	50.36
	4060		Band	0.00	0.00	8.00	0.00	-8.00
	4170		Cross Country Club	151.00	0.00	0.00	0.00	151.00
	4180		Culinary Competition	158.38	0.00	97.13	68.00	129.25
	4190		Dance	297.85	0.00	0.00	0.00	297.85
	4260		FCS Club	890.64	0.00	0.00	0.00	890.64
	4370		Industrial Arts	-1,574.72	481.00	0.00	0.00	-1,093.72
	4500		Music	1,305.00	0.00	1,268.93	33.00	69.07
	4503		Music-Musicals	0.00	0.00	522.50	0.00	-522.50
	4530		Orchestra	158.34	0.00	0.00	0.00	158.34
	4540		Other Clubs	0.00	0.00	0.00	0.00	0.00
	4710		Student Council	1,226.85	1,812.51	740.50	70.00	2,368.86
	4750		Volunteer Club	0.00	0.00	0.00	0.00	0.00
	4770		Yearbook	20,686.72	150.00	40.91	20.00	20,815.81
	D	Totals:		23,878.70	2,443.51	2,677.97	207.00	23,851.24
E	ADMINISTRATIVE CUSTODIAL							
	5008		Surplus Sales	50,219.94	0.00	0.00	0.00	50,219.94
	5025		Fines - Library Book	0.00	0.00	0.00	0.00	0.00
	5030		Counseling Center	372.94	250.00	0.00	0.00	622.94
	5040		Fundraising-General	5,192.44	2,858.43	0.00	0.00	8,050.87
	5050		HAL	0.00	2,308.25	2,308.25	0.00	0.00
	5060		Hospitality	1,015.00	35.00	0.00	0.00	1,050.00
	5070		Library	301.98	1,087.22	1,077.01	0.00	312.19
	5100		Other Adm Custodial	0.00	0.00	0.00	0.00	0.00
	5110		Other Student Activities	1,324.70	0.00	0.00	0.00	1,324.70
	5120		P.E.	316.46	0.00	0.00	0.00	316.46

Current Cash Balance

Sorted by Site ID, Group ID, Activity ID.
From 10/01/2015 to 10/31/2015.

Site ID Group ID	Site Name Group Name		Beginning Cash	Receipts	Disbursements	Adjustments	Cash Balance
	Activity ID Activity Name						
	5165 Logo Sales		3,988.26	492.60	2,290.75	0.00	2,190.11
		E Totals:	62,731.72	7,031.50	5,676.01	0.00	64,087.21
Q	STUDENT FEE FUND						
	7060 6th Grade Field Trips		81.83	3,864.00	1,351.61	0.00	2,594.22
	7070 7th Grade Field Trips		67.83	0.00	0.00	0.00	67.83
	7080 8th Grade Field Trips		24.84	0.00	0.00	0.00	24.84
	7150 Jumpstart		2,009.15	0.00	0.00	0.00	2,009.15
	7170 Participation Fees - Clubs & Orgs		0.00	117.00	0.00	-117.00	0.00
	7900 Field Trips-Other		0.00	0.00	0.00	0.00	0.00
	7901 Student Transportation		330.00	930.00	330.00	0.00	930.00
		Q Totals:	2,513.65	4,911.00	1,681.61	-117.00	5,626.04
S	ATHLETIC						
	9070 Miscellaneous Receipts		0.00	0.00	0.00	0.00	0.00
		S Totals:	0.00	0.00	0.00	0.00	0.00
		RMS Totals:	151,558.10	14,754.62	12,056.10	70.00	154,326.62

Current Cash Balance

Sorted by Site ID, Group ID, Activity ID.
From 10/01/2015 to 10/31/2015.

Site ID	Site Name					
Group ID	Group Name					
Activity ID	Activity Name	Beginning Cash	Receipts	Disbursements	Adjustments	Cash Balance
Horizon	Millard Horizon High School					
A	ACTIVITY GENERAL					
1010	General Admin	-291.09	48.15	286.75	0.00	-529.69
1030	Staff Vending	1,124.70	0.00	0.00	0.00	1,124.70
	A Totals:	833.61	48.15	286.75	0.00	595.01
D	CLUBS AND ORGANIZATIONS					
4650	Skills USA	713.95	0.00	0.00	0.00	713.95
4710	Student Council	159.14	0.00	0.00	0.00	159.14
4790	DLM Academy	642.15	3,090.00	2,901.00	0.00	831.15
	D Totals:	1,515.24	3,090.00	2,901.00	0.00	1,704.24
E	ADMINISTRATIVE CUSTODIAL					
5040	Fundraising-General	760.85	0.00	44.66	0.00	716.19
	E Totals:	760.85	0.00	44.66	0.00	716.19
	Horizon Totals:	3,109.70	3,138.15	3,232.41	0.00	3,015.44

Current Cash Balance

Sorted by Site ID, Group ID, Activity ID.
From 10/01/2015 to 10/31/2015.

Site ID	Site Name						
Group ID	Group Name						
Activity ID	Activity Name	Beginning Cash	Receipts	Disbursements	Adjustments	Cash Balance	
NHS	Millard North High School						
A	ACTIVITY GENERAL						
1010	General Admin	7,787.76	45.00	928.79	0.00	6,903.97	
1025	Savings	-300,575.04	0.00	0.00	-75.77	-300,650.81	
1030	Staff Vending	-573.47	0.00	0.00	0.00	-573.47	
1035	Student Vending	0.00	0.00	0.00	0.00	0.00	
1040	Donations	83.00	190.00	0.00	0.00	273.00	
1050	Projects/Support	25,403.58	0.00	0.00	0.00	25,403.58	
1070	Start Up Cash	-2,100.00	15,400.00	20,400.00	0.00	-7,100.00	
1090	Other Revenue	2,353.87	0.00	0.00	75.77	2,429.64	
1110	Extracurr Transportation	-5,584.53	0.00	8,535.89	0.00	-14,120.42	
	A Totals:	-273,204.83	15,635.00	29,864.68	0.00	-287,434.51	
B	Athletics-Girls						
2001	Awards - Girls	0.00	0.00	0.00	0.00	0.00	
2002	Camps - Girls	0.00	0.00	0.00	0.00	0.00	
2003	Entry Fees - Girls	1,950.00	200.00	0.00	0.00	2,150.00	
2004	Equipment - Girls	0.00	0.00	0.00	0.00	0.00	
2005	Lodging - Girls	0.00	0.00	0.00	0.00	0.00	
2006	Meals - Girls	0.00	0.00	0.00	0.00	0.00	
2007	Officials - Girls	0.00	0.00	0.00	0.00	0.00	
2009	Scouting - Girls	0.00	0.00	0.00	0.00	0.00	
2010	Security - Girls	0.00	0.00	0.00	0.00	0.00	
2011	Transportation - Girls	0.00	0.00	0.00	0.00	0.00	
2012	Uniforms/Apparel - Girls	0.00	0.00	0.00	0.00	0.00	
2013	Misc. Expenditures - Girls	0.00	0.00	0.00	0.00	0.00	
2051	Awards - Girls Basketball	0.00	0.00	0.00	0.00	0.00	
2052	Camps - Girls Basketball	2,359.72	400.00	363.23	0.00	2,396.49	
2053	Entry Fees - Girls Basketball	0.00	0.00	0.00	0.00	0.00	
2054	Equipment - Girls Basketball	0.00	0.00	0.00	0.00	0.00	
2055	Lodging - Girls Basketball	0.00	0.00	0.00	0.00	0.00	
2056	Meals - Girls Basketball	0.00	0.00	0.00	0.00	0.00	
2057	Officials - Girls Basketball	0.00	0.00	0.00	0.00	0.00	
2058	Prof. Development - Girls Basketball	-379.98	0.00	320.02	0.00	-700.00	
2059	Scouting - Girls Basketball	0.00	0.00	0.00	0.00	0.00	
2060	Security - Girls Basketball	0.00	0.00	0.00	0.00	0.00	
2061	Transportation - Girls Basketball	0.00	0.00	0.00	0.00	0.00	
2062	Uniforms/Apparel - Girls Basketball	0.00	0.00	0.00	0.00	0.00	
2063	Misc. Expenditures - Girls Basketball	0.00	0.00	0.00	0.00	0.00	
2101	Awards - Girls Cross Country	-33.02	0.00	0.00	0.00	-33.02	
2102	Camps - Girls Cross Country	1,766.01	1,380.00	408.25	0.00	2,737.76	
2103	Entry Fees - Girls Cross Country	-474.50	0.00	0.00	0.00	-474.50	
2104	Equipment - Girls Cross Country	-2,475.00	0.00	75.41	0.00	-2,550.41	
2105	Lodging - Girls Cross Country	0.00	0.00	419.85	0.00	-419.85	
2106	Meals - Girls Cross Country	0.00	0.00	144.00	0.00	-144.00	

Current Cash Balance

Sorted by Site ID, Group ID, Activity ID.
From 10/01/2015 to 10/31/2015.

Site ID Group ID	Site Name Group Name		Beginning Cash	Receipts	Disbursements	Adjustments	Cash Balance
Activity ID	Activity Name						
2107	Officials - Girls Cross Country		0.00	0.00	0.00	0.00	0.00
2108	Prof. Development - Girls Cross Country		0.00	0.00	0.00	0.00	0.00
2109	Scouting - Girls Cross Country		0.00	0.00	0.00	0.00	0.00
2110	Security - Girls Cross Country		0.00	0.00	0.00	0.00	0.00
2111	Transportation - Girls Cross Country		-1,092.68	0.00	645.79	0.00	-1,738.47
2112	Uniforms/Apparel - Girls Cross Country		-1,320.00	0.00	1,090.00	0.00	-2,410.00
2113	Misc. Expenditures - Girls Cross Country		0.00	0.00	70.85	70.85	0.00
2151	Awards - Girls Golf		0.00	0.00	0.00	0.00	0.00
2152	Camps - Girls Golf		1,227.23	458.50	2,076.97	125.00	-266.24
2153	Entry Fees - Girls Golf		-735.00	0.00	0.00	0.00	-735.00
2154	Equipment - Girls Golf		0.00	0.00	492.00	0.00	-492.00
2155	Lodging - Girls Golf		0.00	0.00	534.00	0.00	-534.00
2156	Meals - Girls Golf		0.00	0.00	152.00	0.00	-152.00
2157	Officials - Girls Golf		0.00	0.00	0.00	0.00	0.00
2158	Prof. Development - Girls Golf		0.00	0.00	0.00	0.00	0.00
2159	Scouting - Girls Golf		0.00	0.00	0.00	0.00	0.00
2160	Security - Girls Golf		0.00	0.00	0.00	0.00	0.00
2161	Transportation - Girls Golf		0.00	0.00	0.00	0.00	0.00
2162	Uniforms/Apparel - Girls Golf		0.00	0.00	0.00	0.00	0.00
2163	Misc. Expenditures - Girls Golf		-18.00	0.00	105.00	-125.00	-248.00
2201	Awards - Girls Soccer		0.00	0.00	0.00	0.00	0.00
2202	Camps - Girls Soccer		1,161.29	580.00	0.00	0.00	1,741.29
2203	Entry Fees - Girls Soccer		0.00	0.00	0.00	0.00	0.00
2204	Equipment - Girls Soccer		0.00	0.00	69.00	0.00	-69.00
2205	Lodging - Girls Soccer		0.00	0.00	0.00	0.00	0.00
2206	Meals - Girls Soccer		0.00	0.00	0.00	0.00	0.00
2207	Officials - Girls Soccer		0.00	0.00	0.00	0.00	0.00
2208	Prof. Development - Girls Soccer		0.00	0.00	0.00	0.00	0.00
2209	Scouting - Girls Soccer		0.00	0.00	0.00	0.00	0.00
2210	Security - Girls Soccer		0.00	0.00	0.00	0.00	0.00
2211	Transportation - Girls Soccer		0.00	0.00	0.00	0.00	0.00
2213	Misc. Expenditures - Girls Soccer		0.00	0.00	0.00	0.00	0.00
2251	Awards - Girls Swimming		0.00	0.00	237.70	0.00	-237.70
2252	Camps - Girls Swimming		913.39	502.50	0.00	0.00	1,415.89
2253	Entry Fees - Girls Swimming		0.00	0.00	0.00	0.00	0.00
2254	Equipment - Girls Swimming		0.00	0.00	0.00	0.00	0.00
2255	Lodging - Girls Swimming		0.00	0.00	0.00	0.00	0.00
2256	Meals - Girls Swimming		0.00	0.00	0.00	0.00	0.00
2257	Officials - Girls Swimming		0.00	0.00	0.00	0.00	0.00
2258	Prof. Development - Girls Swimming		0.00	0.00	0.00	0.00	0.00
2259	Scouting - Girls Swimming		0.00	0.00	0.00	0.00	0.00
2260	Security - Girls Swimming		0.00	0.00	0.00	0.00	0.00
2261	Transportation - Girls Swimming		0.00	0.00	0.00	0.00	0.00
2262	Uniforms/Apparel - Girls Swimming		0.00	0.00	0.00	0.00	0.00
2263	Misc. Expenditures - Girls Swimming		0.00	0.00	0.00	0.00	0.00

Current Cash Balance

Sorted by Site ID, Group ID, Activity ID.
From 10/01/2015 to 10/31/2015.

Site ID Group ID	Site Name Group Name		Beginning Cash	Receipts	Disbursements	Adjustments	Cash Balance
Activity ID	Activity Name						
2301	Awards - Girls Tennis		0.00	0.00	0.00	0.00	0.00
2302	Camps - Girls Tennis		793.02	170.00	0.00	0.00	963.02
2303	Entry Fees - Girls Tennis		0.00	0.00	0.00	0.00	0.00
2305	Lodging - Girls Tennis		0.00	0.00	0.00	0.00	0.00
2306	Meals - Girls Tennis		0.00	0.00	0.00	0.00	0.00
2307	Officials - Girls Tennis		0.00	0.00	0.00	0.00	0.00
2308	Prof. Development - Girls Tennis		0.00	0.00	0.00	0.00	0.00
2309	Scouting - Girls Tennis		0.00	0.00	0.00	0.00	0.00
2310	Security - Girls Tennis		0.00	0.00	0.00	0.00	0.00
2311	Transportation - Girls Tennis		0.00	0.00	0.00	0.00	0.00
2312	Uniforms/Apparel - Girls Tennis		0.00	0.00	0.00	0.00	0.00
2313	Misc. Expenditures - Girls Tennis		0.00	0.00	0.00	0.00	0.00
2351	Awards - Girls Track		0.00	0.00	0.00	0.00	0.00
2352	Camps - Girls Track		370.65	412.50	0.00	0.00	783.15
2353	Entry Fees - Girls Track		0.00	0.00	0.00	0.00	0.00
2354	Equipment - Girls Track		-1,387.50	0.00	0.00	0.00	-1,387.50
2355	Lodging - Girls Track		0.00	0.00	0.00	0.00	0.00
2356	Meals - Girls Track		0.00	0.00	0.00	0.00	0.00
2357	Officials - Girls Track		0.00	0.00	0.00	0.00	0.00
2358	Prof. Development - Girls Track		0.00	0.00	0.00	0.00	0.00
2359	Scouting - Girls Track		0.00	0.00	0.00	0.00	0.00
2360	Security - Girls Track		0.00	0.00	0.00	0.00	0.00
2361	Transportation - Girls Track		0.00	0.00	0.00	0.00	0.00
2362	Uniforms/Apparel - Girls Track		0.00	0.00	0.00	0.00	0.00
2363	Misc. Expenditures - Girls Track		0.00	0.00	0.00	0.00	0.00
2401	Awards - Girls Volleyball		-174.40	0.00	0.00	0.00	-174.40
2402	Camps - Girls Volleyball		3,395.26	1,159.77	462.50	0.00	4,092.53
2403	Entry Fees - Girls Volleyball		-415.00	0.00	685.00	0.00	-1,100.00
2404	Equipment - Girls Volleyball		-1,798.50	0.00	49.50	0.00	-1,848.00
2405	Lodging - Girls Volleyball		0.00	0.00	0.00	0.00	0.00
2406	Meals - Girls Volleyball		-170.10	0.00	55.42	0.00	-225.52
2407	Officials - Girls Volleyball		-3,260.00	0.00	1,020.00	0.00	-4,280.00
2408	Prof. Development - Girls Volleyball		0.00	0.00	0.00	0.00	0.00
2409	Scouting - Girls Volleyball		0.00	0.00	0.00	0.00	0.00
2410	Security - Girls Volleyball		0.00	0.00	0.00	0.00	0.00
2411	Transportation - Girls Volleyball		-1,211.59	0.00	1,014.64	0.00	-2,226.23
2412	Uniforms/Apparel - Girls Volleyball		-310.02	0.00	0.00	0.00	-310.02
2413	Misc. Expenditures - Girls Volleyball		0.00	0.00	0.00	0.00	0.00
2451	Awards - Girls Softball		-70.10	0.00	0.00	0.00	-70.10
2452	Camps - Girls Softball		1,630.64	325.00	120.90	0.00	1,834.74
2453	Entry Fees - Girls Softball		-550.00	0.00	0.00	0.00	-550.00
2454	Equipment - Girls Softball		-996.45	0.00	1,395.00	0.00	-2,391.45
2455	Lodging - Girls Softball		0.00	0.00	0.00	0.00	0.00
2456	Meals - Girls Softball		0.00	324.00	858.00	0.00	-534.00
2457	Officials - Girls Softball		-1,814.00	0.00	716.00	0.00	-2,530.00

Current Cash Balance

Sorted by Site ID, Group ID, Activity ID.
From 10/01/2015 to 10/31/2015.

Site ID	Site Name						
Group ID	Group Name						
Activity ID	Activity Name	Beginning Cash	Receipts	Disbursements	Adjustments	Cash Balance	
2458	Prof. Development - Girls Softball	0.00	0.00	0.00	0.00	0.00	
2459	Scouting - Girls Softball	0.00	0.00	0.00	0.00	0.00	
2460	Security - Girls Softball	0.00	0.00	0.00	0.00	0.00	
2461	Transportation - Girls Softball	-1,708.67	0.00	1,181.69	0.00	-2,890.36	
2462	Uniforms/Apparel - Girls Softball	0.00	0.00	0.00	0.00	0.00	
2463	Misc. Expenditures - Girls Softball	-459.90	0.00	0.00	0.00	-459.90	
B Totals:		-5,287.20	5,912.27	14,762.72	70.85	-14,066.80	

Current Cash Balance

Sorted by Site ID, Group ID, Activity ID.
From 10/01/2015 to 10/31/2015.

Site ID	Site Name					
Group ID	Group Name					
Activity ID	Activity Name	Beginning Cash	Receipts	Disbursements	Adjustments	Cash Balance
C	Athletics-Boys					
3001	Awards - Boys	0.00	0.00	0.00	0.00	0.00
3002	Camps - Boys	0.00	0.00	0.00	0.00	0.00
3004	Equipment - Boys	0.00	0.00	0.00	0.00	0.00
3005	Lodging - Boys	0.00	0.00	0.00	0.00	0.00
3006	Meals - Boys	0.00	0.00	0.00	0.00	0.00
3007	Officials - Boys	0.00	0.00	0.00	0.00	0.00
3008	Prof. Development - Boys	0.00	0.00	0.00	0.00	0.00
3009	Scouting - Boys	0.00	0.00	0.00	0.00	0.00
3010	Security - Boys	0.00	0.00	0.00	0.00	0.00
3012	Uniforms/Apparel - Boys	0.00	0.00	0.00	0.00	0.00
3013	Misc. Expenditures - Boys	0.00	0.00	0.00	0.00	0.00
3051	Awards - Boys Basketball	0.00	0.00	0.00	0.00	0.00
3052	Camps - Boys Basketball	4,225.42	1,022.50	204.20	0.00	5,043.72
3053	Entry Fees - Boys Basketball	0.00	0.00	0.00	0.00	0.00
3054	Equipment - Boys Basketball	0.00	0.00	0.00	0.00	0.00
3055	Lodging - Boys Basketball	0.00	0.00	0.00	0.00	0.00
3056	Meals - Boys Basketball	0.00	0.00	0.00	0.00	0.00
3057	Officials - Boys Basketball	0.00	0.00	0.00	0.00	0.00
3058	Prof. Development - Boys Basketball	0.00	0.00	0.00	0.00	0.00
3059	Scouting - Boys Basketball	0.00	0.00	0.00	0.00	0.00
3060	Security - Boys Basketball	0.00	0.00	0.00	0.00	0.00
3061	Transportation - Boys Basketball	0.00	0.00	0.00	0.00	0.00
3062	Uniforms/Apparel - Boys Basketball	-2,247.00	0.00	3,390.00	0.00	-5,637.00
3063	Misc. Expenditures - Boys Basketball	0.00	0.00	0.00	0.00	0.00
3101	Awards - Boys Cross Country	-33.03	0.00	0.00	0.00	-33.03
3102	Camps - Boys Cross Country	992.19	205.00	0.00	0.00	1,197.19
3103	Entry Fees - Boys Cross Country	-474.50	0.00	0.00	0.00	-474.50
3104	Equipment - Boys Cross Country	0.00	0.00	0.00	0.00	0.00
3105	Lodging - Boys Cross Country	0.00	0.00	279.90	0.00	-279.90
3106	Meals - Boys Cross Country	0.00	0.00	54.00	0.00	-54.00
3107	Officials - Boys Cross Country	0.00	0.00	0.00	0.00	0.00
3108	Prof. Development - Boys Cross Country	0.00	0.00	0.00	0.00	0.00
3109	Scouting - Boys Cross Country	0.00	0.00	0.00	0.00	0.00
3110	Security - Boys Cross Country	0.00	0.00	0.00	0.00	0.00
3111	Transportation - Boys Cross Country	-1,092.68	0.00	718.91	0.00	-1,811.59
3112	Uniforms/Apparel - Boys Cross Country	-2,030.00	0.00	3,270.00	0.00	-5,300.00
3113	Misc. Expenditures - Boys Cross Country	0.00	0.00	0.00	0.00	0.00
3151	Awards - Boys Golf	0.00	0.00	0.00	0.00	0.00
3152	Camps - Boys Golf	379.80	115.00	31.48	0.00	463.32
3153	Entry Fees - Boys Golf	0.00	0.00	0.00	0.00	0.00
3154	Equipment - Boys Golf	0.00	0.00	0.00	0.00	0.00
3155	Lodging - Boys Golf	0.00	0.00	0.00	0.00	0.00
3156	Meals - Boys Golf	0.00	0.00	0.00	0.00	0.00
3157	Officials - Boys Golf	0.00	0.00	0.00	0.00	0.00

Current Cash Balance

Sorted by Site ID, Group ID, Activity ID.
From 10/01/2015 to 10/31/2015.

Site ID Group ID	Site Name Group Name		Beginning Cash	Receipts	Disbursements	Adjustments	Cash Balance
Activity ID	Activity Name						
3158	Prof. Development - Boys Golf		0.00	0.00	0.00	0.00	0.00
3159	Scouting - Boys Golf		0.00	0.00	0.00	0.00	0.00
3160	Security - Boys Golf		0.00	0.00	0.00	0.00	0.00
3161	Transportation - Boys Golf		0.00	0.00	0.00	0.00	0.00
3162	Uniforms/Apparel - Boys Golf		0.00	0.00	0.00	0.00	0.00
3163	Misc. Expenditures - Boys Golf		0.00	0.00	0.00	0.00	0.00
3201	Awards - Boys Soccer		0.00	0.00	0.00	0.00	0.00
3202	Camps - Boys Soccer		562.39	525.00	0.00	0.00	1,087.39
3203	Entry Fees - Boys Soccer		0.00	0.00	0.00	0.00	0.00
3204	Equipment - Boys Soccer		0.00	0.00	0.00	0.00	0.00
3205	Lodging - Boys Soccer		0.00	0.00	0.00	0.00	0.00
3206	Meals - Boys Soccer		0.00	0.00	0.00	0.00	0.00
3207	Officials - Boys Soccer		0.00	0.00	0.00	0.00	0.00
3208	Prof. Development - Boys Soccer		0.00	0.00	0.00	0.00	0.00
3209	Scouting - Boys Soccer		0.00	0.00	0.00	0.00	0.00
3210	Security - Boys Soccer		0.00	0.00	0.00	0.00	0.00
3211	Transportation - Boys Soccer		0.00	0.00	0.00	0.00	0.00
3213	Misc. Expenditures - Boys Soccer		0.00	0.00	0.00	0.00	0.00
3251	Awards - Boys Swimming		0.00	0.00	0.00	0.00	0.00
3252	Camps - Boys Swimming		559.32	0.00	0.00	0.00	559.32
3253	Entry Fees - Boys Swimming		0.00	0.00	0.00	0.00	0.00
3254	Equipment - Boys Swimming		0.00	0.00	0.00	0.00	0.00
3255	Lodging - Boys Swimming		0.00	0.00	0.00	0.00	0.00
3256	Meals - Boys Swimming		0.00	0.00	0.00	0.00	0.00
3257	Officials - Boys Swimming		0.00	0.00	0.00	0.00	0.00
3258	Prof. Development - Boys Swimming		0.00	0.00	0.00	0.00	0.00
3259	Scouting - Boys Swimming		0.00	0.00	0.00	0.00	0.00
3260	Security - Boys Swimming		0.00	0.00	0.00	0.00	0.00
3261	Transportation - Boys Swimming		0.00	0.00	0.00	0.00	0.00
3262	Uniforms/Apparel - Boys Swimming		0.00	0.00	0.00	0.00	0.00
3263	Misc. Expenditures - Boys Swimming		0.00	0.00	0.00	0.00	0.00
3301	Awards - Boys Tennis		-108.25	0.00	0.00	0.00	-108.25
3302	Camps - Boys Tennis		476.25	185.00	0.00	0.00	661.25
3303	Entry Fees - Boys Tennis		-280.00	0.00	0.00	0.00	-280.00
3304	Equipment - Boys Tennis		-348.80	0.00	0.00	0.00	-348.80
3305	Lodging - Boys Tennis		0.00	0.00	0.00	0.00	0.00
3306	Meals - Boys Tennis		-114.68	0.00	0.00	0.00	-114.68
3307	Officials - Boys Tennis		0.00	0.00	0.00	0.00	0.00
3308	Prof. Development - Boys Tennis		0.00	0.00	0.00	0.00	0.00
3309	Scouting - Boys Tennis		0.00	0.00	0.00	0.00	0.00
3310	Security - Boys Tennis		0.00	0.00	0.00	0.00	0.00
3311	Transportation - Boys Tennis		0.00	0.00	0.00	0.00	0.00
3312	Uniforms/Apparel - Boys Tennis		0.00	0.00	0.00	0.00	0.00
3313	Misc. Expenditures - Boys Tennis		-275.00	0.00	0.00	0.00	-275.00
3351	Awards - Boys Track		0.00	0.00	0.00	0.00	0.00

Current Cash Balance

Sorted by Site ID, Group ID, Activity ID.
From 10/01/2015 to 10/31/2015.

Site ID Group ID	Site Name Group Name		Beginning Cash	Receipts	Disbursements	Adjustments	Cash Balance
Activity ID	Activity Name						
3352	Camps - Boys Track		290.17	462.50	0.00	0.00	752.67
3353	Entry Fees - Boys Track		0.00	0.00	0.00	0.00	0.00
3354	Equipment - Boys Track		-1,387.50	0.00	0.00	0.00	-1,387.50
3355	Lodging - Boys Track		0.00	0.00	0.00	0.00	0.00
3356	Meals - Boys Track		0.00	0.00	0.00	0.00	0.00
3357	Officials - Boys Track		0.00	0.00	0.00	0.00	0.00
3358	Prof. Development - Boys Track		0.00	0.00	0.00	0.00	0.00
3359	Scouting - Boys Track		0.00	0.00	0.00	0.00	0.00
3360	Security - Boys Track		0.00	0.00	0.00	0.00	0.00
3361	Transportation - Boys Track		0.00	0.00	0.00	0.00	0.00
3362	Uniforms/Apparel - Boys Track		0.00	0.00	0.00	0.00	0.00
3363	Misc. Expenditures - Boys Track		0.00	0.00	0.00	0.00	0.00
3451	Awards - Boys Baseball		0.00	0.00	0.00	0.00	0.00
3452	Camps - Boys Baseball		142.92	1,205.00	0.00	0.00	1,347.92
3453	Entry Fees - Boys Baseball		0.00	0.00	0.00	0.00	0.00
3454	Equipment - Boys Baseball		0.00	0.00	0.00	0.00	0.00
3455	Lodging - Boys Baseball		0.00	0.00	0.00	0.00	0.00
3456	Meals - Boys Baseball		0.00	0.00	0.00	0.00	0.00
3457	Officials - Boys Baseball		0.00	0.00	0.00	0.00	0.00
3458	Prof. Development - Boys Baseball		0.00	0.00	0.00	0.00	0.00
3459	Scouting - Boys Baseball		0.00	0.00	0.00	0.00	0.00
3460	Security - Boys Baseball		0.00	0.00	0.00	0.00	0.00
3461	Transportation - Boys Baseball		0.00	0.00	0.00	0.00	0.00
3462	Uniforms/Apparel - Boys Baseball		0.00	0.00	0.00	0.00	0.00
3463	Misc. Expenditures - Boys Baseball		0.00	0.00	0.00	0.00	0.00
3501	Awards - Boys Football		0.00	0.00	0.00	0.00	0.00
3502	Camps - Boys Football		1,124.71	1,752.50	453.00	0.00	2,424.21
3503	Entry Fees - Boys Football		0.00	0.00	0.00	0.00	0.00
3504	Equipment - Boys Football		-6,263.26	0.00	810.47	0.00	-7,073.73
3505	Lodging - Boys Football		0.00	0.00	0.00	0.00	0.00
3506	Meals - Boys Football		0.00	0.00	0.00	0.00	0.00
3507	Officials - Boys Football		-3,189.00	0.00	2,231.00	0.00	-5,420.00
3508	Prof. Development - Boys Football		0.00	0.00	0.00	0.00	0.00
3509	Scouting - Boys Football		0.00	0.00	0.00	0.00	0.00
3510	Security - Boys Football		-1,080.00	0.00	920.00	0.00	-2,000.00
3511	Transportation - Boys Football		-2,437.01	0.00	2,666.62	0.00	-5,103.63
3512	Uniforms/Apparel - Boys Football		-1,551.02	0.00	0.00	0.00	-1,551.02
3513	Misc Expenditures-Boys Football		0.00	0.00	0.00	0.00	0.00
3515	Misc. Expenditures - Boys Football		0.00	0.00	150.00	0.00	-150.00
3551	Awards - Boys Wrestling		0.00	0.00	0.00	0.00	0.00
3552	Camps - Boys Wrestling		3,564.30	280.00	0.00	0.00	3,844.30
3553	Entry Fees - Boys Wrestling		0.00	0.00	0.00	0.00	0.00
3554	Equipment - Boys Wrestling		0.00	0.00	0.00	0.00	0.00
3555	Lodging - Boys Wrestling		0.00	0.00	0.00	0.00	0.00
3556	Meals - Boys Wrestling		0.00	0.00	0.00	0.00	0.00

Current Cash Balance

Sorted by Site ID, Group ID, Activity ID.
From 10/01/2015 to 10/31/2015.

Site ID Group ID	Site Name Group Name		Beginning Cash	Receipts	Disbursements	Adjustments	Cash Balance
Activity ID	Activity Name						
3557	Officials - Boys Wrestling		0.00	0.00	0.00	0.00	0.00
3558	Prof. Development - Boys Wrestling		0.00	0.00	0.00	0.00	0.00
3559	Scouting - Boys Wrestling		0.00	0.00	0.00	0.00	0.00
3560	Security - Boys Wrestling		0.00	0.00	0.00	0.00	0.00
3561	Transportation - Boys Wrestling		0.00	0.00	0.00	0.00	0.00
3562	Uniforms/Apparel - Boys Wrestling		0.00	0.00	0.00	0.00	0.00
3563	Misc. Expenditures - Boys Wrestling		0.00	0.00	0.00	0.00	0.00
C Totals:			-10,594.26	5,752.50	15,179.58	0.00	-20,021.34

Current Cash Balance

Sorted by Site ID, Group ID, Activity ID.
From 10/01/2015 to 10/31/2015.

Site ID	Site Name					
Group ID	Group Name					
Activity ID	Activity Name	Beginning Cash	Receipts	Disbursements	Adjustments	Cash Balance
D	CLUBS AND ORGANIZATIONS					
4010	40 Assets	179.76	0.00	0.00	0.00	179.76
4030	Amnesty International	157.46	0.00	0.00	0.00	157.46
4040	Art	616.60	0.00	0.00	0.00	616.60
4050	Astronomy Club	99.65	0.00	0.00	0.00	99.65
4059	Band Camp	0.00	0.00	0.00	0.00	0.00
4060	Band	5,786.23	1,920.00	0.00	0.00	7,706.23
4063	Drums	1,946.45	0.00	0.00	0.00	1,946.45
4109	Cheer Uniforms	478.00	961.38	501.31	-15.00	923.07
4110	Cheerleading	2,122.81	2,400.00	860.64	0.00	3,662.17
4115	Uniforms-Cheer/Dance	-1,081.37	200.00	76.00	0.00	-957.37
4120	Chemistry Club	68.50	0.00	0.00	0.00	68.50
4130	Chess Club	432.08	0.00	0.00	0.00	432.08
4140	Choir	200.21	325.00	0.00	0.00	525.21
4190	Dance	-21.93	400.00	0.00	0.00	378.07
4200	Debate Team	5,901.12	2,022.50	3,803.56	0.00	4,120.06
4210	DECA	6,614.88	14,011.44	18,777.51	15.00	1,863.81
4220	Drama Club	4,644.99	0.00	0.00	0.00	4,644.99
4224	Computer Club	0.00	0.00	0.00	0.00	0.00
4230	Environmental Club	3,032.74	0.00	0.00	0.00	3,032.74
4250	FCCLA	4,363.03	425.00	518.19	0.00	4,269.84
4260	FCS Club	5,700.14	500.00	85.05	0.00	6,115.09
4271	Film Club	143.00	0.00	0.00	0.00	143.00
4280	Flag Group	899.84	215.00	0.00	0.00	1,114.84
4290	Forensics	10,932.08	2,095.50	272.00	0.00	12,755.58
4310	French Club	365.96	0.00	0.00	0.00	365.96
4330	Garden Club	0.00	0.00	0.00	0.00	0.00
4340	German Club	196.86	244.00	0.00	0.00	440.86
4355	Habitat for Humanity	18.66	0.00	0.00	0.00	18.66
4360	History Club	2,667.30	0.00	0.00	0.00	2,667.30
4365	HOSA	294.00	1,238.00	1,072.00	0.00	460.00
4370	Industrial Arts	2,975.28	-44.00	0.00	0.00	2,931.28
4390	Intramurals	104.65	0.00	0.00	0.00	104.65
4400	Japanese Club	0.00	0.00	0.00	0.00	0.00
4410	Junior Class	33,428.83	0.00	0.00	0.00	33,428.83
4430	Latin Club	1,715.37	40.00	1,444.13	0.00	311.24
4460	Literary Magazine	349.10	0.00	0.00	0.00	349.10
4480	Mascot Team	127.96	0.00	0.00	0.00	127.96
4490	M-Club	289.27	0.00	0.00	0.00	289.27
4500	Music	0.00	0.00	0.00	0.00	0.00
4510	National Honor Society	1,257.86	0.00	0.00	0.00	1,257.86
4520	Newspaper	138.84	0.00	0.00	0.00	138.84
4530	Orchestra	3,071.09	417.50	363.07	0.00	3,125.52
4540	Other Clubs	1,195.31	75.00	0.00	0.00	1,270.31
4560	Photography Club	0.00	0.00	0.00	0.00	0.00

Current Cash Balance

Sorted by Site ID, Group ID, Activity ID.
From 10/01/2015 to 10/31/2015.

Site ID Group ID	Site Name Group Name	Activity ID	Activity Name	Beginning Cash	Receipts	Disbursements	Adjustments	Cash Balance
4570			Play Production	0.00	0.00	0.00	0.00	0.00
4630			Science Club	25.00	0.00	0.00	0.00	25.00
4640			Senior Class	839.68	468.00	0.00	0.00	1,307.68
4645			Show Choir	25,093.54	10,136.00	3,600.00	0.00	31,629.54
4650			Skills USA	2,084.38	970.00	0.00	0.00	3,054.38
4660			Spanish Club	943.21	262.00	0.00	0.00	1,205.21
4680			Speech Club	0.00	0.00	0.00	0.00	0.00
4690			Spirit Shop	7,120.50	3,359.64	44.08	0.00	10,436.06
4710			Student Council	30,716.12	0.00	209.88	0.00	30,506.24
4730			VIA	1,415.79	0.00	0.00	0.00	1,415.79
4770			Yearbook	101,039.68	5,165.00	615.00	0.00	105,589.68
D Totals:				270,690.51	47,806.96	32,242.42	0.00	286,255.05
E	ADMINISTRATIVE CUSTODIAL							
5010			After Prom	1,166.83	50.00	0.00	0.00	1,216.83
5020			Fines	3,760.56	0.00	2,412.74	0.00	1,347.82
5025			Fines - Library Book	0.00	0.00	0.00	0.00	0.00
5060			Hospitality	3,775.91	40.00	65.00	0.00	3,750.91
5070			Library	367.62	15.00	34.22	0.00	348.40
5100			Other Adm Custodial	0.00	0.00	0.00	0.00	0.00
5120			P.E.	5,381.70	0.00	0.00	0.00	5,381.70
5130			Parking	38,569.60	1,835.00	5,532.81	0.00	34,871.79
5140			PayBac	286.35	0.00	0.00	0.00	286.35
5150			Pool Maintenance	2,162.68	0.00	0.00	0.00	2,162.68
5160			PSAT Exam	0.00	57.00	0.00	0.00	57.00
5175			Student Scholarships	226.31	0.00	0.00	0.00	226.31
5180			Teacher Fund/Grants	3,102.97	0.00	0.00	0.00	3,102.97
5190			Transcripts	2,933.71	0.00	0.00	0.00	2,933.71
E Totals:				61,734.24	1,997.00	8,044.77	0.00	55,686.47
Q	STUDENT FEE FUND							
7160			Participation Fees - Athletics	64,113.34	305.00	0.00	0.00	64,418.34
7170			Participation Fees - Clubs & Orgs	0.00	0.00	0.00	0.00	0.00
7190			Field Trips	781.00	808.00	1,383.20	0.00	205.80
Q Totals:				64,894.34	1,113.00	1,383.20	0.00	64,624.14
R	AP/IB EXAMS							
8010			AP Exams	28,899.67	0.00	480.80	0.00	28,418.87
8020			IB Exams	1,776.28	4,819.50	18.16	0.00	6,577.62
R Totals:				30,675.95	4,819.50	498.96	0.00	34,996.49

Current Cash Balance

Sorted by Site ID, Group ID, Activity ID.
From 10/01/2015 to 10/31/2015.

Site ID	Site Name						
Group ID	Group Name						
Activity ID	Activity Name	Beginning Cash	Receipts	Disbursements	Adjustments	Cash Balance	
S	ATHLETIC						
9010	Gate Receipts	36,856.25	23,047.25	3,276.59	-644.10	55,982.81	
9020	Cash Reserve	98,545.35	0.00	0.00	0.00	98,545.35	
9030	Concessions	22,258.70	9,411.10	5,818.53	573.25	26,424.52	
9040	Tickets	15,993.72	0.00	0.00	0.00	15,993.72	
9050	Athletic-General	-9,259.10	29.72	3,082.20	0.00	-12,311.58	
9055	Athletics - Projects	4,651.32	0.00	0.00	0.00	4,651.32	
9060	Athletic Director	-210.00	0.00	40.00	0.00	-250.00	
9070	Miscellaneous Receipts	28,488.21	0.00	0.00	0.00	28,488.21	
9080	Fundraising-Athletic	17,049.73	25.00	0.00	0.00	17,074.73	
9090	Strength & Conditioning	1,478.70	0.00	0.00	0.00	1,478.70	
9100	Athletic Training	-478.30	40.00	31.02	0.00	-469.32	
9110	Activities	-6,000.00	0.00	355.00	0.00	-6,355.00	
9120	Booster Contributions-Girls	0.00	0.00	0.00	0.00	0.00	
9130	Booster Contributions-Boys	0.00	0.00	0.00	0.00	0.00	
	S Totals:	209,374.58	32,553.07	12,603.34	-70.85	229,253.46	
	NHS Totals:	348,283.33	115,589.30	114,579.67	0.00	349,292.96	

Current Cash Balance

Sorted by Site ID, Group ID, Activity ID.
From 10/01/2015 to 10/31/2015.

Site ID	Site Name						
Group ID	Group Name						
Activity ID	Activity Name	Beginning Cash	Receipts	Disbursements	Adjustments	Cash Balance	
SHS	Millard South High School						
A	ACTIVITY GENERAL						
1010	General Admin	-4,539.22	0.00	0.00	0.00	-4,539.22	
1025	Savings	0.00	0.00	0.00	0.00	0.00	
1030	Staff Vending	1,710.89	0.00	0.00	0.00	1,710.89	
1035	Student Vending	0.00	0.00	0.00	0.00	0.00	
1040	Donations	21.81	0.00	0.00	0.00	21.81	
1041	Donations Students	770.00	200.00	100.00	0.00	870.00	
1050	Projects/Support	130.23	340.00	70.50	0.00	399.73	
1060	Public Relations	-120.00	0.00	274.50	0.00	-394.50	
1070	Start Up Cash	-2,950.00	14,040.00	14,040.00	0.00	-2,950.00	
1090	Other Revenue	7.75	0.00	0.00	0.00	7.75	
1100	Damage & Loss Property	0.00	0.00	0.00	0.00	0.00	
1110	Extracurr Transportation	-957.30	861.50	10,315.15	0.00	-10,410.95	
1120	Equipment Replacement/Repair	0.00	0.00	0.00	0.00	0.00	
1130	Building Maintenance	-110.00	0.00	55.00	0.00	-165.00	
1140	Student Recognition Incentive	0.00	0.00	0.00	0.00	0.00	
1150	Capital Outlay	0.00	0.00	0.00	0.00	0.00	
1160	Personnel Support	-2,987.73	0.00	1,545.75	0.00	-4,533.48	
1170	Wellness	1,313.45	55.00	0.00	0.00	1,368.45	
	A Totals:	-7,710.12	15,496.50	26,400.90	0.00	-18,614.52	
B	Athletics-Girls						
2051	Awards - Girls Basketball	0.00	0.00	0.00	0.00	0.00	
2052	Camps - Girls Basketball	1,698.97	0.00	0.00	0.00	1,698.97	
2053	Entry Fees - Girls Basketball	0.00	0.00	0.00	0.00	0.00	
2054	Equipment - Girls Basketball	-1,210.58	0.00	0.00	0.00	-1,210.58	
2055	Lodging - Girls Basketball	0.00	0.00	0.00	0.00	0.00	
2056	Meals - Girls Basketball	0.00	0.00	0.00	0.00	0.00	
2057	Officials - Girls Basketball	0.00	0.00	0.00	0.00	0.00	
2058	Prof. Development - Girls Basketball	0.00	0.00	0.00	0.00	0.00	
2059	Scouting - Girls Basketball	0.00	0.00	0.00	0.00	0.00	
2060	Security - Girls Basketball	0.00	0.00	0.00	0.00	0.00	
2061	Transportation - Girls Basketball	0.00	0.00	0.00	0.00	0.00	
2062	Uniforms/Apparel - Girls Basketball	-2,423.92	0.00	0.00	0.00	-2,423.92	
2063	Misc. Expenditures - Girls Basketball	0.00	0.00	0.00	0.00	0.00	
2101	Awards - Girls Cross Country	-131.25	0.00	0.00	0.00	-131.25	
2102	Camps - Girls Cross Country	269.99	0.00	0.00	0.00	269.99	
2103	Entry Fees - Girls Cross Country	-360.00	640.00	-80.00	0.00	360.00	
2104	Equipment - Girls Cross Country	0.00	0.00	0.00	0.00	0.00	
2105	Lodging - Girls Cross Country	0.00	0.00	0.00	0.00	0.00	
2106	Meals - Girls Cross Country	0.00	56.05	98.00	0.00	-41.95	
2107	Officials - Girls Cross Country	0.00	0.00	0.00	0.00	0.00	
2108	Prof. Development - Girls Cross Country	0.00	0.00	0.00	0.00	0.00	
2109	Scouting - Girls Cross Country	0.00	0.00	0.00	0.00	0.00	

Current Cash Balance

Sorted by Site ID, Group ID, Activity ID.
From 10/01/2015 to 10/31/2015.

Site ID Group ID	Site Name Group Name		Beginning Cash	Receipts	Disbursements	Adjustments	Cash Balance
Activity ID	Activity Name						
2110	Security - Girls Cross Country		0.00	0.00	0.00	0.00	0.00
2111	Transportation - Girls Cross Country		-215.38	0.00	250.83	0.00	-466.21
2112	Uniforms/Apparel - Girls Cross Country		0.00	0.00	0.00	0.00	0.00
2113	Misc. Expenditures - Girls Cross Country		-657.50	0.00	74.45	0.00	-731.95
2151	Awards - Girls Golf		-82.05	0.00	0.00	0.00	-82.05
2152	Camps - Girls Golf		0.00	0.00	0.00	0.00	0.00
2153	Entry Fees - Girls Golf		-485.00	0.00	110.00	0.00	-595.00
2154	Equipment - Girls Golf		-972.49	0.00	0.00	0.00	-972.49
2155	Lodging - Girls Golf		0.00	0.00	0.00	0.00	0.00
2156	Meals - Girls Golf		0.00	30.00	56.00	0.00	-26.00
2157	Officials - Girls Golf		0.00	0.00	0.00	0.00	0.00
2158	Prof. Development - Girls Golf		0.00	0.00	0.00	0.00	0.00
2159	Scouting - Girls Golf		0.00	0.00	0.00	0.00	0.00
2160	Security - Girls Golf		0.00	0.00	0.00	0.00	0.00
2161	Transportation - Girls Golf		-59.51	0.00	42.14	0.00	-101.65
2162	Uniforms/Apparel - Girls Golf		0.00	0.00	0.00	0.00	0.00
2163	Misc. Expenditures - Girls Golf		-512.00	0.00	0.00	0.00	-512.00
2201	Awards - Girls Soccer		0.00	0.00	0.00	0.00	0.00
2202	Camps - Girls Soccer		2,614.39	654.00	821.28	0.00	2,447.11
2203	Entry Fees - Girls Soccer		0.00	0.00	0.00	0.00	0.00
2204	Equipment - Girls Soccer		0.00	0.00	0.00	0.00	0.00
2205	Lodging - Girls Soccer		0.00	0.00	0.00	0.00	0.00
2206	Meals - Girls Soccer		0.00	0.00	0.00	0.00	0.00
2207	Officials - Girls Soccer		0.00	0.00	0.00	0.00	0.00
2208	Prof. Development - Girls Soccer		0.00	0.00	0.00	0.00	0.00
2209	Scouting - Girls Soccer		0.00	0.00	0.00	0.00	0.00
2210	Security - Girls Soccer		0.00	0.00	0.00	0.00	0.00
2211	Transportation - Girls Soccer		-249.10	0.00	0.00	0.00	-249.10
2212	Uniforms/Apparel - Girls Soccer		0.00	0.00	0.00	0.00	0.00
2213	Misc. Expenditures - Girls Soccer		0.00	0.00	0.00	0.00	0.00
2251	Awards - Girls Swimming		0.00	0.00	0.00	0.00	0.00
2252	Camps - Girls Swimming		0.00	0.00	0.00	0.00	0.00
2253	Entry Fees - Girls Swimming		0.00	0.00	0.00	0.00	0.00
2254	Equipment - Girls Swimming		0.00	0.00	0.00	0.00	0.00
2255	Lodging - Girls Swimming		0.00	0.00	0.00	0.00	0.00
2256	Meals - Girls Swimming		0.00	0.00	0.00	0.00	0.00
2257	Officials - Girls Swimming		0.00	0.00	0.00	0.00	0.00
2258	Prof. Development - Girls Swimming		0.00	0.00	0.00	0.00	0.00
2259	Scouting - Girls Swimming		0.00	0.00	0.00	0.00	0.00
2260	Security - Girls Swimming		0.00	0.00	0.00	0.00	0.00
2261	Transportation - Girls Swimming		0.00	0.00	0.00	0.00	0.00
2262	Uniforms/Apparel - Girls Swimming		0.00	0.00	265.57	0.00	-265.57
2263	Misc. Expenditures - Girls Swimming		0.00	0.00	0.00	0.00	0.00
2301	Awards - Girls Tennis		0.00	0.00	0.00	0.00	0.00
2302	Camps - Girls Tennis		192.00	0.00	0.00	0.00	192.00

Current Cash Balance

Sorted by Site ID, Group ID, Activity ID.
From 10/01/2015 to 10/31/2015.

Site ID Group ID	Site Name Group Name	Activity ID	Activity Name	Beginning Cash	Receipts	Disbursements	Adjustments	Cash Balance
2303	Entry Fees - Girls Tennis			0.00	0.00	0.00	0.00	0.00
2304	Equipment - Girls Tennis			0.00	0.00	0.00	0.00	0.00
2305	Lodging - Girls Tennis			0.00	0.00	0.00	0.00	0.00
2306	Meals - Girls Tennis			0.00	0.00	0.00	0.00	0.00
2307	Officials - Girls Tennis			0.00	0.00	0.00	0.00	0.00
2308	Prof. Development - Girls Tennis			0.00	0.00	0.00	0.00	0.00
2309	Scouting - Girls Tennis			0.00	0.00	0.00	0.00	0.00
2310	Security - Girls Tennis			0.00	0.00	0.00	0.00	0.00
2311	Transportation - Girls Tennis			0.00	0.00	0.00	0.00	0.00
2312	Uniforms/Apparel - Girls Tennis			0.00	0.00	0.00	0.00	0.00
2313	Misc. Expenditures - Girls Tennis			0.00	0.00	0.00	0.00	0.00
2351	Awards - Girls Track			0.00	0.00	0.00	0.00	0.00
2352	Camps - Girls Track			0.00	0.00	0.00	0.00	0.00
2353	Entry Fees - Girls Track			0.00	0.00	0.00	0.00	0.00
2354	Equipment - Girls Track			0.00	0.00	0.00	0.00	0.00
2355	Lodging - Girls Track			0.00	0.00	0.00	0.00	0.00
2356	Meals - Girls Track			0.00	0.00	0.00	0.00	0.00
2357	Officials - Girls Track			0.00	0.00	0.00	0.00	0.00
2358	Prof. Development - Girls Track			0.00	0.00	0.00	0.00	0.00
2359	Scouting - Girls Track			0.00	0.00	0.00	0.00	0.00
2360	Security - Girls Track			0.00	0.00	0.00	0.00	0.00
2361	Transportation - Girls Track			0.00	0.00	0.00	0.00	0.00
2362	Uniforms/Apparel - Girls Track			0.00	0.00	0.00	0.00	0.00
2363	Misc. Expenditures - Girls Track			0.00	0.00	0.00	0.00	0.00
2401	Awards - Girls Volleyball			-303.22	0.00	0.00	0.00	-303.22
2402	Camps - Girls Volleyball			1,381.91	456.50	55.90	0.00	1,782.51
2403	Entry Fees - Girls Volleyball			-585.00	450.00	350.00	0.00	-485.00
2404	Equipment - Girls Volleyball			0.00	0.00	0.00	0.00	0.00
2405	Lodging - Girls Volleyball			0.00	0.00	0.00	0.00	0.00
2406	Meals - Girls Volleyball			0.00	0.00	0.00	0.00	0.00
2407	Officials - Girls Volleyball			-1,375.00	0.00	3,330.00	0.00	-4,705.00
2408	Prof. Development - Girls Volleyball			0.00	0.00	0.00	0.00	0.00
2409	Scouting - Girls Volleyball			0.00	0.00	0.00	0.00	0.00
2410	Security - Girls Volleyball			0.00	0.00	0.00	0.00	0.00
2411	Transportation - Girls Volleyball			-361.99	0.00	587.57	0.00	-949.56
2412	Uniforms/Apparel - Girls Volleyball			-1,335.05	0.00	0.00	0.00	-1,335.05
2413	Misc. Expenditures - Girls Volleyball			0.00	0.00	16.68	0.00	-16.68
2451	Awards - Girls Softball			-106.38	0.00	0.00	0.00	-106.38
2452	Camps - Girls Softball			7,198.31	5,022.33	8,804.50	0.00	3,416.14
2453	Entry Fees - Girls Softball			-200.00	465.00	-40.00	0.00	305.00
2454	Equipment - Girls Softball			-1,590.27	0.00	0.00	0.00	-1,590.27
2455	Lodging - Girls Softball			0.00	0.00	0.00	0.00	0.00
2456	Meals - Girls Softball			0.00	810.19	1,680.00	0.00	-869.81
2457	Officials - Girls Softball			-2,006.00	0.00	924.00	0.00	-2,930.00
2458	Prof. Development - Girls Softball			0.00	0.00	0.00	0.00	0.00

Current Cash Balance

Sorted by Site ID, Group ID, Activity ID.
From 10/01/2015 to 10/31/2015.

Site ID	Site Name					
Group ID	Group Name					
Activity ID	Activity Name	Beginning Cash	Receipts	Disbursements	Adjustments	Cash Balance
2459	Scouting - Girls Softball	0.00	0.00	0.00	0.00	0.00
2460	Security - Girls Softball	0.00	0.00	0.00	0.00	0.00
2461	Transportation - Girls Softball	-1,014.47	0.00	209.03	0.00	-1,223.50
2462	Uniforms/Apparel - Girls Softball	0.00	0.00	0.00	0.00	0.00
2463	Misc. Expenditures - Girls Softball	-6,698.45	0.00	0.00	0.00	-6,698.45
B Totals:		-9,579.04	8,584.07	17,555.95	0.00	-18,550.92

Current Cash Balance

Sorted by Site ID, Group ID, Activity ID.
From 10/01/2015 to 10/31/2015.

Site ID	Site Name					
Group ID	Group Name					
Activity ID	Activity Name	Beginning Cash	Receipts	Disbursements	Adjustments	Cash Balance
C	Athletics-Boys					
3007	Officials - Boys	0.00	0.00	0.00	0.00	0.00
3051	Awards - Boys Basketball	0.00	0.00	0.00	0.00	0.00
3052	Camps - Boys Basketball	2,025.00	74.00	0.00	0.00	2,099.00
3053	Entry Fees - Boys Basketball	0.00	0.00	0.00	0.00	0.00
3054	Equipment - Boys Basketball	-1,200.86	0.00	0.00	0.00	-1,200.86
3055	Lodging - Boys Basketball	0.00	0.00	0.00	0.00	0.00
3056	Meals - Boys Basketball	0.00	0.00	0.00	0.00	0.00
3057	Officials - Boys Basketball	0.00	0.00	0.00	0.00	0.00
3058	Prof. Development - Boys Basketball	0.00	0.00	0.00	0.00	0.00
3059	Scouting - Boys Basketball	0.00	0.00	0.00	0.00	0.00
3060	Security - Boys Basketball	0.00	0.00	0.00	0.00	0.00
3061	Transportation - Boys Basketball	0.00	0.00	0.00	0.00	0.00
3062	Uniforms/Apparel - Boys Basketball	0.00	0.00	0.00	0.00	0.00
3063	Misc. Expenditures - Boys Basketball	0.00	0.00	0.00	0.00	0.00
3101	Awards - Boys Cross Country	-131.25	0.00	0.00	0.00	-131.25
3102	Camps - Boys Cross Country	0.01	0.00	0.00	0.00	0.01
3103	Entry Fees - Boys Cross Country	-360.00	640.00	-80.00	0.00	360.00
3104	Equipment - Boys Cross Country	0.00	0.00	0.00	0.00	0.00
3105	Lodging - Boys Cross Country	0.00	0.00	0.00	0.00	0.00
3106	Meals - Boys Cross Country	0.00	56.04	98.00	0.00	-41.96
3107	Officials - Boys Cross Country	0.00	0.00	0.00	0.00	0.00
3108	Prof. Development - Boys Cross Country	0.00	0.00	0.00	0.00	0.00
3109	Scouting - Boys Cross Country	0.00	0.00	0.00	0.00	0.00
3110	Security - Boys Cross Country	0.00	0.00	0.00	0.00	0.00
3111	Transportation - Boys Cross Country	-215.37	0.00	250.82	0.00	-466.19
3112	Uniforms/Apparel - Boys Cross Country	0.00	0.00	0.00	0.00	0.00
3113	Misc. Expenditures - Boys Cross Country	-657.49	0.00	74.45	0.00	-731.94
3151	Awards - Boys Golf	0.00	0.00	0.00	0.00	0.00
3152	Camps - Boys Golf	0.00	0.00	0.00	0.00	0.00
3153	Entry Fees - Boys Golf	0.00	0.00	0.00	0.00	0.00
3154	Equipment - Boys Golf	-972.49	0.00	0.00	0.00	-972.49
3155	Lodging - Boys Golf	0.00	0.00	0.00	0.00	0.00
3156	Meals - Boys Golf	0.00	0.00	0.00	0.00	0.00
3157	Officials - Boys Golf	0.00	0.00	0.00	0.00	0.00
3158	Prof. Development - Boys Golf	0.00	0.00	0.00	0.00	0.00
3159	Scouting - Boys Golf	0.00	0.00	0.00	0.00	0.00
3160	Security - Boys Golf	0.00	0.00	0.00	0.00	0.00
3161	Transportation - Boys Golf	0.00	0.00	0.00	0.00	0.00
3162	Uniforms/Apparel - Boys Golf	0.00	0.00	0.00	0.00	0.00
3163	Misc. Expenditures - Boys Golf	0.00	0.00	0.00	0.00	0.00
3201	Awards - Boys Soccer	0.00	0.00	0.00	0.00	0.00
3202	Camps - Boys Soccer	43.87	0.00	0.00	0.00	43.87
3203	Entry Fees - Boys Soccer	0.00	0.00	0.00	0.00	0.00
3204	Equipment - Boys Soccer	0.00	0.00	0.00	0.00	0.00

Current Cash Balance

Sorted by Site ID, Group ID, Activity ID.
From 10/01/2015 to 10/31/2015.

Site ID Group ID	Site Name Group Name		Beginning Cash	Receipts	Disbursements	Adjustments	Cash Balance
Activity ID	Activity Name						
3205	Lodging - Boys Soccer		0.00	0.00	0.00	0.00	0.00
3206	Meals - Boys Soccer		0.00	0.00	0.00	0.00	0.00
3207	Officials - Boys Soccer		0.00	0.00	0.00	0.00	0.00
3208	Prof. Development - Boys Soccer		0.00	0.00	0.00	0.00	0.00
3209	Scouting - Boys Soccer		0.00	0.00	0.00	0.00	0.00
3210	Security - Boys Soccer		0.00	0.00	0.00	0.00	0.00
3211	Transportation - Boys Soccer		-249.10	0.00	0.00	0.00	-249.10
3212	Uniforms/Apparel - Boys Soccer		0.00	0.00	0.00	0.00	0.00
3213	Misc. Expenditures - Boys Soccer		0.00	0.00	0.00	0.00	0.00
3251	Awards - Boys Swimming		0.00	0.00	0.00	0.00	0.00
3252	Camps - Boys Swimming		0.00	0.00	0.00	0.00	0.00
3253	Entry Fees - Boys Swimming		90.00	0.00	0.00	0.00	90.00
3254	Equipment - Boys Swimming		0.00	0.00	0.00	0.00	0.00
3255	Lodging - Boys Swimming		0.00	0.00	0.00	0.00	0.00
3256	Meals - Boys Swimming		0.00	0.00	0.00	0.00	0.00
3257	Officials - Boys Swimming		-90.00	0.00	0.00	0.00	-90.00
3258	Prof. Development - Boys Swimming		0.00	0.00	0.00	0.00	0.00
3259	Scouting - Boys Swimming		0.00	0.00	0.00	0.00	0.00
3260	Security - Boys Swimming		0.00	0.00	0.00	0.00	0.00
3261	Transportation - Boys Swimming		0.00	0.00	0.00	0.00	0.00
3262	Uniforms/Apparels - Boys Swimming		0.00	0.00	265.57	0.00	-265.57
3263	Misc. Expenditures - Boys Swimming		0.00	0.00	0.00	0.00	0.00
3301	Awards - Boys Tennis		0.00	0.00	0.00	0.00	0.00
3302	Camps - Boys Tennis		687.95	0.00	0.00	0.00	687.95
3303	Entry Fees - Boys Tennis		-300.00	0.00	95.00	0.00	-395.00
3304	Equipment - Boys Tennis		0.00	0.00	0.00	0.00	0.00
3305	Lodging - Boys Tennis		0.00	0.00	0.00	0.00	0.00
3306	Meals - Boys Tennis		0.00	0.00	0.00	0.00	0.00
3307	Officials - Boys Tennis		0.00	0.00	0.00	0.00	0.00
3308	Prof. Development - Boys Tennis		0.00	0.00	0.00	0.00	0.00
3309	Scouting - Boys Tennis		0.00	0.00	0.00	0.00	0.00
3310	Security - Boys Tennis		0.00	0.00	0.00	0.00	0.00
3311	Transportation - Boys Tennis		-413.23	0.00	979.73	0.00	-1,392.96
3312	Uniforms/Apparel - Boys Tennis		-259.00	0.00	0.00	0.00	-259.00
3313	Misc. Expenditures - Boys Tennis		0.00	0.00	0.00	0.00	0.00
3351	Awards - Boys Track		0.00	0.00	0.00	0.00	0.00
3352	Camps - Boys Track		1,369.50	0.00	0.00	0.00	1,369.50
3353	Entry Fees - Boys Track		0.00	0.00	0.00	0.00	0.00
3354	Equipment - Boys Track		0.00	0.00	0.00	0.00	0.00
3355	Lodging - Boys Track		0.00	0.00	0.00	0.00	0.00
3356	Meals - Boys Track		0.00	0.00	0.00	0.00	0.00
3357	Officials - Boys Track		0.00	0.00	0.00	0.00	0.00
3358	Prof. Development - Boys Track		0.00	0.00	0.00	0.00	0.00
3359	Scouting - Boys Track		0.00	0.00	0.00	0.00	0.00
3360	Security - Boys Track		0.00	0.00	0.00	0.00	0.00

Current Cash Balance

Sorted by Site ID, Group ID, Activity ID.
From 10/01/2015 to 10/31/2015.

Site ID Group ID	Site Name Group Name	Activity ID	Activity Name	Beginning Cash	Receipts	Disbursements	Adjustments	Cash Balance
3361			Transportation - Boys Track	0.00	0.00	0.00	0.00	0.00
3362			Uniforms/Apparel - Boys Track	0.00	0.00	0.00	0.00	0.00
3363			Misc. Expenditures - Boys Track	0.00	0.00	0.00	0.00	0.00
3451			Awards - Boys Baseball	0.00	0.00	0.00	0.00	0.00
3452			Camps - Boys Baseball	4,810.20	0.00	0.00	0.00	4,810.20
3453			Entry Fees - Boys Baseball	0.00	0.00	0.00	0.00	0.00
3454			Equipment - Boys Baseball	0.00	0.00	0.00	0.00	0.00
3455			Lodging - Boys Baseball	0.00	0.00	0.00	0.00	0.00
3456			Meals - Boys Baseball	0.00	0.00	0.00	0.00	0.00
3457			Officials - Boys Baseball	0.00	0.00	0.00	0.00	0.00
3458			Prof. Development - Boys Baseball	0.00	0.00	0.00	0.00	0.00
3459			Scouting - Boys Baseball	0.00	0.00	0.00	0.00	0.00
3460			Security - Boys Baseball	0.00	0.00	0.00	0.00	0.00
3461			Transportation - Boys Baseball	0.00	0.00	0.00	0.00	0.00
3462			Uniforms/Apparel - Boys Baseball	0.00	0.00	0.00	0.00	0.00
3463			Misc. Expenditures - Boys Baseball	1,181.53	0.00	0.00	0.00	1,181.53
3501			Awards - Boys Football	0.00	0.00	0.00	0.00	0.00
3502			Camps - Boys Football	5,377.06	271.35	3,146.23	0.00	2,502.18
3503			Entry Fees - Boys Football	0.00	0.00	0.00	0.00	0.00
3504			Equipment - Boys Football	-5,795.14	0.00	0.00	0.00	-5,795.14
3505			Lodging - Boys Football	0.00	0.00	0.00	0.00	0.00
3506			Meals - Boys Football	0.00	0.00	1,066.17	0.00	-1,066.17
3507			Officials - Boys Football	-2,527.00	0.00	2,376.07	0.00	-4,903.07
3508			Prof. Development - Boys Football	0.00	0.00	0.00	0.00	0.00
3509			Scouting - Boys Football	0.00	0.00	0.00	0.00	0.00
3510			Security - Boys Football	-1,440.00	0.00	640.00	0.00	-2,080.00
3511			Transportation - Boys Football	-5,131.49	0.00	1,962.49	0.00	-7,093.98
3512			Uniforms/Apparel - Boys Football	-35.38	0.00	0.00	0.00	-35.38
3515			Misc. Expenditures - Boys Football	-1,006.68	0.00	0.00	0.00	-1,006.68
3551			Awards - Boys Wrestling	0.00	0.00	0.00	0.00	0.00
3552			Camps - Boys Wrestling	0.00	0.00	0.00	0.00	0.00
3553			Entry Fees - Boys Wrestling	0.00	0.00	0.00	0.00	0.00
3554			Equipment - Boys Wrestling	0.00	0.00	0.00	0.00	0.00
3555			Lodging - Boys Wrestling	0.00	0.00	0.00	0.00	0.00
3556			Meals - Boys Wrestling	0.00	0.00	0.00	0.00	0.00
3557			Officials - Boys Wrestling	0.00	0.00	0.00	0.00	0.00
3558			Prof. Development - Boys Wrestling	0.00	0.00	0.00	0.00	0.00
3559			Scouting - Boys Wrestling	0.00	0.00	0.00	0.00	0.00
3560			Security - Boys Wrestling	0.00	0.00	0.00	0.00	0.00
3561			Transportation - Boys Wrestling	0.00	0.00	0.00	0.00	0.00
3562			Uniforms/Apparel - Boys Wrestling	186.00	0.00	0.00	0.00	186.00
3563			Misc. Expenditures - Boys Wrestling	0.00	0.00	0.00	0.00	0.00
C Totals:				-5,013.36	1,041.39	10,874.53	0.00	-14,846.50

Current Cash Balance

Sorted by Site ID, Group ID, Activity ID.
From 10/01/2015 to 10/31/2015.

Site ID	Site Name					
Group ID	Group Name					
Activity ID	Activity Name	Beginning Cash	Receipts	Disbursements	Adjustments	Cash Balance
D	CLUBS AND ORGANIZATIONS					
4010	40 Assets	2,025.77	0.00	147.76	450.00	2,328.01
4020	Academic Awards	0.00	0.00	0.00	0.00	0.00
4030	Amnesty International	0.00	0.00	0.00	0.00	0.00
4040	Art	141.76	0.00	0.00	0.00	141.76
4050	Astronomy Club	65.58	0.00	0.00	0.00	65.58
4055	Athletic Trainers Club	1,100.38	0.00	1,065.82	0.00	34.56
4060	Band	953.66	34.00	1,196.46	0.00	-208.80
4061	Band Uniforms	0.00	0.00	0.00	0.00	0.00
4062	Band Trip	0.00	0.00	0.00	0.00	0.00
4080	Book Club	-50.00	0.00	0.00	0.00	-50.00
4100	Builders Club	0.00	0.00	0.00	0.00	0.00
4109	Cheer Uniforms	0.00	0.00	0.00	0.00	0.00
4110	Cheerleading	-25,312.56	405.00	694.50	13,539.73	-12,062.33
4115	Uniforms-Cheer/Dance	0.00	0.00	0.00	0.00	0.00
4130	Chess Club	39.10	0.00	0.00	0.00	39.10
4140	Choir	3,653.66	1,100.00	538.26	0.00	4,215.40
4141	Choir Trip	0.00	0.00	0.00	0.00	0.00
4160	Construction	-974.51	305.00	0.00	0.00	-669.51
4180	Culinary Competition	0.00	0.00	0.00	0.00	0.00
4190	Dance	-975.65	120.00	1,708.85	1,877.59	-686.91
4191	Dance Uniforms	0.00	0.00	0.00	0.00	0.00
4200	Debate Team	-51.90	0.00	0.00	0.00	-51.90
4210	DECA	21,705.82	2,309.37	13,815.78	15,484.00	25,683.41
4215	Diversity-Friends	0.00	0.00	0.00	0.00	0.00
4216	Patriot Pals	0.00	0.00	0.00	0.00	0.00
4220	Drama Club	0.00	0.00	0.00	0.00	0.00
4225	Engineering	0.00	0.00	0.00	0.00	0.00
4230	Environmental Club	3,005.34	0.00	0.00	0.00	3,005.34
4240	Fashion Merchandising	5.08	0.00	0.00	0.00	5.08
4250	FCCLA	344.50	0.00	80.00	40.00	304.50
4260	FCS Club	16.50	0.00	0.00	0.00	16.50
4290	Forensics	722.28	1,109.03	156.20	336.00	2,011.11
4300	Foundation/PEMS	185.27	0.00	0.00	0.00	185.27
4310	French Club	427.50	520.00	770.25	21.00	198.25
4320	Future Educators	0.00	0.00	0.00	0.00	0.00
4330	Garden Club	0.00	0.00	0.00	0.00	0.00
4340	German Club	473.47	0.00	0.00	0.00	473.47
4350	Graphics	5.00	0.00	0.00	0.00	5.00
4365	HOSA	154.63	0.00	0.00	0.00	154.63
4380	International Club	66.67	0.00	0.00	0.00	66.67
4390	Intramurals	1,038.63	0.00	0.00	0.00	1,038.63
4410	Junior Class	2,026.39	0.00	0.00	0.00	2,026.39
4450	LEO Club	821.90	137.75	0.00	225.00	1,184.65
4460	Literary Magazine	40.58	0.00	0.00	0.00	40.58

Current Cash Balance

Sorted by Site ID, Group ID, Activity ID.
From 10/01/2015 to 10/31/2015.

Site ID Group ID	Site Name Group Name	Activity ID	Activity Name	Beginning Cash	Receipts	Disbursements	Adjustments	Cash Balance
4470	Manufacturing			1,244.29	181.00	0.00	0.00	1,425.29
4501	Music-Auditorium			0.00	0.00	0.00	0.00	0.00
4502	Music-Donations			0.00	0.00	0.00	0.00	0.00
4503	Music-Musicals			0.00	0.00	0.00	0.00	0.00
4510	National Honor Society			2,013.07	0.00	35.78	0.00	1,977.29
4520	Newspaper			4,329.57	0.00	195.00	60.00	4,194.57
4530	Orchestra			2,892.35	0.00	128.25	6,966.00	9,730.10
4531	Orchestra Trip			0.00	0.00	0.00	0.00	0.00
4550	Patriot Photo			2,191.88	0.00	0.00	0.00	2,191.88
4570	Play Production			1,997.72	3,591.85	0.00	4,464.00	10,053.57
4600	Robotics & Engineering Club			93.93	75.00	0.00	225.00	393.93
4640	Senior Class			3,280.16	0.00	0.00	0.00	3,280.16
4645	Show Choir			47,814.49	3,620.00	493.94	0.00	50,940.55
4650	Skills USA			780.56	0.00	0.00	0.00	780.56
4660	Spanish Club			160.25	0.00	0.00	0.00	160.25
4685	Squashfest			0.00	0.00	0.00	0.00	0.00
4690	Spirit Shop			19,462.90	7,229.07	4,946.91	0.00	21,745.06
4695	STARS			0.00	0.00	0.00	0.00	0.00
4710	Student Council			13,769.85	119.84	6,608.55	1,340.00	8,621.14
4760	World Language			382.38	0.00	0.00	0.00	382.38
4770	Yearbook			56,405.59	447.00	809.77	350.00	56,392.82
D Totals:				168,473.84	21,303.91	33,392.08	45,378.32	201,763.99

Current Cash Balance

Sorted by Site ID, Group ID, Activity ID.
From 10/01/2015 to 10/31/2015.

Site ID	Site Name					
Group ID	Group Name					
Activity ID	Activity Name	Beginning Cash	Receipts	Disbursements	Adjustments	Cash Balance
E	ADMINISTRATIVE CUSTODIAL					
5010	After Prom	0.00	0.00	0.00	0.00	0.00
5020	Fines	20,240.26	0.00	0.00	0.00	20,240.26
5025	Fines - Library Book	1,148.46	17.49	-8.00	0.00	1,173.95
5030	Counseling Center	1,812.31	0.00	23.98	0.00	1,788.33
5040	Fundraising-General	0.00	0.00	0.00	0.00	0.00
5055	Hall of Fame	2,480.92	0.00	0.00	0.00	2,480.92
5060	Hospitality	2,007.09	40.00	274.00	0.00	1,773.09
5070	Library	343.49	30.10	0.00	0.00	373.59
5097	New Frontier	239.68	0.00	0.00	0.00	239.68
5100	Other Adm Custodial	7.64	0.00	0.00	0.00	7.64
5110	Other Student Activities	0.00	0.00	0.00	0.00	0.00
5130	Parking	23,875.38	755.00	18.50	0.00	24,611.88
5135	Patriot Post	0.00	0.00	0.00	0.00	0.00
5140	PayBac	1,055.48	0.00	0.00	0.00	1,055.48
5150	Pool Maintenance	6,698.21	375.00	1,481.18	0.00	5,592.03
5160	PSAT Exam	0.04	3,080.00	0.00	0.00	3,080.04
5166	SpEd	122.89	0.00	0.00	0.00	122.89
5167	Student ID Card Fee	1,303.35	35.00	0.00	0.00	1,338.35
5170	Student Notebooks	50.00	0.00	0.00	0.00	50.00
5180	Teacher Fund/Grants	1,500.00	0.00	0.00	0.00	1,500.00
5185	Technology	28.50	0.00	0.00	0.00	28.50
5190	Transcripts	1,475.00	0.00	0.00	0.00	1,475.00
E	Totals:	64,388.70	4,332.59	1,789.66	0.00	66,931.63
Q	STUDENT FEE FUND					
7160	Participation Fees - Athletics	33,510.00	260.00	0.00	0.00	33,770.00
7170	Participation Fees - Clubs & Orgs	0.00	44,403.32	0.00	-44,403.32	0.00
7190	Field Trips	68.14	475.50	499.08	0.00	44.56
Q	Totals:	33,578.14	45,138.82	499.08	-44,403.32	33,814.56
R	AP/IB EXAMS					
8010	AP Exams	20,590.29	0.00	0.00	0.00	20,590.29
R	Totals:	20,590.29	0.00	0.00	0.00	20,590.29

Current Cash Balance

Sorted by Site ID, Group ID, Activity ID.
From 10/01/2015 to 10/31/2015.

Site ID	Site Name					
Group ID	Group Name					
Activity ID	Activity Name	Beginning Cash	Receipts	Disbursements	Adjustments	Cash Balance
S	ATHLETIC					
9010	Gate Receipts	46,960.35	19,428.61	8,100.86	0.00	58,288.10
9020	Cash Reserve	383,616.56	0.00	0.00	0.00	383,616.56
9030	Concessions	10,299.47	9,906.53	5,660.91	-975.00	13,570.09
9040	Tickets	13,670.00	0.00	0.00	0.00	13,670.00
9050	Athletic-General	-11,513.80	0.00	237.40	0.00	-11,751.20
9060	Athletic Director	-210.00	0.00	245.00	0.00	-455.00
9070	Miscellaneous Receipts	20.00	0.00	0.00	0.00	20.00
9080	Fundraising-Athletic	40.00	0.00	0.00	0.00	40.00
9090	Strength & Conditioning	-35.25	0.00	971.10	0.00	-1,006.35
9100	Athletic Training	-3,547.03	0.00	0.00	0.00	-3,547.03
9110	Activities	-160.00	0.00	2,274.96	0.00	-2,434.96
9120	Booster Contributions-Girls	0.00	0.00	0.00	0.00	0.00
9130	Booster Contributions-Boys	0.00	0.00	0.00	0.00	0.00
9140	Metro Tournament	0.00	0.00	0.00	0.00	0.00
S Totals:		439,140.30	29,335.14	17,490.23	-975.00	450,010.21
SHS Totals:		703,868.75	125,232.42	108,002.43	0.00	721,098.74

Current Cash Balance

Sorted by Site ID, Group ID, Activity ID.

From 10/01/2015 to 10/31/2015.

Site ID	Site Name					
Group ID	Group Name					
Activity ID	Activity Name	Beginning Cash	Receipts	Disbursements	Adjustments	Cash Balance
WHS	Millard West High School					
A	ACTIVITY GENERAL					
1010	General Admin	-3,082.79	25.00	2,711.13	0.00	-5,768.92
1025	Savings	-406,157.41	0.00	0.00	0.00	-406,157.41
1030	Staff Vending	-3,078.79	60.00	127.00	0.00	-3,145.79
1035	Student Vending	0.00	0.00	0.00	0.00	0.00
1040	Donations	9,315.05	0.00	0.00	0.00	9,315.05
1050	Projects/Support	5,699.44	10.00	0.00	0.00	5,709.44
1070	Start Up Cash	-2,356.71	11,700.00	0.00	52.75	9,396.04
1090	Other Revenue	912.23	0.00	0.00	0.00	912.23
1100	Damage & Loss Property	78.20	0.00	0.00	0.00	78.20
1110	Extracurr Transportation	0.00	0.00	0.00	0.00	0.00
1120	Equipment Replacement/Repair	-105.00	0.00	0.00	0.00	-105.00
1130	Building Maintenance	-256.39	0.00	0.00	0.00	-256.39
1140	Student Recognition Incentive	0.00	0.00	0.00	0.00	0.00
1150	Capital Outlay	0.00	0.00	0.00	0.00	0.00
1160	Personnel Support	0.00	0.00	0.00	0.00	0.00
1170	Wellness	-109.96	0.00	9.95	0.00	-119.91
A Totals:		-399,142.13	11,795.00	2,848.08	52.75	-390,142.46
B	Athletics-Girls					
2051	Awards - Girls Basketball	0.00	0.00	0.00	0.00	0.00
2052	Camps - Girls Basketball	11,503.38	3,462.00	29.75	0.00	14,935.63
2053	Entry Fees - Girls Basketball	0.00	0.00	0.00	0.00	0.00
2054	Equipment - Girls Basketball	0.00	0.00	0.00	0.00	0.00
2055	Lodging - Girls Basketball	0.00	0.00	0.00	0.00	0.00
2056	Meals - Girls Basketball	0.00	0.00	0.00	0.00	0.00
2057	Officials - Girls Basketball	0.00	0.00	0.00	0.00	0.00
2058	Prof. Development - Girls Basketball	0.00	0.00	0.00	0.00	0.00
2059	Scouting - Girls Basketball	0.00	0.00	0.00	0.00	0.00
2060	Security - Girls Basketball	0.00	0.00	0.00	0.00	0.00
2061	Transportation - Girls Basketball	0.00	0.00	0.00	0.00	0.00
2062	Uniforms/Apparel - Girls Basketball	0.00	0.00	0.00	0.00	0.00
2063	Misc. Expenditures - Girls Basketball	0.00	0.00	0.00	0.00	0.00
2101	Awards - Girls Cross Country	-265.47	0.00	0.00	0.00	-265.47
2102	Camps - Girls Cross Country	6,455.61	0.00	123.90	0.00	6,331.71
2103	Entry Fees - Girls Cross Country	-350.00	350.00	135.00	0.00	-135.00
2104	Equipment - Girls Cross Country	0.00	0.00	93.42	0.00	-93.42
2105	Lodging - Girls Cross Country	-787.95	0.00	0.00	0.00	-787.95
2106	Meals - Girls Cross Country	-300.00	0.00	276.55	0.00	-576.55
2107	Officials - Girls Cross Country	0.00	0.00	0.00	0.00	0.00
2108	Prof. Development - Girls Cross Country	0.00	0.00	0.00	0.00	0.00
2109	Scouting - Girls Cross Country	0.00	0.00	0.00	0.00	0.00
2110	Security - Girls Cross Country	0.00	0.00	75.00	0.00	-75.00
2111	Transportation - Girls Cross Country	-95.12	0.00	1,368.92	0.00	-1,464.04

Current Cash Balance

Sorted by Site ID, Group ID, Activity ID.
From 10/01/2015 to 10/31/2015.

Site ID Group ID	Site Name Group Name	Activity Name	Beginning Cash	Receipts	Disbursements	Adjustments	Cash Balance
2112		Uniforms/Apparel - Girls Cross Country	0.00	0.00	0.00	0.00	0.00
2113		Misc. Expenditures - Girls Cross Country	-70.00	0.00	618.25	0.00	-688.25
2151		Awards - Girls Golf	-23.05	0.00	0.00	0.00	-23.05
2152		Camps - Girls Golf	-531.92	531.92	435.00	0.00	-435.00
2153		Entry Fees - Girls Golf	-875.00	0.00	255.00	0.00	-1,130.00
2154		Equipment - Girls Golf	0.00	0.00	0.00	0.00	0.00
2155		Lodging - Girls Golf	0.00	0.00	0.00	0.00	0.00
2156		Meals - Girls Golf	0.00	0.00	0.00	0.00	0.00
2157		Officials - Girls Golf	0.00	0.00	0.00	0.00	0.00
2158		Prof. Development - Girls Golf	0.00	0.00	0.00	0.00	0.00
2159		Scouting - Girls Golf	0.00	0.00	0.00	0.00	0.00
2160		Security - Girls Golf	0.00	0.00	0.00	0.00	0.00
2161		Transportation - Girls Golf	-352.00	0.00	113.99	0.00	-465.99
2162		Uniforms/Apparel - Girls Golf	-810.52	0.00	115.62	0.00	-926.14
2163		Misc. Expenditures - Girls Golf	-1,600.00	0.00	0.00	0.00	-1,600.00
2201		Awards - Girls Soccer	0.00	0.00	0.00	0.00	0.00
2202		Camps - Girls Soccer	3,713.35	0.00	0.00	0.00	3,713.35
2203		Entry Fees - Girls Soccer	0.00	0.00	0.00	0.00	0.00
2204		Equipment - Girls Soccer	0.00	0.00	0.00	0.00	0.00
2205		Lodging - Girls Soccer	0.00	0.00	0.00	0.00	0.00
2206		Meals - Girls Soccer	0.00	0.00	0.00	0.00	0.00
2207		Officials - Girls Soccer	0.00	0.00	0.00	0.00	0.00
2208		Prof. Development - Girls Soccer	0.00	0.00	0.00	0.00	0.00
2209		Scouting - Girls Soccer	0.00	0.00	0.00	0.00	0.00
2210		Security - Girls Soccer	0.00	0.00	0.00	0.00	0.00
2211		Transportation - Girls Soccer	0.00	0.00	0.00	0.00	0.00
2212		Uniforms/Apparel - Girls Soccer	0.00	0.00	110.00	0.00	-110.00
2213		Misc. Expenditures - Girls Soccer	0.00	0.00	0.00	0.00	0.00
2251		Awards - Girls Swimming	0.00	0.00	0.00	0.00	0.00
2252		Camps - Girls Swimming	9,775.50	142.50	574.71	0.00	9,343.29
2253		Entry Fees - Girls Swimming	0.00	0.00	0.00	0.00	0.00
2254		Equipment - Girls Swimming	0.00	0.00	0.00	0.00	0.00
2255		Lodging - Girls Swimming	0.00	0.00	0.00	0.00	0.00
2256		Meals - Girls Swimming	0.00	0.00	0.00	0.00	0.00
2257		Officials - Girls Swimming	0.00	0.00	0.00	0.00	0.00
2258		Prof. Development - Girls Swimming	0.00	0.00	0.00	0.00	0.00
2259		Scouting - Girls Swimming	0.00	0.00	0.00	0.00	0.00
2260		Security - Girls Swimming	0.00	0.00	0.00	0.00	0.00
2261		Transportation - Girls Swimming	0.00	0.00	0.00	0.00	0.00
2262		Uniforms/Apparel - Girls Swimming	0.00	0.00	0.00	0.00	0.00
2263		Misc. Expenditures - Girls Swimming	0.00	0.00	0.00	0.00	0.00
2301		Awards - Girls Tennis	0.00	0.00	0.00	0.00	0.00
2302		Camps - Girls Tennis	5,537.51	0.00	0.00	0.00	5,537.51
2303		Entry Fees - Girls Tennis	0.00	0.00	0.00	0.00	0.00
2304		Equipment - Girls Tennis	0.00	0.00	21.35	0.00	-21.35

Current Cash Balance

Sorted by Site ID, Group ID, Activity ID.
From 10/01/2015 to 10/31/2015.

Site ID Group ID	Site Name Group Name	Activity ID	Activity Name	Beginning Cash	Receipts	Disbursements	Adjustments	Cash Balance
		2305	Lodging - Girls Tennis	0.00	0.00	0.00	0.00	0.00
		2306	Meals - Girls Tennis	0.00	0.00	0.00	0.00	0.00
		2307	Officials - Girls Tennis	0.00	0.00	0.00	0.00	0.00
		2308	Prof. Development - Girls Tennis	0.00	0.00	0.00	0.00	0.00
		2309	Scouting - Girls Tennis	0.00	0.00	0.00	0.00	0.00
		2310	Security - Girls Tennis	0.00	0.00	0.00	0.00	0.00
		2311	Transportation - Girls Tennis	0.00	0.00	0.00	0.00	0.00
		2312	Uniforms/Apparel - Girls Tennis	0.00	0.00	0.00	0.00	0.00
		2313	Misc. Expenditures - Girls Tennis	0.00	0.00	0.00	0.00	0.00
		2351	Awards - Girls Track	0.00	0.00	0.00	0.00	0.00
		2352	Camps - Girls Track	906.47	0.00	0.00	0.00	906.47
		2353	Entry Fees - Girls Track	0.00	0.00	0.00	0.00	0.00
		2354	Equipment - Girls Track	13.03	0.00	0.00	0.00	13.03
		2355	Lodging - Girls Track	0.00	0.00	0.00	0.00	0.00
		2356	Meals - Girls Track	0.00	0.00	0.00	0.00	0.00
		2357	Officials - Girls Track	0.00	0.00	0.00	0.00	0.00
		2358	Prof. Development - Girls Track	0.00	0.00	0.00	0.00	0.00
		2359	Scouting - Girls Track	0.00	0.00	0.00	0.00	0.00
		2360	Security - Girls Track	0.00	0.00	0.00	0.00	0.00
		2361	Transportation - Girls Track	118.03	0.00	0.00	0.00	118.03
		2362	Uniforms/Apparel - Girls Track	0.00	0.00	0.00	0.00	0.00
		2363	Misc. Expenditures - Girls Track	0.00	0.00	0.00	0.00	0.00
		2401	Awards - Girls Volleyball	-41.95	0.00	0.00	0.00	-41.95
		2402	Camps - Girls Volleyball	11,987.36	0.00	441.80	0.00	11,545.56
		2403	Entry Fees - Girls Volleyball	-275.00	555.00	100.00	0.00	180.00
		2404	Equipment - Girls Volleyball	103.09	0.00	0.00	0.00	103.09
		2405	Lodging - Girls Volleyball	0.00	0.00	0.00	0.00	0.00
		2406	Meals - Girls Volleyball	0.00	0.00	0.00	0.00	0.00
		2407	Officials - Girls Volleyball	-1,470.00	0.00	1,085.00	0.00	-2,555.00
		2408	Prof. Development - Girls Volleyball	0.00	0.00	0.00	0.00	0.00
		2409	Scouting - Girls Volleyball	0.00	0.00	0.00	0.00	0.00
		2410	Security - Girls Volleyball	0.00	0.00	0.00	0.00	0.00
		2411	Transportation - Girls Volleyball	-842.69	0.00	507.35	0.00	-1,350.04
		2412	Uniforms/Apparel - Girls Volleyball	0.00	0.00	0.00	0.00	0.00
		2413	Misc. Expenditures - Girls Volleyball	-50.00	0.00	50.00	0.00	-100.00
		2451	Awards - Girls Softball	0.00	0.00	0.00	0.00	0.00
		2452	Camps - Girls Softball	10,408.59	0.00	1,578.64	0.00	8,829.95
		2453	Entry Fees - Girls Softball	-385.00	0.00	175.00	0.00	-560.00
		2454	Equipment - Girls Softball	-8,822.60	0.00	3,524.61	0.00	-12,347.21
		2455	Lodging - Girls Softball	0.00	0.00	4,470.65	0.00	-4,470.65
		2456	Meals - Girls Softball	0.00	0.00	1,014.00	0.00	-1,014.00
		2457	Officials - Girls Softball	-344.00	0.00	341.00	0.00	-685.00
		2458	Prof. Development - Girls Softball	0.00	0.00	0.00	0.00	0.00
		2459	Scouting - Girls Softball	0.00	0.00	0.00	0.00	0.00
		2460	Security - Girls Softball	0.00	0.00	0.00	0.00	0.00

Current Cash Balance

Sorted by Site ID, Group ID, Activity ID.
From 10/01/2015 to 10/31/2015.

Site ID	Site Name					
Group ID	Group Name					
Activity ID	Activity Name	Beginning Cash	Receipts	Disbursements	Adjustments	Cash Balance
2461	Transportation - Girls Softball	-1,190.86	0.00	1,409.44	0.00	-2,600.30
2462	Uniforms/Apparel - Girls Softball	-3,884.00	0.00	458.50	0.00	-4,342.50
2463	Misc. Expenditures - Girls Softball	0.00	0.00	235.00	0.00	-235.00
B Totals:		37,154.79	5,041.42	19,737.45	0.00	22,458.76

Current Cash Balance

Sorted by Site ID, Group ID, Activity ID.
From 10/01/2015 to 10/31/2015.

Site ID Group ID	Site Name Group Name	Activity ID	Activity Name	Beginning Cash	Receipts	Disbursements	Adjustments	Cash Balance
C	Athletics-Boys							
3051	Awards - Boys Basketball			0.00	0.00	0.00	0.00	0.00
3052	Camps - Boys Basketball			-2,825.96	3,162.00	360.00	450.00	426.04
3053	Entry Fees - Boys Basketball			0.00	0.00	100.00	0.00	-100.00
3054	Equipment - Boys Basketball			-55.26	0.00	0.00	0.00	-55.26
3055	Lodging - Boys Basketball			0.00	0.00	0.00	0.00	0.00
3056	Meals - Boys Basketball			0.00	0.00	0.00	0.00	0.00
3057	Officials - Boys Basketball			0.00	0.00	0.00	0.00	0.00
3058	Prof. Development - Boys Basketball			0.00	0.00	0.00	0.00	0.00
3059	Scouting - Boys Basketball			0.00	0.00	0.00	0.00	0.00
3060	Security - Boys Basketball			0.00	0.00	0.00	0.00	0.00
3061	Transportation - Boys Basketball			0.00	0.00	0.00	0.00	0.00
3062	Uniforms/Apparel - Boys Basketball			473.00	0.00	0.00	0.00	473.00
3063	Misc. Expenditures - Boys Basketball			0.00	0.00	0.00	0.00	0.00
3101	Awards - Boys Cross Country			-265.48	0.00	0.00	0.00	-265.48
3102	Camps - Boys Cross Country			7,357.52	0.00	123.92	0.00	7,233.60
3103	Entry Fees - Boys Cross Country			-350.00	470.00	135.00	0.00	-15.00
3104	Equipment - Boys Cross Country			0.00	0.00	93.42	0.00	-93.42
3105	Lodging - Boys Cross Country			-787.95	0.00	0.00	0.00	-787.95
3106	Meals - Boys Cross Country			-300.00	0.00	276.55	0.00	-576.55
3107	Officials - Boys Cross Country			0.00	0.00	0.00	0.00	0.00
3108	Prof. Development - Boys Cross Country			0.00	0.00	0.00	0.00	0.00
3109	Scouting - Boys Cross Country			0.00	0.00	0.00	0.00	0.00
3110	Security - Boys Cross Country			0.00	0.00	75.00	0.00	-75.00
3111	Transportation - Boys Cross Country			-95.11	0.00	1,625.54	0.00	-1,720.65
3112	Uniforms/Apparel - Boys Cross Country			0.00	0.00	0.00	0.00	0.00
3113	Misc. Expenditures - Boys Cross Country			-70.00	0.00	618.25	0.00	-688.25
3151	Awards - Boys Golf			0.00	0.00	0.00	0.00	0.00
3152	Camps - Boys Golf			1,371.85	0.00	560.00	0.00	811.85
3153	Entry Fees - Boys Golf			-1,296.00	0.00	0.00	0.00	-1,296.00
3154	Equipment - Boys Golf			0.00	1,152.00	1,152.00	0.00	0.00
3155	Lodging - Boys Golf			0.00	0.00	0.00	0.00	0.00
3156	Meals - Boys Golf			-137.00	0.00	0.00	0.00	-137.00
3157	Officials - Boys Golf			0.00	0.00	0.00	0.00	0.00
3158	Prof. Development - Boys Golf			0.00	0.00	0.00	0.00	0.00
3159	Scouting - Boys Golf			0.00	0.00	0.00	0.00	0.00
3160	Security - Boys Golf			0.00	0.00	0.00	0.00	0.00
3161	Transportation - Boys Golf			0.00	0.00	51.00	0.00	-51.00
3162	Uniforms/Apparel - Boys Golf			1,158.00	0.00	0.00	0.00	1,158.00
3163	Misc. Expenditures - Boys Golf			-1,790.75	0.00	0.00	0.00	-1,790.75
3201	Awards - Boys Soccer			-842.26	0.00	0.00	0.00	-842.26
3202	Camps - Boys Soccer			4,505.17	1,305.00	0.00	0.00	5,810.17
3203	Entry Fees - Boys Soccer			0.00	0.00	300.00	0.00	-300.00
3204	Equipment - Boys Soccer			0.00	0.00	0.00	0.00	0.00
3205	Lodging - Boys Soccer			0.00	0.00	0.00	0.00	0.00

Current Cash Balance

Sorted by Site ID, Group ID, Activity ID.
From 10/01/2015 to 10/31/2015.

Site ID Group ID	Site Name Group Name	Activity ID	Activity Name	Beginning Cash	Receipts	Disbursements	Adjustments	Cash Balance
3206	Meals - Boys Soccer			0.00	0.00	0.00	0.00	0.00
3207	Officials - Boys Soccer			-54.00	0.00	0.00	0.00	-54.00
3208	Prof. Development - Boys Soccer			0.00	0.00	0.00	0.00	0.00
3209	Scouting - Boys Soccer			0.00	0.00	0.00	0.00	0.00
3210	Security - Boys Soccer			0.00	0.00	0.00	0.00	0.00
3211	Transportation - Boys Soccer			0.00	0.00	0.00	0.00	0.00
3212	Uniforms/Apparel - Boys Soccer			226.00	0.00	110.00	0.00	116.00
3213	Misc. Expenditures - Boys Soccer			0.00	0.00	0.00	0.00	0.00
3251	Awards - Boys Swimming			0.00	0.00	0.00	0.00	0.00
3252	Camps - Boys Swimming			8,734.09	142.50	574.71	0.00	8,301.88
3253	Entry Fees - Boys Swimming			0.00	0.00	0.00	0.00	0.00
3254	Equipment - Boys Swimming			0.00	0.00	0.00	0.00	0.00
3255	Lodging - Boys Swimming			0.00	0.00	0.00	0.00	0.00
3256	Meals - Boys Swimming			0.00	0.00	0.00	0.00	0.00
3257	Officials - Boys Swimming			0.00	0.00	0.00	0.00	0.00
3258	Prof. Development - Boys Swimming			0.00	0.00	0.00	0.00	0.00
3259	Scouting - Boys Swimming			0.00	0.00	0.00	0.00	0.00
3260	Security - Boys Swimming			0.00	0.00	0.00	0.00	0.00
3261	Transportation - Boys Swimming			0.00	0.00	0.00	0.00	0.00
3262	Uniforms/Apparels - Boys Swimming			0.00	0.00	0.00	0.00	0.00
3263	Misc. Expenditures - Boys Swimming			0.00	0.00	0.00	0.00	0.00
3301	Awards - Boys Tennis			-142.35	0.00	0.00	0.00	-142.35
3302	Camps - Boys Tennis			662.33	0.00	20.00	0.00	642.33
3303	Entry Fees - Boys Tennis			5.00	420.00	375.00	0.00	50.00
3304	Equipment - Boys Tennis			0.00	0.00	21.36	0.00	-21.36
3305	Lodging - Boys Tennis			-83.00	0.00	0.00	0.00	-83.00
3306	Meals - Boys Tennis			-115.45	0.00	0.00	0.00	-115.45
3307	Officials - Boys Tennis			0.00	0.00	0.00	0.00	0.00
3308	Prof. Development - Boys Tennis			0.00	0.00	0.00	0.00	0.00
3309	Scouting - Boys Tennis			0.00	0.00	0.00	0.00	0.00
3310	Security - Boys Tennis			0.00	0.00	0.00	0.00	0.00
3311	Transportation - Boys Tennis			-215.24	0.00	0.00	0.00	-215.24
3312	Uniforms/Apparel - Boys Tennis			-1,158.00	0.00	0.00	0.00	-1,158.00
3313	Misc. Expenditures - Boys Tennis			0.00	0.00	0.00	0.00	0.00
3351	Awards - Boys Track			0.00	0.00	0.00	0.00	0.00
3352	Camps - Boys Track			5.44	0.00	0.00	0.00	5.44
3353	Entry Fees - Boys Track			0.00	0.00	0.00	0.00	0.00
3354	Equipment - Boys Track			30.00	0.00	0.00	0.00	30.00
3355	Lodging - Boys Track			0.00	0.00	0.00	0.00	0.00
3356	Meals - Boys Track			0.00	0.00	0.00	0.00	0.00
3357	Officials - Boys Track			0.00	0.00	0.00	0.00	0.00
3358	Prof. Development - Boys Track			0.00	0.00	0.00	0.00	0.00
3359	Scouting - Boys Track			0.00	0.00	0.00	0.00	0.00
3360	Security - Boys Track			0.00	0.00	0.00	0.00	0.00
3361	Transportation - Boys Track			118.04	0.00	0.00	0.00	118.04

Current Cash Balance

Sorted by Site ID, Group ID, Activity ID.
From 10/01/2015 to 10/31/2015.

Site ID Group ID	Site Name Group Name	Activity ID	Activity Name	Beginning Cash	Receipts	Disbursements	Adjustments	Cash Balance
3362			Uniforms/Apparel - Boys Track	0.00	0.00	0.00	0.00	0.00
3363			Misc. Expenditures - Boys Track	0.00	0.00	0.00	0.00	0.00
3451			Awards - Boys Baseball	-43.27	0.00	0.00	0.00	-43.27
3452			Camps - Boys Baseball	4,454.70	0.00	0.00	0.00	4,454.70
3453			Entry Fees - Boys Baseball	0.00	0.00	0.00	0.00	0.00
3454			Equipment - Boys Baseball	0.00	0.00	0.00	0.00	0.00
3455			Lodging - Boys Baseball	0.00	0.00	0.00	0.00	0.00
3456			Meals - Boys Baseball	0.00	0.00	0.00	0.00	0.00
3457			Officials - Boys Baseball	0.00	0.00	0.00	0.00	0.00
3458			Prof. Development - Boys Baseball	0.00	0.00	0.00	0.00	0.00
3459			Scouting - Boys Baseball	0.00	0.00	0.00	0.00	0.00
3460			Security - Boys Baseball	0.00	0.00	0.00	0.00	0.00
3461			Transportation - Boys Baseball	0.00	0.00	0.00	0.00	0.00
3462			Uniforms/Apparel - Boys Baseball	0.00	0.00	0.00	0.00	0.00
3463			Misc. Expenditures - Boys Baseball	5,435.47	0.00	160.00	0.00	5,275.47
3501			Awards - Boys Football	-37.00	0.00	0.00	0.00	-37.00
3502			Camps - Boys Football	26,387.68	0.00	0.00	0.00	26,387.68
3503			Entry Fees - Boys Football	0.00	0.00	30.00	0.00	-30.00
3504			Equipment - Boys Football	7,130.95	0.00	127.54	0.00	7,003.41
3505			Lodging - Boys Football	0.00	0.00	0.00	0.00	0.00
3506			Meals - Boys Football	0.00	0.00	465.00	0.00	-465.00
3507			Officials - Boys Football	-2,277.00	0.00	1,780.00	0.00	-4,057.00
3508			Prof. Development - Boys Football	0.00	0.00	0.00	0.00	0.00
3509			Scouting - Boys Football	0.00	0.00	0.00	0.00	0.00
3510			Security - Boys Football	-825.00	0.00	375.00	0.00	-1,200.00
3511			Transportation - Boys Football	-1,910.56	0.00	1,630.12	0.00	-3,540.68
3512			Uniforms/Apparel - Boys Football	-25,706.82	0.00	0.00	0.00	-25,706.82
3513			Misc Expenditures-Boys Football	-100.00	0.00	250.00	-450.00	-800.00
3551			Awards - Boys Wrestling	0.00	0.00	0.00	0.00	0.00
3552			Camps - Boys Wrestling	4,475.24	0.00	78.40	0.00	4,396.84
3553			Entry Fees - Boys Wrestling	0.00	0.00	0.00	0.00	0.00
3554			Equipment - Boys Wrestling	0.00	0.00	0.00	0.00	0.00
3555			Lodging - Boys Wrestling	0.00	0.00	0.00	0.00	0.00
3556			Meals - Boys Wrestling	0.00	0.00	0.00	0.00	0.00
3557			Officials - Boys Wrestling	0.00	0.00	0.00	0.00	0.00
3558			Prof. Development - Boys Wrestling	-238.00	0.00	0.00	0.00	-238.00
3559			Scouting - Boys Wrestling	0.00	0.00	0.00	0.00	0.00
3560			Security - Boys Wrestling	0.00	0.00	0.00	0.00	0.00
3561			Transportation - Boys Wrestling	0.00	0.00	269.17	0.00	-269.17
3562			Uniforms/Apparel - Boys Wrestling	0.00	0.00	0.00	0.00	0.00
3563			Misc. Expenditures - Boys Wrestling	0.00	0.00	0.00	0.00	0.00
C Totals:				30,809.02	6,651.50	11,736.98	0.00	25,723.54

Current Cash Balance

Sorted by Site ID, Group ID, Activity ID.
From 10/01/2015 to 10/31/2015.

Site ID Group ID	Site Name Group Name	Activity ID	Activity Name	Beginning Cash	Receipts	Disbursements	Adjustments	Cash Balance
D	CLUBS AND ORGANIZATIONS							
	4010	40	Assets	25.39	0.00	0.00	0.00	25.39
	4030		Amnesty International	27.51	0.00	0.00	0.00	27.51
	4040		Art	7,877.97	210.00	0.00	0.00	7,887.97
	4060		Band	86,678.00	11,787.95	14,561.62	0.00	83,904.33
	4061		Band Uniforms	6,013.77	151.00	2,082.77	0.00	4,082.00
	4062		Band Trip	-879.83	8,366.00	105,550.00	0.00	-98,063.83
	4110		Cheerleading	-13.25	0.00	0.00	0.00	-13.25
	4111		Cheerleading-Varsity	1,063.52	5,517.00	6,481.55	0.00	98.97
	4112		Cheerleading-JV	1,509.74	0.00	11.96	0.00	1,497.78
	4113		Cheerleading-Freshman	1,677.01	45.00	1,307.40	0.00	414.61
	4115		Uniforms-Cheer/Dance	-3,526.60	0.00	0.00	0.00	-3,526.60
	4140		Choir	1,618.65	732.58	518.08	0.00	1,833.15
	4141		Choir Trip	0.00	0.00	0.00	0.00	0.00
	4160		Construction	313.49	1,868.00	1,070.69	0.00	1,110.80
	4180		Culinary Competition	0.00	0.00	0.00	0.00	0.00
	4185		Cycling	1,434.85	336.00	738.14	0.00	1,032.71
	4190		Dance	-13,327.24	7,402.81	5,399.93	0.00	-11,324.36
	4200		Debate Team	-7,298.04	800.00	0.00	0.00	-6,498.04
	4210		DECA	-11,405.04	6,075.00	9,362.90	0.00	-14,692.94
	4215		Diversity-Friends	499.75	286.51	0.00	0.00	786.26
	4220		Drama Club	3,096.19	3,339.95	3,456.00	0.00	2,980.14
	4225		Engineering	1,283.56	0.00	0.00	0.00	1,283.56
	4230		Environmental Club	5,270.11	0.00	0.00	0.00	5,270.11
	4250		FCCLA	3,326.08	324.00	185.00	0.00	3,465.08
	4260		FCS Club	457.70	0.00	199.38	0.00	258.32
	4290		Forensics	3,427.11	174.40	0.00	0.00	3,601.51
	4310		French Club	1,615.00	0.00	0.00	0.00	1,615.00
	4320		Future Educators	2,942.42	464.00	1,550.69	0.00	1,855.73
	4340		German Club	171.52	0.00	0.00	0.00	171.52
	4365		HOSA	587.09	2,933.00	822.25	-52.75	2,645.09
	4370		Industrial Arts	4,113.86	0.00	328.02	0.00	3,785.84
	4380		International Club	100.00	0.00	0.00	0.00	100.00
	4390		Intramurals	1,522.48	0.00	0.00	0.00	1,522.48
	4395		Invisible Children-WHS	1.34	0.00	0.00	0.00	1.34
	4400		Japanese Club	64.44	0.00	0.00	0.00	64.44
	4410		Junior Class	8,711.71	0.00	0.00	0.00	8,711.71
	4415		Justice League	-27.08	0.00	0.00	0.00	-27.08
	4420		Key Club	2,570.30	1,705.02	245.06	0.00	4,030.26
	4425		LaCrosse	166.38	0.00	0.00	0.00	166.38
	4440		Leadership Club	30.00	0.00	0.00	0.00	30.00
	4460		Literary Magazine	544.37	0.00	0.00	0.00	544.37
	4470		Manufacturing	1,255.11	16.00	0.00	0.00	1,271.11
	4480		Mascot Team	-2,983.58	0.00	0.00	0.00	-2,983.58
	4490		M-Club	1,105.69	0.00	0.00	0.00	1,105.69

Current Cash Balance

Sorted by Site ID, Group ID, Activity ID.
From 10/01/2015 to 10/31/2015.

Site ID Group ID	Site Name Group Name					
Activity ID	Activity Name	Beginning Cash	Receipts	Disbursements	Adjustments	Cash Balance
4500	Music	3,045.22	0.00	100.00	0.00	2,945.22
4501	Music-Auditorium	-6,690.73	0.00	0.00	0.00	-6,690.73
4502	Music-Donations	0.00	0.00	0.00	0.00	0.00
4503	Music-Musicals	-5,969.28	0.00	25.38	0.00	-5,994.66
4510	National Honor Society	7,007.43	80.00	0.00	0.00	7,087.43
4520	Newspaper	-2,008.19	0.00	415.00	0.00	-2,423.19
4530	Orchestra	3,315.24	2,608.00	2,882.79	0.00	3,040.45
4531	Orchestra Trip	0.00	0.00	0.00	0.00	0.00
4540	Other Clubs	0.00	0.00	0.00	0.00	0.00
4570	Play Production	10,038.38	2,567.33	2,046.56	0.00	10,559.15
4605	Power Robotics	7,177.91	0.00	222.52	0.00	6,955.39
4610	SAFE/DARE/Drug Free	-35.00	0.00	0.00	0.00	-35.00
4630	Science Club	-620.63	0.00	0.00	0.00	-620.63
4640	Senior Class	3,027.02	0.00	0.00	0.00	3,027.02
4645	Show Choir	-100,636.80	5,816.40	9,880.75	0.00	-104,701.15
4646	Singsation	82,841.70	750.00	0.00	0.00	83,591.70
4650	Skills USA	97.00	0.00	0.00	0.00	97.00
4660	Spanish Club	-137.85	763.25	2,517.96	0.00	-1,892.56
4690	Spirit Shop	33,352.10	1,556.86	14,071.11	0.00	20,837.85
4700	STUCO Workshops	157.93	0.00	0.00	0.00	157.93
4710	Student Council	21,189.30	9,107.00	5,675.72	0.00	24,620.58
4725	Theater Workshop	347.18	0.00	0.00	0.00	347.18
4760	World Language	0.00	0.00	0.00	0.00	0.00
4770	Yearbook	18,894.67	17,570.00	555.00	0.00	35,909.67
4780	Youth to Youth	513.37	0.00	0.00	0.00	513.37
D Totals:		186,347.42	93,353.06	192,264.23	-52.75	87,383.50

Current Cash Balance

Sorted by Site ID, Group ID, Activity ID.
From 10/01/2015 to 10/31/2015.

Site ID Group ID	Site Name Group Name	Activity ID	Activity Name	Beginning Cash	Receipts	Disbursements	Adjustments	Cash Balance
E	ADMINISTRATIVE CUSTODIAL							
	5010		After Prom	0.00	0.00	0.00	0.00	0.00
	5020		Fines	-2,651.64	17.48	0.00	0.00	-2,634.16
	5025		Fines - Library Book	208.93	0.00	0.00	0.00	208.93
	5027		Fines-Textbooks	0.00	0.00	0.00	0.00	0.00
	5030		Counseling Center	10,174.11	530.00	1,738.23	0.00	8,965.88
	5040		Fundraising-General	0.00	0.00	0.00	0.00	0.00
	5060		Hospitality	-325.43	0.00	0.00	0.00	-325.43
	5070		Library	298.53	0.00	0.00	0.00	298.53
	5110		Other Student Activities	35.00	0.00	231.70	0.00	-196.70
	5120		P.E.	-2,658.47	0.00	0.00	0.00	-2,658.47
	5130		Parking	73,309.11	1,230.00	171.45	0.00	74,367.66
	5140		PayBac	0.00	0.00	0.00	0.00	0.00
	5150		Pool Maintenance	475.00	0.00	0.00	0.00	475.00
	5160		PSAT Exam	0.00	0.00	0.00	0.00	0.00
	5180		Teacher Fund/Grants	0.00	0.00	0.00	0.00	0.00
	5185		Technology	4,256.96	0.00	33.94	0.00	4,223.02
	5205		Vocational	80.00	0.00	0.00	0.00	80.00
	E	Totals:		83,202.10	1,777.48	2,175.32	0.00	82,804.26
Q	STUDENT FEE FUND							
	7090		ACP (SpEd) Trips	0.00	0.00	0.00	0.00	0.00
	7160		Participation Fees - Athletics	41,881.21	1,260.00	60.00	0.00	43,081.21
	7170		Participation Fees - Clubs & Orgs	168.00	510.00	0.00	0.00	678.00
	7190		Field Trips	-4,134.92	2,351.00	4,959.12	0.00	-6,743.04
	7900		Field Trips-Other	30,855.00	38,900.00	0.00	0.00	69,755.00
	Q	Totals:		68,769.29	43,021.00	5,019.12	0.00	106,771.17
R	AP/IB EXAMS							
	8010		AP Exams	57,829.36	0.00	27.94	0.00	57,801.42
	R	Totals:		57,829.36	0.00	27.94	0.00	57,801.42

Current Cash Balance

Sorted by Site ID, Group ID, Activity ID.
From 10/01/2015 to 10/31/2015.

Site ID Group ID	Site Name Group Name		Beginning Cash	Receipts	Disbursements	Adjustments	Cash Balance
Activity ID	Activity Name						
S	ATHLETIC						
9010	Gate Receipts		30,786.00	26,299.95	2,338.80	0.00	54,747.15
9020	Cash Reserve		54,206.21	0.00	0.00	0.00	54,206.21
9030	Concessions		24,670.32	7,770.13	3,382.62	0.00	29,057.83
9040	Tickets		21,357.68	520.00	0.00	0.00	21,877.68
9050	Athletic-General		-4,554.61	270.00	1,724.87	0.00	-6,009.48
9060	Athletic Director		12,485.74	195.00	3,066.67	0.00	9,614.07
9070	Miscellaneous Receipts		0.00	0.00	0.00	0.00	0.00
9080	Fundraising-Athletic		0.00	0.00	0.00	0.00	0.00
9090	Strength & Conditioning		0.00	0.00	2,902.90	0.00	-2,902.90
9100	Athletic Training		-1,118.48	0.00	2,266.67	0.00	-3,385.15
9110	Activities		-5,860.41	0.00	2,350.90	0.00	-8,211.31
9120	Booster Contributions-Girls		-298.13	9,533.21	9,975.75	0.00	-740.67
9130	Booster Contributions-Boys		117.25	5,130.41	4,687.87	0.00	559.79
9140	Metro Tournament		406.00	0.00	406.00	0.00	0.00
		S Totals:	132,197.57	49,718.70	33,103.05	0.00	148,813.22
		WHS Totals:	197,167.42	211,358.16	266,912.17	0.00	141,613.41

Current Cash Balance

Sorted by Site ID, Group ID, Activity ID.
From 10/01/2015 to 10/31/2015.

Site ID	Site Name					
Group ID	Group Name					
Activity ID	Activity Name	Beginning Cash	Receipts	Disbursements	Adjustments	Cash Balance
Summer Millard Admin Summer School						
A	ACTIVITY GENERAL					
1010	General Admin	3,855.89	0.36	0.00	0.00	3,856.25
1011	Elementary School Summer School	250.00	0.00	0.00	0.00	250.00
1012	Middle School Summer School	2,095.00	0.00	0.00	0.00	2,095.00
1013	Senior High Summer School	2,146.00	0.00	0.00	0.00	2,146.00
A Totals:		8,346.89	0.36	0.00	0.00	8,347.25
Summer Totals:		8,346.89	0.36	0.00	0.00	8,347.25

Millard Public Schools - Planned Disposition of Surplus PropertyBOE Packet Due Date: **12/30/2015**BOE Meeting Date: **1/4/2016**Sale or Disposals Scheduled After: **1/4/2016**

Lot	Quantity	Description
1	1	Trotter Leg curl weight machine
2	2	Stainless Steel Carts
3	3	Vans
4	1	refrigerator
5		
6		
7		
8		
9		
10		
11		
12		
13		
14		
15		
16		
17		
18		
19		
20		
21		
22		
23		
24		
25		
26		
27		
28		
29		
30		

AGENDA SUMMARY SHEET

AGENDA ITEM: Revise Policy 6400: Curriculum, Instruction, and Assessment – Staff Development

MEETING DATE: January 4, 2016

DEPARTMENT: Leadership & Learning

TITLE AND BRIEF DESCRIPTION: Curriculum, Instruction, and Assessment – Staff Development.

ACTION DESIRED: Revise Policy 6400

BACKGROUND: This policy provides a description of the purpose of comprehensive staff development and how Educational Services and Leadership & Learning collaborate to meet the needs of our staff.

STRATEGIC PLAN REFERENCE: Strategy (implemented 1990) – We will develop and implement plans to ensure the highest quality staff.

TIMELINE: N/A

RESPONSIBLE PERSON(S): Dr. Kim Saum-Mills, Dr. Heather Phipps, Dr. Mark Feldhausen

SUPERINTENDENT'S APPROVAL: _____



Educational Services
Curriculum, Instruction and Assessment

Staff Development

6400

The purpose of staff development is to improve student achievement through differentiated learning and instructional opportunities and to improve the effective operation of the District. Educational Services, and ~~Human Resources~~ Leadership & Learning will work collaboratively with District level and building leaders to provide staff development that supports best instructional practices focused on the written, taught, and assessed curriculum, the District-identified Indicators of Effective Teaching and Learning ~~Practices that Promote Successful Student Learning~~, and the continuous improvement of knowledge and skills as they apply to the Millard Education Program (MEP).

Legal Reference: Neb. Rev. Stat. §79-830
 Title 92, Nebraska Administrative Code, Chapter 10-007.07

Related Policies & Rules: 4300, 4300.1, 4300.2

Policy adopted: July 12, 1999
 Reaffirmed: December 6, 2004
 Revised: December 19, 2011, January 4, 2016

Millard Public Schools
 Omaha, Nebraska

AGENDA SUMMARY SHEET

AGENDA ITEM: Policy 7000 - Technology General Policy Statement

MEETING DATE: January 4, 2016

DEPARTMENT: Technology Division

TITLE AND BRIEF DESCRIPTION: Policy 7000

Updated Policy 7000 language to reflect technological changes.

ACTION DESIRED: Approval

RECOMMENDATIONS: N/A

STRATEGIC PLAN REFERENCE: N/A

PERSONS RESPONSIBLE: Dr. Kent Kingston

**SUPERINTENDENT'S
APPROVAL:**

—  —

Technology

Technology General Policy Statement

7000

The District will pursue the use of technology ([e.g., hardware, software, server-based systems, and web-based/cloud systems](#)) to develop, improve, and provide a comprehensive curriculum, an effective program of instruction, and the efficient administration of the District.

Legal References: Neb. Rev. Stat. §79-526, Neb. Rev. Stat. §79-539, Neb. Rev. Stat. §79-2, 104, Neb. Rev. Stat. §79-2, 105, 20 U.S.C. 1232, et seq., 15 U.S.C. §501, et seq., Title 92, Nebraska Administrative Code, Chapter 10

Policy Adopted: March 21, 2005
Reaffirmed: January 21, 2013

Millard Public Schools
Omaha, Nebraska

[Revised: January 4, 2016](#)

AGENDA SUMMARY SHEET

AGENDA ITEM: Policy 7100 – Use of District Technology

MEETING DATE: January 4, 2016

DEPARTMENT: Technology Division

TITLE AND BRIEF DESCRIPTION: Policy 7100

Updated language to reflect more current technology use and trends. Changed language so it better reflected the wide range of technology tools used by staff and students at Millard Public Schools. Replaced technical terms that may have become/were outdated.

ACTION DESIRED: Approval

RECOMMENDATIONS: N/A

STRATEGIC PLAN REFERENCE: N/A

PERSONS RESPONSIBLE: Dr. Kent Kingston

**SUPERINTENDENT'S
APPROVAL:**

_____  _____

Technology

Use of District ~~Computers, Software, and Data Files~~ Technology

7100

District personnel will adhere to the laws, policies, and rules governing ~~computers~~ technology (e.g. hardware, software, server-based systems, & web-based/cloud systems) including, but not limited to, copyright laws, rights of software publishers, license agreements, acts of terrorism, assault, threats and personnel and student rights of privacy created by federal and state law.

Related ~~f~~ Rules: 7100.1, 7100.2, 7100.3

Legal Reference: The Copyright Act; Family Educational Rights and Privacy Act; Neb. Rev. Stat. §§ 79-2, 104 and 79-8, 109 (Reissue 1996). CIPA, COPPA, HIPPA

Policy Adopted: May 17, 1993

Millard Public Schools

Revised: Dec. 20, 1999; April 2, 2007, January 4, 2016

Omaha, Nebraska

April 2, 2007: Renumbered from 4157

AGENDA SUMMARY SHEET

Agenda Item: Human Resources – Non-School Employment

Meeting Date: January 4, 2016

Department Human Resources

Title and Brief Description: Reaffirm Board Policy 4315 - Human Resources – Non-School Employment

Action Desired: Reaffirm

Background: Following District guidelines to review Policies every seven years. This Policy has been reviewed by the District's legal counsel.

Options/Alternatives Considered: Leave unchanged, delete, or revise

Recommendations: Reaffirm

Responsible Persons: Kevin Chick

Superintendent's Signature: _____



Human Resources

Non-School Employment

4315

Personnel of the schools may receive compensation for outside activities as long as these activities do not interfere with the proper discharge of their assigned duties.

Related Policies & Rules: 4315.1, 4315.2, 4315.3

Policy Adopted: October 7, 1974

Reaffirmed: November 17, 1997; February 16, 2009, [January 4, 2016](#)

Revised: December 3, 2001

Millard Public Schools
Omaha, Nebraska

AGENDA SUMMARY SHEET

Agenda Item: Board Rule 4315.1: Human Resources – Non-School Employment

Meeting Date: January 4, 2016

Department Human Resources

Title and Brief Description: Approval of Board Rule 4315.1 – Human Resources – Non-School Employment.

Action Desired: Approval

Background: Following District guidelines to review Rules every seven years. This Rule has been amended and reviewed by the District's legal counsel.

Options/Alternatives Considered: Delete or revise

Recommendations: Approval.

Responsible Persons: Kevin Chick

Superintendent's Signature: _____



Human Resources

Non-School Employment

4315.1

- I. When a staff member is employed outside school hours, it shall be understood that this employment can in no way interfere with the duties for which the employee is employed by the District.
- II. No employee shall use his or her position to solicit business from students or parents nor should any employee conduct personal business during school time or while performing duties for which he or she is employed by the District. No employee shall use [District](#) supplies, equipment or facilities to conduct personal business.

Related policy: 4315

Rule Approved: October 7, 1974

Revised: August 2, 1993; December 3, 2001, [January 4, 2016](#)

Reaffirmed: February 16, 2009

Millard Public Schools

Omaha, Nebraska

AGENDA SUMMARY SHEET

Agenda Item: Board Rule 4315.2: Human Resources – Tutoring

Meeting Date: January 4, 2016

Department Human Resources

Title and Brief Description: Approval of Board Rule 4315.2 – Human Resources – Tutoring.

Action Desired: Approval

Background: Following District guidelines to review Rules every seven years. This Rule has been amended and reviewed by the District's legal counsel.

Options/Alternatives Considered: Delete or revise

Recommendations: Approval.

Responsible Persons: Kevin Chick

Superintendent's Signature: _____



Human Resources

Tutoring

4315.2

- I. A teacher may not arrange to tutor during the school year for payment of a fee or other compensation any child enrolled in his or her class.
- II. Teachers who accept outside tutoring engagements must make their own arrangements with the parents or guardians for fees, if any, to be charged.
- III. No tutoring for which a teacher receives a fee or other compensation will be allowed in a school building.
- IV. ~~Use of school materials in tutoring students shall be coordinated by the teacher's and student's building principal, and the District shall be reimbursed for any cost incurred.~~ No District supplies, equipment or materials shall be used by teachers in their outside tutoring engagements.

Legal Reference: 92 NAC 27

Related Policies & Rules: 4315

Rule Approved: August 2, 1993

Revised: December 3, 2001, [January 4, 2016](#)

Reaffirmed: February 16, 2009

Millard Public Schools
Omaha, Nebraska

AGENDA SUMMARY SHEET

Agenda Item: Board Rule 4315.3: Human Resources – Consultant Work

Meeting Date: January 4, 2016

Department Human Resources

Title and Brief Description: Approval of Board Rule 4315.3 – Human Resources – Consultant Work.

Action Desired: Approval

Background: Following District guidelines to review Rules every seven years. This Rule has been amended and reviewed by the District's legal counsel.

Options/Alternatives Considered: Delete or revise

Recommendations: Approval.

Responsible Persons: Kevin Chick

Superintendent's Signature: _____



Human Resources**4315.3****Consultant Work**

| Stipends received by a staff member for services rendered outside the ~~Millard School~~ District and during normal working hours will be paid over to the District, unless the staff member performs such service during an authorized leave as approved by the Office of the Superintendent.

Related Policies & Rules: 4315

Rule Approved: November 6, 1995

| Revised: December 3, 2001, [January 4, 2016](#)

Reaffirmed: February 16, 2009

Millard Public Schools
Omaha, Nebraska

AGENDA SUMMARY SHEET

AGENDA ITEM: Rule 7100.1 – Technology – Compliance with Applicable Law

MEETING DATE: January 4, 2016

DEPARTMENT: Technology Division

TITLE AND BRIEF DESCRIPTION: 7100.1 –Updated technical terms/language terms and added items to better reflect our current use of technology tools and systems.

ACTION DESIRED: Approval

RECOMMENDATIONS: N/A

STRATEGIC PLAN REFERENCE: N/A

PERSONS RESPONSIBLE: Dr. Kent Kingston

**SUPERINTENDENT'S
APPROVAL:**

_____  _____

Technology

Compliance with Applicable Law

7100.1

Use of District-owned ~~computer~~technology (e.g., hardware, software, server-based systems, & web-based/cloud systems) shall comply with all applicable policies and rules of the District, and with all applicable state and federal statutes. ~~The District will provide all users with appropriate training for the use of such equipment. The District will comply with license agreements and/or policy statements contained in software packages used by the District. Questions about compliance with license agreements or use of a software package will be resolved through direct negotiation and mutual agreement with the software publisher, copyright holder, and/or licensor.~~

In an effort to prevent violation of copyright laws and illegal use, the following rules will apply:

- I. The legal and ethical implications of use will be taught to personnel and students at all levels where there is technology use.
- II. The building principal, principal's designee, or appropriate supervisor will be responsible for informing district personnel of the District Computer and Software Policy and Rules.
- III. When permission is obtained from a copyright holder to use software ~~on a disk sharing system~~, reasonable efforts will be made to prevent unauthorized copying.
- ~~III~~.IV. When permission is obtained from copyright holder to use protected digital media (e.g., music, images, ebooks, videos) reasonable efforts will be made to prevent unauthorized use.
- V. Under no circumstances will illegal copies of copyrighted software be made or used on district ~~equipment~~technology.
- VI. Under no circumstances will illegal copies of protected digital media be made or used on district technology.
- VII. When permission is obtained from a copyright holder to use server-based software or systems reasonable efforts will be made to prevent unauthorized access.
- ~~IV~~.VIII. When permission is obtained from a copyright holder to use web-based/cloud software or systems reasonable efforts will be made to prevent unauthorized access.
- ~~V~~.IX. The Executive Director of Technology or designee is authorized to sign software, server-based, and web-based/cloud license agreements for district schools. The District and each school using licensed software, including server-based or web-based/cloud software, shall keep a file containing a signed copy of software agreements for that school.
- ~~VI~~.X. The school principal or principal's designee will be responsible for establishing practices which will enforce the District Computer and Software Policy and Rule.
- ~~VII~~.XI. The following uses of district computers and telecommunications devices will be strictly prohibited:
 - A. **Offensive Messages.** The use, display or transmission of (i) sexually explicit images, messages, cartoons; (ii) ethnic slurs or racial epithets; or (iii) acts of terrorism, assault, or threats.
 - B. **Personal Use.** Personal use of District-owned computers and telecommunication devices are permitted to contact a child at home, a teacher, a doctor, a day care center, a baby-sitter, a family member, or any other person to inform any such person of an unexpected schedule change or for other essential personal business. Such personal use shall be kept to a minimum and shall not interfere with the performance of District business. Any other personal use of District-owned cellular phones, telephone equipment or telephone systems is strictly prohibited.
 - C. **Commercial, and/or Religious Messages.** Use for the purpose of solicitation or proselytization for commercial, religious, political, or any other non-job-related activity.

- D. **Inappropriate Use of Technology ~~E-mail and/or Internet~~.** The use of the District's Technology (e.g., network, ~~i~~Internet, e-mail system, social media, and telecommunications systems), shall remain under the control of the District and may only be used for district business subject to applicable law, policy and rule. This includes, but is not limited to, the downloading of any inappropriate materials, games, or other files not required for staff to fulfill their job duties. Sexual harassment ~~delivered by e-mail~~using technology is covered by the same policy and rule which covers verbal or physical harassment.

Violation of this rule may result in disciplinary action.

The District reserves all rights it has under the fair use doctrine of the Copyright Act.

Legal Reference: The Copyright Act; Neb. Rev. Stat. § 49-14, 101.01 (3).

Rule Approved: May 17, 1993

Revised: Dec. 20, 1999; April 2, 2007; April 13, 2009; November 1, 2010

Revised: January 4, 2016

Millard Public Schools

Omaha, Nebraska

April 2, 2007: Renumbered from 4157.1

AGENDA SUMMARY SHEET

AGENDA ITEM: Rule 7100.2 – Technology – Right of Access

MEETING DATE: January 4, 2016

DEPARTMENT: Technology Division

TITLE AND BRIEF DESCRIPTION: Changes to language to protect policy against ever changing technology terms/use.

ACTION DESIRED: Approval

RECOMMENDATIONS: N/A

STRATEGIC PLAN REFERENCE: N/A

PERSONS RESPONSIBLE: Dr. Kent Kingston

**SUPERINTENDENT'S
APPROVAL:**

_____  _____

Technology

Right of Access

7100.2

The District reserves the right to have access to all ~~computer programs, and files, including any software programs and data files~~ and/or creations of any description which, reside on ~~d~~District technology, computers, ~~telecommunications devices and/or storage media.~~

Related Policies & Rules: 7100, 7100.1, 7100.3, 7500, 7500.1

Rule Approved: May 17, 1993

Revised: Dec. 20, 1999; April 2, 2007, [January 4, 2016](#)

Millard Public Schools
Omaha, Nebraska

April 2, 2007: Renumbered from 4157.2

AGENDA SUMMARY SHEET

AGENDA ITEM: Rule 7100.3 – Technology – Access to Student and/or Personnel Records

MEETING DATE: January 4, 2016

DEPARTMENT: Technology Division

TITLE AND BRIEF DESCRIPTION: Changes to language to better reflect more current technical terminology

ACTION DESIRED: Approval

RECOMMENDATIONS: N/A

STRATEGIC PLAN REFERENCE: N/A

PERSONS RESPONSIBLE: Dr. Kent Kingston

**SUPERINTENDENT'S
APPROVAL:**

_____  _____

Technology

Access to Student and/or Personnel Records

7100.3

School volunteers and district personnel shall not have access to student and/or personnel records unless specifically authorized or permitted by law. [Digital](#) ~~Electronic files, computer programs, and software~~ containing personnel records are subject to board policy 4115 and rule 4115.1, board policy 7400 and rule 7400.1, and the rights of privacy created by Nebraska statute. [Digital](#) ~~Electronic files, computer programs, and software~~ containing student records are also subject to board policy 5710 and rule 5710.1, board policy 7400 and rule 7400.1, and the rights of confidentiality created by federal and state law.

Use of [technology](#) ~~electronic media~~ to store or transmit student and/or personnel data are to follow district policy, rule, and guidelines relating to the confidentiality of students and/or personnel records. This rule applies to files that are maintained centrally by the District, as well as those created and maintained at the school level.

Related Policies & Rules: [4115](#), [4115.1](#), [5710](#), [5710.1](#), [7100](#), [7100.1](#), [7100.2](#), [7400](#), [7400.1](#)

Legal Reference: Family Educational Rights and Privacy Act; Neb. Rev. Stat. §§ 79-2, 104 and 79-8, 109 (Reissue 1996).

Rule Approved: May 17, 1993


Millard Public Schools

Revised: Dec. 20, 1999; April 2, 2007, [January 4, 2016](#)

Omaha, Nebraska

April 2, 2007: Renumbered from 4157.3

AGENDA SUMMARY SHEET

AGENDA ITEM:	FYE15 Audit Report
MEETING DATE:	January 4, 2016
DEPARTMENT:	General Administration
TITLE & BRIEF DESCRIPTION:	Audit Report for FYE15 – To receive and file the FYE15 Governance Letter and Audit Report as submitted by the district's independent auditing firm HSMC Orizon, LLC.
ACTION DESIRED:	Approval <u> x </u> Discussion <u> </u> Information Only <u> </u> .
BACKGROUND:	<p>Public schools are required to employ independent auditors to review their financial records each year. The auditing firm employed by the District for the FYE15 fiscal year audit was HSMC Orizon, LLC.</p> <p>A copy of the Governance Letter and Audit Report are attached. (Paper copies will also be given to board members at the meeting.) A representative from HSMC Orizon, LLC (probably Jodi Rinne and/or Carley Hunzeker) will be present at the meeting to address the board and answer questions.</p> <p>Copies of the Governance Letter and Audit Report are also filed with the State of Nebraska.</p>
OPTIONS AND ALTERNATIVES:	n/a
RECOMMENDATION:	It is recommended that the Board receive and file the FYE15 Governance Letter and Audit Report as submitted by HSMC Orizon, LLC.
STRATEGIC PLAN REFERENCE:	n/a
IMPLICATIONS OF ADOPTION/REJECTION:	n/a
TIMELINE:	n/a
RESPONSIBLE PERSON:	HSMC Orizon, LLC; Ken Fossen (Assoc. Supt. Gen. Admin.) and Chris Hughes (Accounting Manager)
SUPERINTENDENT'S APPROVAL:	

**SCHOOL DISTRICT #17 - MILLARD PUBLIC SCHOOLS
DOUGLAS COUNTY, NEBRASKA**

**ANNUAL FINANCIAL STATEMENTS AND
ACCOMPANYING INDEPENDENT AUDITOR'S REPORTS**

AUGUST 31, 2015

**SCHOOL DISTRICT #17 – MILLARD PUBLIC SCHOOLS
DOUGLAS COUNTY, NEBRASKA**

TABLE OF CONTENTS

	<u>Page</u>
INDEPENDENT AUDITOR'S REPORT	1-2
BASIC FINANCIAL STATEMENTS:	
<i>Government-wide Financial Statements:</i>	
Statement of Net Position – Cash Basis	3
Statement of Activities – Cash Basis	4
<i>Fund Financial Statements:</i>	
Statement of Fund Balances – Cash Basis – Governmental Funds	5
Statement of Changes in Fund Balances – Cash Basis – Governmental Funds	6
Statement of Net Position and Changes in Net Position – Cash Basis – Fiduciary Funds	7
Notes to Basic Financial Statements	8-22
OTHER SUPPLEMENTARY INFORMATION:	
Budgetary Comparison Schedule – Cash Basis – General Fund	23-24
Budgetary Comparison Schedule – Cash Basis – Special Building Fund	25
Budgetary Comparison Schedule – Cash Basis – School Lunch Fund	26
Budgetary Comparison Schedule – Cash Basis – Employee Benefit Fund	27
Budgetary Comparison Schedule – Cash Basis – Depreciation Fund	28
Budgetary Comparison Schedule – Cash Basis – Contingency Fund	29
Budgetary Comparison Schedule – Cash Basis – Bond Fund	30
Notes to Other Supplementary Information	31
Schedule of Changes in Fund Balances – Cash Basis – Governmental Funds	32

**SCHOOL DISTRICT #17 – MILLARD PUBLIC SCHOOLS
DOUGLAS COUNTY, NEBRASKA**

TABLE OF CONTENTS, CONTINUED

	<u>Page</u>
INTERNAL CONTROL AND COMPLIANCE AUDIT SECTION:	
Schedule of Expenditures of Federal Awards	33
Notes to Schedule of Expenditures of Federal Awards	34
Independent Auditor's Report on Internal Control Over Financial Reporting and on Compliance and Other Matters Based on an Audit of the Financial Statements Performed in Accordance with <i>Government Auditing Standards</i>	35-36
Independent Auditor's Report on Compliance for Each Major Program and on Internal Control Over Compliance in Accordance with OMB Circular A-133	37-38
Schedule of Findings and Questioned Costs	39
Summary Schedule of Prior Audit Findings	40

HSMC ORIZON LLC
 CPAs, BUSINESS & TECHNOLOGY CONSULTANTS
 16924 FRANCES STREET
 OMAHA, NEBRASKA 68130



402.330.7008 / PHONE

402.330.6851 / FAX

www.hsmcorizon.com

November 5, 2015

INDEPENDENT AUDITOR'S REPORT

Board of Education
School District #17 – Millard Public Schools
 Douglas County, Nebraska

Report on the Financial Statements

We have audited the accompanying cash basis financial statements of the governmental activities, each major fund, and the aggregate remaining fund information of School District #17 – Millard Public Schools, Douglas County, Nebraska (the "District") as of and for the year ended August 31, 2015, and the related notes to the financial statements, which collectively comprise the District's basic financial statements as listed in the table of contents.

Management's Responsibility for the Financial Statements

Management is responsible for the preparation and fair presentation of these financial statements in accordance with the cash basis of accounting described in Note 1; this includes determining that the cash basis of accounting is an acceptable basis for the preparation of financial statements in the circumstances. Management is also responsible for the design, implementation, and maintenance of internal control relevant to the preparation and fair presentation of financial statements that are free from material misstatement, whether due to fraud or error.

Auditor's Responsibility

Our responsibility is to express opinions on these financial statements based on our audit. We conducted our audit in accordance with auditing standards generally accepted in the United States of America and the standards applicable to financial audits contained in *Government Auditing Standards*, issued by the Comptroller General of the United States. Those standards require that we plan and perform the audit to obtain reasonable assurance about whether the financial statements are free from material misstatement.

An audit involves performing procedures to obtain audit evidence about the amounts and disclosures in the financial statements. The procedures selected depend on the auditor's judgment, including the assessment of the risks of material misstatement of the financial statements, whether due to fraud or error. In making those risk assessments, the auditor considers internal control relevant to the District's preparation and fair presentation of the financial statements in order to design audit procedures that are appropriate in the circumstances, but not for the purpose of expressing an opinion on the effectiveness of the District's internal control. Accordingly, we express no such opinion. An audit also includes evaluating the appropriateness of accounting policies used and the reasonableness of significant accounting estimates made by management, as well as evaluating the overall presentation of the financial statements.

We believe that the audit evidence we have obtained is sufficient and appropriate to provide a basis for our audit opinions.

Opinions

In our opinion, the financial statements referred to above present fairly, in all material respects, the respective financial position - cash basis of the governmental activities, each major fund, and the aggregate remaining fund information of the District, as of August 31, 2015, and the respective changes in financial position - cash basis, thereof for the year then ended in accordance with the cash basis of accounting described in Note 1.

Basis of Accounting

We draw attention to Note 1 of the financial statements, which describes the basis of accounting. The financial statements are prepared on the cash basis of accounting, which is a basis of accounting other than accounting principles generally accepted in the United States of America. Our opinions are not modified with respect to that matter.

Other Matters

Our audit was conducted for the purpose of forming opinions on the financial statements that collectively comprise the District's basic financial statements. The accompanying supplemental information presented on pages 23-32 is presented for purposes of additional analysis and are not required parts of the basic financial statements. The schedule of expenditures of federal awards on pages 33-34 is presented for purposes of additional analysis as required by U.S. Office of Management and Budget Circular A-133, *Audits of States, Local Governments, and Non-Profit Organizations*, and is also not a required part of the basic financial statements.

The schedule of expenditures of federal awards is the responsibility of management and was derived from and relates directly to the underlying accounting and other records used to prepare the basic financial statements. Such information has been subjected to the auditing procedures applied in the audit of the basic financial statements and certain additional procedures, including comparing and reconciling such information directly to the underlying accounting and other records used to prepare the basic financial statements or to the basic financial statements themselves, and other additional procedures in accordance with auditing standards generally accepted in the United States of America. In our opinion, the supplemental information is fairly stated, in all material respects, in relation to the basic financial statements as a whole.

The budgetary comparison information and schedule, which are the responsibility of management, are presented for purposes of additional analysis and are not a required part of the basic financial statements. Such information has not been subjected to the auditing procedures applied in the audit of the basic financial statements, and accordingly, we do not express an opinion or provide any assurance on it.

Other Reporting Required by *Government Auditing Standards*

In accordance with *Government Auditing Standards*, we have issued our report dated November 5, 2015 on our consideration of the District's internal control over financial reporting and on our tests of its compliance with certain provisions of laws, regulations, contracts, and grant agreements and other matters. The purpose of that report is to describe the scope of our testing of internal control over financial reporting and compliance and the results of that testing, and not to provide an opinion on internal control over financial reporting or on compliance. That report is an integral part of an audit performed in accordance with *Government Auditing Standards* in considering the District's internal control over financial reporting and compliance.

HSMC Orizon LLC
HSMC ORIZON LLC

**SCHOOL DISTRICT #17 - MILLARD PUBLIC SCHOOLS
DOUGLAS COUNTY, NEBRASKA**

STATEMENT OF NET POSITION - CASH BASIS

AUGUST 31, 2015

ASSETS

	<u>Governmental Activities</u>
Cash	\$ 13,250,247
Investments	<u>88,794,147</u>
 TOTAL ASSETS	 <u>\$ 102,044,394</u>

NET POSITION

Restricted:	
Special building	\$ 34,888,705
Debt service	19,562,250
Unrestricted:	
Board designated:	
Employee benefit	4,622,330
Depreciation	10,142,806
Contingency	1,977,457
Undesignated	<u>30,850,846</u>
 TOTAL NET POSITION	 <u>\$ 102,044,394</u>

See Notes to the Basic Financial Statements.

**SCHOOL DISTRICT #17 - MILLARD PUBLIC SCHOOLS
DOUGLAS COUNTY, NEBRASKA**

STATEMENT OF ACTIVITIES - CASH BASIS

FOR THE YEAR ENDED AUGUST 31, 2015

	Cash	Program Cash Receipts		Net (Disbursements)
	Disbursements	Charges for	Operating	Receipts and
		Services	Grants and	Changes in Net Position
			Contributions	
Governmental activities:				
Instructional services	\$ (119,358,506)	\$ 284,937	\$ 21,114,714	\$ (97,958,855)
Support services	(74,090,492)		1,149,595	(72,940,897)
Food services	(11,778,159)	8,357,956	2,929,125	(491,078)
Building maintenance and improvements	(48,494,006)			(48,494,006)
Debt service and lease payments	(17,047,791)			(17,047,791)
Other	(1,171,160)			(1,171,160)
Net program (disbursements) receipts	<u>\$ (271,940,114)</u>	<u>\$ 8,642,893</u>	<u>\$ 25,193,434</u>	<u>(238,103,787)</u>
General receipts:				
Taxes collected				\$ 121,198,840
County receipts				913,177
State receipts				92,728,310
Investment earnings				7,904
Other				<u>2,731,573</u>
Total general receipts				<u>243,116,757</u>
Increase in net position				5,012,970
Net position - beginning of year				<u>97,031,424</u>
Net position - end of year				<u>\$ 102,044,394</u>

See Notes to the Basic Financial Statements.

**SCHOOL DISTRICT #17 - MILLARD PUBLIC SCHOOLS
DOUGLAS COUNTY, NEBRASKA**

STATEMENT OF FUND BALANCES - CASH BASIS - GOVERNMENTAL FUNDS

AUGUST 31, 2015

		Special Revenue Funds			
	General Fund	Special Building	School Lunch	Debt Service/Bond Fund	Total Governmental Funds
ASSETS					
Cash	\$ 14,958,362		\$ (1,713,066)	\$ 4,951	\$ 13,250,247
Investments	<u>34,348,143</u>	<u>\$ 34,888,705</u>		<u>19,557,299</u>	<u>88,794,147</u>
 TOTAL ASSETS	 <u>\$ 49,306,505</u>	 <u>\$ 34,888,705</u>	 <u>\$ (1,713,066)</u>	 <u>\$ 19,562,250</u>	 <u>\$ 102,044,394</u>
FUND BALANCES					
Restricted for:					
Capital projects		\$ 34,888,705			\$ 34,888,705
Debt service				\$ 19,562,250	19,562,250
Committed to:					
Capital assets	\$ 10,142,806				10,142,806
Assigned to:					
Contingency	1,977,457				1,977,457
Employee benefits	4,622,330				4,622,330
Unassigned	<u>32,563,912</u>		<u>\$ (1,713,066)</u>		<u>30,850,846</u>
 TOTAL FUND BALANCE - CASH BASIS	 <u>\$ 49,306,505</u>	 <u>\$ 34,888,705</u>	 <u>\$ (1,713,066)</u>	 <u>\$ 19,562,250</u>	 <u>\$ 102,044,394</u>

See Notes to Basic Financial Statements.

**SCHOOL DISTRICT #17 - MILLARD PUBLIC SCHOOLS
DOUGLAS COUNTY, NEBRASKA**

144

STATEMENT OF CHANGES IN FUND BALANCES - CASH BASIS - GOVERNMENTAL FUNDS

FOR THE YEAR ENDED AUGUST 31, 2015

		Special Revenue Funds			
	General Fund	Special Building	School Lunch	Debt Service/Bond Fund	Total Governmental Funds
RECEIPTS:					
Local receipts	\$ 105,238,880	\$ 2,973,671	\$ 1,497,489	\$ 14,080,397	\$ 123,790,437
County receipts	913,177				913,177
State receipts	105,874,608	46,603	45,089	241,986	106,208,286
Federal receipts	8,829,422		2,884,036		11,713,458
Sales of lunches			6,860,467		6,860,467
Interest	2,983	2,996	767	1,158	7,904
Non-revenue receipts	<u>1,562,554</u>	<u>359,848</u>			<u>1,922,402</u>
TOTAL RECEIPTS	<u>222,421,624</u>	<u>3,383,118</u>	<u>11,287,848</u>	<u>14,323,541</u>	<u>251,416,131</u>
DISBURSEMENTS:					
Instructional services	111,111,402				111,111,402
Support services	77,499,013				77,499,013
Other salaries and benefits			4,850,801		4,850,801
Supplies and materials			150,883		150,883
Purchased services	27,894,353	2,076,042	6,594,659		36,565,054
Capital outlay	422,753	4,027,092	6,668		4,456,513
Building and site acquisition and improvement	220,363	19,734,105			19,954,468
Other	34,702	94,339	175,148		304,189
Redemption of principal		2,768,198		8,655,000	11,423,198
Debt service interest		<u>183,980</u>		<u>5,440,613</u>	<u>5,624,593</u>
TOTAL DISBURSEMENTS	<u>217,182,586</u>	<u>28,883,756</u>	<u>11,778,159</u>	<u>14,095,613</u>	<u>271,940,114</u>
EXCESS (DEFICIENCY) OF RECEIPTS OVER DISBURSEMENTS	<u>5,239,038</u>	<u>(25,500,638)</u>	<u>(490,311)</u>	<u>227,928</u>	<u>(20,523,983)</u>
OTHER FINANCING SOURCES (USES):					
Proceeds from sale of refunding bonds				24,378,301	24,378,301
Payment to refunded bond escrow agent				(24,378,301)	(24,378,301)
Proceeds from issuance of bonds payable		<u>25,536,953</u>			<u>25,536,953</u>
TOTAL OTHER FINANCING SOURCES (USES)		<u>25,536,953</u>			<u>25,536,953</u>
EXCESS (DEFICIENCY) OF RECEIPTS AND OTHER FINANCING SOURCES OVER DISBURSEMENTS AND OTHER FINANCING USES	<u>5,239,038</u>	<u>36,315</u>	<u>(490,311)</u>	<u>227,928</u>	<u>5,012,970</u>
FUND BALANCE - beginning of year	<u>44,067,467</u>	<u>34,852,390</u>	<u>(1,222,755)</u>	<u>19,334,322</u>	<u>97,031,424</u>
FUND BALANCE - end of year	<u>\$ 49,306,505</u>	<u>\$ 34,888,705</u>	<u>\$ (1,713,066)</u>	<u>\$ 19,562,250</u>	<u>\$ 102,044,394</u>

See Notes to the Basic Financial Statements.

**SCHOOL DISTRICT #17 - MILLARD PUBLIC SCHOOLS
DOUGLAS COUNTY, NEBRASKA**

STATEMENT OF NET POSITION AND CHANGES IN NET POSITION - CASH BASIS - FIDUCIARY FUNDS

AS OF AND FOR THE YEAR ENDED AUGUST 31, 2015

<u>Activities Fund</u>	<u>Beginning Net Assets</u>	<u>Receipts</u>	<u>Disbursements</u>	<u>Ending Net Assets</u>
ADMINISTRATIVE OFFICE	\$ 305,046	\$ 579,807	\$ 567,359	\$ 317,494
HIGH SCHOOLS:				
North	606,801	1,493,035	1,479,546	620,290
South	761,919	1,241,355	1,368,862	634,412
West	362,715	1,778,791	1,748,352	393,154
MIDDLE SCHOOLS:				
Andersen	108,806	89,834	76,426	122,214
Beadle	60,000	132,018	122,291	69,727
Central	53,890	89,598	79,371	64,117
Kiewit	312,435	79,214	76,164	315,485
North	99,817	108,354	106,501	101,670
Russell	128,245	100,181	81,348	147,078
ELEMENTARY SCHOOLS:				
Abbott	25,395	25,252	19,902	30,745
Ackerman	33,612	51,837	39,290	46,159
Aldrich	24,637	19,490	19,955	24,172
Black Elk	62,581	52,141	67,128	47,594
Bryan	18,194	20,456	13,250	25,400
Cather	24,538	16,966	14,413	27,091
Cody	10,751	20,803	18,108	13,446
Cottonwood	22,928	9,168	10,380	21,716
Disney	7,140	7,455	7,212	7,383
Ezra Millard	19,917	17,677	19,187	18,407
Harvey Oaks	3,172	9,779	10,547	2,404
Hitchcock	27,085	11,479	10,078	28,486
Holling Heights	25,658	13,576	11,639	27,595
Montclair	11,888	36,975	32,411	16,452
Morton	6,683	24,603	23,519	7,767
Neihardt	16,497	32,771	37,093	12,175
Norris	29,116	12,786	14,503	27,399
Reagan	79,846	54,855	84,809	49,892
Reeder	16,272	32,607	31,518	17,361
Rockwell	26,563	12,419	13,183	25,799
Rohwer	13,631	27,060	25,875	14,816
Sandoz	18,774	17,899	17,304	19,369
Upchurch	26,252	38,135	32,146	32,241
Wheeler	20,856	35,465	36,744	19,577
Willowdale	14,427	19,140	20,301	13,266
SUMMER SCHOOL	3,804	95,925	91,383	8,346
HORIZON HIGH SCHOOL	<u>6,250</u>	<u>22,247</u>	<u>24,896</u>	<u>3,601</u>
Total activities fund	<u>\$ 3,396,141</u>	<u>\$ 6,431,153</u>	<u>\$ 6,452,994</u>	<u>\$ 3,374,300</u>
<u>Student Fees Fund</u>				
ALL SCHOOLS	<u>\$ 301,737</u>	<u>\$ 1,322,943</u>	<u>\$ 1,440,466</u>	<u>\$ 184,214</u>
NET POSITION:				
Cash				\$ 2,853,203
Investments				<u>705,311</u>
TOTAL NET POSITION - CASH BASIS HELD IN TRUST				<u>\$ 3,558,514</u>

See Notes to the Basic Financial Statements.

**SCHOOL DISTRICT #17 – MILLARD PUBLIC SCHOOLS
DOUGLAS COUNTY, NEBRASKA**

NOTES TO BASIC FINANCIAL STATEMENTS

1. SUMMARY OF SIGNIFICANT ACCOUNTING POLICIES

Organization

School District #17 – Millard Public Schools, Douglas County, Nebraska (the “District”) is a tax-exempt political subdivision and a Class 3 school district of the State of Nebraska.

Reporting Entity

The District’s financial statements are presented as the primary government and include all significant schools, departments, activities and organizations for which the District is financially accountable. The District has determined that there are no potential component units that meet the criteria for inclusion in the financial statements.

Basis of Presentation

Government-wide Financial Statements – The Statement of Net Position – Cash Basis and Statement of Activities – Cash Basis display information about the reporting government as a whole. They include all funds of the reporting entity except for fiduciary funds. The statements present the District’s financial statements as governmental activities. Governmental activities generally are financed through taxes, intergovernmental revenues and other non-exchange revenues. Alternatively, business-type activities are financed in whole or in part by fees charged to external parties for goods or services. The District does not operate any business-type activities.

Fund Financial Statements – Fund financial statements of the reporting entity are organized into funds, each of which is considered to be a separate accounting entity. Each fund is accounted for by providing a separate set of self-balancing accounts that constitute its cash, certificates of deposit, investments, fund balance, receipts and disbursements. Funds are organized into two major categories: governmental and fiduciary. The District currently has no proprietary funds. An emphasis is placed on major funds within the governmental and fiduciary categories. A fund is considered major if it is the primary operating fund of the District, meets specific mathematical criteria set forth by GASB or is identified as a major fund by the District’s management. In addition to the District’s funds meeting the required criteria, the District’s management has designated all remaining funds to be presented as major funds for financial reporting purposes.

GOVERNMENTAL FUND ACTIVITIES

The funds of the financial reporting entity are described below:

General Fund – This fund is the primary operating fund of the District and is always classified as a major fund. It is used to account for all financing resources except those required to be accounted for in other funds. This fund also accounts for resources designated and maintained for the eventual purchase of capital assets and for the reserve of money for the benefit of School District employees for fringe benefits.

The District has three additional special revenue funds: employee benefit, depreciation, and contingency. However, in accordance with GASB Financial Reporting Standards, these funds have been consolidated into the general fund since their revenues are transfers from the general fund.

**SCHOOL DISTRICT #17 – MILLARD PUBLIC SCHOOLS
DOUGLAS COUNTY, NEBRASKA**

NOTES TO BASIC FINANCIAL STATEMENTS, CONTINUED

1. SUMMARY OF SIGNIFICANT ACCOUNTING POLICIES, CONTINUED

GOVERNMENTAL FUND ACTIVITIES, CONTINUED

Special Revenue Fund – These funds are used to account for the proceeds of the specific revenue sources that are either legally restricted to expenditures for specified purposes or designated to finance particular functions or activities of the District. The reporting entity includes the following special revenue funds:

Special Building Fund – This fund accounts for taxes levied and other revenues specifically maintained to acquire or improve sites and/or to erect, alter or improve buildings.

School Lunch Fund – This fund accounts for the operations of the District's child nutrition programs.

Debt Service Fund – This fund is used to account for the accumulation of resources for, and the payment of, general long-term obligations principal, interest and related costs.

Bond Fund – This fund accounts for taxes levied and other revenues specifically earmarked for the retirement of bonded indebtedness.

FIDUCIARY FUND ACTIVITIES

Activities Fund – This fund is used to account for assets held by the District in a trustee capacity for various school organizations and activities.

Student Fees Fund – This fund is used to account for money collected from students that shall be expended for the purpose for which it was collected from the students.

Measurement Focus and Basis of Accounting

Measurement focus is a term used to describe “which” transactions are recorded within the various financial statements. Basis of accounting refers to “when” transactions are recorded, regardless of the measurement focus applied.

Measurement Focus

In both the government-wide financial statements and the fund financial statements, the governmental and fiduciary activities are presented using a cash basis measurement focus. Their reported net assets/fund balance is considered a measure of “available cash and investments.” The operating statements focus on cash received and cash disbursed.

**SCHOOL DISTRICT #17 – MILLARD PUBLIC SCHOOLS
DOUGLAS COUNTY, NEBRASKA**

NOTES TO BASIC FINANCIAL STATEMENTS, CONTINUED

1. SUMMARY OF SIGNIFICANT ACCOUNTING POLICIES, CONTINUED

Measurement Focus and Basis of Accounting, Continued

Basis of Accounting

In the government-wide and the fund financial statements, the District prepares its financial statements using the cash basis of accounting. Accordingly, revenues are recognized when cash is received by the District and expenditures are recognized when cash is disbursed. This basis is a comprehensive basis of accounting other than generally accepted accounting principles in the United States of America.

This basis of accounting is applied to all transactions, including the disbursements for capital assets, receipt of proceeds from issuance of debt and the retirement of debt.

Equity Classification

Government-wide Statements

Equity is classified as net position and displayed in two components:

- a. Restricted net position – Consists of net position with constraints placed on the use either by 1) external groups, such as creditors, grantors, contributors or laws and regulations of other governments; or 2) law through constitutional provisions or enabling legislation.
- b. Unrestricted net position – All other amounts that do not meet the definition of “restricted.” However, if the funds have been designated by the Board of Education, these funds have been shown separately to distinguish their designation.

It is the District’s policy to use restricted net position, first, prior to the use of unrestricted net position, when a disbursement is made for purposes in which both restricted and unrestricted net position are available.

Fund Financial Statements

Governmental fund equity is reported as fund balance within each respective fund. For governmental funds, the fund balance is divided into five classifications based primarily on the extent to which the District is bound to observe constraints imposed upon the use of the resources in the governmental funds. The classifications are as follows:

- a. Nonspendable – This fund balance category includes amounts that cannot be spent because they are not in spendable form, or legally or contractually required to be maintained intact. The “not in spendable form” criterion includes items that are not expected to be converted to cash. At August 31, 2015, the District did not have any nonspendable funds.

**SCHOOL DISTRICT #17 – MILLARD PUBLIC SCHOOLS
DOUGLAS COUNTY, NEBRASKA**

NOTES TO BASIC FINANCIAL STATEMENTS, CONTINUED

1. SUMMARY OF SIGNIFICANT ACCOUNTING POLICIES, CONTINUED

Equity Classification, Continued

Fund Financial Statements, Continued

- b. Restricted – Fund balance is reported as restricted when constraints placed on the use of resources are either externally imposed by creditors (such as through debt covenants), grantors, contributors, or laws or regulations of other governments or is imposed by law through constitutional provisions or enabling legislation. Enabling legislation authorizes the Board of Education to assess, levy, charge, or otherwise mandate payment of resources (from external resource providers) and includes a legally enforceable requirement that those resources be used only for the specific purposes stipulated in the legislation. Legal enforceability means that the District can be compelled by an external party-such as citizens, public interest groups, or the judiciary to use resources created by enabling legislation only for the purposes specified by the legislation.
- c. Committed – This fund balance classification includes amounts that can only be used for the specific purposes imposed by formal action (resolution) of the Board of Education. Those committed amounts cannot be used for any other purpose unless the Board of Education removes or changes the specified use by taking the same type of action (resolution) it employed to previously commit those amounts. In contrast to fund balance that is restricted by enabling legislation, committed fund balance classification may be redeployed for other purposes with appropriate due process. Constraints imposed on the use of committed amounts are imposed by the Board of Education, separate from the authorization to raise the underlying revenue; therefore, compliance with these constraints are not considered to be legally enforceable. Committed fund balance also incorporates contractual obligations to the extent that existing resources in the fund have been specifically committed for use in satisfying those contractual requirements.
- d. Assigned – Amounts in the assigned fund balance classification are intended to be used by the District for specific purposes but do not meet the criteria to be classified as restricted or committed. In governmental funds other than the General Fund, assigned fund balance represents the remaining amount that is not restricted or committed. In the General Fund, assigned amounts represent intended uses established by Board of Education or a District Administrator delegated that authority by the Board of Education.
- e. Unassigned – This fund balance is the residual classification for the General Fund and includes all spendable amounts not contained in the other classifications. In other governmental funds, the unassigned classification is used only to report a deficit balance resulting from overspending for specific purposes for which amounts had been restricted, committed, or assigned.

The District applies restricted resources first when expenditures are incurred for purposes for which either restricted or unrestricted (committed, assigned, and unassigned) amounts are available. Similarly, within unrestricted fund balance, committed amounts are reduced first followed by assigned, and then unassigned amounts when expenditures are incurred for purposes for which amounts in any of the unrestricted fund balance classifications could be used.

**SCHOOL DISTRICT #17 – MILLARD PUBLIC SCHOOLS
DOUGLAS COUNTY, NEBRASKA**

NOTES TO BASIC FINANCIAL STATEMENTS, CONTINUED

1. SUMMARY OF SIGNIFICANT ACCOUNTING POLICIES, CONTINUED

Internal and Interfund Balances and Activities

In the process of aggregating the financial information for the government-wide financial statements, some amounts reported as interfund activity and balances in the fund financial statements have been eliminated or reclassified.

Interfund transfers, the flow of assets from one fund to another where repayment is not expected, are reported as cash receipts and disbursements.

There were no transfers during the years presented on the financial statements.

2. BUDGET PROCESS AND PROPERTY TAXES

The District is required by state law to adopt annual budgets for the General Fund, Special Building Fund, School Lunch Fund, Employee Benefit Fund, Contingency Fund, Depreciation Fund and Bond Fund. Each budget is presented on the cash basis of accounting, which is consistent with the requirements of the state budget act.

State Statutes of the Nebraska Budget Act provide the prescribed budget practices and procedures that governing bodies are required to follow. The amounts that may be budgeted for certain specific funds are subject to various expenditures and/or tax levy limitations.

The District follows these procedures in establishing the budgetary data reflected in the accompanying financial statements:

- The Superintendent submits to the Board of Education a proposed operating budget for the fiscal year commencing September 1. The operating budget includes proposed expenditures and the means of financing them.
- Public hearings are conducted at a public meeting to obtain taxpayer comments.
- The budget is legally adopted by the Board of Education through passage of a resolution and is filed with the appropriate agencies on or before September 20.
- Total fund expenditures may not legally exceed total appropriations at the fund level or for “regular education” in the general fund without holding a public budget hearing and obtaining approval from the Board of Education. Appropriations lapse at fiscal year-end and any revisions require Board approval.

The District amended the bond fund budget for the 2014-2015 fiscal year.

**SCHOOL DISTRICT #17 – MILLARD PUBLIC SCHOOLS
DOUGLAS COUNTY, NEBRASKA**

NOTES TO BASIC FINANCIAL STATEMENTS, CONTINUED

2. BUDGET PROCESS AND PROPERTY TAXES, CONTINUED

The property tax requirement resulting from the budget process is utilized to establish the tax levy in accordance with State statutes, which tax levy attaches as an enforceable lien on property within the District as of December 31. Taxes are due as of that date. One-half of the real estate taxes become delinquent after the following April 1, with the second one-half becoming delinquent after August 1.

The combined tax rate of the District for the year ended August 31, 2015 was \$1.250000 per \$100 of assessed valuation. Included in the District's combined rate, as described above, is \$0.95 per \$100 of Learning Communities monies for the general fund provided based on need.

3. DEPOSITS AND INVESTMENTS

Nebraska Statutes §79-408, §79-1042 and §79-1043 provide that the District may, by and with the consent of the Board of Education of the District, invest the funds of the District in securities, including repurchase agreements, the nature of which individuals of prudence, discretion, and intelligence acquire or retain in dealing with the property of another.

Deposits

At August 31, 2015, the carrying amount of the District's deposits was \$16,103,450 and the bank balance was \$13,048,348.

	<u>Book Balance</u>	<u>Bank Balance</u>
Governmental funds	\$ 13,250,247	\$ 9,991,681
Fiduciary funds	<u>2,853,203</u>	<u>3,056,666</u>
TOTAL	<u>\$ 16,103,450</u>	<u>\$ 13,048,347</u>

While the District maintains separate bank accounts for individual funds for cash flow and investment purposes the District occasionally pools cash as part of their cash management procedures.

Investments

Investments include \$69,166,349 in Nebraska School District Liquid Asset Fund Plus which is similar in nature to an open-end mutual fund designed specifically for Nebraska school entities, investing only in those securities allowable for such entities under Nebraska Law. These investments are reported at fair value. \$317 of these funds are in the fiduciary funds and \$69,166,032 are in the governmental funds.

Investments include \$20,333,109 in money market funds. These investments are reported at fair value. \$704,994 of these funds are in the fiduciary funds and \$19,628,115 are in the governmental funds.

**SCHOOL DISTRICT #17 – MILLARD PUBLIC SCHOOLS
DOUGLAS COUNTY, NEBRASKA**

NOTES TO BASIC FINANCIAL STATEMENTS, CONTINUED

3. DEPOSITS AND INVESTMENTS, CONTINUED

Risks

The District attempts to mitigate the following types of deposit and investment risks through compliance with the State Statutes referred to above. The three types of deposit and investment risks are the following:

- Custodial Credit Risk – for deposits and investments, custodial credit risk is the risk that in the event of the failure of a bank or other counterparty, the District will not be able to recover the value of its deposits or investments or collateral securities in the possession of a third party.
- Credit Risk – for deposits and investments, credit risk is the risk that a bank or other counterparty defaults on its principal and/or interest payments owed to the District.
- Interest Rate Risk – for deposits and investments, interest rate risk is the risk that the value of deposits and investments will decrease as a result of a rise in interest rates.

The bank balances of the District's deposits, which includes the CD's are insured through Federal Depository Insurance Corporation ("FDIC") coverage or collateral held by the District's agent in the District's name. At August 31, 2015, all funds were covered by federal depository insurance or collateral held by the District's agent in the District's name.

The District's investment policy does not restrict investment maturities. The District minimizes its interest rate risk by structuring its investment portfolio so that securities mature to meet the District's cash needs, which is accomplished in part by investing primarily in short-term investments or in investment vehicles that allow for monthly cash draws.

4. FUNDS HELD BY COUNTY TREASURER

The following balances were held by the Sarpy, Douglas and Washington County Treasurers for the District as of August 31, 2015. The monies were transferred to the District subsequent to August 31, 2015 and are not included as receipts or cash balances in the financial statements:

	<u>Sarpy County</u>	<u>Douglas County</u>	<u>Washington County</u>
General Fund	\$ 249,432	\$ 615,127	
Debt Service Fund	68,624	936,561	
Special Building Fund	13,718	187,231	
Learning Community	1,085,798	248,411	\$ 23,766

5. RETIREMENT PLAN

Plan Description

The District contributes to the Nebraska School Employees Retirement System, a cost-sharing multiple-employer defined benefit pension plan administered by the Nebraska Public Employees Retirement System (NPERS). NPERS provides retirement and disability benefits to plan members and beneficiaries. The School Employees Retirement Act establishes benefit provisions.

**SCHOOL DISTRICT #17 – MILLARD PUBLIC SCHOOLS
DOUGLAS COUNTY, NEBRASKA**

NOTES TO BASIC FINANCIAL STATEMENTS, CONTINUED

5. RETIREMENT PLAN, CONTINUED

In 1945, the Nebraska Legislature enacted the law establishing a retirement plan for school employees of the State. During the NPERS fiscal year ended June 30, 2014, there were 270 participating school districts. These were the districts that had contributions during the fiscal year. All regular public school employees in Nebraska, other than those who have their own retirement plans (Class V school districts, Nebraska State Colleges, University of Nebraska, Community Colleges), are members of the plan.

Normal retirement is at age 65. The monthly benefit is equal to the greater of the following: 1) the sum of a savings annuity, which is the actuarial equivalent of the member's accumulated contributions and a service annuity equal to \$3.50 per year of service; or 2) the average of the three 12-month periods of service as a school employee in which such compensation was the greatest, multiplied by total years of creditable service, multiplied by a formula factor of two percent, and an actuarial factor based on age.

For an employee who became a member on or after July 1, 2013, the monthly benefit is equal to the greater of the following: 1) the sum of a savings annuity, which is the actuarial equivalent of the member's accumulated contributions and a service annuity equal to \$3.50 per year of service; or 2) the average of the five 12-month periods of service as a school employee in which such compensation was the greatest, multiplied by total years of creditable service, multiplied by a formula factor of two percent, and an actuarial factor based on age.

Benefit calculations vary with early retirement. Employees' benefits are vested after five years of plan participation or when termination occurs at age 65 or later.

For school employees who became members prior to July 1, 2013, the benefit paid to a retired member or beneficiary receives an annual cost of living adjustment, which is increased by the lesser of the percentage change in the Consumer Price Index for Urban Wage Earners and Clerical Workers or two and one-half percent. The current benefit paid to a retired member or beneficiary is adjusted so that the purchasing power of the benefit being paid is not less than 75 percent of the purchasing power of the initial benefit.

For school employees who became members on or after July 1, 2013, the benefit paid to a retired member or beneficiary receives an annual cost-of-living adjustment, which is increased by the lesser of the percentage change in the Consumer Price Index for Urban Wage Earners and Clerical Workers or one percent.

For the District's year ended August 31, 2015, the District's total payroll for all employees was \$133,075,725. Total covered payroll was \$128,360,586. Covered payroll refers to all compensation paid by the District to active employees covered by the Plan.

Contributions

The State's contribution is based on an annual actuarial valuation. In addition, the State contributes an amount equal to two percent of the compensation of all members. This contribution is considered a nonemployer contribution since school employees are not employees of the State. The employee contribution was equal to 9.78 percent from July 1, 2013, to June 30, 2014, (and from July 1, 2014, through August 31, 2015). The school district (employer) contribution is 101 percent of the employee contribution. The District's contribution to the Plan for its year ended August 31, 2015 was \$12,679,202.

**SCHOOL DISTRICT #17 – MILLARD PUBLIC SCHOOLS
DOUGLAS COUNTY, NEBRASKA**

NOTES TO BASIC FINANCIAL STATEMENTS, CONTINUED

5. RETIREMENT PLAN, CONTINUED

Pension Liabilities

At June 30, 2014 the District had a liability of \$71,261,822 for its proportionate share of the net pension liability. (This liability is not recorded in the accompanying cash basis financial statements.) The net pension liability was measured as of June 30, 2014, and the total pension liability used to calculate the net pension liability was determined using an actuarial valuation as of that date. The NPERS School Plan was 90.65% funded as of June 30, 2014 based on actuarial calculations comparing total pension liability to the plan fiduciary net position. The District's proportion of the net pension liability was based on a projection of the District's long-term share of contributions to the pension plan relative to the projected contributions of all participating entities, actuarially determined. At June 30, 2014, the District's proportion was 6.073635 percent, which was an increase of 0.039944 percent from its proportion measured as of June 30, 2013.

For the year ended June 30, 2014, the District's allocated pension income was \$11,194.

Actuarial Assumptions

The total pension liability in the June 30, 2014 actuarial valuation was determined using the following actuarial assumptions, applied to all periods included in the measurement:

Price Inflation	3.25 percent
Wage Inflation	4.00 percent
Salary increases, including wage inflation	4.00 – 9.00 percent
Cost-of-Living Adjustment	Members hired before July 1, 2013: 2.50% with a floor benefit equal to 75% purchasing power of original benefit. Members hired on/after July 1, 2013: 1.00%
Long-term Rate of Return, net of investment expense, including price inflation	8.00 percent
Municipal Bond Index Rate	4.35 percent
Year FNP is Projected to be Depleted	N/A
Single Equivalent Int. Rate, net of investment expense, including price inflation	8.00 percent

*1% and no floor benefit for members joining on or after July 1, 2013.

The School Plan's pre-retirement mortality rates were based on the 1994 Group Annuity Mortality Table, projected to 2015 using scale AA, set back one year (sex distinct with 55 percent of male rates for males and 40 percent of female rates for females).

The School Plan's post-retirement rates were based on the 1994 Group Annuity Mortality Table, projected to 2015 using Scale AA, set-back one year (sex distinct).

The School Plan's disability mortality rates were based on the 1983 Railroad Retirement Board Disabled Annuitants Mortality (unisex).

**SCHOOL DISTRICT #17 – MILLARD PUBLIC SCHOOLS
DOUGLAS COUNTY, NEBRASKA**

NOTES TO BASIC FINANCIAL STATEMENTS, CONTINUED

5. RETIREMENT PLAN, CONTINUED

The actuarial assumptions used in the July 1, 2014, valuations for the School plan is based on the results of the most recent actuarial experience study, which covered the five year period ending June 30, 2011. The experience study report is dated August 20, 2012.

The long-term expected real rate of return on pension plan investments was based upon the expected long-term investment returns provided by a consultant of the Nebraska Investment Council, who is responsible for investing the pension plan assets. The return assumptions were developed using a building-block method in which best-estimate ranges of expected future real rates of return (expected returns, net of pension plan investment expense and inflation) are developed for each major asset class. These ranges are combined to produce the long-term expected rate of return by weighting the expected future real rates of return by the target asset allocation percentage and by adding expected inflation. Best estimates of geometric real rates of return for each major asset class included in the pension plans' target asset allocation as of June 30, 2014, (see the discussion of the pension plan's investment policy) are summarized in the following table:

Asset Class	Target Allocation	Long-Term Expected Real Rate of Return*
Large Cap US Equity	26.10%	4.4%
Small Cap US Equity	2.90%	4.9%
Global Equity	15.00%	5.0%
International Developed Equity	11.14%	5.0%
Emerging Markets Equity	2.36%	6.2%
Fixed Income	25.00%	1.7%
Bank Loans	5.00%	2.0%
Real Estate	7.50%	4.7%
Private Equity	5.00%	6.5%
Total	100.00%	

*Geometric mean, net of investment expenses.

Discount Rate

The discount rate used to measure the Total Pension Liability at both June 30, 2013, and June 30, 2014, was 8 percent. The discount rate is reviewed as part of the actuarial experience study, which was last performed for the period July 1, 2006, through June 30, 2011. The actuarial experience study is reviewed by the NPERS Board, which must vote to change the discount rate.

The projection of cash flows used to determine the discount rate assumed that contributions from plan members will be made at the current contribution rate and contributions from employers and nonemployers will be made at the contractually required rates, actuarially determined. Based on those assumptions, the pension plans' fiduciary net position was projected to be available to make all projected future benefit payments of current plan members. Therefore, the long-term expected rate of return on pension plan investments was applied to all periods of projected benefit payment to determine the total pension liability. The projected future benefit payment for all current plan members were projected through 2113.

**SCHOOL DISTRICT #17 – MILLARD PUBLIC SCHOOLS
DOUGLAS COUNTY, NEBRASKA**

NOTES TO BASIC FINANCIAL STATEMENTS, CONTINUED

5. RETIREMENT PLAN, CONTINUED

Sensitivity of the District's Proportionate Share of the Net Pension Liability to Changes in the Discount Rate

The following presents the District's proportionate share of the net pension liability calculated using the discount rate of 8.0 percent, as well as what the District's proportionate share of the net pension liability would be if it were calculated using a discount rate that is 1-percentage-point lower (7.0 percent) or 1-percentage-point higher (9.0 percent) than the current rate:

	<u>Discount rate</u>	<u>District's proportionate Share of net pension liability</u>
1% decrease	7.0%	\$ 140,827,895
Current discount rate	8.0%	59,051,037
1% increase	9.0%	(8,912,786)

Plan Fiduciary Net Position

Detailed information about the Plan's fiduciary net position is available in the separately issued Nebraska Public Employees Retirement Systems Plan financial report. NPERS issues a publicly available financial report that includes financial statements and required supplementary information for NPERS. That report may be obtained by writing the NPERS, P.O. Box 94816, Lincoln, NE 68509-4816, by calling 1-800-245-5712 or via the internet at http://www.auditors.nebraska.gov/APA_Reports/2015/SA185-03112015-July_1_2013_through_June_30_2014_Audit_Report.pdf.

6. COMMITMENTS AND CONTINGENCIES

The commitments of the District mainly consist of bonds payable, lease commitments and risk management.

Bonds Payable

The following is a summary of general obligation transactions of the District for the year ended August 31, 2015:

Balance, August 31, 2014	\$ 148,485,000
Additions:	
New obligations	46,355,000
Deductions:	
Bonds refunded	(24,345,000)
Payment of principal	<u>(8,655,000)</u>
Balance, August 31, 2015	<u>\$ 161,840,000</u>

**SCHOOL DISTRICT #17 – MILLARD PUBLIC SCHOOLS
DOUGLAS COUNTY, NEBRASKA**

NOTES TO BASIC FINANCIAL STATEMENTS, CONTINUED

6. COMMITMENTS AND CONTINGENCIES, CONTINUED

The following is the bonded indebtedness of the District as of August 31, 2015:

<u>Issue Date</u>	<u>Interest Rate</u>	<u>Amount</u>	<u>Final Maturity Year</u>
May 1, 2010	1.9994%	\$ 8,870,000	2025
November 16, 2012	3.9814%	9,600,000	2019
May 9, 2013	3.6154%	47,365,000	2025
August 20, 2013	4.1518%	40,000,000	2034
June 17, 2014	3.8235%	9,650,000	2017
June 30, 2015	3.6749%	25,000,000	2035
June 30, 2015	5.0000%	<u>21,355,000</u>	2023
TOTAL		<u>\$ 161,840,000</u>	

Aggregate principal and interest payments applicable to the District's bonds subsequent to August 31, 2015 are as follows:

	<u>Principal</u>	<u>Interest</u>	<u>Total</u>
2016	\$ 8,325,000	\$ 6,168,250	\$ 14,493,250
2017	8,310,000	5,922,530	14,232,530
2018	8,760,000	5,593,030	14,353,030
2019	9,140,000	5,135,480	14,275,480
2020	9,840,000	4,871,580	14,711,580
2021-2025	52,465,000	18,125,400	70,590,400
2026-2030	29,400,000	10,275,375	39,675,375
2031-2035	<u>35,600,000</u>	<u>4,078,686</u>	<u>39,678,686</u>
TOTAL	<u>\$ 161,840,000</u>	<u>\$ 60,170,331</u>	<u>\$ 222,010,331</u>

On June 30, 2015, the District issued \$46,355,000 in general obligation and general obligation refunding bonds with an average interest rate of approximately 3.94% to provide resources for building projects and to advance refund \$21,355,000 of existing bonds dated May 1, 2010. These bonds were issued at a premium of \$3,802,903 and bond issue costs of \$242,649, resulting in net proceeds of \$49,915,254.

As a result of the \$21,355,000 advance refunding, the District decreased its total debt service payments over the next 20 years by approximately \$1,690,000, and obtained an economic gain (difference between present values of the debt service payments on the old and new debt) of approximately \$1,500,000.

**SCHOOL DISTRICT #17 – MILLARD PUBLIC SCHOOLS
DOUGLAS COUNTY, NEBRASKA**

NOTES TO BASIC FINANCIAL STATEMENTS, CONTINUED

6. COMMITMENTS AND CONTINGENCIES, CONTINUED

Lease Commitment

The District has non-cancelable operating lease agreements for the following:

- Thirty-five vans used for transportation of students in special education programs expiring on various dates through May 2020.
- Vehicles used by the administration and maintenance. These leases expire on various dates through May 2017.
- Several copiers used throughout the District expiring on various dates through 2021.

Future minimum lease payments for all leases are as follows:

<u>Fiscal Year-end:</u>	<u>Amount</u>
2016	\$ 376,659
2017	282,289
2018	143,169
2019	106,957
2020	56,770
2021	6,203

The total paid for lease commitments for the year ended August 31, 2015 was \$388,031 all of which was paid-out of the General Fund.

In 2008-09, Certificates of Participation ("COPS") of \$4,265,000 were issued to purchase the land and building at 13737 Industrial Road. In 2009-10, \$4,200,000 of COPS were issued to renovate the building to house the Warehouse, Distribution Center, Technology Division, and other various support departments. In 2011-12, \$3,710,000 of COPS were issued to fund the replacement of desktops and laptops in District buildings.

Future minimum lease payments related to these COPS are as follows:

<u>Fiscal Year-end:</u>	<u>Amount</u>	<u>Interest</u>	<u>Total</u>
2016	\$ 1,650,000	\$ 49,500	\$ 1,699,500

The total paid for these COPS lease commitments for the year ended August 31, 2015 was \$2,952,178, all paid out of the Special Building Fund.

Grant Program Involvement

The District participates in a number of state and federally assisted programs. These programs are subject to financial and compliance audits of various agencies and departments, many of which have not yet been performed. The District's management believes that the amount of expenditures, if any, which may be disallowed by the granting agencies would not be significant.

**SCHOOL DISTRICT #17 – MILLARD PUBLIC SCHOOLS
DOUGLAS COUNTY, NEBRASKA**

NOTES TO BASIC FINANCIAL STATEMENTS, CONTINUED

6. COMMITMENTS AND CONTINGENCIES, CONTINUED

Compensated Absences

As a result of the District's use of the cash basis of accounting, accrued liabilities related to compensated absences (sick leave only; vacation does not vest) and any employer-related costs earned and unpaid, are not reflected in the government-wide or fund financial statements. Under the District plan, faculty, administrators and some support staff are paid \$60 to \$135 per day for any sick leave accumulated over 80 days. Employees receive 12 days of sick leave per year and cannot accumulate over 80 days. Faculty and administrators' accumulated sick leave over 80 days is paid at the end of the fiscal year.

Voluntary Early Separation Plan

The District has established a Voluntary Early Separation Plan that allows certain employees to receive benefits from the District during the period beginning when they take early retirement until their benefits from the NPERS system begin. As of August 31, 2015, the District estimates their liability under this plan at \$9.909 million with the final obligations payable in fiscal year 2020.

Learning Community Legislation

In June, 2005, the Board of Education of the Omaha Public Schools ("OPS") adopted a resolution commonly referred to as "One City, One School District." The purpose of the resolution was to seek a "takeover" of the suburban school district surrounding OPS.

In response to the "One City, One School District Resolution," the Nebraska Legislature enacted (and the Governor signed into law) LB1024 (2006) which protected the boundaries of all of the suburban school districts, but brought all of the eleven school districts in the two county area around Omaha into an "umbrella" organization referred to as a "learning community." The legislation also provided for a division of OPS into 3 separate school districts.

Subsequent to the enactment of LB1024 (2006), litigation was commenced challenging its constitutionality. The litigation, however, was rendered moot after the legislature enacted LB 641 (2007). Under this new law, OPS will not be divided. The learning community concept, however, remained in place. The effective date for the creation of the new learning community was January, 2009. Under LB641 (2007), LB 988 (2008), and LB 545 (2009), the eleven school districts in the two county area began (in FY 2010) to operate under a common property tax levy for their general funds (not to exceed 95 cents per hundred dollars of valuation) and their building fund (not to exceed 2 cents). Each of the eleven districts may elect to levy an additional amount (not exceeding the statutory limit) for funding either its general fund or its building fund or both.

In October, 2009, some taxpayers in the Learning Community (most from Sarpy County) commenced legal proceedings to have the Learning Community common property tax levies declared unconstitutional. The first lawsuit was dismissed in 2010 without reaching the issue of the constitutionality of the levy. Almost immediately, new litigation was filed challenging the tax. On September 23, 2011, the Sarpy County District Court issued an opinion and order which ruled that the Learning Community tax statutes are in violation of Neb. Const. art. VIII, §1A because they are property taxes for state purposes, and are thus unconstitutional. An appeal to the Supreme Court was filed immediately by several of the Defendants (not the District) and on October 6, 2011, the Nebraska Supreme Court issued an order which stayed the execution of the District Court's decision, and on October 7, 2011, the Nebraska Supreme Court entered an order which expedited the briefing and oral argument process and schedule.

**SCHOOL DISTRICT #17 – MILLARD PUBLIC SCHOOLS
DOUGLAS COUNTY, NEBRASKA**

NOTES TO BASIC FINANCIAL STATEMENTS, CONTINUED

6. COMMITMENTS AND CONTINGENCIES, CONTINUED

Learning Community Legislation, continued

This decision raises numerous issues about the levying, payment and collection and disbursement of the \$0.95 of the District's total \$1.04 general fund tax levy. The District will be participating in the appeal so as to advocate that if the Learning Community tax statutes are held to be unconstitutional, the ruling should be prospective to the next fiscal year. If \$0.95 had not been levied by the Learning Community, the District would have levied the same, and so taxpayers would have paid the same amount and taxpayers would not be harmed by a prospective ruling.

Litigation

In addition, the District is involved in various legal actions whereby certain parties are making claims for damages. Management believes the outcome of these proceedings will not have any material financial impact on the District.

Arbitrage

Investment earnings from bond proceeds during the current fiscal year could be subject to arbitrage rebate and other tax matters. Currently, the District's management believes that there is no liability at year-end.

Risk Management

The District is exposed to various risks of loss related to torts, theft of, damage to, or destruction of assets; errors and omissions; injuries to employees; employees' health and life; and natural disasters.

Risk Management, Continued

The District manages these various risks of loss as follows:

<u>Type of Loss</u>	<u>Method Managed</u>	<u>Risk of Loss Retained</u>
a. Torts, errors and omissions	Self-funded and purchased insurance	Deductible
b. Health	Self-funded and purchased insurance	Stop-loss
c. Workers compensation- employee injuries	Purchased commercial insurance	None
d. General liability	Self-funded and purchased insurance	Stop-loss
e. Auto liability	Self-funded and purchased insurance	Stop-loss
f. School Board liability	Self-funded and purchased insurance	Stop-loss
g. Physical property loss and natural disasters	Purchased commercial insurance	Deductible

Management believes such coverage is sufficient to preclude any significant uninsured losses to the District. Settled claims resulting from these risks have not exceeded commercial insurance coverage in any of the past three fiscal years.

**SCHOOL DISTRICT #17 - MILLARD PUBLIC SCHOOLS
DOUGLAS COUNTY, NEBRASKA**

**BUDGETARY COMPARISON SCHEDULE - CASH BASIS -
GENERAL FUND**

FOR THE YEAR ENDED AUGUST 31, 2015

	Original & Final Budget	Actual	Variance with Budget Favorable (Unfavorable)
Budgetary fund balance, September 1, 2014		\$ 29,983,646	
Receipts:			
Local receipts:			
Local property taxes	\$ 91,479,581	90,807,662	\$ (671,919)
Motor vehicle taxes	11,000,000	10,988,583	(11,417)
Carline tax	5,000	22,004	17,004
Public power district sales tax	2,500,000	2,743,011	243,011
Tuition received from individuals - general education		284,937	284,937
Local fines and license fees	500,000	385,999	(114,001)
Contributions and donations		180	180
Community services activities		1,044	1,044
Other local receipts	170,000	5,460	(164,540)
	<u>105,654,581</u>	<u>105,238,880</u>	<u>(415,701)</u>
County receipts:			
County fines and license fees	1,200,000	913,177	(286,823)
State receipts:			
State aid	86,409,366	86,409,366	
Special education programs	11,200,000	12,220,472	1,020,472
Special education transportation	1,100,000	1,149,595	49,595
Pro rata motor vehicle		246,476	246,476
Homestead exemption		1,931,829	1,931,829
State apportionment	3,300,000	3,653,011	353,011
Textbook loan		64,820	64,820
Other state receipts		199,039	199,039
	<u>102,009,366</u>	<u>105,874,608</u>	<u>3,865,242</u>
Federal receipts:			
Title I	2,000,000	2,121,271	121,271
Special education - grants to states	1,186,326	1,260,080	73,754
Special education - additional funds	3,025,677	2,640,363	(385,314)
MEDICAID in public schools	300,000	380,040	80,040
Federal vocational and applied technology education	120,000	123,676	3,676
No child left behind	400,000	108,046	(291,954)
Other categorical	2,499,796	2,195,946	(303,850)
	<u>9,531,799</u>	<u>8,829,422</u>	<u>(702,377)</u>
Interest	2,500	1,696	(804)

See Notes to Other Supplementary Information - Budgetary Comparison Schedules.

**SCHOOL DISTRICT #17 - MILLARD PUBLIC SCHOOLS
DOUGLAS COUNTY, NEBRASKA**

**BUDGETARY COMPARISON SCHEDULE - CASH BASIS -
GENERAL FUND, CONTINUED**

FOR THE YEAR ENDED AUGUST 31, 2015

	Original & Final Budget	Actual	Variance with Budget Favorable (Unfavorable)
Receipts (continued):			
Non-revenue receipts:			
Sale of property		\$ 25,268	\$ 25,268
Other	\$ 461	13,965	13,504
	<u>461</u>	<u>39,233</u>	<u>38,772</u>
 Total receipts	 <u>\$ 218,398,707</u>	 <u>220,897,016</u>	 <u>2,498,309</u>
Disbursements:			
Non-special education	109,196,038	108,552,946	643,092
Special education programs	24,375,417	23,456,688	918,729
Support services - pupils	14,969,350	14,850,303	119,047
Support services - staff	10,216,210	10,583,984	(367,774)
Board of education	2,905,774	2,141,301	764,473
Executive administration services	2,969,252	2,763,761	205,491
Office of the principal	12,210,882	12,084,512	126,370
General administration - business services	5,389,414	6,952,172	(1,562,758)
Vehicle acquisition and maintenance	342,158	316,716	25,442
Support services - maintenance and operation of building and site	22,170,402	21,602,596	567,806
Support services - regular pupil transportation	2,090,661	2,074,936	15,725
Support services - school age special education transportation	2,821,587	2,616,540	205,047
Community services	28,500	3,145	25,355
State categorical programs	64,820	158,032	(93,212)
Federal programs and other categorical aid	6,326,686	7,654,338	(1,327,652)
Summer school	179,970	434,734	(254,764)
Other	2,073,729	1,133,313	940,416
Operational transfers to the Contingency fund	<u> </u>	<u>936,733</u>	<u>(936,733)</u>
 Total disbursements	 <u>218,330,850</u>	 <u>218,316,750</u>	 <u>14,099</u>
Excess (deficiency) of receipts over disbursements	<u>\$ 67,857</u>	<u>2,580,266</u>	<u>\$ 2,512,408</u>
Budgetary fund balance, August 31, 2015		<u>\$ 32,563,912</u>	

See Notes to Other Supplementary Information - Budgetary Comparison Schedules.

**SCHOOL DISTRICT #17 - MILLARD PUBLIC SCHOOLS
DOUGLAS COUNTY, NEBRASKA**

**BUDGETARY COMPARISON SCHEDULE - CASH BASIS -
SPECIAL BUILDING FUND**

FOR THE YEAR ENDED AUGUST 31, 2015

	Original & Final Budget	Actual	Variance with Budget Favorable (Unfavorable)
Budgetary fund balance, September 1, 2014		<u>\$ 34,852,390</u>	
Receipts:			
Local receipts:			
Local property taxes	\$ 2,775,300	2,484,198	\$ (291,102)
Carline taxes		200	200
Public power district sales tax		72,785	72,785
Other local receipts		416,488	416,488
State reimbursement:			
Homestead exemptions		40,733	40,733
Pro rata motor vehicle		5,870	5,870
Proceeds from issuance of bonds		25,536,953	25,536,953
Interest		2,996	2,996
Non-revenue receipts		<u>359,848</u>	<u>359,848</u>
Total receipts	<u>2,775,300</u>	<u>28,920,071</u>	<u>26,144,771</u>
Disbursements:			
Purchased services		2,076,042	(2,076,042)
Capital outlays		4,027,092	(4,027,092)
Building, acquisition and improvement	38,390,143	19,734,105	18,656,038
Lease payments		2,952,178	(2,952,178)
Other		<u>94,339</u>	<u>(94,339)</u>
Total disbursements	<u>38,390,143</u>	<u>28,883,756</u>	<u>9,506,387</u>
Excess (deficiency) of receipts over disbursements	<u>\$ (35,614,843)</u>	<u>36,315</u>	<u>\$ 35,651,158</u>
Budgetary fund balance, August 31, 2015		<u>\$ 34,888,705</u>	

See Notes to Other Supplementary Information - Budgetary Comparison Schedules.

**SCHOOL DISTRICT #17 - MILLARD PUBLIC SCHOOLS
DOUGLAS COUNTY, NEBRASKA**

**BUDGETARY COMPARISON SCHEDULE - CASH BASIS -
SCHOOL LUNCH FUND**

FOR THE YEAR ENDED AUGUST 31, 2015

	Original & Final Budget	Actual	Variance with Budget Favorable (Unfavorable)
Budgetary fund balance, September 1, 2014		\$ (1,222,755)	
Receipts:			
Sale of lunches/milk	\$ 10,800,000	6,860,467	\$ (3,939,533)
Interest	3,511	767	(2,744)
Local receipts	950,000	1,497,489	547,489
State reimbursement	30,000	45,089	15,089
Federal reimbursement	3,200,000	2,884,036	(315,964)
Total receipts	14,983,511	11,287,848	(3,695,663)
Disbursements:			
Salaries and benefits	5,410,000	4,850,801	559,199
Supplies and materials	1,030,000	150,883	879,117
Contracted services	7,060,000	6,594,659	465,341
Capital outlays	500,000	6,668	493,332
Other		175,148	(175,148)
Total disbursements	14,000,000	11,778,159	2,221,841
Excess (deficiency) of receipts over disbursements	\$ 983,511	(490,311)	\$ (1,473,822)
Budgetary fund balance, August 31, 2015		\$ (1,713,066)	

See Notes to Other Supplementary Information - Budgetary Comparison Schedules.

**SCHOOL DISTRICT #17 - MILLARD PUBLIC SCHOOLS
DOUGLAS COUNTY, NEBRASKA**

**BUDGETARY COMPARISON SCHEDULE - CASH BASIS -
EMPLOYEE BENEFIT FUND**

FOR THE YEAR ENDED AUGUST 31, 2015

	Original & Final Budget	Actual	Variance with Budget Favorable (Unfavorable)
Budgetary fund balance, September 1, 2014		\$ 4,755,052	
Receipts:			
Interest income		410	\$ 410
Other receipts	\$ 1,800,000	1,523,321	(276,679)
Operational transfers from the General fund	<u>28,000,000</u>	<u>26,237,900</u>	<u>(1,762,100)</u>
Total receipts	29,800,000	27,761,631	(2,038,369)
Disbursements:			
Purchased services	<u>35,095,134</u>	<u>27,894,353</u>	<u>7,200,781</u>
Excess (deficiency) of receipts over disbursements	<u>\$ (5,295,134)</u>	<u>(132,722)</u>	<u>\$ 5,162,412</u>
Budgetary fund balance, August 31, 2015		<u>\$ 4,622,330</u>	

See Notes to Other Supplementary Information - Budgetary Comparison Schedules.

**SCHOOL DISTRICT #17 - MILLARD PUBLIC SCHOOLS
DOUGLAS COUNTY, NEBRASKA**

**BUDGETARY COMPARISON SCHEDULE - CASH BASIS -
DEPRECIATION FUND**

FOR THE YEAR ENDED AUGUST 31, 2015

	Original & Final Budget	Actual	Variance with Budget Favorable (Unfavorable)
Budgetary fund balance, September 1, 2014		<u>\$ 8,253,462</u>	
Receipts:			
Interest income		758	\$ 758
Operational transfers from the General fund		<u>2,531,702</u>	<u>2,531,702</u>
Total receipts		<u>2,532,460</u>	<u>2,532,460</u>
Disbursements:			
Capital outlays:			
Furniture and equipment	\$ 8,997,194	422,753	8,574,441
Building and site acquisition and improvement		<u>220,363</u>	<u>(220,363)</u>
Total disbursements	<u>8,997,194</u>	<u>643,116</u>	<u>8,354,078</u>
Excess (deficiency) of receipts over disbursements	<u>\$ (8,997,194)</u>	<u>1,889,344</u>	<u>\$ 10,886,538</u>
Budgetary fund balance, August 31, 2015		<u>\$ 10,142,806</u>	

See Notes to Other Supplementary Information - Budgetary Comparison Schedules.

**SCHOOL DISTRICT #17 - MILLARD PUBLIC SCHOOLS
DOUGLAS COUNTY, NEBRASKA**

**BUDGETARY COMPARISON SCHEDULE - CASH BASIS -
CONTINGENCY FUND**

FOR THE YEAR ENDED AUGUST 31, 2015

	Original & Final Budget	Actual	Variance with Budget Favorable (Unfavorable)
Budgetary fund balance, September 1, 2014		<u>\$ 1,075,307</u>	
Receipts:			
Interest		119	\$ 119
Operational transfers from the General fund	<u>\$ 402,370</u>	<u>936,733</u>	<u>534,363</u>
Total receipts	<u>402,370</u>	<u>936,852</u>	<u>534,482</u>
Disbursements:			
Insurance claims	<u>1,000,000</u>	<u>34,702</u>	<u>965,298</u>
Total disbursements	<u>1,000,000</u>	<u>34,702</u>	<u>965,298</u>
Excess (deficiency) of receipts over disbursements	<u>\$ (597,630)</u>	<u>902,150</u>	<u>\$ 1,499,780</u>
Budgetary fund balance, August 31, 2015		<u>\$ 1,977,457</u>	

See Notes to Other Supplementary Information - Budgetary Comparison Schedules.

**SCHOOL DISTRICT #17 - MILLARD PUBLIC SCHOOLS
DOUGLAS COUNTY, NEBRASKA**

**BUDGETARY COMPARISON SCHEDULE - CASH BASIS -
BOND FUND**

FOR THE YEAR ENDED AUGUST 31, 2015

	Original Budget	Final Budget	Actual	Variance with Budget Favorable (Unfavorable)
Budgetary fund balance, September 1, 2014			\$ 19,334,322	
Receipts:				
Local receipts:				
Local property taxes	\$ 13,875,000	\$ 13,875,000	13,715,256	\$ (159,744)
Carline taxes			1,199	1,199
Public power district			363,942	363,942
State reimbursement:				
Homestead exemptions			206,355	206,355
Pro rata motor vehicle			35,631	35,631
Interest			1,158	1,158
Proceeds from sale of refunding bonds		24,500,000	24,378,301	(121,699)
Total receipts	13,875,000	38,375,000	38,701,842	326,842
Disbursements:				
Redemption of principal	8,655,000	8,655,000	8,655,000	
Payment to refunded bond escrow agent	1,000,000	25,500,000	24,378,301	1,121,699
Debt service interest	5,440,613	5,440,613	5,440,613	
Total disbursements	15,095,613	39,595,613	38,473,914	1,121,699
Excess (deficiency) of receipts over disbursements	\$ (1,220,613)	\$ (1,220,613)	227,928	\$ 1,448,541
Budgetary fund balance, August 31, 2015			\$ 19,562,250	

See Notes to Other Supplementary Information - Budgetary Comparison Schedules.

**SCHOOL DISTRICT #17 – MILLARD PUBLIC SCHOOLS
DOUGLAS COUNTY, NEBRASKA**

**NOTES TO OTHER SUPPLEMENTARY INFORMATION –
BUDGETARY COMPARISON SCHEDULES
FOR THE YEAR ENDED AUGUST 31, 2015**

1. BUDGETARY ACCOUNTING

The District prepares its budget for the Governmental Funds on the cash basis of accounting. This basis is consistent with the basis of accounting used in presenting the basic financial statements. Under this method of accounting, all unexpended appropriations lapse at the end of the budget year.

The term “Budgetary Fund Balance” used in these supplementary schedules is synonymous with the terms “Fund Balance – Cash Basis” used in the basic financial statements.

2. PRESENTATION

Government Auditing Standards requires that for reporting purposes, the General Fund include all activity of funds that do not generate a significant amount of revenues from outside sources. Therefore, in the fund financial statements, the Depreciation Fund, Employee Benefit Fund and Contingency Fund have been included in the General Fund since their revenues are mainly derived from transfers from the General Fund. However, since the Depreciation Fund, Employee Benefit Fund and Contingency Fund are required by State law to adopt their own budget, their respective budgetary schedules have been included here.

**SCHOOL DISTRICT #17 - MILLARD PUBLIC SCHOOLS
DOUGLAS COUNTY, NEBRASKA**

SCHEDULE OF CHANGES IN FUND BALANCES - CASH BASIS - GOVERNMENTAL FUNDS

FOR THE YEAR ENDED AUGUST 31, 2015

	General Fund	Contingency	Employee Benefit	Depreciation	Total General Funds	Special Revenue Funds		Debt Service/Bond Fund	Total Governmental Funds
						Special Building	School Lunch		
RECEIPTS:									
Local receipts	\$ 105,238,880				\$ 105,238,880	\$ 2,973,671	\$ 1,497,489	\$ 14,080,397	\$ 123,790,437
County receipts	913,177				913,177				913,177
State receipts	105,874,608				105,874,608	46,603	45,089	241,986	106,208,286
Federal receipts	8,829,422				8,829,422		2,884,036		11,713,458
Sales of lunches							6,860,467		6,860,467
Interest	1,696	\$ 119	\$ 410	\$ 758	2,983	2,996	767	1,158	7,904
Non-revenue receipts	39,233		1,523,321		1,562,554	359,848			1,922,402
TOTAL RECEIPTS	220,897,016	119	1,523,731	758	222,421,624	3,383,118	11,287,848	14,323,541	251,416,131
DISBURSEMENTS:									
Instructional services	111,111,402				111,111,402				111,111,402
Support services	77,499,013				77,499,013				77,499,013
Other salaries and benefits							4,850,801		4,850,801
Supplies and materials							150,883		150,883
Purchased services			27,894,353		27,894,353	2,076,042	6,594,659		36,565,054
Capital outlay				422,753	422,753	4,027,092	6,668		4,456,513
Building and site acquisition and improvement				220,363	220,363	19,734,105			19,954,468
Other		34,702			34,702	94,339	175,148		304,189
Redemption of principal						2,768,198		8,655,000	11,423,198
Debt service interest						183,980		5,440,613	5,624,593
TOTAL DISBURSEMENTS	188,610,415	34,702	27,894,353	643,116	217,182,586	28,883,756	11,778,159	14,095,613	271,940,114
EXCESS (DEFICIENCY) OF RECEIPTS OVER DISBURSEMENTS	32,286,601	(34,583)	(26,370,622)	(642,358)	5,239,038	(25,500,638)	(490,311)	227,928	(20,523,983)
OTHER FINANCING SOURCES (USES):									
Proceeds from issuance of bonds payable						25,536,953			25,536,953
Premium on refunding bonds issued								24,378,301	24,378,301
Payment to refunded bond escrow agent								(24,378,301)	(24,378,301)
Transfers in		936,733	26,237,900	2,531,702	29,706,335				29,706,335
Transfers out	(29,706,335)				(29,706,335)				(29,706,335)
TOTAL OTHER FINANCING SOURCES (USES)	(29,706,335)	936,733	26,237,900	2,531,702		25,536,953			25,536,953
EXCESS (DEFICIENCY) OF RECEIPTS AND OTHER FINANCING SOURCES OVER DISBURSEMENTS AND OTHER FINANCING USES	2,580,266	902,150	(132,722)	1,889,344	5,239,038	36,315	(490,311)	227,928	5,012,970
FUND BALANCE - beginning of year	29,983,646	1,075,307	4,755,052	8,253,462	44,067,467	34,852,390	(1,222,755)	19,334,322	97,031,424
FUND BALANCE - end of year	\$ 32,563,912	\$ 1,977,457	\$ 4,622,330	\$ 10,142,806	\$ 49,306,505	\$ 34,888,705	\$ (1,713,066)	\$ 19,562,250	\$ 102,044,394

**SCHOOL DISTRICT #17 - MILLARD PUBLIC SCHOOLS
DOUGLAS COUNTY, NEBRASKA**

SCHEDULE OF EXPENDITURES OF FEDERAL AWARDS

FOR THE YEAR ENDED AUGUST 31, 2015

<u>Federal Grantor/Pass Through Entity/ Program Title</u>	<u>Federal CFDA Number</u>	<u>Expenditures</u>
U.S. DEPARTMENT OF AGRICULTURE - CHILD NUTRITION CLUSTER:		
<i>Passed through Nebraska Department of Education</i>		
National School Lunch Program	10.555	\$ 2,929,126
<i>Passed through the Nebraska Department of Health and Human Services</i>		
Food Distribution Program	10.550	<u>926,915</u>
Total U.S. Department of Agriculture		<u>3,856,041</u>
U.S. DEPARTMENT OF EDUCATION:		
<i>Passed through Nebraska Department of Education</i>		
TITLE I, PART A CLUSTER		
Title I of the Elementary and Secondary Education Act	84.010	<u>1,559,108</u>
Total Title I, Part A Cluster		<u>1,559,108</u>
SPECIAL EDUCATION CLUSTER (IDEA)		
Special Education - Grants to States (IDEA, Part B)	84.027	4,135,442
Special Education - Preschool Grants (IDEA Preschool)	84.173	<u>277,942</u>
Total Special Education Cluster (IDEA)		<u>4,413,384</u>
EARLY INTERVENTION SERVICES (IDEA) CLUSTER		
IDEA Part C Ages Birth - 3	84.181	<u>22,857</u>
Total Early Intervention Services (IDEA) Cluster		<u>22,857</u>
Perkins Grant	84.048	129,139
English Language Acquisition - Title III	84.365	72,359
Improving Teacher Quality - Title II, A	84.367	273,324
State Personnel Development	84.323	<u>48,639</u>
Total U.S. Department of Education		<u>6,518,810</u>
U.S. DEPARTMENT OF HEALTH AND HUMAN SERVICES - MEDICAID CLUSTER:		
<i>Passed through Nebraska Department of Health and Human Services System</i>		
Medical Assistance Program	93.778	<u>380,040</u>
TOTAL		<u>\$ 10,754,891</u>

See Note to the Schedule of Expenditures of Federal Awards.

**SCHOOL DISTRICT #17 – MILLARD PUBLIC SCHOOLS
DOUGLAS COUNTY, NEBRASKA**

**NOTES TO SCHEDULE OF
EXPENDITURES OF FEDERAL AWARDS
FOR THE YEAR ENDED AUGUST 31, 2015**

1. SUMMARY OF SIGNIFICANT ACCOUNTING POLICIES

Basis of Presentation – The accompanying Schedule of Expenditures of Federal Awards has been prepared on a cash basis of accounting with the exception of commodities received under the food distribution of \$592,955. Under this method, expenditures are recognized when disbursements are made. Some programs are funded jointly by District appropriations and Federal funds.

Expenditure Presentation – Expenditures of Federal funds for the National School Lunch Program, Medicaid in Public Schools and Food Distribution are not separately identifiable in the accounting records of the District. These programs are jointly funded with District monies and expenditures and are not required to be accumulated in the accounting records by funding source. For report purposes, the amount of Federal expenditures is shown equal to the amount of Federal funds received.

Program Activity – Various reimbursement procedures are used for Federal awards received by the District. Additionally, most Federal grant periods end June 30, while the District's year-end is August 31. Consequently, timing differences between expenditures and program reimbursement can exist at the beginning and end of the year. These timing differences will be resolved over the term of the grants.

2. REPORTING ENTITY

The District, for purposes of the Schedule of Expenditures of Federal Awards, includes all funds for which the District is financially accountable.

3. PASS-THROUGH AWARDS

The District receives certain federal awards in the form of pass-through awards from the State of Nebraska and other various agencies. Such amounts received as pass-through awards are specifically identified on the Schedule of Expenditures of Federal Awards.

4. NON-CASH AWARDS

The National School Lunch Program involves both cash and non-cash awards to the District. Such non-cash awards consist of donated commodities which are separately identified in the Schedule of Expenditures of Federal Awards. Donated commodity expenditures are determined on a first-in, first-out basis.

5. CONTINGENCIES

The District receives funds under various federal grant programs and such assistance is to be expended in accordance with the provisions of the various grants. Compliance with the grants is subject to audit by various government agencies, which may impose sanctions in the event of non-compliance. Management believes that they have complied with all aspects of the various grant provisions and the results of adjustments, if any, relating to such audits would not have any material financial impact.

HSMC ORIZON LLC

CPAs, BUSINESS & TECHNOLOGY CONSULTANTS

16924 FRANCES STREET

OMAHA, NEBRASKA 68130

**HSMC • ORIZON**

KANSAS CITY • OMAHA

402.330.7008 / PHONE

402.330.6851 / FAX

www.hsmcorizon.com

November 5, 2015

**INDEPENDENT AUDITOR'S REPORT ON INTERNAL CONTROL OVER
FINANCIAL REPORTING AND ON COMPLIANCE AND OTHER MATTERS
BASED ON AN AUDIT OF FINANCIAL STATEMENTS PERFORMED IN
ACCORDANCE WITH GOVERNMENT AUDITING STANDARDS**

Board of Education

School District #17 – Millard Public Schools

Douglas County, Nebraska

We have audited, in accordance with the auditing standards generally accepted in the United States of America and the standards applicable to financial audits contained in *Government Auditing Standards* issued by the Comptroller General of the United States, the financial statements of the governmental activities and each major fund of School District #17 – Millard Public Schools, Douglas County, Nebraska (the "District"), as of and for the year ended August 31, 2015, and the related notes to the financial statements, which collectively comprise the District's basic financial statements, and have issued our report thereon dated November 5, 2015

Internal Control Over Financial Reporting

In planning and performing our audit of the financial statements, we considered the District's internal control over financial reporting (internal control) to determine the audit procedures that are appropriate in the circumstances for the purpose of expressing our opinions on the financial statements, but not for the purpose of expressing an opinion on the effectiveness of the District's internal control. Accordingly, we do not express an opinion on the effectiveness of the District's internal control.

A deficiency in internal control exists when the design or operation of a control does not allow management or employees, in the normal course of performing their assigned functions, to prevent, or detect and correct, misstatements on a timely basis. *A material weakness* is a deficiency, or a combination of deficiencies, in internal control, such that there is a reasonable possibility that a material misstatement of the District's financial statements will not be prevented, or detected and corrected on a timely basis. *A significant deficiency* is a deficiency, or a combination of deficiencies, in internal control that is less severe than a material weakness, yet important enough to merit attention by those charged with governance.

Our consideration of internal control was for the limited purpose described in the first paragraph of this section and was not designed to identify all deficiencies in internal control that might be material weaknesses or, significant deficiencies. Given these limitations, during our audit we did not identify any deficiencies in internal control that we consider to be material weaknesses. However, material weaknesses may exist that have not been identified.

Compliance and Other Matters

As part of obtaining reasonable assurance about whether the District's financial statements are free from material misstatement, we performed tests of its compliance with certain provisions of laws, regulations, contracts, and grant agreements, noncompliance with which could have a direct and material effect on the determination of financial statement amounts. However, providing an opinion on compliance with those provisions was not an objective of our audit, and accordingly, we do not express such an opinion. The results of our tests disclosed no instances of noncompliance or other matters that are required to be reported under *Government Auditing Standards*.

Purpose of this Report

The purpose of this report is solely to describe the scope of our testing of internal control and compliance and the results of that testing, and not to provide an opinion on the effectiveness of the entity's internal control or on compliance. This report is an integral part of an audit performed in accordance with *Government Auditing Standards* in considering the entity's internal control and compliance. Accordingly, this communication is not suitable for any other purpose.


HSMC ORIZON LLC

HSMC ORIZON LLC
 CPAs, BUSINESS & TECHNOLOGY CONSULTANTS
 16924 FRANCES STREET
 OMAHA, NEBRASKA 68130



402.330.7008 / PHONE
 402.330.6851 / FAX
 www.hsmcorizon.com

November 5, 2015

**INDEPENDENT AUDITOR'S REPORT ON COMPLIANCE FOR EACH
 MAJOR PROGRAM AND ON INTERNAL CONTROL OVER COMPLIANCE
 REQUIRED BY OMB CIRCULAR A-133**

Board of Education
School District #17 – Millard Public Schools
 Douglas County, Nebraska

Report on Compliance for Each Major Federal Program

We have audited School District #17 – Millard Public Schools, Douglas County, Nebraska (the "District") compliance with the types of compliance requirements described in the *OMB Circular A-133 Compliance Supplement* that could have a direct and material effect on each of District's major federal programs for the year ended August 31, 2015. The District's major federal programs are identified in the summary of auditor's results section of the accompanying schedule of findings and questioned costs.

Management's Responsibility

Management is responsible for compliance with the requirements of laws, regulations, contracts, and grants applicable to its federal programs.

Auditor's Responsibility

Our responsibility is to express an opinion on compliance for each of the District's major federal programs based on our audit of the types of compliance requirements referred to above. We conducted our audit of compliance in accordance with auditing standards generally accepted in the United States of America; the standards applicable to financial audits contained in *Government Auditing Standards*, issued by the Comptroller General of the United States; and OMB Circular A-133, *Audits of States, Local Governments, and Non-Profit Organizations*. Those standards and OMB Circular A-133 require that we plan and perform the audit to obtain reasonable assurance about whether noncompliance with the types of compliance requirements referred to above that could have a direct and material effect on a major federal program occurred. An audit includes examining, on a test basis, evidence about the District's compliance with those requirements and performing such other procedures as we considered necessary in the circumstances.

We believe that our audit provides a reasonable basis for our opinion on compliance for each major federal program. However, our audit does not provide a legal determination of the District's compliance.

Opinion on Each Major Federal Program

In our opinion, the District, complied, in all material respects, with the types of compliance requirements referred to above that could have a direct and material effect on each of its major federal programs for the year ended August 31, 2015.

Report on Internal Control Over Compliance

Management of the District, is responsible for establishing and maintaining effective internal control over compliance with the types of compliance requirements referred to above. In planning and performing our audit of compliance, we considered the District's internal control over compliance with the types of requirements that could have a direct and material effect on each major federal program to determine the auditing procedures that are appropriate in the circumstances for the purpose of expressing an opinion on compliance for each major federal program and to test and report on internal control over compliance in accordance with OMB Circular A-133, but not for the purpose of expressing an opinion on the effectiveness of internal control over compliance. Accordingly, we do not express an opinion on the effectiveness of the District's internal control over compliance.

A deficiency in internal control over compliance exists when the design or operation of a control over compliance does not allow management or employees, in the normal course of performing their assigned functions, to prevent, or detect and correct, noncompliance with a type of compliance requirement of a federal program on a timely basis. *A material weakness in internal control over compliance* is a deficiency, or combination of deficiencies, in internal control over compliance, such that there is a reasonable possibility that material noncompliance with a type of compliance requirement of a federal program will not be prevented, or detected and corrected, on a timely basis. *A significant deficiency in internal control over compliance* is a deficiency, or a combination of deficiencies, in internal control over compliance with a type of compliance requirement of a federal program that is less severe than a material weakness in internal control over compliance, yet important enough to merit attention by those charged with governance.

Our consideration of internal control over compliance was for the limited purpose described in the first paragraph of this section and was not designed to identify all deficiencies in internal control over compliance that might be material weaknesses or significant deficiencies. We did not identify any deficiencies in internal control over compliance that we consider to be material weaknesses. However, material weaknesses may exist that have not been identified.

The purpose of this report on internal control over compliance is solely to describe the scope of our testing of internal control over compliance and the results of that testing based on the requirements of OMB Circular A-133. Accordingly, this report is not suitable for any other purpose.



HSMC ORIZON LLC

**SCHOOL DISTRICT #17 – MILLARD PUBLIC SCHOOLS
DOUGLAS COUNTY, NEBRASKA**

**SCHEDULE OF FINDINGS AND QUESTIONED COSTS
FOR THE YEAR ENDED AUGUST 31, 2015**

Section I: Summary of Auditor's Results

Financial Statements

Type of auditor's report issued: Unmodified

Internal control over financial reporting:

Are any material weaknesses identified?	___ Yes	<u>X</u> No
Are any significant deficiencies identified not considered to be material weaknesses?	___ Yes	<u>X</u> None Reported
Is any noncompliance material to financial statements noted?	___ Yes	<u>X</u> No

Federal Awards

Type of auditor's report issued on compliance for major programs: Unqualified

Internal control over major program compliance:

Are any material weaknesses identified?	___ Yes	<u>X</u> No
Are any significant deficiencies identified not considered to be material weaknesses?	___ Yes	<u>X</u> None Reported
Are any audit findings disclosed that are required to be reported in accordance with U.S. <u>Office of Management and Budget Circular A-133, Audits of State, Local Governments, and Non-Profit Organizations, Section .510(a)</u> ?	___ Yes	<u>X</u> No

Identification of major programs:

Child Nutrition Cluster 10.555	National School Lunch Program & Food Distribution Program
Medicaid Cluster 93.778	Medical Assistance Program
Title 1, Part A Cluster 84.010	Title 1

Enter the dollar threshold used to distinguish between Type A and Type B programs:	\$ 322,647
Is the auditee qualified as a low-risk auditee?	Yes <input type="checkbox"/> No <input checked="" type="checkbox"/>

Section II: Financial Statement Findings

None

Section III: Federal Awards Findings and Questioned Costs

None

**SCHOOL DISTRICT #17 – MILLARD PUBLIC SCHOOLS
DOUGLAS COUNTY, NEBRASKA**

**SUMMARY SCHEDULE OF PRIOR AUDIT FINDINGS
FOR THE YEAR ENDED AUGUST 31, 2015**

FINANCIAL STATEMENT FINDINGS

None reported.

FEDERAL AWARD FINDINGS AND QUESTIONED COSTS

None reported.

HSMC ORIZON LLC
 CPAs, BUSINESS & TECHNOLOGY CONSULTANTS
 16924 FRANCES STREET
 OMAHA, NEBRASKA 68130



402.330.7008 / PHONE
 402.330.6851 / FAX
www.hsmcorizon.com

November 5, 2015

Board of Education
School District #17 – Millard Public Schools
 Douglas County, Nebraska

We have audited the financial statements of the governmental activities, each major fund, and the aggregate remaining fund information of School District #17 – Millard Public Schools, Douglas County, Nebraska (the “District”) for the year ended August 31, 2015. Professional standards require that we provide you with information about our responsibilities under generally accepted auditing standards and *Government Auditing Standards* and OMB Circular A-133, as well as certain information related to the planned scope and timing of our audit. We have communicated such information in our letter to you dated September 29, 2014. Professional standards also require that we communicate to you the following information related to our audit.

Significant Audit Findings

Qualitative Aspects of Accounting Practices

Management is responsible for the selection and use of appropriate accounting policies. The significant accounting policies used by the District are described in Note 1 to the financial statements. No new accounting policies were adopted and the application of existing policies was not changed during the year ended August 31, 2015. We noted no transactions entered into by the District during the year for which there is a lack of authoritative guidance or consensus. All significant transactions have been recognized in the financial statements in the proper period.

Accounting estimates are an integral part of the financial statements prepared by management and are based on management's knowledge and experience about past and current events and assumptions about future events. Certain accounting estimates are particularly sensitive because of their significance to the financial statements and because of the possibility that future events affecting them may differ significantly from those expected. However, there are no significant estimates required under the basis of accounting described in Note 1 to the financial statements.

Certain financial statement disclosures are particularly sensitive because of their significance to financial statement users. The most sensitive disclosures affecting the financial statements relate to the risks associated with deposits and commitments and contingencies of the District and are particularly sensitive because of their significance to the financial statement users.

The financial statement disclosures are neutral, consistent, and clear.

Difficulties Encountered in Performing the Audit

We encountered no significant difficulties in dealing with management in performing and completing our audit.

Board of Education
School District #17 – Millard Public Schools
November 5, 2015
Page Two

Corrected and Uncorrected Misstatements

Professional standards require us to accumulate all known and likely misstatements identified during the audit, other than those that are clearly trivial, and communicate them to the appropriate level of management. Management has corrected all such misstatements. There were no known or likely misstatements to report. In addition, none of the misstatements detected as a result of audit procedures and corrected by management were material, either individually or in the aggregate, to each opinion unit's financial statements taken as a whole.

Disagreements with Management

For purposes of this letter, a disagreement with management is a financial accounting, reporting, or auditing matter, whether or not resolved to our satisfaction, that could be significant to the financial statements or the auditor's report. We are pleased to report that no such disagreements arose during the course of our audit.

Management Representations

We have requested certain representations from management that are included in the management representation letter dated November 5, 2015. A copy of this letter is maintained by us.

Management Consultations with Other Independent Accountants

In some cases, management may decide to consult with other accountants about auditing and accounting matters, similar to obtaining a "second opinion" on certain situations. If a consultation involves application of an accounting principle to the District's financial statements or a determination of the type of auditor's opinion that may be expressed on those statements, our professional standards require the consulting accountant to check with us to determine that the consultant has all the relevant facts. To our knowledge, there were no such consultations with other accountants.

Other Audit Findings or Issues

We generally discuss a variety of matters, including the application of accounting principles and auditing standards, with management each year prior to retention as the District's auditors. However, these discussions occurred in the normal course of our professional relationship and our responses were not a condition to our retention.

Other Matters

We were engaged to report on the schedule of expenditures of federal awards, which accompany the financial statements but are not required supplementary information. With respect to this supplementary information, we made certain inquiries of management and evaluated the form, content, and methods of preparing the information to determine that the information complies with the cash basis of accounting described in Note 1 to the financial statements, the method of preparing it has not changed from the prior period, and the information is appropriate and complete in relation to our audit of the financial statements. We compared and reconciled the supplementary information to the underlying accounting records used to prepare the financial statements or to the financial statements themselves.

Board of Education
School District #17 – Millard Public Schools
November 5, 2015
Page Three

We were not engaged to report on the budgetary comparison information, which accompany the financial statements but are not required supplementary information. We did not audit or perform other procedures on this other information and we do not express an opinion or provide any assurance on it.


Restriction on Use

This information is intended solely for the use of the Board of Education and management of School District #17 – Millard Public Schools, Douglas County, Nebraska and is not intended to be, and should not be, used by anyone other than these specified parties.

HSMC Orizon LLC

HSMC ORIZON LLC

AGENDA SUMMARY SHEET

AGENDA ITEM:	Designation of Official Depositories
MEETING DATE:	January 4, 2016
DEPARTMENT:	General Administration
TITLE & BRIEF DESCRIPTION:	Designation of Official Depositories – Taking official action to designate which institutions will be used for depositing school district funds during the coming year.
ACTION DESIRED:	Approval <u> x </u> Discussion <u> </u> Information Only <u> </u> .
BACKGROUND:	<p>School districts are required by Nebraska statutes to officially designate the financial institutions they will be using for the purpose of depositing funds. This action is taken at the organizational meeting in January of each year.</p> <p>Currently, the First National Bank of Omaha is providing all of our banking services except for some activity fund related services which are provided by US Bank, Core Bank and First Westroads Bank.</p> <p>School district funds are also invested in the Nebraska Liquid Asset Fund. This is a statewide investment pool that provides secured short-term investment opportunities for Nebraska school districts and ESU's.</p>
OPTIONS AND ALTERNATIVES:	We could change depository institutions to other qualified institutions.
RECOMMENDATION:	It is recommended that the district designate the First National Bank of Omaha and the Nebraska Liquid Asset Fund as the primary depositories for school district funds with the further designation of US Bank, CORE Bank and First Westroads Bank for school activity fund deposits.
STRATEGIC PLAN REFERENCE:	n/a
IMPLICATIONS OF ADOPTION/REJECTION:	n/a
TIMELINE:	Immediate
RESPONSIBLE PERSON:	Chris Hughes, Accounting Manager; and, Ken Fossen, Associate Superintendent (General Administration)
SUPERINTENDENT'S APPROVAL:	

AGENDA SUMMARY SHEET

AGENDA ITEM:
MEETING DATE: Monday, January 4, 2016

DEPARTMENT: Superintendent's Office

TITLE AND BRIEF DESCRIPTION: Designation of Official Newspaper

ACTION DESIRED: Approval ☒ Information Only ☐

BACKGROUND: In accordance with Nebraska law and district policy, advance publicized notice is made before regular and special Board of Education meetings by a method designated by the Board and recorded in the minutes.

Since January 12, 2004, the Daily Record has been designated as the official newspaper. The Daily Record also is the official newspaper for the City of Omaha and County of Douglas. In the event that a special meeting is called after the deadline has passed for the Daily Record, the meeting is advertised in the World-Herald or the Midlands Business Journal.

In addition to publication in the official newspaper, the Board of Education meeting schedule is listed in the district's electronic calendar which shows on both the district website and mobile app. Upcoming meetings are also noted in the MPS Newsletter and the district blog, Proud2bMPS.com. Agendas are placed on the website on Fridays before the meetings.

OPTIONS AND ALTERNATIVES: The Daily Record charges 60 cents per line; circulation is 3,100. The Midlands Business Journal charges 68 cents per line for the first week and 60 cents each additional week; circulation is 5,000. The World-Herald charges \$6.75 per line for the weekday daily rate; circulation is 118,247. The World-Herald charges \$8.20 per line for Sunday; circulation is 144,202. The average notice runs about 10 lines.


RECOMMENDATION: Continue to publish legal notices of regular and special meetings of the Board of Education in The Daily Record, unless the deadline dictates publication in the World-Herald or Midlands Business Journal.

STRATEGIC PLAN REFERENCE: Parameter: We will always communicate effectively, both internally and externally, in order to implement our Strategic Plan, operate our schools, and maintain high levels of community support.


IMPLICATIONS OF ADOPTION/REJECTION: N/A

TIMELINE: N/A

PERSON RESPONSIBLE: Rebecca Kleeman

SUPERINTENDENT APPROVAL: _____  _____

AGENDA SUMMARY SHEET

AGENDA ITEM:	Award of Contract for Abbott Lighting Project
MEETING DATE:	January 4, 2016
DEPARTMENT:	General Administration
TITLE & BRIEF DESCRIPTION:	Award of Contract for Abbott Lighting Project – The replacement of old lighting in Abbott with newer, more energy efficient, lighting.
ACTION DESIRED:	Approval <u> x </u> Discussion <u> </u> Information Only <u> </u> .
BACKGROUND:	<p>This is one of the energy efficiency lighting projects discussed earlier with the board and is being funded via the increased contingency reserve accumulated in the 2013 bond issue projects.</p> <p>For more information, see the attached Engineer's Letter and Bid Tab.</p> <p>Andy Lang (Morrissey Engineering) will be present to address the board and answer questions.</p>
OPTIONS AND ALTERNATIVES:	n/a
RECOMMENDATION:	It is recommended that the contract for the Abbott Elementary School Lighting Project be awarded to Atlas Electric in the amount of \$298,400 and that the associate superintendent for general administration be authorized to execute any and all documents related to such project.
STRATEGIC PLAN REFERENCE:	n/a
IMPLICATIONS OF ADOPTION/REJECTION:	n/a
TIMELINE:	Immediate
RESPONSIBLE PERSON:	Ken Fossen, Associate Superintendent (General Administration)
SUPERINTENDENT'S APPROVAL:	<div style="display: flex; align-items: center;"> <div style="margin-right: 10px;">—</div>  </div>



mechanical | electrical | technology | commissioning

December 29, 2015

Millard Public Schools
5606 South 147th Street
Omaha, NE 68137

Attn: Dr. Ken Fossen

Project #15284: Abbott Elementary Lighting Upgrade
RE: Bid Proposals dated December 29, 2015

Ken:

Bids were received for the Abbott Elementary Lighting Upgrade Project in Conference Room B at the Don Stroh Administration Center on December 29, 2015 at 10:00 a.m. Per the attached bid tab, four bids were received. The low base bid was submitted by Atlas Electric in the amount of \$298,400 (two hundred ninety eight thousand four hundred dollars). Atlas Electric has satisfactorily completed many projects with Morrissey Engineering including past projects for MPS.

The bid amount of \$298,400 is well below the project estimate of \$342,500. We are pleased with the amount of interest this project received and find the bids very favorable. All of the bids were below the projected budget.

Atlas Electric indicated on their Bid Proposal they would finish by July 29, 2016 per the specifications.

We recommend a contract be awarded to Atlas Electric in the amount of \$298,400 (two hundred ninety eight thousand four hundred dollars).

Please advise if you require any additional information.

Sincerely,

A handwritten signature in blue ink, appearing to read 'A. Lang'.

Andrew Lang, PE

Enclosure

c: Steve Mainelli - Millard Public Schools

PROJECT: MPS Abbott Elementary - Lighting Upgrade

BID DATE: 12/29/2015

BID TIME: 10:00 a.m.

MEI PROJECT NO.: 15284




BID TABULATION

BIDDERS	Base Bid	Addendum #1	Bid Bond	Comments
Atlas Electric	\$298,400	Y	Y	
Baxter Kenworthy	\$326,151	Y	Y	
Superior Lighting	\$309,436	Y	Y	
Signature Electric / D&J	\$337,688	Y	Y	

To replace existing T12 lighting system complete as described in construction documents dated 12/08/2015 for
Abbott Elementary - Lighting Upgrade

AGENDA SUMMARY SHEET

AGENDA ITEM:	Approval of Construction Documents for the Neihardt Elementary School Project
MEETING DATE:	January 4, 2016
DEPARTMENT:	General Administration
TITLE & BRIEF DESCRIPTION:	Approval of Construction Documents for Neihardt Elementary School Project – the last step in the construction process before receiving/awarding bids.
ACTION DESIRED:	Approval <u> x </u> Discussion <u> </u> Information Only <u> </u> .
BACKGROUND:	<p>The progressive steps for construction projects are as follows:</p> <ol style="list-style-type: none"> 1. Schematic Design (SD) * <ul style="list-style-type: none"> - “30 thousand feet view” – initial design and cost estimates 2. Design Development (DD) <ul style="list-style-type: none"> - “10 thousand feet view” – refined design and cost estimates 3. Construction Documents (CD) * <ul style="list-style-type: none"> - “Pattern altitude view” – final design and cost estimates plus all of the information necessary for contractors to bid the project. 4. Bidding/Awarding of Contract (BA) * <ul style="list-style-type: none"> - The receipt and opening of bids and the presentation to the board for the award of the construction contract. 5. Contract Administration (CA) <ul style="list-style-type: none"> - Supervision and documentation of the construction project. <p style="text-align: center;">* Board Meeting Presentations</p> <p>Attached are the floor plans and cost estimate for the Neihardt Elementary School project. It is one of the projects aimed at enclosing classrooms that were originally built under the “open classroom” concept. A complete set of the construction documents is available for review at the Support Service Center. The project cost estimates are within the budget.</p> <p>Mike Purdy (Purdy & Slack Architects) will be present to address the board.</p>
OPTIONS AND ALTERNATIVES:	n/a
RECOMMENDATION:	It is recommended that the construction documents for the Neihardt Elementary School project be approved as submitted.
STRATEGIC PLAN REFERENCE:	n/a
IMPLICATIONS OF ADOPTION/REJECTION:	n/a
TIMELINE:	Immediate
RESPONSIBLE PERSON:	Purdy & Slack Architects; Sampson Construction (CMa); and Ken Fossen
SUPERINTENDENT'S APPROVAL:	

NEIHARDT ELEMENTARY

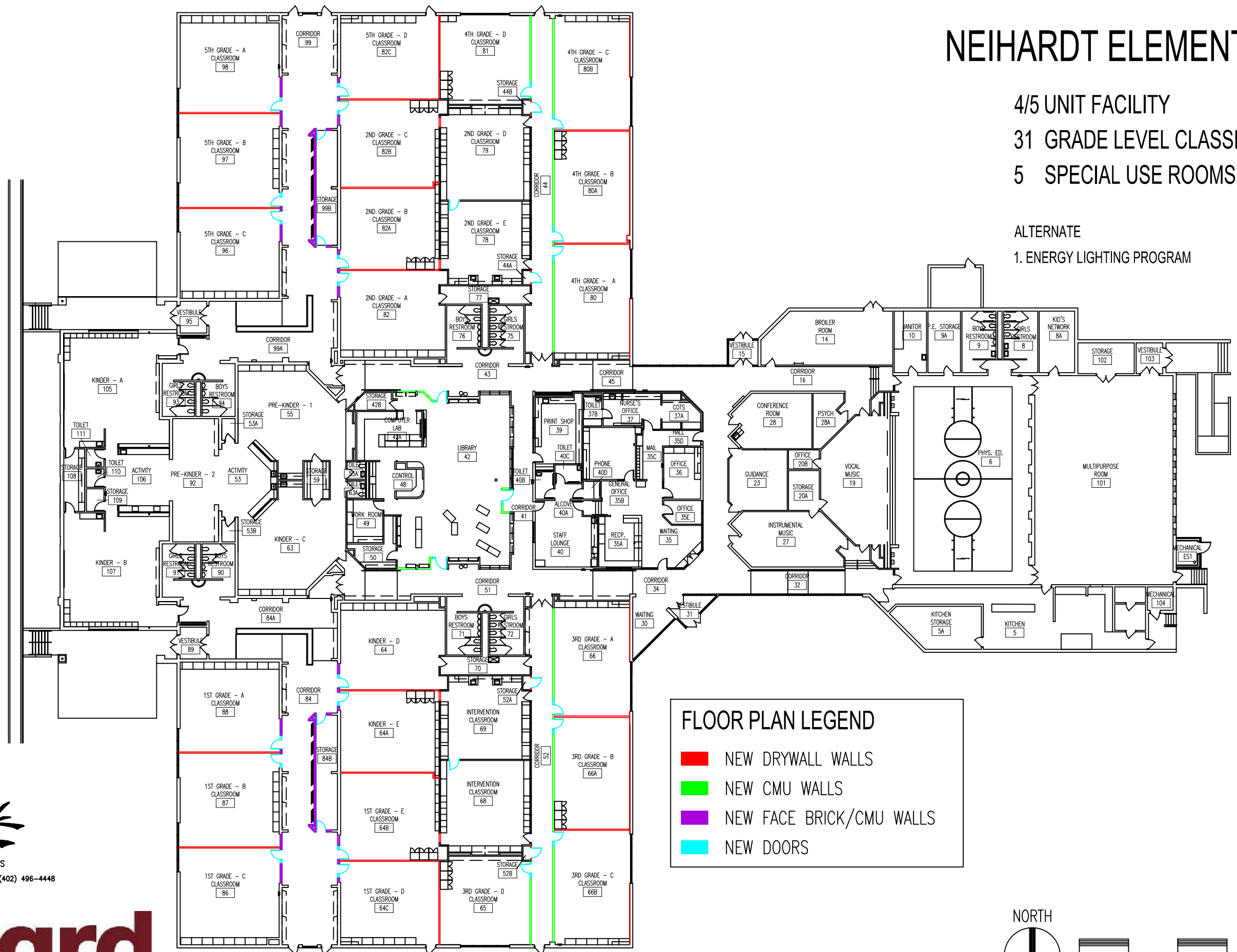
4/5 UNIT FACILITY

31 GRADE LEVEL CLASSROOMS

5 SPECIAL USE ROOMS

ALTERNATE

1. ENERGY LIGHTING PROGRAM



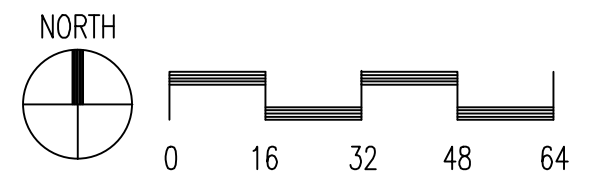
FLOOR PLAN LEGEND

- NEW DRYWALL WALLS
- NEW CMU WALLS
- NEW FACE BRICK/CMU WALLS
- NEW DOORS

Purdy & Slack
ARCHITECTS
11919 Grant Street Suite 200 Omaha, Nebraska 68164 (402) 496-4448

millard
PUBLIC SCHOOLS

CONSTRUCTION DOCUMENT PLAN - ARCHITECTURAL CHANGES

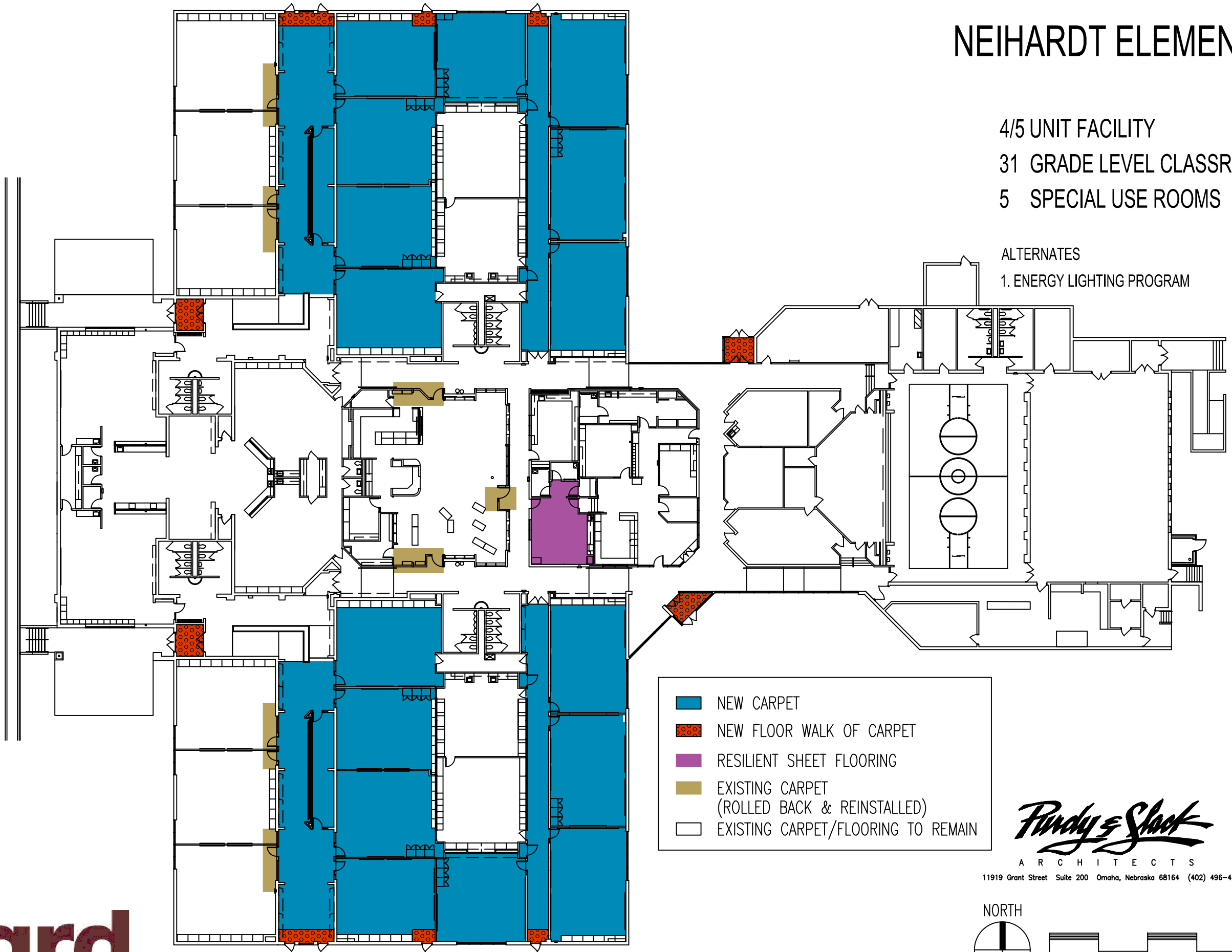


DECEMBER 29, 2015

NEIHARDT ELEMENTARY

4/5 UNIT FACILITY
 31 GRADE LEVEL CLASSROOMS
 5 SPECIAL USE ROOMS

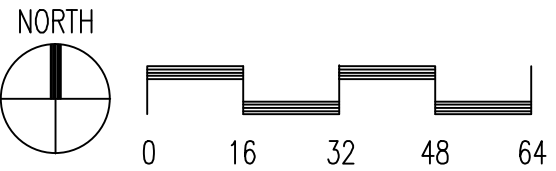
ALTERNATES
 1. ENERGY LIGHTING PROGRAM



- NEW CARPET
- NEW FLOOR WALK OF CARPET
- RESILIENT SHEET FLOORING
- EXISTING CARPET (ROLLED BACK & REINSTALLED)
- EXISTING CARPET/FLOORING TO REMAIN

Purdy & Slack
 ARCHITECTS

11919 Grant Street Suite 200 Omaha, Nebraska 68164 (402) 496-4448

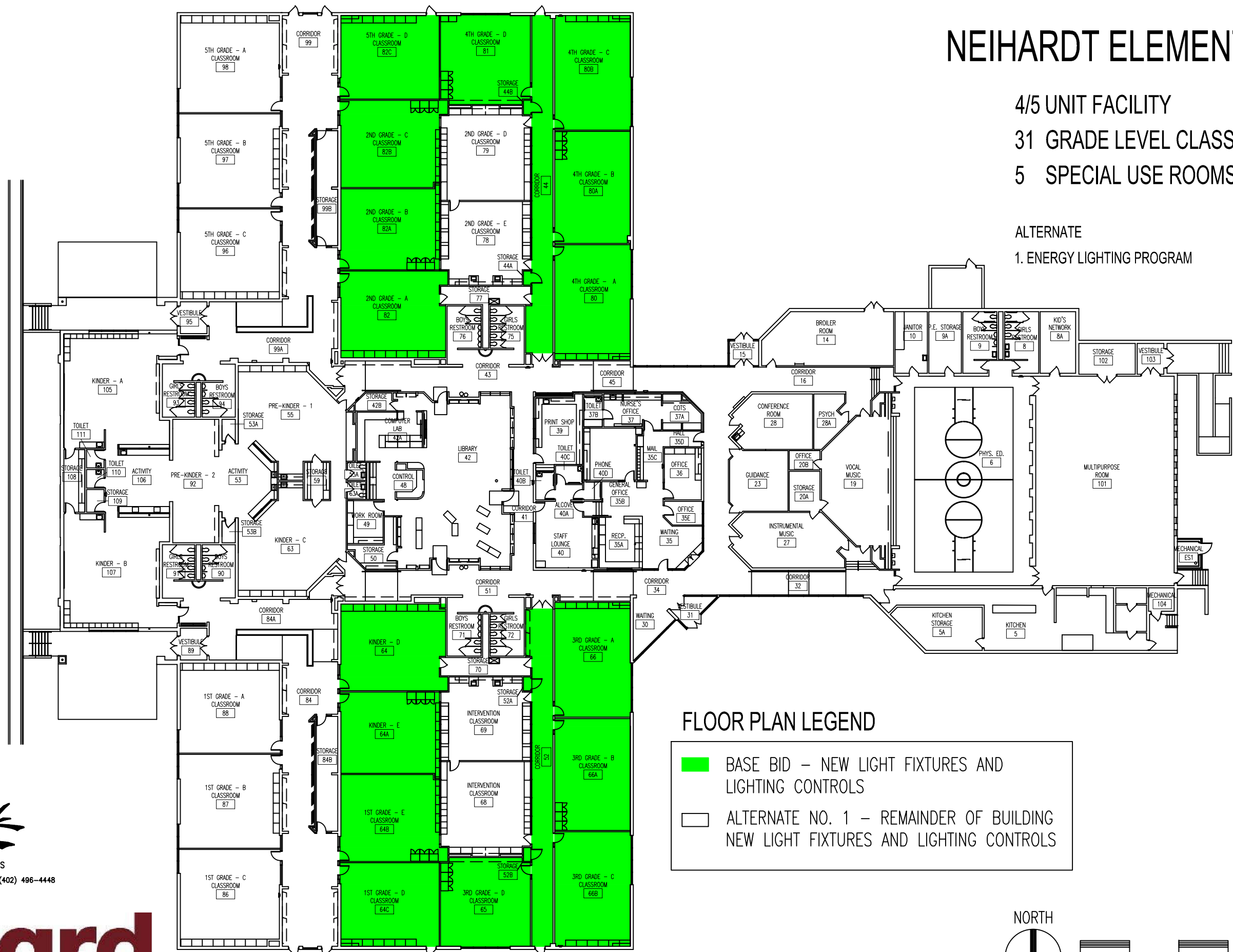


CONSTRUCTION DOCUMENT PLAN - FLOOR FINISHES

31 GRADE LEVEL CLASSROOMS

5 SPECIAL USE ROOMS

1. ENERGY LIGHTING PROGRAM



FLOOR PLAN LEGEND

<input checked="" type="checkbox"/>	BASE BID – NEW LIGHT FIXTURES AND LIGHTING CONTROLS
<input type="checkbox"/>	ALTERNATE NO. 1 – REMAINDER OF BUILDING NEW LIGHT FIXTURES AND LIGHTING CONTROLS

Purdy & Slack

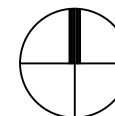
A R C H I T E C T S

11919 Grant Street Suite 200 Omaha, Nebraska 68164 (402) 496-4448

The logo for Millard Public Schools features the word "millard" in a bold, dark red, sans-serif font. The first two letters, "m" and "i", are stylized to incorporate white silhouettes of two children standing side-by-side. Below the word "millard", the words "PUBLIC SCHOOLS" are written in a smaller, black, all-caps, sans-serif font.

CONSTRUCTION DOCUMENT PLAN - LIGHTING CHANGES (BASE BID & ALTERNATE NO.1)

NORTH



DECEMBER 29, 2015

**Neihardt Elementary
CD Estimate**

191
12/29/2015

Bond Issue Budget \$2,645,000

Division	Description	Cost	
	CONSTRUCTION COSTS	Detail	Div. Subtotal
1	GENERAL CONDITIONS		\$235,397
2	SITEWORK		\$75,838
	A. Excavation/Backfill/Site Prep	\$8,800	
	B. Concrete Paving & Walkways	\$2,354	
	C. Asphalt paving	\$0	
	D. Landscaping/Seeding/Grading	\$1,540	
	E. Interior/Select Demo	\$63,144	
3	CONCRETE		\$495
	A. Footings	\$0	
	B. Slabs	\$495	
	C. Cast-in-place walls	\$0	
	D. Structural precast	\$0	
4	MASONRY		\$56,760
	A. Block	\$43,560	
	B. Brick	\$13,200	
	C. Arch. precast	\$0	
5	METALS		\$0
	A. Structural steel	\$0	
	B. Misc. steel/handrails/stairs	\$0	
6	WOOD & PLASTICS		\$8,800
	A. Rough carpentry	\$0	
	B. Millwork & finish carpentry	\$8,800	
7	THERMAL/MOISTURE PROTECTION		\$5,814
	A. Roofing	\$0	
	B. Caulking & waterproofing	\$5,814	
8	DOORS & WINDOWS		\$55,660
	A. Hollow metal/Hardware/wood doors	\$53,240	
	B. Alum. & glass	\$2,420	
	C. Skylites	\$0	
	D. Overhead/coiling doors	\$0	
9	FINISHES		\$213,420
	A. Metal studs & drywall	\$27,528	
	B. Plaster & Dryvit	\$0	
	C. Acoustic ceilings	\$50,866	
	D. Flooring & base	\$80,907	
	E. Painting	\$54,120	
10	SPECIALTIES		\$53,680
11	EQUIPMENT		\$1,650
12	FURNISHINGS		\$0
13	SPECIAL CONSTRUCTION		\$0
14	CONVEYING SYSTEMS		\$0
15	MECHANICAL		\$232,970
	A. Utilities	\$30,800	
	B. Piping Systems Plumbing	\$8,800	
	C HVAC Sheet Metal Systems	\$66,000	
	D. Fire Sprinkler	\$127,370	
16	ELECTRICAL		\$236,500
	A. Power & Lighting	\$139,700	
	B. Special Systems	\$96,800	
	PROJECT TOTAL		\$1,176,984

AGENDA SUMMARY SHEET

Meeting Date: January 4, 2016

Department Human Resources

Action Desired: Approval

Background: Personnel items: (1) Resignation Agenda (2) Leave Agenda

Options/Alternatives Considered: N/A

Recommendations: Approval

Strategic Plan Reference: N/A

Implications of Adoption/Rejection: N/A

Timeline: N/A

Responsible Persons: Kevin Chick
Executive Director of Human Resources

Superintendent's Signature: _____



January 4, 2016

RESIGNATIONS

Recommend: The following resignation be accepted:

1. Ashley Walden – Language Arts teacher at Beadle Middle School. She is resigning at the end of the 2015-2016 school year because of family responsibilities. (Currently on a Leave of Absence)

January 4, 2016

LEAVE OF ABSENCE

Recommend: The following Leave of Absence be accepted:

1. Ashlee N. Gentile – Art teacher at Beadle Middle School. She is requesting a Leave of Absence for the 2016-2017 school year for family reasons.

AGENDA SUMMARY SHEET

AGENDA ITEM: Enrollment Report

MEETING DATE: January 4, 2016

DEPARTMENT: Educational Services: Assessment, Research, & Evaluation

TITLE: Enrollment Report

BRIEF DESCRIPTION: Report states the district and building enrollment reflective of data pulled on December 17, 2015. Students graduating at end of semester were still enrolled when data was pulled.

ACTION DESIRED: ___ Approval X Information/Discussion

BACKGROUND: Enrollment data pulled on/near the 20th of each month in session is reported to the Millard Board of Education for public record. Enrollment data is stored in our student information system, Infinite Campus.

RECOMMENDATIONS: None

STRATEGIC PLAN REFERENCE: None

IMPLICATIONS OF ADOPTION OR REJECTION: None

TIMELINE: None

RESPONSIBLE PERSON(S): Dr. Mark Feldhausen, Dr. Darin Kelberlau, and Sharon Freeman

SUPERINTENDENT'S APPROVAL:

_____  _____

**December
Millard Public Schools
Total Enrollment**

								SpEd Cluster Prgm	Current Total	Current Change	YTD Change	Official 15/16 Enrollment
Elementary		K	1	2	3	4	5					
Abbott	(3 unit)	65	68	81	65	64	68		411	0	-2	413
Ackerman	(4 unit)	75	80	72	74	87	73		461	4	5	456
Aldrich	(3 unit)	70	73	72	93	71	81		460	1	-2	462
Black Elk	(4 unit)	73	86	88	57	80	79		463	0	0	463
Bryan	(3 unit)	57	66	63	55	75	59		375	1	9	366
Cather	(3 unit)	72	73	71	60	70	76		422	-1	0	422
Cody	(2 unit)	47	39	37	29	48	37	19	256	2	1	255
Cottonwood	(3 unit)	44	47	45	49	50	71	7	313	1	-1	314
Disney	(3 unit)	55	49	44	45	47	44	15	299	-2	3	296
Ezra Millard	(3 unit)	91	72	78	67	71	64		443	0	-7	450
Harvey Oaks	(2 unit)	42	45	38	45	53	44		267	1	6	261
Hitchcock	(2 unit)	40	47	46	36	45	38	13	265	0	0	265
Holling Heights	(3 unit)	58	60	70	63	56	57	11	375	1	11	364
Montclair	(4 unit)	98	91	94	99	79	97		558	0	3	555
Morton	(3 unit)	49	44	61	37	43	58		292	0	-2	294
Neihardt	(4 unit)	109	111	101	96	88	88		593	1	-3	596
Norris	(3 unit)	62	64	57	60	57	62		362	-1	2	360
Reagan	(4 unit)	84	110	87	82	92	73		528	1	-3	531
Reeder	(4 unit)	124	105	101	101	94	101		626	-4	-4	630
Rockwell	(3 unit)	37	49	43	46	47	51	18	291	0	1	290
Rohwer	(3 unit)	62	93	95	95	98	107	17	567	-2	3	564
Sandoz	(3 unit)	55	63	54	49	52	50		323	-2	2	321
Upchurch	(3 unit)	86	97	106	93	96	98		576	0	-3	579
Wheeler	(4 unit)	76	78	75	88	97	79	21	514	0	-2	516
Willowdale	(3 unit)	64	61	76	71	75	66		413	0	0	413
Totals		1695	1771	1755	1655	1735	1721	121		1	17	

								SpEd Prgm*	Current Total	Current Change	YTD Change	Official 15/16 Enrollment
iddle		6	7	8								
Andersen MS		309	293	291				0	893	0	-7	900
Beadle MS		346	355	386				28	1087	-1	-4	1091
Central MS		333	282	258				23	873	4	-1	875
Kiewit MS		331	318	305				0	954	-1	1	953
North MS		264	250	280				21	794	-5	-8	802
Russell MS		288	288	285				0	861	-1	-3	864
Totals		1871	1786	1805				72		-4	-22	

							SpEd	Current	Current	YTD	Official 15/16
i h	Grads YTD	9	10	11	12		Prgm*	Total	Change	Change	Enrollment
North HS	5	610	617	605	600		26	2432	-5	-14	2446
South HS	1	556	519	500	514		39	2089	-12	-27	2116
West HS	8	675	622	607	557		24	2461	0	-20	2481
Horizon HS	16	0	19	33	69		0	121	-3	-14	135
Totals	30	1841	1777	1745	1740		89		-20	-75	

SpEd Program Included in Secondary Grade Level Totals

Contracted SpEd	46	0	1	45
Rule 18 Interim	23	0	9	14
Young Adult Program	40	0	-2	42
Ombudsman (Primary)	34	1	13	21
Total District		-22	-59	
Total District re		-16	-29	

**Itinerant & Contracted Pre-K included in Official 15/16 Enrollment:

**Itinerant & Contracted Pre-K included in Current Enrollment:

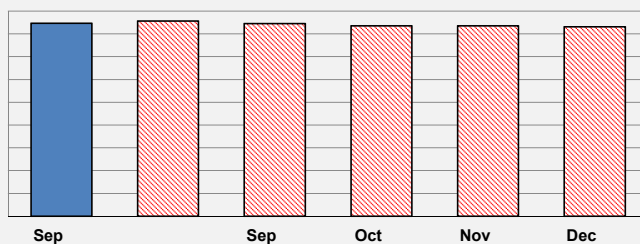
reschool	SpEd	Not SpEd	Total	Official 15/16
Bryan	12	20	32	31
Cody	38	31	69	63
Disney	12	16	28	26
Harvey Oaks	30	20	50	47
Hitchcock	25	16	41	42
Holling Heights	4	10	14	15
Montclair Montessori	3	84	87	91
Neihardt	15	40	55	52
Norris	3	12	15	16
Norris Montessori	1	28	29	30
Rockwell	12	22	34	35
Sandoz	22	34	56	53
Wheeler	24	24	48	46
Homebased Infants	100	0	100	90
TOT				

Career Academies	NHS	SHS	WHS	HHS	TOT
Culinary	1	2	3		6
Education	4	16	27		47
Entrepreneurship	10	8	18		36
Health Sciences	6	21	45		72
Dist/Log Mgmt	6	9	16		31
Ombudsman	(Primary and Secondary Assignment)				40

12/17/2015	
Elementary	10,453
Middle School	5,462
High School	7,103
Contracted & Rule 18	69
Young Adult	40
Ombudsman (Primary)	34
TOTAL	23,161

09/21/2015	
Elementary	10,434
Middle School	5,487
High School	7,185
Contracted & Rule 18	61
Young Adult	43
Ombudsman (Primary)	22
TOTAL	23,232

Enrollment



Elementary Classroom Enrollment											Class Size w/out SpEd						
	K	1	2	3	4	5	Current Total	Current Change	YTD Change	Official 15/16 Enrollment							
Abbott	22	22	21	22	22	23											
	22	23	20	21	21	22											
	21	23	20	22	21	23											
			20														
Total Students	65	68	81	65	64	68		0	-2	413	411						
Total Teachers	3	3	4	3	3	3	19				19						
Classroom Avg	21.67	22.67	20.3	21.5	21.3	22.7	22				22						
	K	1	2	3	4	5	Current Total	Current Change	YTD Change	Official 15/16 Enrollment							
Ackerman	18	19	24	24	22	25											
	18	21	25	25	21	24											
	20	19	23	25	22	24											
	19	21			22												
Total Students	75	80	72	74	87	73		4	5	456	461						
Total Teachers	4	4	3	3	4	3	21				21						
Classroom Avg	18.8	20.0	24.0	24.7	21.8	24.3	22				22						
	K	1	2	3	4	5	Current Total	Current Change	YTD Change	Official 15/16 Enrollment							
Aldrich	22	24	22	24	25	27											
	25	25	25	21	23	27											
	23	24	25	23	23	27											
				25													
Total Students	70	73	72	93	71	81		1	-2	462	460						
Total Teachers	3	3	3	4	3	3	19				19						
Classroom Avg	23.3	24.3	25.0	23.3	23.7	27.0	24				24						
	K	1	2	3	4	5	Current Total	Current Change	YTD Change	Official 15/16 Enrollment							
Black Elk	25	22	21	18	26	20											
	23	22	23	20	27	21											
	25	20	21	19	27	19											
		22	23			19											
Total Students	73	86	88	57	80	79		0	0	463	463						
Total Teachers	3	4	4	3	3	4	21				21						
Classroom Avg	24.3	21.5	22.0	19.0	26.7	19.8	22				22						
	K	1	2	3	4	5	Current Total	Current Change	YTD Change	Official 15/16 Enrollment							
Bryan	19	22	21	19	25	19											
	19	22	21	18	26	20											
	19	22	21	18	24	20											
Total Students	57	66	63	55	75	59		1	9	366	375						
Total Teachers	3	3	3	3	3	3	18				18						
Classroom Avg	19.0	22.0	21.0	18.3	25.0	19.7	21				21						
	K	1	2	3	4	5	C-K	C-1	C-2	C-3	C-4	C-5	Current Total	Current Change	YTD Change	Official 15/16 Enrollment	
Cather				12	25	28	24	24	24	24	24	24					
							24	25	23	24	21	24					
							24	24	24								
Total Students	0	0	0	12	25	28	72	73	71	48	45	48		-1	0	422	422
Total Teachers	0	0	0	1	1	1	3	3	3	2	2	2	18				18
Classroom Avg				12.0	25.0	28.0	24.0	24.3	23.7	24.0	22.5	24.0	23				23
	K	1	2	3	4	5	SpEd Cluster	Current Total	Current Change	YTD Change	Official 15/16 Enrollment						
Cody	24	19	18	15	24	17	9										
	23	20	19	14	24	20	10										
Total Students	47	39	37	29	48	37	19		2	1	255	237					
Total Teachers	2	2	2	2	2	2	2	14				12					
Classroom Avg	23.5	19.5	18.5	14.5	24.0	18.5	9.5	18				20					
	K	1	2	3	4	5	Current Total	Current Change	YTD Change	Official 15/16 Enrollment							
Cottonwood	22	23	23	24	26	22	4										
	22	24	22	25	24	24	3										
						25											
Total Students	44	47	45	49	50	71	7		1	-1	314	306					
Total Teachers	2	2	2	2	2	3	2	15				13					
Classroom Avg	22.0	23.5	22.5	24.5	25.0	23.7	3.5	21				24					
	K	1	2	3	4	5	SpEd Cluster	Current Total	Current Change	YTD Change	Official 15/16 Enrollment						
Disney	19	14	22	22	24	21	7										
	19	17	22	23	23	23	8										
	17	18															
Total Students	55	49	44	45	47	44	15		-2	3	296	284					
Total Teachers	3	3	2	2	2	2	2	16				14					
Classroom Avg	18.33	16.33	22.00	22.50	23.50	22.00	7.5	19				20					

	K	1	2	3	4	5	SpEd Cluster	Current Total	Current Change	YTD Change	Official 15/16 Enrollment	Class Size w/out SpEd
Ezra Millard	24	24	19	23	24	21						
	24	25	20	21	24	22						
	20	23	20	23	23	21						
	23		19									
Total Students	91	72	78	67	71	64			0	-7	450	443
Total Teachers	4	3	4	3	3	3		20				20
Classroom Avg	22.8	24.0	19.5	22.3	23.7	21.3		22				22

	K	1	2	3	4	5	Current Total	Current Change	YTD Change	Official 15/16 Enrollment	
Harvey Oaks	21	22	20	22	26	22					
	21	23	18	23	27	22					
Total Students	42	45	38	45	53	44		1	6	261	267
Total Teachers	2	2	2	2	2	2	12				12
Classroom Avg	21.0	22.5	19.0	22.5	26.5	22.0	22				22

	K	1	2	3	4	5	SpEd Cluster	Current Total	Current Change	YTD Change	Official 15/16 Enrollment	
Hitchcock	19	24	23	18	24	19	6					
	21	23	23	18	21	19	7					
Total Students	40	47	46	36	45	38	13		0	0	265	252
Total Teachers	2	2	2	2	2	2	2	14				12
Classroom Avg	20.0	23.5	23.0	18.0	22.5	19.0	6.5	19				21

	K	1	2	3	4	5	SpEd Cluster	Current Total	Current Change	YTD Change	Official 15/16 Enrollment	
Holling Heights	19	21	25	22	18	19	4					
	19	20	22	21	18	19	7					
	20	19	23	20	20	19						
Total Students	58	60	70	63	56	57	11		1	11	364	364
Total Teachers	3	3	3	3	3	3	2	20				18
Classroom Avg	19.3	20.0	23.3	21.0	18.7	19.0	5.5	19				20

	K	1	2	3	4	5	M-K	M1-3	M4-5	Current Total	Current Change	YTD Change	Official 15/16 Enrollment	
Montclair	24	22	23	25	21	27	16	24	20					
	26	21	23	26	22	27	16	24	18					
							16	24	21					
								24	20					
								24						
								24						
Total Students	50	43	46	51	43	54	48	144	79		0	3	555	558
Total Teachers	2	2	2	2	2	2	3	6	4	25				25
Classroom Avg	25.0	21.5	23.0	25.5	21.5	27.0	16.0	24.0	19.8	22				22

	K	1	2	3	4	5	SpEd Cluster	Current Total	Current Change	YTD Change	Official 15/16 Enrollment	
Morton	16	22	21	19	22	19						
	16	22	21	18	21	20						
	17		19			19						
Total Students	49	44	61	37	43	58			0	-2	294	292
Total Teachers	3	2	3	2	2	3		15				15
Classroom Avg	16.3	22.0	20.3	18.5	21.5	19.3		19				19

	K	1	2	3	4	5	Current Total	Current Change	YTD Change	Official 15/16 Enrollment	
Neihardt	22	22	25	24	21	23					
	23	22	25	24	23	22					
	21	22	26	24	22	21					
	23	23	25	24	22	22					
	20	22									
Total Students	109	111	101	96	88	88		1	-3	596	593
Total Teachers	5	5	4	4	4	4	26				26
Classroom Avg	21.8	22.2	25.3	24.0	22.0	22.0	23				23

	K	1	2	3	4	5	M-K	M1-3	M4-5	Current Total	Current Change	YTD Change	Official 15/16 Enrollment	
Norris	19	20	16	21	21	21	12	20	19					
	19	20	17	22	19	21	12	22	18					
								23						
Total Students	38	40	33	43	40	42	24	65	37		-1	2	360	362
Total Teachers	2	2	2	2	2	2	2	3	2	19				19
Classroom Avg	19.0	20.0	16.5	21.5	20.0	21.0	12.0	21.7	18.5	19				19

	K	1	2	3	4	5	Current Total	Current Change	YTD Change	Official 15/16 Enrollment	
Reagan	21	23	22	20	23	24					
	21	21	22	20	23	25					
	20	21	22	20	23	24					
	22	23	21	22	23						
		22									
Total Students	84	110	87	82	92	73		1	-3	531	528
Total Teachers	4	5	4	4	4	3	24				24
Classroom Avg	21.0	22.0	21.8	20.5	23.0	24.3	22				22

	K	1	2	3	4	5	SpEd Cluster	Current Total	Current Change	YTD Change	Official 15/16 Enrollment	Class Size w/out SpEd
Reeder	22	19	22	19	26	23					169	
	22	22	18	23	21	26						
	22	23	20	19	24	26						
	19	22	22	19	23	26						
	17	19	19	21								
	22											
Total Students	124	105	101	101	94	101			-4	-4	630	626
Total Teachers	6	5	5	5	4	4		29				29
Classroom Avg	20.7	21.0	20.2	20.2	23.5	25.3		22				22
	K	1	2	3	4	5	SpEd Cluster	Current Total	Current Change	YTD Change	Official 15/16 Enrollment	
Rockwell	19	17	21	15	24	25	9					
	18	16	22	15	23	26	9					
		16		16								
Total Students	37	49	43	46	47	51	18		0	1	290	273
Total Teachers	2	3	2	3	2	2	2	16				14
Classroom Avg	18.5	16.3	21.5	15.3	23.5	25.5	9.0	18				20
	K	1	2	3	4	5	SpEd Cluster	Current Total	Current Change	YTD Change	Official 15/16 Enrollment	
Rohwer	21	24	20	23	25	20	9					
	20	23	18	24	25	23	8					
	21	24	19	24	23	22						
		22	19	24	25	21						
			19			21						
Total Students	62	93	95	95	98	107	17		-2	3	564	550
Total Teachers	3	4	5	4	4	5	2	27				25
Classroom Avg	20.7	23.3	19.0	23.8	24.5	21.4	8.5	21				22
	K	1	2	3	4	5		Current Total	Current Change	YTD Change	Official 15/16 Enrollment	
Sandoz	18	22	18	25	17	25						
	19	21	18	24	17	25						
	18	20	18		18							
Total Students	55	63	54	49	52	50			-2	2	321	323
Total Teachers	3	3	3	2	3	2		16				16
Classroom Avg	18.3	21.0	18.0	24.5	17.3	25.0		20				20
	K	1	2	3	4	5		Current Total	Current Change	YTD Change	Official 15/16 Enrollment	
Upchurch	21	20	18	18	20	21						
	21	20	22	20	20	20						
	22	18	22	19	18	21						
	22	19	22	17	19	16						
		20	22	19	19	20						
Total Students	86	97	106	93	96	98			0	-3	579	576
Total Teachers	4	5	5	5	5	5		29				29
Classroom Avg	21.5	19.4	21.2	18.6	19.2	19.6		20				20
	K	1	2	3	4	5	SpEd Cluster	Current Total	Current Change	YTD Change	Official 15/16 Enrollment	
Wheeler	16	18	19	22	24	25	6					
	21	21	19	23	22	27	7					
	20	18	18	20	25	27	8					
	19	21	19	23	26							
Total Students	76	78	75	88	97	79	21		0	-2	516	493
Total Teachers	4	4	4	4	4	3	3	26				23
Classroom Avg	19.0	19.5	18.8	22.0	24.3	26.3	7.0	20				21
	K	1	2	3	4	5		Current Total	Current Change	YTD Change	Official 15/16 Enrollment	
Willowdale	20	20	25	24	25	23						
	22	20	26	23	25	22						
	22	21	25	24	25	21						
Total Students	64	61	76	71	75	66			0	0	413	413
Total Teachers	3	3	3	3	3	3		18				18
Classroom Avg	21.3	20.3	25.3	23.7	25.0	22.0		23				23
Elementary Totals							SpEd Cluster	Current Total	Current Change	YTD Change	Official 15/16 Enrollment	
Grade	K	1	2	3	4	5						
Students	1695	1771	1755	1655	1735	1721	72	10453	1	17	10436	10332
Teachers	83	80	79	75	74	74	9	497				480
Classroom Avg	20.4	22.1	22.2	22.1	23.4	23.3	7.1	21.03				21.53
	6	7	8				SpEd Cluster	Current Total	Current Change	YTD Change	Official 15/16 Enrollment	
Andersen MS	309	293	291				0	893	0	-7	900	
Beadle MS	346	355	386				28	1087	-1	-4	1091	
Central MS	333	282	258				23	873	4	-1	874	
Kiewit MS	331	318	305				0	954	-1	1	953	
North MS	264	250	280				21	794	-5	-8	802	
Russell MS	288	288	285				0	861	-1	-3	864	
Totals	1871	1786	1805				72	5462	-4	-22	5484	
				9	10	11	12					
North HS				610	617	605	600	26	2432	-5	-14	2446
South HS				556	519	500	514	39	2089	-12	-27	2116
West HS				675	622	607	557	24	2461	0	-20	2481
Horizon HS				0	19	33	69		121	-3	-14	135
Totals				1841	1777	1745	1740	89	7103	-20	-75	7178
									46	0	1	45
									23	0	9	14
									40	0	-2	42
									34	1	13	21
Total District Enrollment									-22	-59		

AGENDA SUMMARY SHEET

AGENDA ITEM: Insurance Report

MEETING DATE: January 4, 2016

DEPARTMENT: General Administration

TITLE & BRIEF DESCRIPTION: Insurance Report – An annual report from the District’s insurance consultant

ACTION DESIRED: Approval ____ Discussion ____ Information Only x .

BACKGROUND: The District has engaged the services of the Harry A. Koch, Company (HAKCO) as its insurance consultant. Each year, the consultant makes a report to the board and addresses any questions the board members may have.

Bill Unger (HAKCO) will give a short presentation (see information attached) and respond to any questions.

OPTIONS AND ALTERNATIVES: n/a


RECOMMENDATION: n/a

STRATEGIC PLAN REFERENCE: n/a

IMPLICATIONS OF ADOPTION/REJECTION: n/a

TIMELINE: Most of the District’s insurance policies renew on June 1st.

RESPONSIBLE PERSON: Ken Fossen, Associate Superintendent (General Administration)

SUPERINTENDENT’S APPROVAL: — 

Millard Public Schools

Board Summary

Prepared by Bill Unger, CPCU, ARM

December 1, 2015



Millard Public School District

2015-2016 Commercial Insurance Risk Management Report

The Millard Public School's property and casualty program renewed in June 2015. This year's overall renewal was positive with the total cost of risk remaining flat. The total premium dollars increased from \$1,779,261 to \$1,824,507 (\$45,248 or 2.5%). However, the premium difference was mostly due to increased property values (Exhibit 1). As anticipated, the two largest lines of coverage impacting Millard Public Schools' cost of risk are the property and the workers' compensation lines. These two lines of coverage drive most of the premium and potential severity. The Harry A. Koch Co. negotiated favorable renewal terms with all lines of coverage and only marketed the property coverage in 2015. As a result, the incumbent carrier, Travelers, remained the best option for the property coverage from a rate and coverage standpoint (Exhibit 2). The other lines of insurance renewed with relatively minor +/- rate changes.

The workers' compensation line is now in its second year with Sentry Insurance Company on a loss sensitive, large deductible program. The estimated cost of risk for the 2015 workers' compensation line reduced approximately 2.5% per \$100 of payroll from 2014/2015 period. Inside this loss sensitive program, Millard Public Schools is responsible for all employee injury claims up to \$350,000 per occurrence. The move to a large deductible program was based upon several factors: premium savings, forecasted loss analysis, five year loss ratio, and trending future cost of workers' compensation. The 2014 and 2015 Workers Compensation losses have been on par with no significant losses with total incurred losses of \$592,321 and \$191,233 respectively (exhibit 4). An equity balance of \$212,362 exists in the 2014 program year that may be available for distribution if reserves remain stable for the next two to five years.

The only other significant change for the 2015 renewal was in the property policy. The statement of values increased district wide from approximately \$530mm to \$568mm. Property values increased 7% to a total insured value of \$568,062,243. The district maintains excellent facilities with the appropriate protections; however underwriters remain cautious due to the large concentration of values in a relatively small square mile radius. The Underwriter caution is due mainly from the exposures of wind and hail. Coincidentally, Millard Public Schools has two open claims due to hail related damage from windstorms in 2012 and 2013. Total incurred losses including reserves for these claims are approximately \$3.2mm (Exhibit 3). Travelers Insurance Company has been the property insurance carrier for the district for nearly 30 years, and has provided very competitive rates with comprehensive coverage.

Overall, the district is performing very well with low severity of losses in all areas within the past 12 months. Total incurred losses for liability and workers' compensation are positive as we head into the winter months (Exhibit 3). The general liability, automobile liability, and school board legal liability is in its fifth year with United Educators. United Educators (UE) is a reciprocal risk exchange (non-assessable) program between 1,200 other educational institutions around the United States. The move to United Educators has proven to be an excellent insurance program for the district.

The UE program contains a \$100,000 self-insured retention whereby the district is responsible for the defense and settlement of all claims within this amount. Claims are managed by a Third Party Administrator (TPA) and Millard's legal counsel. Claims have been managed very well with losses being contained and thus the cost savings has been tremendous. In the last five policy periods (2011- 2015), the district has estimated premium savings in excess of \$1,100,000 due to favorable losses.

The Future Insurance Market for Millard Public Schools

The move to larger, self-insured retentions across several lines of coverages will insulate the district from unanticipated premium increases due to market place, underwriter appetite, and base rate changes. However, the cost of healthcare for employee injuries and general liability/school board legal liability claims will drive the district's future cost of risk. In addition, the property insurance cost will be an ongoing focus for the district and Koch. The district's challenge in the property insurance is due to a narrow market place, high values, large concentration of real property and nationwide claims experience. As a result, there may be upward pressure on rate and deductibles for 2016 and in the future. However, given the competitive insurance market place, rates and terms should remain relatively flat.

The emerging liability from cyber attack and the theft of personally identifiable information will be a greater focus in the near and long term future. Currently Millard has insurance coverage within the UE program along with a stand alone cyber/security policy through AIG. Cumulative limits are only \$1,250,000 with various sub-limits for regulatory, notification and credit monitoring. We will continue to look at the best available markets for coverage, pricing, and limits for the upcoming 2016 renewal.

Summary

The Koch Company completed a Risk Analysis and Coverage Audit Review in the fall of 2014 with MPS Administration along with various departments over a four part/half day set of meetings. We are on track to complete this audit on an every other year basis. As a result of these audits, there are positive outcomes with coverage enhancements and an abundance of communication on risk awareness from both sides. The main objectives of the school district's insurance program are always being evaluated: comprehensive coverage, risk identification and best-in-class premium.

The insurance market remains "soft" and rates should be stable and relatively flat for the 2016 policy period barring any catastrophic world events, weather claims, etc. Overall, the cost of risk in comparison to other large, national, suburban school districts (Advisen Review 2014), Millard Public Schools' total cost of risk remains in the lower quartile, and continues to outperform other school districts according to the 2014 RIMS Survey.

School District #17 of Douglas County
Millard Public School District
2015 Insurance Premium Recap

Coverage	2011 Audited Premium	2012 Audited Premium	2013 Audited Premium	2014 Premium	2015 Premium
Property	\$ 302,174	\$ 328,990	\$ 329,329	\$ 365,679	\$ 400,424
Inland Marine	\$ 6,093	\$ 7,821	\$ 8,479	\$ 8,723	\$ 9,700
Boiler & Machinery	\$ 28,989	\$ 30,275	\$ 32,143	\$ 27,922	\$ 28,764
Blanket Installation Floater	\$ 3,667	\$ 3,667	\$ 2,500	N/A	N/A
Builders Risk	N/A	N/A	\$ 16,951	\$ 30,119	\$ 32,000
Crime	\$ 9,100	\$ 9,057	\$ 9,058	\$ 9,077	\$ 9,307
Casualty Policy (GL, Auto Liab, Umbrella)	\$ 182,096	\$ 133,545	\$ 140,771	\$ 194,101	\$ 199,177
General Liability	Included	Included	Included	Included	Included
Automobile - Liability	Included	Included	Included	Included	Included
Automobile – Physical Damage	\$ 31,287	\$ 33,839	\$ 36,159	\$ 40,789	\$ 35,888
Workers Compensation	\$ 854,050	\$ 973,525	\$ 1,357,037	\$ 1,001,713	\$ 996,967
Umbrella	N/A	N/A	N/A	N/A	N/A
School Board Legal Liability	Included	\$ 47,412	\$ 49,164	Included	Included
Nurses Professional Liability	Included	Included	Included	Included	Included
Pollution/Mold Liability	\$ 35,535	\$ 35,535	\$ 35,535	\$ 33,766	\$ 33,766
Fiduciary	\$ 10,412	Included	Included	Included	Included
Cyber Liability	\$ 23,847	\$ 23,847	\$ 23,847	\$ 18,923	\$ 21,352
Excess Employers Liability	N/A	N/A	N/A	N/A	\$ 7,210
Sub Total	\$ 1,487,250	\$ 1,627,513	\$ 2,040,973	\$ 1,730,812	\$ 1,774,555
Harry A. Koch Co Consulting Fee	\$ 46,197	\$ 47,500	\$ 48,535	\$ 49,117	\$ 49,952
Total Cost with Consulting Fee	\$ 1,533,447	\$ 1,675,013	\$ 2,089,508	\$ 1,779,929	\$ 1,824,507

1. All policies are written "net cost" without commision to HAK Co.

The Harry A. Koch Co.

Exhibit 2**Marketing Summary**

Named Insured: School Dist #17 Douglas County NE
 Policy Term: 6/1/2015 to 6/1/2016

We have approached the companies listed below for quotations on your account, and have the following results:

- 1) Acuity – Declined all lines due to class of business.
- 2) Allied – Declined all lines due to this class of business and size of District in particular.
- 3) Chubb – Long-term they are interested in having opportunities to review the District’s property coverage. But, with the dollar amount of claims paid by the current carrier and given the geographical location of Millard Schools, Chubb is not able to provide a viable premium. Their indication is they would need to be “well over” \$400,000 on the property alone.
- 4) Cincinnati – Declined all lines – They only write private schools and small colleges.
- 5) CNA – Declined Property – Their indication for the property coverage would be in excess of \$700,000. This is due to their position with wind/hail and with the number of large roofs this client has with their schools.
- 6) Continental Western Group – Declined all lines – They are not currently writing schools and that coupled with the loss history, they cannot quote.
- 7) CRC – Excess EL Limits - Quoted
- 8) EMC – Declined all lines – Millard Schools is too large for them to write.
- 9) Fireman’s Fund – Declined all lines – out of appetite for them.
- 10) Hartford – Declined Property – Their indication would be in excess of the Travelers. They would use a \$250,000 wind/hail deductible given the loss history.
- 11) Liberty Mutual – Declined – Property – Not currently a market for public school districts in the State of NE.
- 12) Markel – Declined – Public schools and Districts and ineligible for their school program.
- 13) MIB – Affiliated FM – Declined - They are not looking to expand their book of property business for school districts in NE due to the hail exposure/loss experience in this region.
- 14) Partners Specialty – Pollution - Quoted
- 15) Philadelphia – Declined - Not a market for school districts at this time.
- 16) QBE – Declined – Property – The total amount of property values and the wind/hail exposure in the Midwest (ie their two large losses). Also, they would want a % wind/hail deductible per building.
- 17) Sentry – Workers’ Compensation - Quoted
- 18) Travelers – Quoted
- 19) United Educators – Quoted
- 20) United Fire Group – Declined – Not a market for school districts.
- 21) Zurich – Declined – Property – Due to the wind/hail losses within the past two years they felt their structure of deductibles and pricing would place them well in excel of the incumbents pricing.



MPS Coverage/Policy List Deductible Recap

Property			
Travelers	Bldg/Contents/EDP	Limit: \$555,862,243	Deductible: \$50,000
Travelers	Mobile Equipment	Limit: \$978,276	Deductible: \$ 1,000
Travelers	Equipment Breakdown	Limit: \$70,000,000	Deductible: \$5,000
Travelers	Crime Policy (Employment Theft)	Limit: \$1,000,000	Deductible: \$5,000
Travelers	Auto- Physical Damage		Deductible: \$1,000
Excess Liability			
U/E	Premises/Auto/Misc. Professional	Limit: \$5,000,000	SIR: \$100,000 Aggregate: \$1,000,000
School Board			
U/E	School Board E & O	Limit: \$5,000,000	SIR: \$100,000 Aggregate: \$1,000,000
Workers' Compensation			
Sentry		Deductible: \$350,000 per occur.	Annual aggregate: \$2,150,000
Cyber Liability /Network Security			
AIG		Limit: \$1,000,000	Deductible: \$25,000
Pollution Liability			
Lloyd		Limit: \$1,000,000 Annual aggregate: \$2,000,000	Deductible: \$25,000 Mold: \$50,000

SCHOOL DISTRICT #17 OF DOUGLAS COUNTY AKA MILLARD PUBLIC SCHOOLS

Valued as of November 2015

Policy Year	Workers Compensation		Property/Boiler Machinery		AUTO		GENERAL LIABILITY		SCHOOL BOARD LEGAL		UMBRELLA EXCESS	
	Non \$0 frequency	Incurred Losses Paid & Reserved	# of Claims	Incurred Losses Paid & Reserved	# of Claims	Total Incurred Losses (AL and PD) Paid & Reserved	# of Claims	Incurred Losses Paid & Reserved	# of Claims	Incurred Losses Paid & Reserved	# of Claims	Incurred Losses Paid & Reserved
2002-03	164	\$ 541,629	4	\$ 2,445	7	\$ 1,141	27	\$ 27,237	1	\$ -	0	\$ -
2003-04	168	\$ 515,257	1	\$ -	6	\$ 11,047	26	\$ 36,821	1	\$ -	0	\$ -
2004-05	168	\$ 234,014	0	\$ -	7	\$ 19,557	27	\$ 80,868	0	\$ -	0	\$ -
2005-06	138	\$ 311,017	1	\$ -	1	\$ 475	21	\$ 18,840	1	\$ 1,055	0	\$ -
2006-07	158	\$ 425,374	0	\$ -	7	\$ 15,291	35	\$ 86,016	0	\$ -	0	\$ -
2007-08	158	\$ 521,618	1	\$ 2,004	10	\$ 24,785	36	\$ 216,112	2	\$ -	0	\$ -
2008-09	108	\$ 401,864	2	\$ 2,637	12	\$ 18,945	31	\$ 128,948	0	\$ -	0	\$ -
2009-10	111	\$ 762,605	1	\$ -	14	\$ 8,460	35	\$ 10,078	5	\$ 62,821	0	\$ -
2010-11	108	\$ 1,687,381	1	\$ -	6	\$ 9,961	24	\$ 16,684	1	\$ -	0	\$ -
2011-12	99	\$ 602,348	1	\$ 1,479,000	4	\$ 3,306	12	\$ 13,988	1	\$ -	0	\$ -
2012-13	97	\$ 470,445	1	\$ 1,705,000	5	\$ 41,427	4	\$ 6,944	1	\$ -	0	\$ -
2013-14	90	\$ 572,126	1	\$ 35,407	5	\$ 7,386	5	\$ 1,973	0	\$ -	0	\$ -
2014-15	102	\$ 592,321	0	\$ -	4	\$ 31,437	6	\$ 4,646	0	\$ -	0	\$ -
2015-2016	31	\$ 191,233	0	\$ -	1	\$ 306	6	\$ 22,400	0	\$ -	0	\$ -
Total	1700	\$ 7,829,232	14	\$ 3,226,493	84	\$ 161,781	283	\$ 644,509	13	\$ 63,876 * see below	0	\$ -
14 Year Average	131	\$ 587,538	1	\$ 248,192	6	\$ 14,863	24	\$ 49,935	1	\$ 4,914	0	\$ -
5 Year Average (2009-2014)	121	\$ 937,445	1	\$ 643,881	6.8	\$ 20,395	16	\$ 10,863	1.6	\$ 12,564	0	\$ -

Liberty Mutual - W/C (2000-2007 & 2011 to 2014)
 Sentry Ins. Co. - 2014-2015
 United Heartland - W/C (2008-thru 2010)
 Travelers - (Pkg, E&O, Umbrella) 2002 to 2011
 United Educators - (Pkg, E&O, umbrella) 2011 to present

* School Board Legal Liability - claims have been reported and only legal has been paid. No legal payment has exceeded the \$100,000 retention. Payment been made through General Fund - Legal.

AGENDA SUMMARY SHEET

AGENDA ITEM: *TerraNova, Third Edition Fall 2015 Results*

Meeting Date: January 4, 2016

Department: Educational Services
Assessment, Research, and Evaluation

Title and Brief Description: **Aptitude and Achievement Profiles, 2015-2016**
Nebraska Department of Education Rule 10 requires a standardized, norm-referenced test be administered at each grade span. Millard administered the *TerraNova, Third Edition* this fall in grade 3.

Action Desired: Approval ___ Discussion ___ Information Only x

Background: The 3rd grade level performance 2015-2016 is similar to the performance in 2014-2015. In both years, students scored well above the national average.

Options/Alternatives Considered: N.A.

Reference: State requirement.

Timeline: Begin to use results immediately for reporting and data team decision making.

Responsible Persons: Dr. Mark Feldhausen, Dr. Darin Kelberlau, and Sharon Freeman

Superintendent's Signature: _____



TerraNova Results 2015-2016

Background

In the spring of 2010, Millard Public Schools researched possible norm-referenced test replacements to the *TerraNova, First Edition* Multiple Assessments due to outdated norms. Building administrators, teachers, and district-level leaders were part of the research process. Teachers and district level leaders completed a match to Millard curriculum standards alignment for all tests considered. With input from stakeholders and the Millard Assessment Committee, the more current *TerraNova, Third Edition* Complete Battery norm-referenced test was purchased. This test features 2007 norms as well as a solid match to Millard curriculum standards.

All subtest choices are selected response items. With the updated *TerraNova, Third Edition*, MPS also adopted the updated *InView* as the related aptitude test in place of the previous *Test of Cognitive Skills, Second Edition* (TCS/2).

Reading

The Reading item content is aligned with the standards of the International Reading Association (IRA), NAEP, and the National Council of Teachers of English (NCTE). *TerraNova, Third Edition* Complete Battery uses authentic literature from a diverse group of authors. Content includes comprehension, text analysis, and evaluating/extending meaning of the passages.

Language

Language item content assesses students' skills in the key components of language proficiency – understanding of language, students' familiarity with standard written English conventions and rules, and knowledge of syntactic constructions and paragraph development.

Mathematics

Items are aligned to the National Council of Teachers of Mathematics (NCTM) standards.

Content includes number relations, computation and numerical estimation, measurement, spatial sense, data analysis, and algebra.

Science

Science items are based on national science standards and frameworks. The items assess students' understanding relative to core science content areas: Life Science, Earth Science, Physical Science, and Nature of Science/Scientific Inquiry.

Social Studies

Test items reflect the guidelines of the National Council for the Social Studies (NCSS) and emphasize the interrelationships of history, geography, governments, and economics in their framework, question formats, and graphics. Equity is ensured through representations of varied civilizations, cultures, geographic areas, and perspectives.

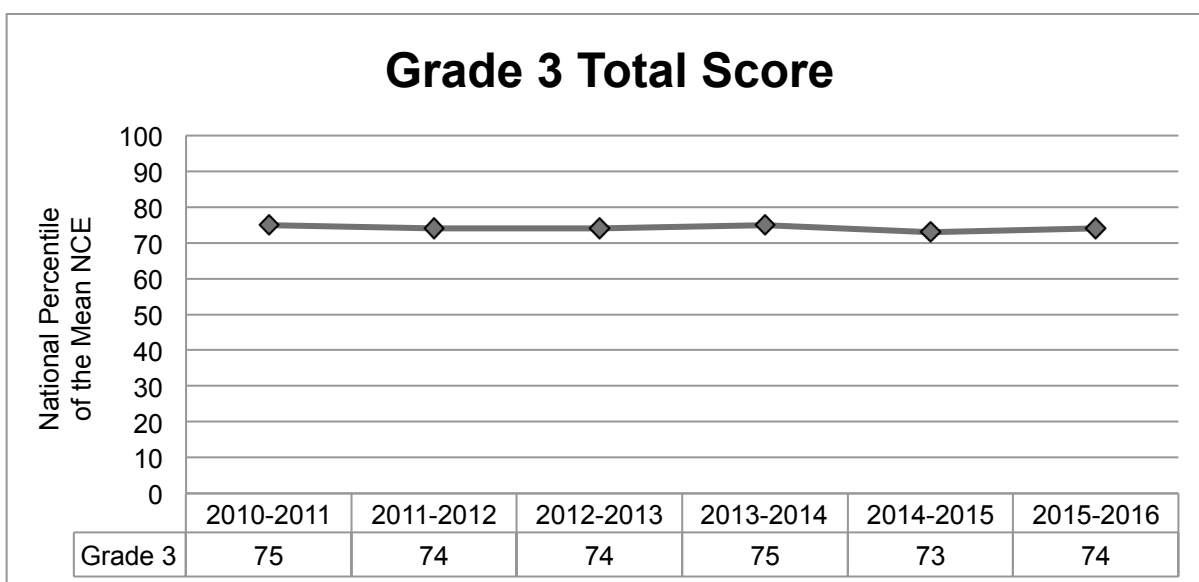
InView

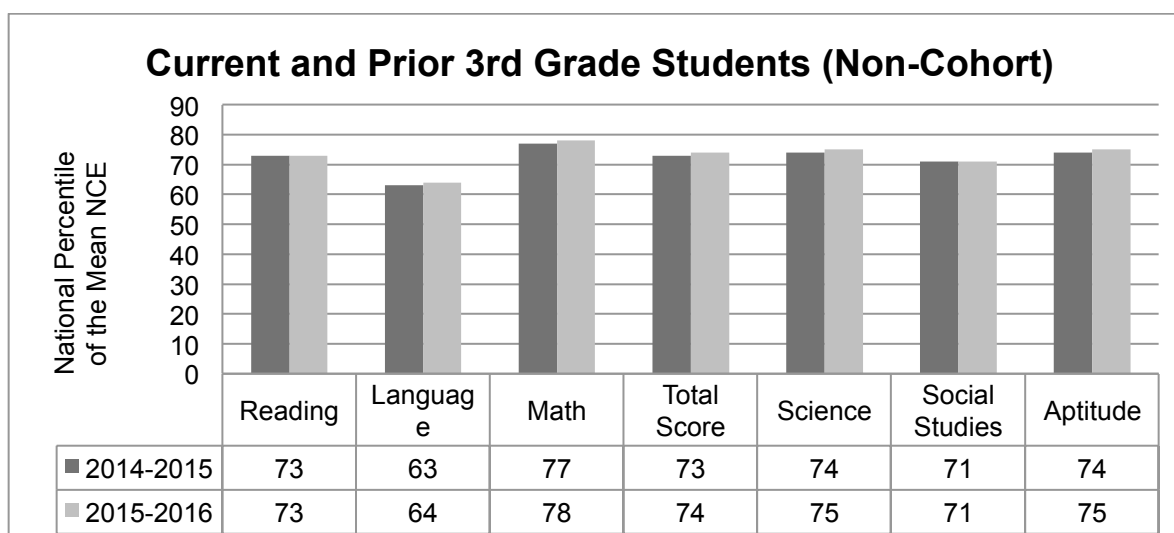
The InView is a group-administered aptitude test designed to be predictive of school success. It includes measures of verbal reasoning, sequences, analogies, and quantitative reasoning.

Results

The following graph shows TerraNova total scores for grade 3 since 2010-2011. The TerraNova total score is based on the reading, language, and math subtests (i.e., science and social studies are not represented in the total score). These data reflect test results of different groups of students each year (non-cohort data). Data results trend remains consistent over the years. Starting in 2010-2011 to current, Millard Public Schools has administered *TerraNova, Third Edition Complete Battery* (2007 norms).

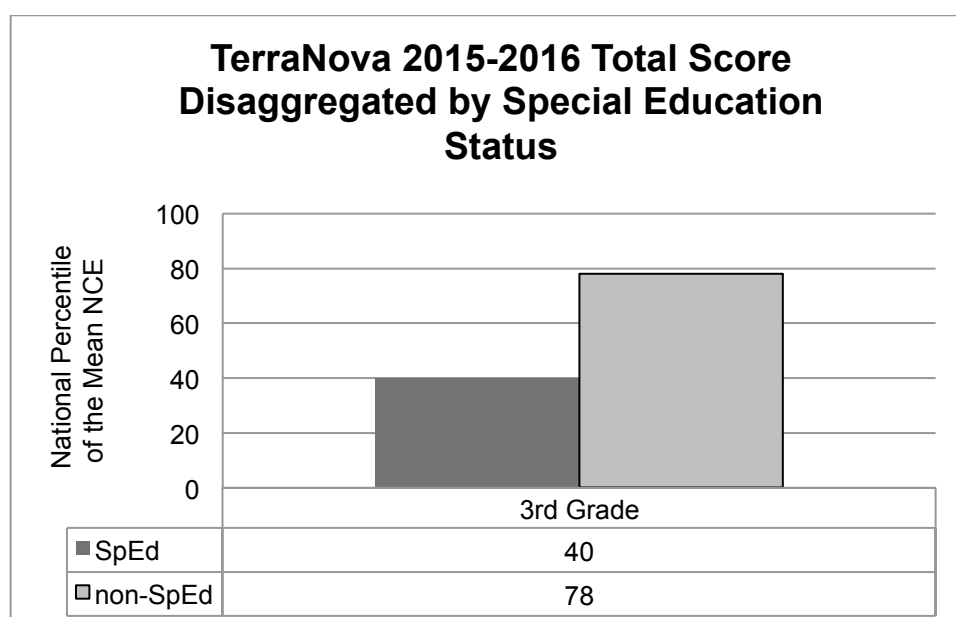
Trend Across Years (Non-Cohort Data)





Performance in 3rd grade *TerraNova* subtests and total composite (achievement) remains consistent as does 3rd grade performance in the *InView* (aptitude). The *InView* is designed to be predictive of school success and yields anticipated achievement scores that can be compared to *TerraNova* scores as one indicator to determine if students are achieving as well as would be predicted by their aptitude score. On the average, students scored higher than would be predicted by their aptitude score. The 3rd grade predicted NP of mean NCE was 71 and the actual is 74.

This graph shows the district-wide *TerraNova* total score for students receiving special education services (SpEd) versus students not receiving special education services (non-SpEd).



TerraNova 2015-2016 Total Score Disaggregated by Special Education Status

National Percentile of the Mean NCE

	Non-SpEd	SpEd
Abbott	82	29
Ackerman	73	52
Aldrich	90	*
Black Elk	83	54
Bryan	68	55
Cather	83	21
Cody	71	38
Cottonwood	80	45
Disney	70	*
Ezra Millard	81	53
Harvey Oaks	78	*
Hitchcock	83	23
Holling Heights	70	14
Montclair	73	23
Morton	72	60
Neihardt	69	24
Norris	68	51
Reagan	80	47
Reeder	75	35
Rockwell	60	81
Rohwer	77	43
Sandoz	73	33
Upchurch	87	40
Wheeler	77	30
Willowdale	83	74

* = fewer than 5 students

There continues to be an overall gap in achievement between students receiving special education services and their peers without disabilities. The gap in achievement between these groups is quite variable among schools.

TerraNova, Third Edition Complete Battery
2015-2016
Summary Report by Elementary School

	Reading	Language	Mathematics	Total Score*	Science	Social Studies
	NP of Mean NCE	NP of Mean NCE	NP of Mean NCE	NP of Mean NCE	NP of Mean NCE	NP of Mean NCE
Millard School District	73	64	78	74	75	71
Abbott	77	72	80	79	82	75
Ackerman	71	62	75	71	74	61
Aldrich	89	82	89	89	89	87
Black Elk	80	67	85	80	80	73
Bryan	62	59	71	66	69	63
Cather	76	72	82	80	79	81
Cody	66	59	69	67	69	63
Cottonwood	78	65	81	77	79	78
Disney	65	63	68	67	67	63
Ezra	75	66	82	77	80	75
Harvey Oaks	74	64	76	73	64	70
Hitchcock	77	70	81	79	77	70
Holling Heights	60	53	64	60	59	55
Montclair	70	59	73	70	76	71
Morton	70	60	74	70	73	70
Neihardt	61	52	64	60	61	52
Norris	65	56	72	67	69	73
Reagan	76	64	82	77	75	73
Reeder	69	59	75	70	72	61
Rockwell	66	50	69	63	72	58
Rohwer	74	62	79	74	76	71
Sandoz	64	60	75	69	70	62
Upchurch	80	75	87	83	82	81
Wheeler	71	57	81	72	74	71
Willowdale	82	71	87	82	83	82

*Total Score includes Reading, Language, and Math

Summary

The analysis of non-cohort groups showed that Millard students continued to score well above the national average on the *TerraNova*. Maintaining a high level of academic achievement over time indicates that Millard's schools are delivering effective instruction.