

SCHOOL DISTRICT NO. 17  
a/k/a  
Millard Public School District

NOTICE OF MEETING

Notice is hereby given of a Board of Education meeting of School District No. 17, in the County of Douglas, which will be held at **6:00 p.m. on Monday, October 9, 2023** at Don Stroh Administration Building 5606 S. 147th St. Omaha, NE 68137.

Agenda for such meeting, kept continuously current, is available for public inspection at the office of the superintendent at 5606 South 147th Street, Omaha, Nebraska and on the MPS website at [www.mpsomaha.org](http://www.mpsomaha.org).

Mike Kennedy  
Secretary

10/6

ZNEZ

**THE DAILY RECORD  
OF OMAHA**  
JASON W. HUFF, Publisher  
**PROOF OF PUBLICATION**


UNITED STATES OF AMERICA,  
The State of Nebraska,  
District of Nebraska,  
County of Douglas,  
City of Omaha

} ss.

JASON W. HUFF and/or JOSIE CHARRON, being duly sworn, deposes and say that they are the PUBLISHER and/or MANAGING EDITOR of THE DAILY RECORD, of Omaha, a legal newspaper, printed and published daily in the English language, having a bona fide paid circulation in Douglas County in excess of 300 copies, and a general circulation in Sarpy, Lancaster, Cass and Dodge Counties, printed in Omaha, in said County of Douglas, Nebraska for more than fifty-two weeks last past; that the printed notice here-to attached was published in THE DAILY RECORD, of Omaha, for 1 consecutive weeks on:

10/6/23

That said Newspaper during that time was regularly published and in general circulation in the County of Douglas, and State of Nebraska.



Publisher's Fee \$24.00  
Additional Copies \$ \_\_\_\_\_  
Filing Fee \$ \_\_\_\_\_  
Total \$24.00

*Jason W. Huff*

Subscribed in my presence and sworn to before  
me this OCTOBER 06 2023


*Nicole M. Palmer*


Notary Public in and for Douglas County, State  
of Nebraska


**ACKNOWLEDGMENT OF RECEIPT  
OF NOTICE OF MEETING**


The undersigned members of the Board of Education of Millard, District #017, Omaha, Nebraska, hereby acknowledge receipt of advance notice of a meeting of said Board of Education and the agenda for such meeting held at 6:00 P.M. on October 9, 2023, at the Don Stroh Administration Center, 5606 South 147 Street, Omaha, NE 68137

Dated this 9th day of October, 2023


  
Amanda McGill Johnson – President

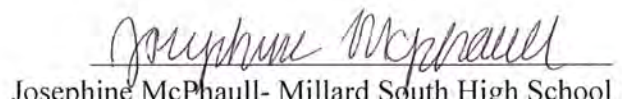
  
Linda Poole – Vice President


  
Mike Kennedy – Secretary

Mike Pate – Treasurer  
  
Stacy Jolley

  
Lisa Schoenberger

  
Reema Guda - Millard North High School

  
Josephine McPhaull- Millard South High School

  
Tori Karloff - Millard West High School

# BOARD OF EDUCATION MEETING SIGN IN

OCTOBER 9, 2023

NAME:

REPRESENTING:

Observing for  
a Class? (Y/N)

Victoria Karkoff

Millard West

✓

Simone Jones

Millard North

✓

Clara Mann

UNMC

yes

Jensen Bedlan

UNMC

yes

Kaitlyn Gall

UNMC

yes

Genevieve Maldonado

UNMC

yes

Megan Benoit

self

Thomas Funk

Troop 374

N

Tom Michael

BLUCCO

N

MIKE PERRY

ARCHITECT

N

Allison Kinney-Walker

parent

N

Melanni Olson

DSAC



# **BOARD OF EDUCATION MEETING**

**October 9, 2023**



BOARD OF EDUCATION  
MILLARD PUBLIC SCHOOLS  
OMAHA, NEBRASKA

BOARD MEETING  
OCTOBER 9, 2023  
6:00 P.M.

DON STROH ADMINISTRATION CENTER  
5606 SOUTH 147TH STREET

AGENDA

**A. Call to Order**

**The Public Meeting Act is posted on the wall and available for public inspection.**

**B. Pledge of Allegiance**

**C. Roll Call**

**D. Employee of the Month** - Anna Palmensano, Resource SPED Teacher, Black Elk and Sandy Fortney, Resource SPED Para, Reagan

**E. Showcase** - Recognition of Students

**F. Public Comments on agenda items** – This is the proper time for public questions and comments on agenda items only. Please make sure a request form is given to the Board President before the meeting begins.

**G. Routine Matters**

1. \*Approval of Board of Education Minutes – September 25, 2023
2. \*Approval of Bills and receive the Treasurer's Report and Place on File

**H. Information Items**

1. Superintendent's Comments
2. Board Comments/Announcements
3. Report from Student Representatives

**I. Unfinished Business - None**

**J. New Business**

1. Approval of Rule 2100.23: Administration - Director of Recruitment and Retention
2. Reaffirm Policy 3816: Support Services -Transportation-Students - Bus Stops
3. Reaffirm Policy 3817: Support Services -Transportation - Students - Discipline
4. Reaffirm Policy 3821: Support Services -Transportation - Drivers - Qualifications
5. Reaffirm Policy 4000: Human Resources - General Personnel Policy Statement
6. Approval of 2024-2025 Student Calendar
7. Approval of Legislative Standing Positions
8. Approval of Contract for Montclair Interior Renovation
9. Approval of Personnel Actions: Recommendation to Hire, Resignation Agenda

**K. Reports**

1. Evaluation Of Operational Process Study Report (Weeding the Garden) - Professional Learning
2. Dual Enrollment Report
3. Advanced Placement Program Report
4. Student Services 2022-23 Year-end Data Report

**L. Future Agenda Items/ Board Calendar**

1. Thursday, October 12 - Monday, October 16, 2023 - Conferences/Work Day/ Professional Development – No School for Students
2. Monday, November 6, 2023 - Board of Education Meeting - 6:00 p.m. at DSAC
3. Monday, November 6, 2023 - Teacher Professional Learning and Work Day - No School for Students
4. Wednesday, November 15-17, 2023 - NASB State Education Conference - CHI Health Center
5. MPSF Jingle on Friday, November 17, 2023 at 7:00 p.m. at Champions Run
6. Monday, November 20, 2023 - Board of Education Meeting - 6:00 p.m. at DSAC
7. Wednesday, November 22 - Friday, November 24, 2023 - Thanksgiving Break – No School for Students
8. Thursday, November 30, 2023 - Foundation Board Holiday Event - Foundation Office - Time TBD
9. Monday, December 4, 2023 - Board of Education Meeting - 6:00 p.m. at DSAC
10. Wednesday, December 13, 2023 - Board of Education Holiday Celebration - 5:00 p.m. at the Foundation Office
11. Wednesday, December 21, 2023 - Wednesday, January 3, 2024 - No School - Winter Break

- M. Public Comments** - This is the proper time for public questions and comments on any topic.  
Please make sure a request form is given to the Board President before the meeting begins.

**N. Adjournment**

All items indicated by an asterisk (\*) will comprise the Consent Agenda and may be acted on in a single motion. Items may be deleted from the Consent Agenda by request of any board member.

BOARD OF EDUCATION  
MILLARD PUBLIC SCHOOLS  
OMAHA, NEBRASKA

BOARD MEETING  
OCTOBER 09, 2023  
6:00 P.M.

DON STROH ADMINISTRATION CENTER  
5606 SOUTH 147TH STREET

ADMINISTRATIVE MEMORANDUM

A. Call to Order

**The Public Meeting Act is posted on the wall and available for public inspection.**

B. Pledge of Allegiance

C. Roll Call

D. **Employee of the Month** - Anna Palmensano, Resource SPED Teacher, Black Elk and Sandy Fortney, Resource SPED Para, Reagan

E. **Showcase** - Recognition of Students

F. Public Comments on agenda items – This is the proper time for public questions and comments on agenda items only.  
Please make sure a request form is given to the Board President before the meeting begins.

G.1\* Motion by \_\_\_\_\_, seconded by \_\_\_\_\_, to approve the Board of Education Minutes from September 25, 2023.

G.2\* Approval of Bills and receive the Treasurer's Report and Place on File.

H.1 Superintendent's Comments

H.2 Board Comments/Announcements

H.3 Report from Student Representatives

I.1 Unfinished Business - None

J.1 Motion by \_\_\_\_\_, seconded by \_\_\_\_\_, to approve Rule 2100.23: Administration - Director of Recruitment and Retention.

J.2 Motion by \_\_\_\_\_, seconded by \_\_\_\_\_, to reaffirm Policy 3816: Support Services -Transportation-Students - Bus Stops.

J.3 Motion by \_\_\_\_\_, seconded by \_\_\_\_\_, to reaffirm Policy 3817: Support Services -Transportation - Students - Discipline.

J.4 Motion by \_\_\_\_\_, seconded by \_\_\_\_\_, to reaffirm Policy 3821: Support Services -Transportation - Drivers - Qualifications.

- J.5 Motion by \_\_\_\_\_, seconded by \_\_\_\_\_, to reaffirm Policy 4000: Human Resources - General Personnel Policy Statement.
- J.6 Motion by \_\_\_\_\_, seconded by \_\_\_\_\_, to approve the 2024-2025 Student Calendar.
- J.7 Motion by \_\_\_\_\_, seconded by \_\_\_\_\_, the Legislative Standing Positions.
- J.8 Motion by \_\_\_\_\_, seconded by \_\_\_\_\_, that the contract for the Montclair Elementary School Interior Renovation be awarded to BluCor Construction Group in the amount of \$461,819 and that the Chief Financial Officer be authorized to execute any and all documents related to such project.
- J.9 Motion by \_\_\_\_\_, seconded by \_\_\_\_\_, to approve Personnel Actions: Resignation Agenda.

K. Reports

1. Evaluation Of Operational Process Study Report (Weeding the Garden) - Professional Learning
2. Dual Enrollment Report
3. Advanced Placement Program Report
4. Student Services 2022-23 Year-end Data Report

L. Future Agenda Items/ Board Calendar

1. Thursday, October 12 - Monday, October 16, 2023 - Conferences/Work Day/ Professional Development – No School for Students
2. Monday, November 6, 2023 - Board of Education Meeting - 6:00 p.m. at DSAC
3. Monday, November 6, 2023 - Teacher Professional Learning and Work Day - No School for Students
4. Wednesday, November 15-17, 2023 - NASB State Education Conference - CHI Health Center
5. MPSF Jingle on Friday, November 17, 2023 at 7:00 p.m. at Champions Run
6. Monday, November 20, 2023 - Board of Education Meeting - 6:00 p.m. at DSAC
7. Wednesday, November 22 - Friday, November 24, 2023 - Thanksgiving Break – No School for Students
8. Thursday, November 30, 2023 - Foundation Board Holiday Event - Foundation Office - Time TBD
9. Monday, December 4, 2023 - Board of Education Meeting - 6:00 p.m. at DSAC
10. Wednesday, December 13, 2023 - Board of Education Holiday Celebration - 5:00 p.m. at the Foundation Office
11. Wednesday, December 21, 2023 - Wednesday, January 3, 2024 - No School - Winter Break

- M. Public Comments - This is the proper time for public questions and comments on any topic.  
Please make sure a request form is given to the Board President before the meeting begins.

N. Adjournment

All items indicated by an asterisk (\*) will comprise the Consent Agenda and may be acted on in a single motion. Items may be deleted from the Consent Agenda by request of any board member.



## MILLARD PUBLIC SCHOOLS SCHOOL DISTRICT NO. 17

A meeting of the Board of Education of the School District No. 17, in the county of Douglas in the state of Nebraska was convened in open and public session at 6:00 p.m., Monday, September 25, 2023, at the Don Stroh Administration Center, 5606 South 147<sup>th</sup> Street.

Notice of this meeting was given in advance thereof by publication in the Daily Record on Friday, September 22, 2023 a copy of the publication is being attached to these minutes. Notice of this meeting was given to all members of the Board of Education and a copy of their Acknowledgement of Receipt of Notice and the agenda are attached to these minutes. Availability of the agenda was communicated in advance notice and in the notice of the Board of Education of this meeting. All proceedings hereafter shown were taken while the convened meeting was open to the attendance of the public.

President Amanda McGill Johnson announced that the open meeting laws are posted and available for public inspection and asked everyone to join in the Pledge of Allegiance.

Roll call was taken. Mrs. Schoenberger, Mrs. Poole, Mrs. McGill Johnson, Mr. Pate, and Mrs. Jolley were present.

Mrs. McGill Johnson said that Mr. Kennedy was running late. Motion was made by Linda Poole, seconded by Stacy Jolley, to excuse Mr. Kennedy. Voting in favor of said motion was: Mrs. Schoenberger, Mrs. Poole, Mrs. McGill Johnson, Mr. Pate and Mrs. Jolley. Voting against were: None. Motion carried.

Mrs. McGill Johnson announced this is the proper time for public questions and comments on agenda items only. There were no requests to speak on agenda items.

Motion was made by Stacy Jolley, seconded by Linda Poole, to approve the Board of Education minutes for September 5, 2023, and approve the bills and receive the treasurer's report and place on file. Voting in favor of said motion was: Mrs. Poole, Mrs. McGill Johnson, Mr. Pate, Mrs. Jolley, and Mrs. Schoenberger. Voting against were: None. Motion carried.

Mr. Kennedy arrived at 6:05 p.m.

Mrs. Poole provided a summary of the Board Committee of the Whole Meeting from September 11, 2023.

### **Superintendent's Comments:**

Dr. Schwartz welcomed the leadership academy members who were attending tonight. He thanked them for attending.

Dr. Schwartz shared two celebrations. He said that Aldrich Elementary and Reeder Elementary schools were recognized as Blue Ribbon Schools. Millard had two of the four schools recognized in the state. Dr. Schwartz said that the U.S. Department of Education honors 350-400 public and private schools across the country each year. Each state is given an allocation of awards spaces based on state population. The recognition is based on a school's overall academic performance or progress in closing achievement gaps among student groups on assessments.

Dr. Schwartz shared that 28 Millard students were recognized as National Merit finalists. That means that 25% of all National Merit finalists in Nebraska came from Millard even though we only have 7% of the entire state's student population. Dr. Schwartz congratulated Mrs. Jolley's daughter for being one of the finalists as well as our student board rep, Reema Guda.

Dr. Schwartz shared that there are five advisory groups that he meets with throughout the year. They are the Student, Parent, Service, Business and Interfaith Advisory groups. Dr. Schwartz shared that the feedback received from these groups is valued and this is one of the many ways we engage the different stakeholders in our community.

### **Board Comments:**

#### Mrs. Jolley:

Mrs. Jolley shared that she attended the recent Kim Foundation banquet. She shared that the Kim Foundation's focus is suicide prevention and mental health support. Mrs. Jolley shared that Millard Public Schools was honored as the School Partner of the Year. She said that several MPS Social Workers accepted the award on behalf of the district. Mrs. Jolley congratulated and thanked the social workers for all their hard work.

Mr. Pate:

Mr. Pate shared that he will be gone for the October 9, 2023 Board meeting.

Mrs. Poole:

Mrs. Poole congratulated the Blue Ribbon School winners. Mrs. Poole shared that the next TAC meeting is next Tuesday and Wednesday and she will be attending. Mrs. Poole shared that she is looking forward to her upcoming school visits. Mrs. Poole also congratulated Mrs. McGill Johnson and Mrs. Jolley on their recent NASB awards that were presented at last week's area membership meeting.

Mrs. Lisa Schoenberger:

Mrs. Schoenberger shared that the school visits she has attended are amazing and she is learning so much. She apologized for any disruption the visits may have caused.

Mrs. Schoenberger shared that September is suicide awareness month and that there is still a stigma in our community surrounding mental health. She said two great suicide resources, which were Safe2Helps hotline and

[www.moretomorrowsne.org](http://www.moretomorrowsne.org).

Mr. Kennedy:

Mr. Kennedy thanked our students, parents, and our teachers. He said the recent awards show the great systems we have in Millard that work together to build a strong foundation. Mr. Kennedy said that Dr. Schwartz does a great job communicating Millard's successes to the community.

Mrs. McGill Johnson:

Mrs. McGill Johnson congratulated Aldrich and Reeder on their Blue Ribbon School award.

Reema Guda, student representative from Millard North High School, Josephine McPhaul, student representative from Millard South High School, and Tori Karloff student representative from Millard West High School reported on the academic and athletic happenings at their respective schools.

**Unfinished Business:** None

**New Business:**

Motion by Mike Kennedy, seconded by Stacy Jolley, to reaffirm Policy 3813: Support Services-Transportation - Students -Homeless, Policy 3815: Support Services-Transportation - Students-Private Vehicles, Policy 5550: Student Services - Open/Closed Campus, Rule 5550.1 Student Services - Open/Closed Campus, Policy Policy 5610: Student Services - Do Not Resuscitate/ Do Not Intubate Requests, Rule 5610.1: Student Services - Do Not Resuscitate/Do Not Intubate Requests.

Motion by Mrs. Jolley, seconded by Mike Kennedy to remove Rule 5550.1 Student Services - Open/Closed Campus from the consent agenda motion. Voting in favor of said motion was: Mr. Kennedy, Mrs. Schoenberger, Mrs. Poole, Mrs. McGill Johnson, Mr. Pate and Mrs. Jolley. Voting against were: None. Motion carried. *Mrs. Jolley said that due to the changes of Millard West's schedule there should be a strikethrough of "(semester at Millard West)" in section III. bullet point C.* Motion by Mrs. Jolley, seconded by Mike Kennedy to amend and approve Rule 5550.1 Student Services - Open/Closed Campus with strikethrough of "(semester at Millard West)" in section III. bullet point C..Voting in favor of said motion was: Mr. Kennedy, Mrs. Schoenberger, Mrs. Poole, Mrs. McGill Johnson, Mr. Pate and Mrs. Jolley.

Voting in favor of the remaining items in the above listed consent agenda motion was: Mr. Kennedy, Mrs. Schoenberger, Mrs. Poole, Mrs. McGill Johnson, Mr. Pate and Mrs. Jolley. Voting against were: None. Motion carried.

Motion by Lind Poole, seconded by Stacy Jolley, that the FYE24 Budget be adopted as submitted in the Revised Budget Summary and that such document be incorporated herein in its entirety by this reference. *Chief Financial Officer Chad Meisgeier reminded the board that we have discussed the budget a few times in public sessions. Mr. Meisgeier said that we are trying to thread the needle to make sure we are meeting the needs of our students and staff but also being respectful of our tax payers. Mr. Meisgeier explained how the special education funding will affect district finances in year three and beyond.*

*Mr. Meisgeier said that the influx of state aid funding allowed us to provide significant property tax relief to our community. The certified property values for the district increased 11.16%. This was higher than projected at the time of the August 14, 2023 public hearing, so the Property Tax Requests were adjusted and the proposed levy was reduced. Mr. Meisgeier said that due to this, the budget summary was amended accordingly. The total levy will change from \$1.2100 to \$1.0981, a decrease of \$0.1119.*

*Mr. Meisgeier provided a summary of the Douglas County tax public hearing. Millard did not have to participate in the hearing since Millard did not exceed the tax ask cap but Mr. Meisgerier attended to observe. Voting in favor of said motion was: Mr. Pate, Mrs. Jolley, Mr. Kennedy, Mrs. Schoenberger, Mrs. Poole, and Mrs. McGill Johnson. Voting against were: None. Motion carried.*

Motion by Linda Poole, seconded by Stacy Jolley, that the FYE24 Property Tax Requests Resolution be approved as submitted and that such resolution be incorporated in its entirety into this motion. Voting in favor of said motion was: Mrs. Schoenberger, Mrs. Poole, Mrs. McGill Johnson, Mr. Pate, Mrs. Jolley, and Mr. Kennedy. Voting against were: None. Motion carried.

Motion by Stacy Jolley, seconded by Linda Poole, that the contract for the Disney Elementary School Interior Renovation be awarded to Meco-Henne Contracting in the amount of \$1,118,000 and that the Chief Financial Officer be authorized to execute any and all documents related to such project. *Chief Financial Officer Chad Meisgeier said Mike Purdy from Purdy & Slack Architects was available to address questions and concerns from the Board.* Voting in favor of said motion was: Mrs. Jolley, Mr. Kennedy, Mrs. Schoenberger, Mrs. Poole, Mrs. McGill Johnson, and Mr. Pate. Voting against were: None. Motion carried.

Motion by Stacy Jolley, seconded by Linda Poole, to approve Personnel Actions: Resignation Agenda. Voting in favor of said motion was: Mrs. Poole, Mrs. McGill Johnson, Mr. Pate, Mrs. Jolley, Mr. Kennedy, and Mrs. Schoenberger. Voting against were: None. Motion carried.

## **Reports:**

### **Enrollment Report - August 26, 2023**

Dr. Darin Kelberlau, Executive Director of Assessment, Research and Evaluation, shared the enrollment report and beginning of the year numbers. This data was pulled on August 29, 2023 and our K-12 enrollment numbers are 22,557. Dr. Kelberlau said that this number is down 323 students from last year at the same time. Dr. Kelberlau shared that the kindergarten and first grade cohort numbers are down compared to the typical 1,700 range per grade. The official NDE numbers will be pulled 10/1/23 and will be brought back as another report after that date. The decline in birth rates in Douglas county and across the state has impacted this number. Dr. Schwartz said that 2017 is when the state started to see the decline in birth rates which coincided with this year's kindergarteners.

Dr. Schwartz said strategy two of the strategic plan will focus on how Millard can grow its enrollment. He said 14 % of the district's enrollment are option enrolled students and this helps to stabilize our enrollment. Assistant Superintendent of Human Resources Dr. Kevin Chick shared that we now keep the option enrollment waitlist open all of the first semester and if space is available they continue to add students to schools.

### **Legislative Standing Positions**

Director of Strategic Projects & External Affairs Dr. Todd Tripple thanked Chad Zimmerman and the entire executive team for their support during this transition. Dr. Tripple said that each year we bring to the Board the Legislative Standing Positions which are the guiding principles used through the next session. The last change to these positions took place in 2022. The only recommendation is to change "teacher" to "staff" in the bullet related to competitive compensation.

Mr. Kennedy expressed his desire to have a standing position added. He would like it to express the desire for a statewide comprehensive approach to address retention and recruitment in the education profession. Mr. Kennedy would like to show coherence on this issue whether it is state funding of programs for staff compensation, tuition assistance, or loan forgiveness. Dr. Tripple said he will work with Dr. Schwartz and will bring back the proposed addition to the next board meeting for board approval.

Mrs. McGill Johnson reminded the Board of future agenda items and said this is the proper time for public questions and comments. There was one request to speak on non-agenda items. *Rachel Murphy of 14212 Frances St. spoke on a non-agenda item.*

**Future Agenda Items/ Board Calendar:**

1. Monday, October 9, 2023 - Board of Education Meeting - 6:00 p.m. at DSAC
2. Thursday, October 12 - Monday, October 16, 2023 - Conferences/Work Day/ Professional Development – No School for Students
3. Monday, November 6, 2023 - Board of Education Meeting - 6:00 p.m. at DSAC
4. Monday, November 6, 2023 - Teacher Professional Learning and Work Day - No School for Students
5. Wednesday, November 15-17, 2023 - NASB State Education Conference - CHI Health Center
6. MPSF Jingle on Friday, November 17, 2023 at 7:00 p.m. at Champions Run
7. Monday, November 20, 2023 - Board of Education Meeting - 6:00 p.m. at DSAC
8. Wednesday, November 22 - Friday, November 24, 2023 - Thanksgiving Break – No School for Students
9. Thursday, November 30, 2023 - Foundation Board Holiday Event - Foundation Office - Time TBD

Meeting was adjourned at 7:23 p.m..

  
Secretary, Mike Kennedy



# **Millard Public Schools**

**October 9, 2023**

## **Millard Public Schools Check Register Prepared for the Board Meeting for Oct 9, 2023**

Fund	Check Number	Check Date	Vendor Number	Vendor Name	Transaction Amount
01	501012	09/21/2023	064800	METRO UTILITIES DISTRICT OF OMAHA	\$67,222.14
	501013	09/21/2023	139511	UNITED REFRIGERATION INC	\$76.50
	501014	09/28/2023	142704	CITIBANK N.A.	\$4.67
	501015	09/28/2023	143459	GREAT PLAINS COMMUNICATIONS HOLDING	\$1,396.24
	501016	09/28/2023	130994	JOHNSON CONTROLS INC	\$1,094.50
	501018	09/28/2023	064800	METRO UTILITIES DISTRICT OF OMAHA	\$18,993.41
	501020	10/09/2023	140821	MARGARET E SCHWARTZ	\$5,670.00
	501021	10/09/2023	143523	402 ARTS COLLECTIVE	\$720.00
	501022	10/09/2023	010040	A & D TECHNICAL SUPPLY CO INC	\$143.00
	501023	10/09/2023	143468	A-1 FLAGS, POLES & REPAIR LLC	\$200.00
	501024	10/09/2023	143631	JIM ABT	\$221.39
	501025	10/09/2023	109853	ACCESS ELEVATOR INC.	\$505.00
	501027	10/09/2023	010112	AE SUPPLY LLC	\$5,105.00
	501028	10/09/2023	144329	AIM HIGH TEST PREP CO	\$8,500.00
	501029	10/09/2023	143410	AKRS EQUIPMENT SOLUTIONS INC	\$2,499.45
	501030	10/09/2023	139362	AMANDA L AKSAMIT	\$190.67
	501031	10/09/2023	137559	DANAE M ALBERS	\$58.35
	501032	10/09/2023	137976	HALEY E ALLEN	\$29.20
	501033	10/09/2023	101779	AMERICAN SCHOOL COUNSELOR ASSOC	\$164.00
	501034	10/09/2023	143146	JUNE ANALCO	\$658.00
	501035	10/09/2023	143506	ANZALONE CRUSHR LLC	\$750.00
	501036	10/09/2023	012989	APPLE COMPUTER INC	\$6,479.45
	501037	10/09/2023	013496	ASSN FOR SUPERVISION/CURRICULUM DEV	\$1,295.00
	501038	10/09/2023	141122	A-UNITED AUTOMATIC DOOR & GLASS INC	\$558.25
	501039	10/09/2023	141354	JON D AUSTIN	\$99.85
	501040	10/09/2023	144008	SAMANTHA K BALLARD	\$135.70
	501041	10/09/2023	137482	KRISTINA A BAMESBERGER	\$114.49
	501042	10/09/2023	144347	KARLY B BARADA	\$142.13

## **Millard Public Schools Check Register Prepared for the Board Meeting for Oct 9, 2023**

Fund	Check Number	Check Date	Vendor Number	Vendor Name	Transaction Amount
01	501043	10/09/2023	143990	KAITLYN FR BARRETT	\$27.64
	501044	10/09/2023	017877	CYNTHIA L BARR-MCNAIR	\$177.37
	501046	10/09/2023	135223	AARON J BEARINGER	\$45.65
	501047	10/09/2023	141521	ERIKA J BECKLEY	\$79.45
	501048	10/09/2023	139889	DARLA G BELL	\$139.59
	501049	10/09/2023	144328	JACQUELINE M BERGMANN	\$49.60
	501050	10/09/2023	139161	BERKLEY RISK ADMINISTRATORS CO LLC	\$5,000.00
	501051	10/09/2023	142454	LAURA C BESHALER	\$245.17
	501052	10/09/2023	136008	KERRI J BETTS	\$67.28
	501055	10/09/2023	142377	ABBY J BJORNSEN	\$34.72
	501056	10/09/2023	142362	ZACHARY P BJORNSEN	\$212.97
	501057	10/09/2023	144318	KELLY F BLECHA	\$150.40
	501058	10/09/2023	144344	MATTHEW J BLES	\$64.14
	501059	10/09/2023	143275	BRIDGET K BLIEFERNICH	\$23.96
	501061	10/09/2023	134478	TIFFANY M BOCK SMITH	\$186.12
	501063	10/09/2023	130899	KIMBERLY M BOLAN	\$168.61
	501065	10/09/2023	141454	SYDNEY J BOWCOTT	\$85.00
	501067	10/09/2023	139996	BOYS TOWN	\$38,500.00
	501069	10/09/2023	139947	YESENIA BRAVO	\$425.03
	501070	10/09/2023	140520	JULIE K BREESE	\$73.89
	501071	10/09/2023	139890	DOUGLAS J BREITER	\$106.70
	501072	10/09/2023	143810	SAMUEL BROESCH	\$19.00
	501073	10/09/2023	141959	EMILI L BROSNAN	\$82.65
	501074	10/09/2023	144319	HANNAH C BROWN	\$100.00
	501075	10/09/2023	136205	KIMBERLY A BROWN	\$37.34
	501077	10/09/2023	141510	CHRISTINE L BUKOWSKI	\$214.32
	501078	10/09/2023	143352	CTBOOK HOLDINGS LLC	\$1,165.15
	501079	10/09/2023	144077	DAYNA M BURKE	\$245.10

## **Millard Public Schools Check Register Prepared for the Board Meeting for Oct 9, 2023**

Fund	Check Number	Check Date	Vendor Number	Vendor Name	Transaction Amount
01	501083	10/09/2023	143556	TRENOR J CAMPBELL	\$77.55
	501088	10/09/2023	143369	CAPITAL SANITARY SUPPLY CO INC	\$25,292.34
	501089	10/09/2023	131158	CURTIS R CASE	\$640.98
	501090	10/09/2023	140956	JOHN BARRY CASTLE	(\$35.00)
	501091	10/09/2023	133970	CCS PRESENTATION SYSTEMS	\$670.50
	501093	10/09/2023	109036	GALE/CENGAGE LEARNING	\$83,346.00
	501094	10/09/2023	130727	CENTER FOR ADVANCEMENT & STUDY OF	\$950.00
	501095	10/09/2023	144216	MINDY CHADWELL	\$240.00
	501096	10/09/2023	106851	CHILDREN'S HOME HEALTHCARE	\$12,835.50
	501097	10/09/2023	143979	ANDREW P CLARK	\$74.81
	501098	10/09/2023	137013	NANCY S COLE	\$78.86
	501099	10/09/2023	025690	COMPUTER INFORMATION CONCEPTS	\$630.00
	501100	10/09/2023	135082	OCCUPATIONAL HEALTH CTRS OF NE PC	\$522.00
	501101	10/09/2023	135296	SHANNON M COOLEY-LOVETT	\$83.94
	501102	10/09/2023	143248	RANA R COREY	\$83.91
	501104	10/09/2023	138658	RICHARD NORTON	\$406.25
	501105	10/09/2023	144327	JM HOSPITALITY INC	\$269.90
	501106	10/09/2023	106893	WICHITA WATER CONDITIONING INC	\$44.10
	501108	10/09/2023	027300	CUMMINS CENTRAL POWER LLC	\$7,074.39
	501109	10/09/2023	130900	CHERYL L CUSTARD	\$131.66
	501110	10/09/2023	144342	DENISE L CZAPLEWSKI	\$51.88
	501111	10/09/2023	131483	JANET L DAHLGAARD	\$38.84
	501112	10/09/2023	132671	JEAN T DAIGLE	\$235.80
	501113	10/09/2023	131003	DAILY RECORD	\$46.24
	501114	10/09/2023	135569	CYNTHIA L DARK	\$124.65
	501115	10/09/2023	138584	DATA POWER TECHNOLOGY LLC	\$630.00
	501116	10/09/2023	032497	CHERYL R DECKER	\$93.93
	501117	10/09/2023	106713	ANDREW S DEFREECE	\$89.21



## **Millard Public Schools Check Register Prepared for the Board Meeting for Oct 9, 2023**

Fund	Check Number	Check Date	Vendor Number	Vendor Name	Transaction Amount
01	501118	10/09/2023	137331	BASTIAN DERICHS	\$47.16
	501119	10/09/2023	140640	DESIGN 4 INC	\$470.60
	501120	10/09/2023	144015	ERICA M DETTINGER	\$352.99
	501121	10/09/2023	132669	DIGITAL DOT SYSTEMS INC	\$3,075.00
	501123	10/09/2023	144004	KATHERINE J DITTMAN	\$5.50
	501124	10/09/2023	135059	LYNN A DIURBA	\$65.00
	501125	10/09/2023	139349	TERRIN D DORATHY	\$29.61
	501127	10/09/2023	135689	SUSAN M DULANY	\$186.48
	501129	10/09/2023	139281	PAMELA A DUNCAN	\$170.00
	501130	10/09/2023	138426	KELLY D EALY	\$177.57
	501131	10/09/2023	137806	SHARON M EBLEN	\$230.95
	501132	10/09/2023	052370	ECHO ELECTRIC SUPPLY CO	\$2,257.82
	501133	10/09/2023	138878	LACEY M EDDY	\$20.44
	501134	10/09/2023	037525	EDUCATIONAL SERVICE UNIT #3	\$1,379.13
	501135	10/09/2023	135656	EDUCATIONAL SERVICE UNIT	\$5,400.00
	501137	10/09/2023	133823	REBECCA S EHRHORN	\$325.07
	501139	10/09/2023	038140	ELECTRONIC SOUND INC.	\$3,290.36
	501140	10/09/2023	141577	ELITE PROFESSIONALS HOME CARE LLC	\$8,791.25
	501142	10/09/2023	144000	DOUGLAS COUNTY SCHOOL DISTRICT 10	\$550.00
	501143	10/09/2023	138508	DOUGLAS COUNTY SCHOOL DISTRICT 10	\$500.00
	501144	10/09/2023	142407	SAMANTHA L ENGEL	\$84.89
	501145	10/09/2023	135360	PAMELA A ERIXON	\$114.62
	501146	10/09/2023	109066	TED H ESSER	\$141.41
	501147	10/09/2023	143301	EVANS CUSTOM APPAREL INC	\$889.50
	501148	10/09/2023	144341	KRISTY L FEDEN	\$43.30
	501149	10/09/2023	137016	ANGELA L FERGUSON	\$43.17
	501150	10/09/2023	144320	RENAE J FICHNA	\$175.22
	501151	10/09/2023	138146	FIERCE INC	\$103.56

## **Millard Public Schools Check Register Prepared for the Board Meeting for Oct 9, 2023**

Fund	Check Number	Check Date	Vendor Number	Vendor Name	Transaction Amount
01	501152	10/09/2023	142541	FIRESPRING	\$399.19
	501153	10/09/2023	130731	FIRST WIRELESS INC	\$2,513.58
	501154	10/09/2023	040919	FISHER SCIENTIFIC	\$2,034.84
	501156	10/09/2023	141511	JENNIFER M FITZKE	\$27.38
	501157	10/09/2023	140887	RODNEY JOHNSON	\$232.00
	501158	10/09/2023	102708	FLORIDA LEAGUE OF IB SCHOOLS	\$6,750.00
	501159	10/09/2023	142215	F-M FORKLIFT SALES & SERVICE INC	\$147.00
	501160	10/09/2023	143691	FOLLETT CONTENT SOLUTIONS LLC	\$7,205.98
	501161	10/09/2023	136317	KELLY L FREY	\$28.23
	501162	10/09/2023	134223	TERESA J FRIDRICH	\$19.72
	501163	10/09/2023	143625	KELSEY J GANSEBOM	\$55.02
	501167	10/09/2023	139894	TRICIA L GILLET	\$111.80
	501168	10/09/2023	143939	GIMKIT INC	\$1,000.00
	501169	10/09/2023	106660	GLASSMASTERS INC	\$3,775.00
	501170	10/09/2023	136508	ERIC N GRANDGENETT	\$59.91
	501171	10/09/2023	100966	GREATER OMAHA LEAGUE OF DEBATE	\$200.00
	501172	10/09/2023	133885	GREENLIFE GARDENS INC	\$499.00
	501173	10/09/2023	143986	KESHIA K GREVE	\$32.36
	501174	10/09/2023	143987	SKYLER S GROEBLI	\$113.71
	501176	10/09/2023	144331	TORI A HAAS	\$23.13
	501178	10/09/2023	137205	ANGELA J HAMILTON	\$73.41
	501179	10/09/2023	141900	CATHERINE A HANISH	\$346.03
	501180	10/09/2023	142788	HARCO ATHLETIC RECONDITIONING INC	\$3,215.00
	501181	10/09/2023	139786	LINDSEY M HARRAHILL	\$415.00
	501183	10/09/2023	140889	DEANNA L HAYES	\$62.68
	501185	10/09/2023	048475	HEARTLAND FOUNDATION	\$15,639.75
	501186	10/09/2023	109808	CHERYL L HEIMES	\$118.76
	501187	10/09/2023	102842	HELGET GAS PRODUCTS INC	\$8.30

## **Millard Public Schools Check Register Prepared for the Board Meeting for Oct 9, 2023**

Fund	Check Number	Check Date	Vendor Number	Vendor Name	Transaction Amount
01	501188	10/09/2023	141513	MELISSA M HENNINGS	\$156.18
	501189	10/09/2023	144333	CANDACE M HIGGINS	\$55.87
	501190	10/09/2023	134862	GINA L HILL	\$10.76
	501192	10/09/2023	144346	MARK HOFMANN	\$70.00
	501195	10/09/2023	144343	MICHELLE C HOLMBERG	\$82.46
	501196	10/09/2023	142777	HOME DEPOT USA INC	\$146.55
	501197	10/09/2023	142777	HOME DEPOT USA INC	\$434.58
	501198	10/09/2023	109836	AMY L HOULTON	\$81.35
	501199	10/09/2023	132531	TERRY P HOULTON	\$73.23
	501200	10/09/2023	143951	KRISTA G HOVLAND	\$99.96
	501201	10/09/2023	101533	DIANE F HOWARD	\$37.60
	501202	10/09/2023	143760	KELLIE R HOYT	\$10.35
	501203	10/09/2023	139473	KATHLEEN A HRABAN	\$53.12
	501204	10/09/2023	132590	HUB INTERNATIONAL GREAT PLAINS LLC	\$5,654.00
	501205	10/09/2023	137426	HUGHES MULCH PRODUCTS LLC	\$5,280.00
	501206	10/09/2023	137050	ANGELIA M HUGHES	\$18.27
	501207	10/09/2023	142259	PAMELA K HUSS	\$163.49
	501208	10/09/2023	107489	JAY W HUTFLES	\$416.12
	501209	10/09/2023	134807	MONICA A HUTFLES	\$36.35
	501210	10/09/2023	130283	KARA L HUTTON	\$60.59
	501211	10/09/2023	133397	HY-VEE INC	\$1,561.12
	501212	10/09/2023	132878	HY-VEE INC	\$797.80
	501213	10/09/2023	049850	HY-VEE INC	\$1,366.24
	501215	10/09/2023	142253	INDUSTRIAL PACKAGING CORPORATION	\$5,339.63
	501216	10/09/2023	051843	INTEGRITY ARCHITECTURAL MILLWORK	\$420.60
	501217	10/09/2023	135481	INTERMEDIATE DISTRICT 287	\$900.00
	501218	10/09/2023	136987	LESLIE S IRWIN	\$59.97
	501219	10/09/2023	140729	J F AHERN CO	\$2,199.00

## **Millard Public Schools Check Register Prepared for the Board Meeting for Oct 9, 2023**

Fund	Check Number	Check Date	Vendor Number	Vendor Name	Transaction Amount
01	501225	10/09/2023	143609	JACKSON SERVICES INC	\$4,372.05
	501226	10/09/2023	143533	TAYLOR J JACKSON	\$8.40
	501227	10/09/2023	144348	JASON JACOBS	\$52.00
	501228	10/09/2023	131157	CHRISTINE A JANOVEC-POEHLMAN	\$188.97
	501229	10/09/2023	133531	JANE E BYERS	\$525.00
	501231	10/09/2023	133037	JENSEN TIRE & AUTO #15	\$910.72
	501232	10/09/2023	054448	STEVEN K JOEKEL	\$52.00
	501233	10/09/2023	144321	ALYSSA A JOHNSON	\$63.28
	501234	10/09/2023	083400	JOHNSON CONTROLS US HOLDINGS LLC	\$3,899.12
	501236	10/09/2023	135373	LINDA K JOHNSON	\$39.82
	501237	10/09/2023	108171	CANDY R JONES	\$196.89
	501239	10/09/2023	143066	JOSEPH PETERSON	\$1,144.50
	501240	10/09/2023	142898	JUST FOR KIDS THERAPY INC	\$141.75
	501242	10/09/2023	144345	SARAH J KATHOL	\$24.82
	501243	10/09/2023	137781	ANNE C KEITH	\$129.36
	501245	10/09/2023	056276	KELVIN LP	\$692.68
	501246	10/09/2023	138127	SUSAN M KEOGH	\$72.50
	501249	10/09/2023	134284	KIEWIT MIDDLE SCHOOL	\$5,990.00
	501252	10/09/2023	144325	KIMBERLY A KING	\$47.08
	501253	10/09/2023	140091	KENT J KINGSTON	\$400.44
	501254	10/09/2023	139396	KATIE A KINTZLE	\$85.15
	501255	10/09/2023	139753	CHERIS A KITE	\$59.15
	501256	10/09/2023	139301	REBECCA D KLEEMAN WEYANT	\$295.00
	501258	10/09/2023	144336	CARI L KLUSAW	\$130.50
	501260	10/09/2023	141208	ERINN R KOMP	\$37.47
	501261	10/09/2023	143655	STACEY J KOZISEK	\$18.14
	501262	10/09/2023	141957	MELINDA S KRAUSE	\$78.14
	501263	10/09/2023	135814	KELLI K KRAUSE	\$183.33



## **Millard Public Schools Check Register Prepared for the Board Meeting for Oct 9, 2023**

Fund	Check Number	Check Date	Vendor Number	Vendor Name	Transaction Amount
01	501264	10/09/2023	137385	JOSEPH R KUEHL	\$711.26
	501265	10/09/2023	143337	KURITA AMERICA INC	\$1,168.24
	501266	10/09/2023	144111	K12 SIGN LANGUAGE SOLUTIONS LLC	\$6,322.82
	501268	10/09/2023	135257	LANGUAGE LINE SERVICES INC	\$1,696.20
	501269	10/09/2023	137180	LAURA P WIRTH	\$5,467.50
	501270	10/09/2023	135696	CHAD D LAWTON	\$108.60
	501271	10/09/2023	133643	JODY C LINDQUIST	\$87.44
	501272	10/09/2023	142365	MARY C LOFTUS	\$30.47
	501273	10/09/2023	131586	LYMM CONSTRUCTION INC	\$18,225.00
	501274	10/09/2023	137207	LEE ANN M MAASS	\$45.85
	501275	10/09/2023	108106	LEANNA MACDONALD	\$2,892.50
	501276	10/09/2023	099321	MACKIN BOOK CO	\$2,154.90
	501277	10/09/2023	143953	JEREMY S MADSON	\$50.70
	501278	10/09/2023	138645	LAURA K MALCOM	\$58.91
	501279	10/09/2023	138473	KEITH W MALY	\$162.70
	501280	10/09/2023	140459	COURTNEY L MANZITTO	\$415.00
	501281	10/09/2023	133505	SUSAN N MARLATT	\$118.56
	501282	10/09/2023	144270	NAHELY KARINA MARTINEZ TORRES	\$43.30
	501283	10/09/2023	135493	JOHN MARTINEZ	\$160.00
	501284	10/09/2023	143288	JESSICA M ZAGURSKI	\$79.93
	501285	10/09/2023	138341	MAXIM HEALTHCARE SERVICES HOLDINGS	\$68,542.50
	501286	10/09/2023	144337	TERESA L MCANDREW	\$4.49
	501288	10/09/2023	137014	RYE L MCINTOSH	\$129.49
	501289	10/09/2023	064260	MECHANICAL SALES INC.	\$2,693.41
	501290	10/09/2023	139979	MENARDS INC	\$181.79
	501291	10/09/2023	064600	METAL DOORS & HARDWARE COMPANY INC	\$420.00
	501293	10/09/2023	133403	AMERICAN NATIONAL BANK	\$8,248.92
	501294	10/09/2023	141801	METROPOLITAN HS ACTIVITIES ASSN	\$300.00

## **Millard Public Schools Check Register Prepared for the Board Meeting for Oct 9, 2023**

Fund	Check Number	Check Date	Vendor Number	Vendor Name	Transaction Amount
01	501295	10/09/2023	142360	MEGAN A MEYER	\$4.22
	501296	10/09/2023	139339	SPORTS FACILITY MAINTENANCE LLC	\$125.00
	501297	10/09/2023	144040	CATELYN N MEYSENBURG	\$79.32
	501300	10/09/2023	132113	MID-PLAINS INSULATION	\$470.00
	501301	10/09/2023	131309	MIDWEST INTL BACCALAUREATE SCHOOLS	\$600.00
	501302	10/09/2023	064950	MIDWEST METAL WORKS INC	\$2,010.00
	501305	10/09/2023	065400	MILLARD LUMBER INC	\$32.30
	501306	10/09/2023	107560	MILLARD METAL SERVICES INC.	\$51.00
	501307	10/09/2023	136279	MILLARD PUBLIC SCHOOL CLEARING ACCT	\$708.00
	501308	10/09/2023	065443	MILLARD WEST HIGH SCHOOL	\$2,915.00
	501309	10/09/2023	131328	MILLER ELECTRIC COMPANY	\$10,260.50
	501312	10/09/2023	142525	MICHAEL J MONTEMARANO	\$17.72
	501313	10/09/2023	143586	KRISTIN L MORGAN	\$89.80
	501314	10/09/2023	144026	MORNINGSIDE UNIVERSITY	\$230.00
	501315	10/09/2023	140990	LAURA M MORRIS	\$283.61
	501318	10/09/2023	143898	EMILY C MURPHY	\$47.35
	501321	10/09/2023	067000	NASCO	\$381.35
	501322	10/09/2023	067085	NATIONAL ART EDUCATION ASSN	\$85.00
	501323	10/09/2023	103012	NATIONAL BUSINESS EDUCATION ASSN	\$149.00
	501324	10/09/2023	132854	NATIONAL SAFETY COUNCIL	\$150.00
	501326	10/09/2023	139807	NEBRASKA ASSOCIATION FOR CURRICULUM	\$250.00
	501327	10/09/2023	068343	NEBRASKA ASSN OF SCHOOL BOARDS	\$40.00
	501328	10/09/2023	136954	NEBRASKA CHILD SUPPORT PAYMENT CTR	\$85.00
	501329	10/09/2023	141492	NEBRASKA FCCLA ASSOCIATION	\$60.00
	501330	10/09/2023	068445	NEBRASKA FURNITURE MART INC	\$604.00
	501331	10/09/2023	134231	UNIVERSITY OF NEBRASKA AT KEARNEY	\$200.00
	501332	10/09/2023	132832	NEBRASKA SCHOOL ACTIVITIES ASSN	\$35.00
	501333	10/09/2023	068684	CYRGUS CO LLC	\$1,634.30

## **Millard Public Schools Check Register Prepared for the Board Meeting for Oct 9, 2023**

Fund	Check Number	Check Date	Vendor Number	Vendor Name	Transaction Amount
01	501334	10/09/2023	067027	NEBRASKA STATE BANDMASTERS ASSN	\$70.00
	501335	10/09/2023	067027	NEBRASKA STATE BANDMASTERS ASSN	\$200.00
	501336	10/09/2023	134321	NEBRASKA STATE FIRE MARSHAL AGENCY	\$144.00
	501337	10/09/2023	131476	NEBRASKA TURF PRODUCTS INC	\$665.52
	501338	10/09/2023	107732	BRIAN L NELSON	\$640.00
	501340	10/09/2023	099737	NEWS BOWL	\$409.00
	501341	10/09/2023	144039	EMILY M NIELSEN	\$82.86
	501342	10/09/2023	142353	ASHLEY B NODGAARD	\$79.06
	501343	10/09/2023	107905	MELINDA C NOLLER	\$76.31
	501344	10/09/2023	131594	CONNIE J NOVACEK	\$19.78
	501345	10/09/2023	130667	CARRIE L NOVOTNY-BUSS	\$384.09
	501346	10/09/2023	144350	MOLLY L NUCKOLLS	\$206.98
	501347	10/09/2023	143878	OAKS MONTESSORI TEACHER EDUCATION	\$360.00
	501349	10/09/2023	100013	ODP BUSINESS SOLUTIONS LLC	\$1,939.07
	501350	10/09/2023	133717	ANNE M OGG	\$316.06
	501351	10/09/2023	070245	RICHELIEU AMERICA LTD	\$439.70
	501352	10/09/2023	132778	MELANIE L OLSON	\$45.98
	501353	10/09/2023	070810	OMAHA PUBLIC SCHOOL DISTRICT	\$200.00
	501354	10/09/2023	137824	OMBUDSMAN EDUCATIONAL SVCS LTD	\$256,230.00
	501355	10/09/2023	107815	ON LINE IMAGING	\$220.00
	501356	10/09/2023	133850	ONE SOURCE	\$3,738.00
	501357	10/09/2023	107193	OTIS ELEVATOR COMPANY	\$813.50
	501358	10/09/2023	133368	KELLY R O'TOOLE	\$47.29
	501359	10/09/2023	142290	OVERDRIVE INC	\$3,000.00
	501360	10/09/2023	134428	ELIZABETH A PACHTA	\$248.00
	501362	10/09/2023	132006	ANDREA L PARSONS	\$122.75
	501363	10/09/2023	143269	PATRIOT CRANE & RIGGING LLC	\$1,780.00
	501364	10/09/2023	071760	PATTON EQUIPMENT COMPANY INC	\$607.00

## **Millard Public Schools Check Register Prepared for the Board Meeting for Oct 9, 2023**

Fund	Check Number	Check Date	Vendor Number	Vendor Name	Transaction Amount
01	501365	10/09/2023	107783	HEIDI T PENKE	\$77.16
	501366	10/09/2023	133150	PENSKE TRUCK LEASING	\$452.50
	501368	10/09/2023	133390	HEATHER C PHIPPS	\$51.27
	501369	10/09/2023	073040	PITNEY BOWES PRESORT SERVICES INC	\$15,000.00
	501370	10/09/2023	144351	LAURA M PLAS	\$72.31
	501372	10/09/2023	131835	PRAIRIE MECHANICAL CORP	\$49,232.13
	501374	10/09/2023	101663	PRESTWICK HOUSE INC	\$743.40
	501375	10/09/2023	109845	CHRISTINA PREUSS	\$285.16
	501376	10/09/2023	143687	PRIME HOME DDS INC	\$26,498.43
	501378	10/09/2023	134598	PRIME COMMUNICATIONS INC	\$10,553.53
	501379	10/09/2023	142122	KATHLEEN M PUGEL	\$21.38
	501381	10/09/2023	102241	PYRAMID SCHOOL PRODUCTS	\$9,131.76
	501382	10/09/2023	144212	QUIZZIZ INC	\$7,500.00
	501384	10/09/2023	109810	BETHANY B RAY	\$219.54
	501385	10/09/2023	142847	READY TO KOOL LLC	\$9,909.31
	501386	10/09/2023	078760	REGAL AWARDS INC	\$90.84
	501387	10/09/2023	134858	JENNIFER L REID	\$18.67
	501388	10/09/2023	133770	DIANE E REINERS	\$32.88
	501389	10/09/2023	144037	AMANDA K REYNOLDS	\$32.63
	501390	10/09/2023	109192	KIMBERLI R RICE	\$76.31
	501391	10/09/2023	144324	CAMERON A GORDON	\$24.61
	501393	10/09/2023	079310	ROCKBROOK CAMERA CENTER	\$1,192.00
	501394	10/09/2023	134882	LINDA A ROHMILLER	\$28.82
	501395	10/09/2023	136121	MELANIE E ROLL	\$2,890.00
	501397	10/09/2023	144352	RAHIM GUL ROSHAN	\$82.53
	501398	10/09/2023	143241	MICHAEL J RUCKER	\$152.09
	501399	10/09/2023	141972	ALLISON RUTHERFORD	\$107.29
	501400	10/09/2023	081725	KIMBERLEY K SAUM-MILLS	\$87.12

## **Millard Public Schools Check Register Prepared for the Board Meeting for Oct 9, 2023**

Fund	Check Number	Check Date	Vendor Number	Vendor Name	Transaction Amount
01	501401	10/09/2023	081800	SCHOOL SPECIALTY LLC	\$173.40
	501402	10/09/2023	139520	BLAISE J SCHEEF	\$62.46
	501403	10/09/2023	131256	LOEL R SCHETTLER	\$55.94
	501405	10/09/2023	137012	SHELLEY L SCHMITZ	\$181.89
	501406	10/09/2023	143695	SCHUMACHER ELEVATOR COMPANY	\$624.25
	501407	10/09/2023	134567	KAYE M SCHWEIGERT	\$133.82
	501408	10/09/2023	141962	SCOREVISION LLC	\$600.00
	501409	10/09/2023	109815	JENNIFER L SCOTT	\$47.75
	501410	10/09/2023	139827	MATTHEW J SCOTT	\$121.18
	501412	10/09/2023	082905	KIMBERLY A SECORA	\$26.33
	501413	10/09/2023	144259	SECURLY INC	\$5,870.10
	501414	10/09/2023	134189	JODY L SEMPEK	\$24.83
	501415	10/09/2023	109800	AMY L SHATTUCK	\$165.46
	501416	10/09/2023	083175	SHEPPARD'S BUSINESS INTERIORS	\$150.00
	501417	10/09/2023	142381	KELSEY O SHERIDAN	\$39.17
	501418	10/09/2023	143104	SHI INTERNATIONAL CORP	\$354.02
	501419	10/09/2023	139007	MEGAN N SIEBE	\$65.30
	501420	10/09/2023	138607	JORDAN L SIEPKER	\$28.82
	501421	10/09/2023	141376	SHWETA SINGH	\$22.21
	501422	10/09/2023	143787	VIRGINIA A SISNEY	\$5.76
	501424	10/09/2023	143994	EMILY N SMITH	\$68.78
	501425	10/09/2023	143266	NATHAN M SMITH	\$196.96
	501426	10/09/2023	140891	MARCIA L SMITH	\$153.48
	501427	10/09/2023	101476	SODEXO INC & AFFILIATES	\$110,993.96
	501428	10/09/2023	142675	SOHO CREATIVE INC	\$442.00
	501430	10/09/2023	142226	MICHELLE R SOMERVILLE	\$60.59
	501432	10/09/2023	102524	SPALDING EDUCATION INTERNATIONAL	\$1,083.50
	501433	10/09/2023	139805	SQUIRRELS LLC	\$2,422.78

## **Millard Public Schools Check Register Prepared for the Board Meeting for Oct 9, 2023**

Fund	Check Number	Check Date	Vendor Number	Vendor Name	Transaction Amount
01	501434	10/09/2023	134116	STATE STEEL OF OMAHA	\$3,280.08
	501435	10/09/2023	142102	STERLING COMPUTERS CORPORATION	\$4,986.32
	501436	10/09/2023	137093	JAMIE R STINSON	\$73.16
	501437	10/09/2023	142516	THEODORE N STOCKING	\$202.79
	501438	10/09/2023	139843	STUDENT TRANSPORTATION NEBRASKA INC	\$492,877.64
	501439	10/09/2023	144354	KIMBERLY M SWANSON	\$206.98
	501443	10/09/2023	135006	STEVE D THRONE	\$591.72
	501444	10/09/2023	141524	SONIA E TIPP	\$106.18
	501445	10/09/2023	143974	TITAN NURSE STAFFING LLC	\$13,387.50
	501446	10/09/2023	109843	T-MOBILE USA INC	\$4,194.35
	501447	10/09/2023	131729	THEATRICAL MEDIA SERVICES INC.	\$90.00
	501448	10/09/2023	136578	PEGGI S TOMLINSON	\$77.66
	501449	10/09/2023	089574	TOTAL MARKETING INC	\$55.00
	501450	10/09/2023	141772	TRED-MARK FINANCIAL INC	\$125.00
	501451	10/09/2023	107719	KIMBERLY P TRISLER	\$69.69
	501452	10/09/2023	106493	TRITZ PLUMBING, INC.	\$21,083.77
	501453	10/09/2023	F03049	TUMBLEWEED PRESS INC	\$9,187.50
	501455	10/09/2023	136492	TURF & SOIL DIAGNOSTICS	\$1,650.00
	501456	10/09/2023	142462	JEFFREY S UHER	\$221.09
	501457	10/09/2023	142309	UNANIMOUS INC	\$475.00
	501458	10/09/2023	100923	UNIVERSITY OF NEBRASKA LINCOLN	\$75.00
	501459	10/09/2023	068875	UNIVERSITY OF NEBRASKA MED CENTER	\$32,105.00
	501460	10/09/2023	068840	UNIVERSITY OF NEBRASKA AT OMAHA	\$600.00
	501461	10/09/2023	139797	US BANK NATIONAL ASSOCIATION	\$1,154.00
	501462	10/09/2023	140402	US OMNI & TSACG COMPLIANCE SVCS INC	\$830.00
	501463	10/09/2023	143105	RACHEL L VACEK	\$47.66
	501464	10/09/2023	144349	SOFIA VALADEZ	\$179.14
	501465	10/09/2023	143653	VALIDATE ME INC	\$225.00

## **Millard Public Schools Check Register Prepared for the Board Meeting for Oct 9, 2023**

Fund	Check Number	Check Date	Vendor Number	Vendor Name	Transaction Amount
01	501466	10/09/2023	138046	AUTO LUBE INC	\$1,129.84
	501467	10/09/2023	134634	SCOTT A VANSURKSUM	\$256.79
	501468	10/09/2023	140314	VARI SALES CORPORATION	\$1,710.00
	501469	10/09/2023	143347	VERIZON COMMUNICATIONS INC	\$27.71
	501470	10/09/2023	143347	VERIZON COMMUNICATIONS INC	\$1,221.50
	501472	10/09/2023	109122	CONNIE L VLCEK	\$12.45
	501473	10/09/2023	140828	JOSEPH P VONDERHAAR	\$136.96
	501474	10/09/2023	092786	WALCRO LLC	\$178.77
	501475	10/09/2023	131112	LINDA M WALTERS	\$39.82
	501476	10/09/2023	135561	WAYSIDE PUBLISHING	\$205.88
	501477	10/09/2023	141464	ANTHONY J WEERS	\$106.04
	501479	10/09/2023	141432	WELLS FARGO FINANCIAL LEASNG INC	\$3,425.00
	501480	10/09/2023	140929	ERIC C WELTE	\$61.31
	501481	10/09/2023	139244	AMANDA L WHARTON-HUNT	\$162.37
	501482	10/09/2023	136909	WHEELER CONTRACTING INC	\$1,680.00
	501483	10/09/2023	137485	WENDY A WIGHT	\$138.28
	501484	10/09/2023	137327	GINA R WIITANEN	\$93.40
	501485	10/09/2023	139618	AARON J WILLEMS	\$27.96
	501486	10/09/2023	141481	KATHRYN J WOJTOWICZ	\$42.79
	501487	10/09/2023	138474	TREAVOR D WRAGGE	\$193.11
	501488	10/09/2023	139165	MARIA G SCARPELLO YEARIAN	\$12.17
	501491	10/09/2023	096200	YOUNG & WHITE	\$38,006.26
	501492	10/09/2023	142269	WHC NE LLC	\$9,705.36
	501493	10/09/2023	144353	JULIA L ZIEGLER	\$206.98
	501494	10/09/2023	142174	SIOUXLAND TURF PRODUCTS INC	\$320.00
	501495	10/09/2023	136855	PAUL R ZOHLN	\$50.70
	E106208	09/21/2023	059560	MATHESON TRI-GAS INC	\$507.73
	E106210	10/09/2023	136961	ABANTE LLC	\$202.00

## **Millard Public Schools Check Register Prepared for the Board Meeting for Oct 9, 2023**

Fund	Check Number	Check Date	Vendor Number	Vendor Name	Transaction Amount
01	E106211	10/09/2023	108351	AIRGAS INC	\$151.70
	E106213	10/09/2023	140298	AMPLIFY EDUCATION INC	\$704.64
	E106214	10/09/2023	106436	AQUA-CHEM INC	\$2,897.09
	E106215	10/09/2023	013105	ARBOR SCIENTIFIC	\$143.11
	E106216	10/09/2023	102727	B & H PHOTO	\$132.75
	E106217	10/09/2023	132976	BIO-RAD LABORATORIES	\$267.35
	E106220	10/09/2023	019111	BISHOP BUSINESS EQUIPMENT	\$56,402.03
	E106223	10/09/2023	099220	DICK BLICK CO	\$1,184.89
	E106224	10/09/2023	019559	BOUND TO STAY BOUND BOOKS INC	\$1,897.38
	E106226	10/09/2023	136098	BRIGHTLY SOFTWARE INC	\$20,598.66
	E106227	10/09/2023	099417	VARSITY BRANDS HOLDING CO INC	\$17,922.14
	E106228	10/09/2023	024260	CENTER TROPHY COMPANY	\$3,715.25
	E106233	10/09/2023	139202	CINTAS CORPORATION	\$1,337.94
	E106234	10/09/2023	143654	JEREDITH BRANDS LLC	\$54,397.50
	E106235	10/09/2023	090270	UNITED DISTRIBUTORS INC	\$551.25
	E106236	10/09/2023	026057	CONTROL MASTERS INC	\$1,697.08
	E106237	10/09/2023	134039	CROUCH RECREATION INC	\$285.00
	E106240	10/09/2023	032050	D B NEBRASKA SERVICE CO.	\$3,932.00
	E106241	10/09/2023	032800	DEMCO INC	\$1,270.88
	E106242	10/09/2023	033473	DIETZE MUSIC HOUSE INC	\$3,256.60
	E106243	10/09/2023	135509	DIGIORGIO'S SPORTSWEAR INC	\$283.00
	E106244	10/09/2023	136179	DIGITAL EXPRESS INC	\$108.05
	E106246	10/09/2023	073231	DXP ENTERPRISES INC	\$542.14
	E106247	10/09/2023	036520	EASTERN NEBRASKA HUMAN SVCS AGENCY	\$10,800.00
	E106248	10/09/2023	038100	CONSOLIDATED ELECTRICAL DISTR INC	\$2,797.44
	E106249	10/09/2023	139100	KEARNEY HOSPITALITY INC	\$259.90
	E106250	10/09/2023	040537	WOLSELEY INVESTMENTS INC	\$496.41
	E106251	10/09/2023	106956	FERRELLGAS	\$18.00



## **Millard Public Schools Check Register Prepared for the Board Meeting for Oct 9, 2023**

Fund	Check Number	Check Date	Vendor Number	Vendor Name	Transaction Amount
01	E106252	10/09/2023	133919	FILTER SHOP INC	\$7,038.90
	E106253	10/09/2023	133960	FIREGUARD INC	\$1,181.75
	E106254	10/09/2023	041086	FLINN SCIENTIFIC INC	\$1,360.10
	E106255	10/09/2023	041530	SCHOOL SPECIALTY LLC	\$71.73
	E106256	10/09/2023	131565	GARTNER & ASSOCIATES CO, INC.	\$1,833.00
	E106257	10/09/2023	044155	GENERAL FIRE & SAFETY	\$4,256.00
	E106258	10/09/2023	044891	THE PROPHET CORPORATION	\$1,086.26
	E106259	10/09/2023	044950	GRAINGER INDUSTRIAL SUPPLY	\$3,956.86
	E106260	10/09/2023	048517	GREENWOOD PUBLISHING GROUP INC	\$122.65
	E106261	10/09/2023	142477	HUSKER DIESEL INC	\$470.72
	E106262	10/09/2023	099749	IDVILLE INC	\$238.38
	E106264	10/09/2023	100928	J W PEPPER & SON INC.	\$1,443.10
	E106265	10/09/2023	054630	JOHNSTONE SUPPLY	\$423.30
	E106266	10/09/2023	026300	JP COOKE COMPANY	\$146.05
	E106267	10/09/2023	138181	KIDWELL ELECTRIC COMPANY INC	\$737.50
	E106268	10/09/2023	107192	FLYNN INNOVATIONS LLC	\$1,004.70
	E106270	10/09/2023	135156	LAWSON PRODUCTS INC	\$1,977.06
	E106271	10/09/2023	059360	LIBRARY STORE INC	\$945.97
	E106272	10/09/2023	059470	LIEN TERMITE & PEST CONTROL INC	\$38.00
	E106273	10/09/2023	060023	NEBRASKA SPORTS INDUSTRIES INC.	\$4,652.36
	E106274	10/09/2023	137947	MECHANICAL SALES PARTS INC	\$8,201.05
	E106275	10/09/2023	065233	MIDWEST TURF & IRRIGATION INC	\$207.45
	E106276	10/09/2023	063150	MSC INDUSTRIAL SUPPLY CO	\$217.74
	E106277	10/09/2023	068334	NEBRASKA AIR FILTER INC	\$4,260.33
	E106278	10/09/2023	134725	OMAHA CASING CO INC	\$502.00
	E106279	10/09/2023	140141	SUTKO TERMITE SERVICES INC	\$80.00
	E106280	10/09/2023	072760	PITSCO EDUCATION LLC	\$12,955.83
	E106281	10/09/2023	137779	JARDINE QUALITY IRRIGATION INC	\$4,433.82

## Millard Public Schools Check Register Prepared for the Board Meeting for Oct 9, 2023

Fund	Check Number	Check Date	Vendor Number	Vendor Name	Transaction Amount
01	E106282	10/09/2023	078420	RAWSON & SONS ROOFING, INC.	\$57,454.00
	E106283	10/09/2023	100642	REALLY GOOD STUFF LLC	\$31.08
	E106285	10/09/2023	137911	RIVER CITY GLASS LLC	\$331.99
	E106286	10/09/2023	132034	ROCHESTER 100 INC.	\$490.00
	E106287	10/09/2023	081695	VWR INTERNATIONAL LLC	\$168.29
	E106288	10/09/2023	082100	SCHOLASTIC INC	\$2,539.28
	E106290	10/09/2023	083188	SHIFFLER EQUIPMENT SALES, INC.	\$6,443.00
	E106291	10/09/2023	139589	PANCIL LLC	\$355.00
	E106293	10/09/2023	101257	TEACHERS' CURRICULUM INSTITUTE LLC	\$1,134.00
	E106294	10/09/2023	132974	TEACHING STRATEGIES LLC	\$21,251.31
	E106295	10/09/2023	133969	TENNANT SALES & SERVICE COMPANY	\$44.22
	E106296	10/09/2023	138304	TIME MANAGEMENT SYSTEMS	\$4,550.00
	E106298	10/09/2023	138759	UNITED LANGUAGE GROUP INC	\$2,514.95
	E106299	10/09/2023	092323	VIRCO INC	\$992.25
	E106301	10/09/2023	084056	LEXIA VOYAGER SOPRIS INC	\$1,919.50
	E106302	10/09/2023	140361	VWR INTERNATIONAL LLC	\$391.48
	E106303	10/09/2023	093650	VWR INTERNATIONAL LLC	\$3,987.19
	E106304	10/09/2023	139738	WASTE MANAGEMENT OF ILLINOIS INC	\$10,551.18
	E106306	10/09/2023	139185	WEST OMAHA WINSUPPLY CO	\$859.78
	E106307	10/09/2023	137878	WHITE WOLF WEB PRINTERS INC	\$650.75
	E106308	10/09/2023	095349	WOODWIND & BRASSWIND INC	\$134.00
	E106310	10/09/2023	100578	WT COX SUBSCRIPTIONS INC	\$3,396.83
	E106311	10/09/2023	109852	WURTH BAER SUPPLY CO	\$141.58
<b>01 - Total</b>					<b>\$2,119,116.48</b>
02	27247	10/09/2023	106392	MARKING REFRIGERATION INC	\$516.75
	27248	10/09/2023	136279	MILLARD PUBLIC SCHOOL CLEARING ACCT	\$674.90
	27249	10/09/2023	100013	ODP BUSINESS SOLUTIONS LLC	\$125.69
	27250	10/09/2023	139832	PAMELA S OSTERMAN	\$28.56

## Millard Public Schools Check Register Prepared for the Board Meeting for Oct 9, 2023

Fund	Check Number	Check Date	Vendor Number	Vendor Name	Transaction Amount
02	27251	10/09/2023	101476	SODEXO INC & AFFILIATES	\$551,053.85
	E30176	10/09/2023	019111	BISHOP BUSINESS EQUIPMENT	\$750.00
	E30177	10/09/2023	134725	OMAHA CASING CO INC	\$730.00
<b>02 - Total</b>					<b>\$553,879.75</b>
06	501022	10/09/2023	010040	A & D TECHNICAL SUPPLY CO INC	\$62.10
	501045	10/09/2023	133480	BERINGER CIACCIO DENNELL MABREY	\$3,739.60
	501053	10/09/2023	135375	DOODAD INC.	\$123.00
	501054	10/09/2023	144189	MARC A BIRKEY	\$280.00
	501091	10/09/2023	133970	CCS PRESENTATION SYSTEMS	\$29,708.61
	501092	10/09/2023	133589	CDW GOVERNMENT, INC.	\$639.76
	501121	10/09/2023	132669	DIGITAL DOT SYSTEMS INC	\$205.00
	501267	10/09/2023	058775	LAMP RYNEARSON ASSOCIATES INC	\$6,859.26
	501296	10/09/2023	139339	SPORTS FACILITY MAINTENANCE LLC	\$25,535.95
	501309	10/09/2023	131328	MILLER ELECTRIC COMPANY	\$45,071.00
	501320	10/09/2023	142914	MARATHON REPROGRAPHICS INC	\$800.00
	501367	10/09/2023	136568	PERFORMANCE ENGINEERING INC	\$1,025.00
	501378	10/09/2023	134598	PRIME COMMUNICATIONS INC	\$22,052.78
	E106245	10/09/2023	130648	DOSTALS CONSTRUCTION CO INC	\$155,684.90
	E106267	10/09/2023	138181	KIDWELL ELECTRIC COMPANY INC	\$310.00
	E106300	10/09/2023	141363	PATTI BANKS ASSOCIATES LLC	\$918.75
<b>06 - Total</b>					<b>\$293,015.71</b>
07	501022	10/09/2023	010040	A & D TECHNICAL SUPPLY CO INC	\$90.00
	501026	10/09/2023	144227	JESSE RAY STOOPS	\$350.00
	501045	10/09/2023	133480	BERINGER CIACCIO DENNELL MABREY	\$8,754.03
	501062	10/09/2023	144296	BOILER CHILLER SYSTEMS LLC	\$1,300.00
	501080	10/09/2023	135245	BAHR VERMEER HAECKER ARCHITECTS	\$1,112.41
	501091	10/09/2023	133970	CCS PRESENTATION SYSTEMS	\$4,662.50
	501126	10/09/2023	143144	DPS LLC	\$3,200.00

## Millard Public Schools Check Register Prepared for the Board Meeting for Oct 9, 2023

Fund	Check Number	Check Date	Vendor Number	Vendor Name	Transaction Amount
07	501136	10/09/2023	107980	EHLY'S INTERIORS	\$3,645.00
	501138	10/09/2023	140941	INDEPENDENT INVESTORS INC	\$1,003.44
	501141	10/09/2023	143788	ELITE STORAGE PRODUCTS LLC	\$78,510.74
	501165	10/09/2023	143780	GENESIS CONTRACTING GROUP LLC	\$92,330.89
	501194	10/09/2023	143355	HOLLAND BASHAM ARCHITECTS INC	\$99,183.79
	501214	10/09/2023	144272	IMPERIAL ROOF SYSTEMS CO	\$43,750.00
	501241	10/09/2023	136678	K C PETERSEN CONSTRUCTION CO	\$3,500.00
	501267	10/09/2023	058775	LAMP RYNEARSON ASSOCIATES INC	\$12,300.00
	501304	10/09/2023	143832	MIDWEST WINDOW FILMS LLC	\$413.94
	501311	10/09/2023	139317	MMC MECHANICAL CONTRACTORS INC	\$27,322.20
	501316	10/09/2023	134532	MORRISSEY ENGINEERING INC	\$16,850.00
	501320	10/09/2023	142914	MARATHON REPROGRAPHICS INC	\$2,729.00
	501339	10/09/2023	134677	NEMAHA LANDSCAPE CONSTRUCTION INC	\$35,232.34
	501378	10/09/2023	134598	PRIME COMMUNICATIONS INC	\$87,252.38
	501380	10/09/2023	139972	PURDY & SLACK ARCHITECTS PC	\$25,200.00
	501383	10/09/2023	132369	RAY MARTIN COMPANY OF OMAHA	\$400,547.70
	501385	10/09/2023	142847	READY TO KOOL LLC	\$26,474.17
	501396	10/09/2023	134824	ROOFING SOLUTIONS INC	\$14,652.50
	501429	10/09/2023	084019	SOL LEWIS ENGINEERING COMPANY	\$7,115.40
	501441	10/09/2023	132452	TERRACON INC	\$4,824.50
	501454	10/09/2023	144187	TUNE FACILITIES LLC	\$34,650.00
	501478	10/09/2023	143362	THE WEITZ GROUP LLC	\$1,003,657.45
	E106297	10/09/2023	106364	TRANE US INC	\$19,400.00
<b>07 - Total</b>					<b>\$2,060,014.38</b>
11	501059	10/09/2023	143275	BRIDGET K BLIEFERNICH	\$35.88
	501060	10/09/2023	138374	BO BO'S BOUNCY TOWN LLC	\$1,230.00
	501066	10/09/2023	135908	KIMBERLEY D BOYD	\$21.29
	501068	10/09/2023	141675	JEFFREY R BRADY	\$2,529.66

## **Millard Public Schools Check Register Prepared for the Board Meeting for Oct 9, 2023**

Fund	Check Number	Check Date	Vendor Number	Vendor Name	Transaction Amount
11	501081	10/09/2023	137274	EILEEN CABRERA	\$71.29
	501082	10/09/2023	143567	CAMP RIVERCREST	\$580.00
	501122	10/09/2023	135039	DISNEY ELEMENTARY	\$3,332.27
	501128	10/09/2023	144236	WILLIAM C DUNCAN	\$40.71
	501134	10/09/2023	037525	EDUCATIONAL SERVICE UNIT #3	\$56.00
	501155	10/09/2023	136783	ROSE FITCH	\$200.00
	501164	10/09/2023	142787	MICHELLE M GATEWOOD	\$77.55
	501166	10/09/2023	143473	MARY GILL	\$200.00
	501175	10/09/2023	144330	DIANE R HAACK	\$200.00
	501177	10/09/2023	139597	MANDIE L HAMAKER	\$64.19
	501191	10/09/2023	143604	HILLSIDE SOLUTIONS LLC	\$1,024.50
	501193	10/09/2023	144335	ASHLEY E HOFT	\$200.00
	501213	10/09/2023	049850	HY-VEE INC	\$27.94
	501244	10/09/2023	144334	CATHERINE SUE KELLER	\$200.00
	501259	10/09/2023	141613	SHELLEY Y KNOTT	\$0.00
	501287	10/09/2023	140110	MCGRAW HILL/MAV HOLDING CORPORATION	\$518.01
	501298	10/09/2023	140923	GENEVIEVE M MICEK	\$53.06
	501299	10/09/2023	138462	MIDLAND UNIVERSITY	\$9,450.00
	501310	10/09/2023	144338	PATRICK D MINER	\$159.00
	501317	10/09/2023	144151	DEANNA L MULLEN	\$200.00
	501325	10/09/2023	068338	NEBRASKA ART TEACHERS ASSOCIATION	\$210.00
	501371	10/09/2023	144260	PRACTICE SPORTS INC	\$8,881.57
	501373	10/09/2023	141451	HEATHER L PREISTER	\$64.39
	501392	10/09/2023	144339	SUSAN L ROCHE	\$200.00
	501413	10/09/2023	144259	SECURLY INC	\$211.65
	501423	10/09/2023	143332	SMART GEN SOCIETY INC	\$1,400.00
	501427	10/09/2023	101476	SODEXO INC & AFFILIATES	\$394.25
	501438	10/09/2023	139843	STUDENT TRANSPORTATION NEBRASKA INC	\$1,654.91

## **Millard Public Schools Check Register Prepared for the Board Meeting for Oct 9, 2023**

Fund	Check Number	Check Date	Vendor Number	Vendor Name	Transaction Amount
11	501446	10/09/2023	109843	T-MOBILE USA INC	\$36.92
	501471	10/09/2023	144340	GREGORY VERRANEULT	\$2,500.00
	501489	10/09/2023	137763	YORK PUBLIC SCHOOLS	\$40.00
	501490	10/09/2023	144326	ANNISE YORK	\$1,000.00
	E106209	09/28/2023	138181	KIDWELL ELECTRIC COMPANY INC	\$44,175.00
	E106210	10/09/2023	136961	ABANTE LLC	\$91.50
	E106212	10/09/2023	140411	SCOMAC INC	\$1,476.12
	E106238	10/09/2023	027345	CURRICULUM ASSOCIATES INC	\$167.16
	E106239	10/09/2023	141787	KIRBEJ INC	\$108.45
	E106268	10/09/2023	107192	FLYNN INNOVATIONS LLC	\$393.14
	E106269	10/09/2023	099217	LAKESHORE EQUIPMENT CO	\$980.89
	E106284	10/09/2023	139949	GRAPHIC TECHNOLOGIES INC	\$1,100.00
	E106288	10/09/2023	082100	SCHOLASTIC INC	\$5,767.97
	E106299	10/09/2023	092323	VIRCO INC	\$1,249.50
	E106309	10/09/2023	095376	WORLD BOOK INC	\$532.80
<b>11 - Total</b>					<b>\$93,107.57</b>
14	501411	10/09/2023	142167	PRISM HEALTH GROUP LLC	\$5,052.75
<b>14 - Total</b>					<b>\$5,052.75</b>
17	501064	10/09/2023	144202	BOOKS INTERNATIONAL INC	\$13,690.74
	501088	10/09/2023	143369	CAPITAL SANITARY SUPPLY CO INC	\$2,534.60
	501153	10/09/2023	130731	FIRST WIRELESS INC	\$1,409.40
	501241	10/09/2023	136678	K C PETERSEN CONSTRUCTION CO	\$13,669.22
	501248	10/09/2023	136588	KEYBOARD KASTLE LTD	\$62,561.00
	501257	10/09/2023	135761	KLETT WORLD LANGUAGES INC	\$121.50
	501303	10/09/2023	131899	MIDWEST STORAGE SOLUTIONS	\$314.85
	501319	10/09/2023	066563	MUSIC IS ELEMENTARY	\$1,033.66
	501330	10/09/2023	068445	NEBRASKA FURNITURE MART INC	\$870.00
	501361	10/09/2023	071515	PAINTIN PLACE CERAMICS INC	\$15,375.00

## Millard Public Schools Check Register Prepared for the Board Meeting for Oct 9, 2023

Fund	Check Number	Check Date	Vendor Number	Vendor Name	Transaction Amount
17	501404	10/09/2023	081891	PAUL A SCHMITT MUSIC CO	\$71,426.00
	501416	10/09/2023	083175	SHEPPARD'S BUSINESS INTERIORS	\$2,724.90
	501435	10/09/2023	142102	STERLING COMPUTERS CORPORATION	\$1,664.49
	E106223	10/09/2023	099220	DICK BLICK CO	\$53,809.97
	E106227	10/09/2023	099417	VARSITY BRANDS HOLDING CO INC	\$9,825.38
	E106237	10/09/2023	134039	CROUCH RECREATION INC	\$12,484.50
	E106245	10/09/2023	130648	DOSTALS CONSTRUCTION CO INC	\$25,676.50
	E106267	10/09/2023	138181	KIDWELL ELECTRIC COMPANY INC	\$9,735.50
	E106292	10/09/2023	138165	STEVE WEISS MUSIC INC	\$13,855.00
	E106299	10/09/2023	092323	VIRCO INC	\$8,826.28
	E106305	10/09/2023	094174	WEST MUSIC CO INC	\$198.36
<b>17 - Total</b>					<b>\$321,806.85</b>
50	501019	09/28/2023	137059	STEPHEN P HICKS	\$3,000.00
	501076	10/09/2023	142939	MEREDITH E BUCKMAN	\$307.29
	501090	10/09/2023	140956	JOHN BARRY CASTLE	\$140.00
	501103	10/09/2023	144010	MARAH COVER	\$4,000.00
	501160	10/09/2023	143691	FOLLETT CONTENT SOLUTIONS LLC	\$77.60
	501182	10/09/2023	144332	ADELENE R HAVEKOST	\$39.96
	501184	10/09/2023	144019	ERIC J HAYES JR	\$5,106.66
	501230	10/09/2023	138937	JENSEN GARDENS INC	\$25,890.17
	501235	10/09/2023	054492	JIM L JOHNSON	\$1,045.00
	501238	10/09/2023	138648	RICK W JONES	\$260.00
	501245	10/09/2023	056276	KELVIN LP	\$974.26
	501247	10/09/2023	144322	TREY KETTERER	\$50.00
	501250	10/09/2023	144323	BRIANNA R KILEY	\$180.00
	501251	10/09/2023	144021	SUSAN KILEY	\$180.00
	501292	10/09/2023	102139	METAL LOGOS AND MORE	\$34,706.73
	501404	10/09/2023	081891	PAUL A SCHMITT MUSIC CO	\$842.89

## Millard Public Schools Check Register Prepared for the Board Meeting for Oct 9, 2023

Fund	Check Number	Check Date	Vendor Number	Vendor Name	Transaction Amount
50	501431	10/09/2023	133173	SOUTHEASTERN CAREER APPAREL INC	\$2,920.03
	501440	10/09/2023	143965	PAUL TEAFORD	\$270.00
	501442	10/09/2023	137472	MARK THOLEN	\$130.00
	501447	10/09/2023	131729	THEATRICAL MEDIA SERVICES INC.	\$90.00
	E106216	10/09/2023	102727	B & H PHOTO	\$4,624.20
	E106220	10/09/2023	019111	BISHOP BUSINESS EQUIPMENT	\$500.00
	E106225	10/09/2023	134129	BRAINPOP LLC	\$665.50
	E106242	10/09/2023	033473	DIETZE MUSIC HOUSE INC	\$90.00
	E106264	10/09/2023	100928	J W PEPPER & SON INC.	\$245.31
	E106267	10/09/2023	138181	KIDWELL ELECTRIC COMPANY INC	\$3,237.50
	E106280	10/09/2023	072760	PITSCO EDUCATION LLC	\$859.74
	E106289	10/09/2023	082350	SCHOOL SPECIALTY LLC	\$776.85
	E106291	10/09/2023	139589	PANCIL LLC	\$355.00
	E106305	10/09/2023	094174	WEST MUSIC CO INC	\$27.16
<b>50 - Total</b>					<b>\$91,591.85</b>
99	501019	09/28/2023	137059	STEPHEN P HICKS	(\$120.00)
	501103	10/09/2023	144010	MARAH COVER	(\$160.00)
	501184	10/09/2023	144019	ERIC J HAYES JR	(\$160.00)
<b>99 - Total</b>					<b>(\$440.00)</b>
<b>Overall - Total</b>					<b>\$5,537,145.34</b>



# Current Cash Balance

Sorted by Site ID, Group ID, Activity ID.  
From 08/01/2023 to 08/31/2023.

Site ID	Site Name					
Group ID	Group Name					
Activity ID	Activity Name	Beginning Cash	Receipts	Disbursements	Adjustments	Cash Balance
<b>DSAC</b>	<b>Don Stroh Administration Center</b>					
<b>A</b>	<b>ACTIVITY GENERAL</b>					
1010	General Admin	14,255.34	0.06	0.00	0.00	14,255.40
1016	Rev Trak Fees	10.53	-10.54	0.00	0.00	-0.01
1018	School Pay Fees	87.13	913.18	0.00	0.00	1,000.31
1025	Savings	317.49	0.00	0.00	0.00	317.49
1030	Staff Vending	126.76	0.00	167.10	0.00	-40.34
1105	Laptop Insurance	0.00	0.00	0.00	0.00	0.00
1106	Laptop Loss/Damage	0.00	0.00	0.00	0.00	0.00
1107	Laptop Insurance-YAP/Project Search	380.00	0.00	0.00	0.00	380.00
1108	Laptop Loss-Damage YAP/Project Search	279.00	0.00	0.00	0.00	279.00
<b>A Totals:</b>		<b>15,456.25</b>	<b>902.70</b>	<b>167.10</b>	<b>0.00</b>	<b>16,191.85</b>
<b>E</b>	<b>ADMINISTRATIVE CUSTODIAL</b>					
5004	Middle School Momentum	0.00	0.00	0.00	0.00	0.00
5005	Activity Express	118,324.08	6,295.50	10,218.00	0.00	114,401.58
5009	Friday Folder Advertising	0.00	0.00	0.00	0.00	0.00
5011	Creative Cottage Crafts	1,503.72	0.00	0.00	0.00	1,503.72
5060	Hospitality	0.00	0.00	0.00	0.00	0.00
5062	Ed Services Hospitality	-39.01	310.00	0.00	0.00	270.99
5080	Media	0.00	0.00	0.00	0.00	0.00
5081	MPS App	0.00	0.00	0.00	0.00	0.00
5096	MPS Activities Calendar	0.00	0.00	0.00	0.00	0.00
5098	NFUSSD	0.00	0.00	0.00	0.00	0.00
5110	Other Student Activities	0.00	0.00	0.00	0.00	0.00
5140	PayBac	0.00	0.00	0.00	0.00	0.00
5165	Logo Sales	0.00	0.00	0.00	0.00	0.00
5176	Student Showcase	0.00	0.00	0.00	0.00	0.00
5177	Staff Development	0.00	0.00	0.00	0.00	0.00
5178	STOP Hunger	0.00	0.00	0.00	0.00	0.00
5225	WF Student Donation	5,660.18	0.00	0.00	0.00	5,660.18
5250	Instrument Rental	-33,767.28	7,015.50	0.00	0.00	-26,751.78
5255	South Swim Lessons	104,780.00	0.00	0.00	0.00	104,780.00
5260	North Swim Lessons	41,660.00	7,100.00	0.00	0.00	48,760.00
5265	West Swim Lessons	58,770.00	0.00	0.00	0.00	58,770.00
5270	North Open Swim	1,647.00	0.00	0.00	0.00	1,647.00
5275	West Open Swim	4,100.00	0.00	0.00	0.00	4,100.00
5280	South Open Swim	4,781.00	0.00	0.00	0.00	4,781.00
5285	Maintenance Vending	792.16	0.00	0.00	0.00	792.16
5290	Tech Vending	606.39	0.00	15.52	0.00	590.87
5295	Facility Use Rental Fee	-294,365.92	4,596.00	0.00	0.00	-289,769.92
5300	Facility Use Building Access	232,407.00	3,501.00	0.00	0.00	235,908.00
5305	Facility Use Staffing	51,975.35	1,305.00	0.00	0.00	53,280.35
5310	Check Collection	483.15	0.00	0.00	0.00	483.15
<b>E Totals:</b>		<b>299,317.82</b>	<b>30,123.00</b>	<b>10,233.52</b>	<b>0.00</b>	<b>319,207.30</b>

## Current Cash Balance

Sorted by Site ID, Group ID, Activity ID.  
From 08/01/2023 to 08/31/2023.

Site ID	Site Name						
Group ID	Group Name						
Activity ID	Activity Name	Beginning Cash	Receipts	Disbursements	Adjustments	Cash Balance	
Q	STUDENT FEE FUND						
7195	HAL Field Trips	3,235.96	0.00	0.00	0.00	3,235.96	
Q Totals:		3,235.96	0.00	0.00	0.00	3,235.96	
DSAC Activity Totals:		318,010.03	31,025.70	10,400.62	0.00	338,635.11	
		Begin Balance	Transfers	Receipts	Disbursements	Adjustments	End Balance
	DSAC Checking:			31,025.70	10,400.62		
	DSAC Investment:						
	DSAC Bank Balances:	318,010.03		31,025.70	10,400.62	0.00	338,635.11

# Current Cash Balance

Sorted by Site ID, Group ID, Activity ID  
From 08/01/2023 to 08/31/2023.

Site ID	Site Name					
Group ID	Group Name					
Activity ID	Activity Name	Beginning Cash	Receipts	Disbursements	Adjustments	Cash Balance
<b>Abbott</b>	<b>Abbott Elementary</b>					
<b>A</b>	<b>ACTIVITY GENERAL</b>					
1010	General Admin	24,755.58	602.37	425.17	0.00	24,932.78
1018	School Pay Fees	3,265.36	0.00	102.24	-466.29	2,696.83
1020	Volunteers-General	135.95	0.00	218.26	0.00	-82.31
1021	Abbott Volunteer Team	0.00	47,586.90	408.28	0.00	47,178.62
1030	Staff Vending	86.32	0.00	0.00	0.00	86.32
1105	Laptop Insurance	0.00	2,146.56	0.00	0.00	2,146.56
1106	Laptop Loss/Damage	0.00	0.00	0.00	0.00	0.00
<b>A Totals:</b>		<b>28,243.21</b>	<b>50,335.83</b>	<b>1,153.95</b>	<b>-466.29</b>	<b>76,958.80</b>
<b>D</b>	<b>CLUBS AND ORGANIZATIONS</b>					
4040	Art	0.00	0.00	0.00	0.00	0.00
4230	Environmental Club	0.00	0.00	0.00	0.00	0.00
4440	Leadership Club	30.00	0.00	0.00	0.00	30.00
4500	Music Club	0.00	0.00	0.00	0.00	0.00
4540	Other Clubs	0.00	0.00	0.00	0.00	0.00
4580	Reading	0.00	0.00	0.00	0.00	0.00
4620	Safety Patrol	0.00	0.00	0.00	0.00	0.00
4660	Spanish Club	0.00	0.00	0.00	0.00	0.00
4710	Student Council	1,787.12	0.00	123.00	0.00	1,664.12
4760	World Language	102.48	0.00	0.00	0.00	102.48
<b>D Totals:</b>		<b>1,919.60</b>	<b>0.00</b>	<b>123.00</b>	<b>0.00</b>	<b>1,796.60</b>
<b>E</b>	<b>ADMINISTRATIVE CUSTODIAL</b>					
5040	Fundraising-General	0.00	0.00	0.00	0.00	0.00
5060	Hospitality	0.00	0.00	0.00	0.00	0.00
5080	Media	5,432.86	0.00	0.00	0.00	5,432.86
5110	Other Student Activities	0.00	0.00	0.00	0.00	0.00
5121	KG Field Trips-Curriculum Related	-62.06	0.00	0.00	0.00	-62.06
5122	1st Grade Field Trips-Curriculum Related	-356.64	0.00	0.00	0.00	-356.64
5123	2nd Grade Field Trips-Curriculum Related	7.58	0.00	0.00	0.00	7.58
5124	3rd Grade Field Trips-Curriculum Related	405.43	0.00	0.00	0.00	405.43
5125	4th Grade Field Trips-Curriculum Related	-160.01	0.00	0.00	0.00	-160.01
5126	5th Grade Field Trips-Curriculum Related	-537.02	105.00	0.00	0.00	-432.02
5127	6th Grade Field Trips-Curriculum Related	0.00	0.00	0.00	0.00	0.00
5128	7th Grade Field Trips-Curriculum Related	0.00	0.00	0.00	0.00	0.00
5129	8th Grade Field Trips-Curriculum Related	0.00	0.00	0.00	0.00	0.00
5180	Teacher Fund/Grants	-21.21	0.00	0.00	0.00	-21.21
<b>E Totals:</b>		<b>4,708.93</b>	<b>105.00</b>	<b>0.00</b>	<b>0.00</b>	<b>4,813.93</b>

## Current Cash Balance

Sorted by Site ID, Group ID, Activity ID.  
From 08/01/2023 to 08/31/2023.

Site ID Group ID	Site Name Group Name	Activity ID	Activity Name	Beginning Cash	Receipts	Disbursements	Adjustments	Cash Balance
Q	STUDENT FEE FUND							
	7000		KG Field Trips	0.00	0.00	0.00	0.00	0.00
	7010		1st Grade Field Trips	0.00	0.00	0.00	0.00	0.00
	7020		2nd Grade Field Trips	0.00	0.00	0.00	0.00	0.00
	7030		3rd Grade Field Trips	0.00	0.00	0.00	0.00	0.00
	7040		4th Grade Field Trips	0.00	0.00	0.00	0.00	0.00
	7050		5th Grade Field Trips	0.00	0.00	0.00	0.00	0.00
	7900		Field Trips-Other	0.00	0.00	0.00	0.00	0.00
	7901		Student Transportation	0.00	0.00	2,825.00	466.29	-2,358.71
Q Totals:				0.00	0.00	2,825.00	466.29	-2,358.71
Abbott Activity Totals:				34,871.74	50,440.83	4,101.95	0.00	81,210.62

	Begin Balance	Transfers	Receipts	Disbursements	Adjustments	End Balance
Abbott Checking:			50,440.83	4,101.95		
Abbott Investment:						
Abbott Bank Balances:	34,871.74		50,440.83	4,101.95	0.00	81,210.62

# Current Cash Balance

Sorted by Site ID, Group ID, Activity ID.  
From 08/01/2023 to 08/31/2023.

Site ID	Site Name						
Group ID	Group Name						
Activity ID	Activity Name	Beginning Cash	Receipts	Disbursements	Adjustments	Cash Balance	
<b>Ackerm</b>	<b>Ackerman Elementary</b>						
<b>A</b>	<b>ACTIVITY GENERAL</b>						
1010	General Admin	5,532.85	1,040.94	1,260.06	0.00	5,313.73	
1018	School Pay Fees	49.78	46.44	62.10	0.00	34.12	
1020	Volunteers-General	17,153.56	354.95	3,886.73	0.00	13,621.78	
1022	Volunteers - Hospitality	0.00	0.00	0.00	0.00	0.00	
1030	Staff Vending	0.00	0.00	0.00	0.00	0.00	
1105	Laptop Insurance	210.00	2,920.00	0.00	0.00	3,130.00	
1106	Laptop Loss/Damage	14.00	0.00	0.00	0.00	14.00	
<b>A Totals:</b>		<b>22,960.19</b>	<b>4,362.33</b>	<b>5,208.89</b>	<b>0.00</b>	<b>22,113.63</b>	
<b>D</b>	<b>CLUBS AND ORGANIZATIONS</b>						
4040	Art	4,582.08	0.00	0.00	0.00	4,582.08	
4070	Birthday Book	0.00	0.00	0.00	0.00	0.00	
4140	Choir	0.00	0.00	0.00	0.00	0.00	
4270	Field Day	1,528.95	0.00	0.00	0.00	1,528.95	
4580	Reading	0.00	0.00	0.00	0.00	0.00	
4710	Student Council	546.31	0.00	0.00	0.00	546.31	
4770	Yearbook	1,358.91	0.00	0.00	0.00	1,358.91	
<b>D Totals:</b>		<b>8,016.25</b>	<b>0.00</b>	<b>0.00</b>	<b>0.00</b>	<b>8,016.25</b>	
<b>E</b>	<b>ADMINISTRATIVE CUSTODIAL</b>						
5040	Fundraising-General	0.00	0.00	0.00	0.00	0.00	
5060	Hospitality	0.00	0.00	0.00	0.00	0.00	
5070	Library	11,483.76	0.00	0.00	0.00	11,483.76	
5110	Other Student Activities	0.00	0.00	0.00	0.00	0.00	
5121	KG Field Trips-Curriculum Related	0.00	0.00	0.00	0.00	0.00	
5122	1st Grade Field Trips-Curriculum Related	0.00	0.00	0.00	0.00	0.00	
5123	2nd Grade Field Trips-Curriculum Related	0.00	0.00	0.00	0.00	0.00	
5124	3rd Grade Field Trips-Curriculum Related	0.00	0.00	0.00	0.00	0.00	
5125	4th Grade Field Trips-Curriculum Related	51.00	0.00	0.00	0.00	51.00	
5126	5th Grade Field Trips-Curriculum Related	0.00	0.00	0.00	0.00	0.00	
5140	PayBac	32.75	0.00	0.00	0.00	32.75	
5180	Teacher Fund/Grants	0.00	0.00	0.00	0.00	0.00	
<b>E Totals:</b>		<b>11,567.51</b>	<b>0.00</b>	<b>0.00</b>	<b>0.00</b>	<b>11,567.51</b>	

# Current Cash Balance

Sorted by Site ID, Group ID, Activity ID.  
From 08/01/2023 to 08/31/2023.

Site ID	Site Name						
Group ID	Group Name						
Activity ID	Activity Name	Beginning Cash	Receipts	Disbursements	Adjustments	Cash Balance	
Q	STUDENT FEE FUND						
7000	KG Field Trips	0.00	0.00	0.00	0.00	0.00	
7010	1st Grade Field Trips	0.00	0.00	0.00	0.00	0.00	
7020	2nd Grade Field Trips	0.00	0.00	0.00	0.00	0.00	
7030	3rd Grade Field Trips	0.00	0.00	0.00	0.00	0.00	
7040	4th Grade Field Trips	0.00	0.00	0.00	0.00	0.00	
7050	5th Grade Field Trips	0.00	0.00	0.00	0.00	0.00	
7900	Field Trips-Other	0.00	0.00	0.00	0.00	0.00	
7901	Student Transportation	775.00	0.00	775.00	0.00	0.00	
Q Totals:		775.00	0.00	775.00	0.00	0.00	
Ackerman Activity Totals:		43,318.95	4,362.33	5,983.89	0.00	41,697.39	

	Begin Balance	Transfers	Receipts	Disbursements	Adjustments	End Balance
Ackerman Checking:			4,362.33	5,983.89		
Ackerman Investment:						
Ackerman Bank Balances:	43,318.95		4,362.33	5,983.89	0.00	41,697.39

# Current Cash Balance

Sorted by Site ID, Group ID, Activity ID  
From 08/01/2023 to 08/31/2023

Site ID	Site Name					
Group ID	Group Name					
Activity ID	Activity Name	Beginning Cash	Receipts	Disbursements	Adjustments	Cash Balance
<b>Aldrich</b>	<b>Aldrich Elementary</b>					
<b>A</b>	<b>ACTIVITY GENERAL</b>					
1010	General Admin	22,923.91	369.56	157.39	0.00	23,136.08
1018	School Pay Fees	127.55	87.48	278.45	0.00	-63.42
1030	Staff Vending	287.38	0.00	0.00	0.00	287.38
1105	Laptop Insurance	180.00	2,475.00	0.00	0.00	2,655.00
1106	Laptop Loss/Damage	0.00	0.00	0.00	0.00	0.00
<b>A Totals:</b>		<b>23,518.84</b>	<b>2,932.04</b>	<b>435.84</b>	<b>0.00</b>	<b>26,015.04</b>
<b>D</b>	<b>CLUBS AND ORGANIZATIONS</b>					
4040	Art	0.00	0.00	0.00	0.00	0.00
4070	Birthday Book	5,916.75	70.00	0.00	0.00	5,986.75
4710	Student Council	0.00	0.00	0.00	0.00	0.00
<b>D Totals:</b>		<b>5,916.75</b>	<b>70.00</b>	<b>0.00</b>	<b>0.00</b>	<b>5,986.75</b>
<b>E</b>	<b>ADMINISTRATIVE CUSTODIAL</b>					
5040	Fundraising-General	0.00	0.00	0.00	0.00	0.00
5060	Hospitality	0.00	0.00	0.00	0.00	0.00
5070	Library	2,420.18	19.78	0.00	0.00	2,439.96
5110	Other Student Activities	0.00	0.00	0.00	0.00	0.00
5121	KG Field Trips-Curriculum Related	422.04	0.00	0.00	0.00	422.04
5122	1st Grade Field Trips-Curriculum Related	172.89	0.00	0.00	0.00	172.89
5123	2nd Grade Field Trips-Curriculum Related	0.00	0.00	0.00	0.00	0.00
5124	3rd Grade Field Trips-Curriculum Related	-29.78	0.00	0.00	0.00	-29.78
5125	4th Grade Field Trips-Curriculum Related	400.09	0.00	0.00	0.00	400.09
5126	5th Grade Field Trips-Curriculum Related	0.00	0.00	0.00	0.00	0.00
<b>E Totals:</b>		<b>3,385.42</b>	<b>19.78</b>	<b>0.00</b>	<b>0.00</b>	<b>3,405.20</b>
<b>Q</b>	<b>STUDENT FEE FUND</b>					
7000	KG Field Trips	0.00	0.00	0.00	0.00	0.00
7010	1st Grade Field Trips	0.00	0.00	0.00	0.00	0.00
7020	2nd Grade Field Trips	0.00	0.00	0.00	0.00	0.00
7030	3rd Grade Field Trips	0.00	0.00	0.00	0.00	0.00
7040	4th Grade Field Trips	0.00	0.00	0.00	0.00	0.00
7050	5th Grade Field Trips	0.00	0.00	0.00	0.00	0.00
7900	Field Trips-Other	0.00	0.00	0.00	0.00	0.00
7901	Student Transportation	3,400.00	0.00	3,400.00	0.00	0.00
<b>Q Totals:</b>		<b>3,400.00</b>	<b>0.00</b>	<b>3,400.00</b>	<b>0.00</b>	<b>0.00</b>
<b>Aldrich Activity Totals:</b>		<b>36,221.01</b>	<b>3,021.82</b>	<b>3,835.84</b>	<b>0.00</b>	<b>35,406.99</b>
		Begin Balance	Transfers	Receipts	Disbursements	Adjustments
Aldrich Checking:				3,021.82	3,835.84	
Aldrich Investment:						
Aldrich Bank Balances:		36,221.01		3,021.82	3,835.84	0.00
						35,406.99



# Current Cash Balance

Sorted by Site ID, Group ID, Activity ID.  
From 08/01/2023 to 08/31/2023.

Site ID	Site Name					
Group ID	Group Name					
Activity ID	Activity Name	Beginning Cash	Receipts	Disbursements	Adjustments	Cash Balance
<b>BlackEl</b>	<b>Black Elk Elementary</b>					
<b>A</b>	<b>ACTIVITY GENERAL</b>					
1010	General Admin	23,279.96	984.44	1,635.61	0.00	22,628.79
1018	School Pay Fees	90.72	-1.72	37.54	0.00	51.46
1020	Volunteers-General	50,895.94	431.44	11,119.78	0.00	40,207.60
1022	Volunteers - Hospitality	0.00	0.00	0.00	0.00	0.00
1030	Staff Vending	0.00	0.00	0.00	0.00	0.00
1105	Laptop Insurance	120.00	480.00	0.00	0.00	600.00
1106	Laptop Loss/Damage	0.00	0.00	0.00	0.00	0.00
<b>A Totals:</b>		<b>74,386.62</b>	<b>1,894.16</b>	<b>12,792.93</b>	<b>0.00</b>	<b>63,487.85</b>
<b>D</b>	<b>CLUBS AND ORGANIZATIONS</b>					
4040	Art	7,113.99	0.00	0.00	0.00	7,113.99
4070	Birthday Book	5,311.72	0.00	0.00	0.00	5,311.72
4140	Choir	293.26	0.00	0.00	0.00	293.26
4270	Field Day	2,257.52	0.00	66.63	0.00	2,190.89
4500	Music Club	-4.32	0.00	514.32	0.00	-518.64
4530	Orchestra	0.00	0.00	0.00	0.00	0.00
4540	Other Clubs	-19.25	0.00	0.00	0.00	-19.25
4580	Reading	50.65	0.00	0.00	0.00	50.65
4710	Student Council	4,756.19	0.00	0.00	0.00	4,756.19
<b>D Totals:</b>		<b>19,759.76</b>	<b>0.00</b>	<b>580.95</b>	<b>0.00</b>	<b>19,178.81</b>
<b>E</b>	<b>ADMINISTRATIVE CUSTODIAL</b>					
5040	Fundraising-General	0.00	0.00	0.00	0.00	0.00
5065	Hospitality-VIP	2,473.64	0.00	0.00	0.00	2,473.64
5080	Media	5,300.35	215.55	635.33	0.00	4,880.57
5100	Other Adm Custodial	0.00	0.00	0.00	0.00	0.00
5110	Other Student Activities	0.00	0.00	0.00	0.00	0.00
5121	KG Field Trips-Curriculum Related	6.50	0.00	0.00	0.00	6.50
5122	1st Grade Field Trips-Curriculum Related	0.00	0.00	0.00	0.00	0.00
5123	2nd Grade Field Trips-Curriculum Related	0.00	0.00	0.00	0.00	0.00
5124	3rd Grade Field Trips-Curriculum Related	0.00	0.00	0.00	0.00	0.00
5125	4th Grade Field Trips-Curriculum Related	0.00	0.00	0.00	0.00	0.00
5126	5th Grade Field Trips-Curriculum Related	0.00	0.00	0.00	0.00	0.00
5140	PayBac	952.62	0.00	0.00	0.00	952.62
<b>E Totals:</b>		<b>8,733.11</b>	<b>215.55</b>	<b>635.33</b>	<b>0.00</b>	<b>8,313.33</b>
<b>Q</b>	<b>STUDENT FEE FUND</b>					
7900	Field Trips-Other	0.00	0.00	0.00	0.00	0.00
7901	Student Transportation	1,437.50	-100.00	1,037.50	0.00	300.00
<b>Q Totals:</b>		<b>1,437.50</b>	<b>-100.00</b>	<b>1,037.50</b>	<b>0.00</b>	<b>300.00</b>



## Current Cash Balance

Sorted by Site ID, Group ID, Activity ID.  
From 08/01/2023 to 08/31/2023.

Site ID	Site Name						From 08/01/2023 to 08/31/2023.
Group ID	Group Name						
	Activity ID	Activity Name	Beginning Cash	Receipts	Disbursements	Adjustments	Cash Balance
BlackElk Activity Totals:			104,316.99	2,009.71	15,046.71	0.00	91,279.99
		Begin Balance	Transfers	Receipts	Disbursements	Adjustments	End Balance
BlackElk Checking:				2,009.71	15,046.71		
BlackElk Investment:							
BlackElk Bank Balances:		104,316.99		2,009.71	15,046.71	0.00	91,279.99

# Current Cash Balance

Sorted by Site ID, Group ID, Activity ID.  
From 08/01/2023 to 08/31/2023.

Site ID	Site Name					
Group ID	Group Name					
Activity ID	Activity Name	Beginning Cash	Receipts	Disbursements	Adjustments	Cash Balance
<b>Bryan</b>	<b>Bryan Elementary School</b>					
<b>A</b>	<b>ACTIVITY GENERAL</b>					
1010	General Admin	7,025.17	86.64	455.60	0.00	6,656.21
1018	School Pay Fees	77.96	-8.88	0.00	0.00	69.08
1030	Staff Vending	441.50	0.00	0.00	0.00	441.50
1040	Donations	204.80	0.00	0.00	0.00	204.80
1105	Laptop Insurance	75.00	1,035.54	0.00	0.00	1,110.54
1106	Laptop Loss/Damage	84.00	0.00	0.00	0.00	84.00
<b>A Totals:</b>		<b>7,908.43</b>	<b>1,113.30</b>	<b>455.60</b>	<b>0.00</b>	<b>8,566.13</b>
<b>D</b>	<b>CLUBS AND ORGANIZATIONS</b>					
4040	Art	394.60	0.00	0.00	0.00	394.60
4220	Drama Club	122.07	0.00	0.00	0.00	122.07
4500	Music Club	0.02	0.00	0.00	0.00	0.02
4710	Student Council	2,117.07	0.00	0.00	0.00	2,117.07
<b>D Totals:</b>		<b>2,633.76</b>	<b>0.00</b>	<b>0.00</b>	<b>0.00</b>	<b>2,633.76</b>
<b>E</b>	<b>ADMINISTRATIVE CUSTODIAL</b>					
5015	Circle of Friends	0.00	0.00	0.00	0.00	0.00
5040	Fundraising-General	8,911.47	0.00	3,523.70	0.00	5,387.77
5060	Hospitality	0.00	0.00	0.00	0.00	0.00
5080	Media	7,773.27	30.00	0.00	0.00	7,803.27
5100	Other Adm Custodial	0.00	0.00	0.00	0.00	0.00
5110	Other Student Activities	690.54	0.00	0.00	0.00	690.54
5121	KG Field Trips-Curriculum Related	-965.81	0.00	0.00	0.00	-965.81
5122	1st Grade Field Trips-Curriculum Related	1,939.67	366.00	0.00	0.00	2,305.67
5123	2nd Grade Field Trips-Curriculum Related	-810.22	0.00	0.00	0.00	-810.22
5124	3rd Grade Field Trips-Curriculum Related	-143.99	0.00	0.00	0.00	-143.99
5125	4th Grade Field Trips-Curriculum Related	-720.76	0.00	0.00	0.00	-720.76
5126	5th Grade Field Trips-Curriculum Related	-410.61	0.00	245.00	0.00	-655.61
5180	Teacher Fund/Grants	1,489.84	0.00	0.00	0.00	1,489.84
5181	Grants	0.00	0.00	0.00	0.00	0.00
<b>E Totals:</b>		<b>17,753.40</b>	<b>396.00</b>	<b>3,768.70</b>	<b>0.00</b>	<b>14,380.70</b>
<b>Q</b>	<b>STUDENT FEE FUND</b>					
7000	KG Field Trips	0.00	0.00	0.00	0.00	0.00
7030	3rd Grade Field Trips	0.00	0.00	0.00	0.00	0.00
7900	Field Trips-Other	0.00	0.00	0.00	0.00	0.00
7901	Student Transportation	825.00	-200.00	0.00	0.00	625.00
<b>Q Totals:</b>		<b>825.00</b>	<b>-200.00</b>	<b>0.00</b>	<b>0.00</b>	<b>625.00</b>

## Current Cash Balance

Sorted by Site ID, Group ID, Activity ID.  
From 08/01/2023 to 08/31/2023.

Site ID	Site Name						
Group ID	Group Name						
Activity ID	Activity Name	Beginning Cash	Receipts	Disbursements	Adjustments	Cash Balance	

Bryan Activity Totals:	29,120.59	1,309.30	4,224.30	0.00	26,205.59
------------------------	-----------	----------	----------	------	-----------

	Begin Balance	Transfers	Receipts	Disbursements	Adjustments	End Balance
Bryan Checking:			1,309.30	4,224.30		
Bryan Investment:						
Bryan Bank Balances:	29,120.59		1,309.30	4,224.30	0.00	26,205.59

# Current Cash Balance

Sorted by Site ID, Group ID, Activity ID.  
From 08/01/2023 to 08/31/2023.

Site ID	Site Name					
Group ID	Group Name					
Activity ID	Activity Name	Beginning Cash	Receipts	Disbursements	Adjustments	Cash Balance
<b>Cather</b>	<b>Cather Elementary</b>					
<b>A</b>	<b>ACTIVITY GENERAL</b>					
1010	General Admin	2,606.70	20.78	528.85	0.00	2,098.63
1018	School Pay Fees	26.56	27.54	19.41	0.00	34.69
1023	Booster Club	0.00	0.00	0.00	0.00	0.00
1030	Staff Vending	0.00	0.00	0.00	0.00	0.00
1040	Donations	400.00	0.00	0.00	0.00	400.00
1105	Laptop Insurance	1,395.00	765.00	0.00	0.00	2,160.00
1106	Laptop Loss/Damage	0.00	0.00	0.00	0.00	0.00
<b>A Totals:</b>		<b>4,428.26</b>	<b>813.32</b>	<b>548.26</b>	<b>0.00</b>	<b>4,693.32</b>
<b>D</b>	<b>CLUBS AND ORGANIZATIONS</b>					
4038	PE Archery	-60.00	0.00	0.00	0.00	-60.00
4040	Art	0.00	0.00	0.00	0.00	0.00
4090	Bowling Club	0.00	0.00	0.00	0.00	0.00
4231	Ecology Club	84.00	0.00	0.00	0.00	84.00
4500	Music Club	7.00	0.00	0.00	0.00	7.00
4540	Other Clubs	5,131.50	0.00	0.00	0.00	5,131.50
4600	Robotics & Engineering Club	2,107.25	0.00	0.00	0.00	2,107.25
4610	SAFE/DARE/Drug Free	77.23	0.00	0.00	0.00	77.23
4660	Spanish Club	0.00	0.00	0.00	0.00	0.00
4710	Student Council	1,852.56	0.00	0.00	0.00	1,852.56
<b>D Totals:</b>		<b>9,199.54</b>	<b>0.00</b>	<b>0.00</b>	<b>0.00</b>	<b>9,199.54</b>
<b>E</b>	<b>ADMINISTRATIVE CUSTODIAL</b>					
5040	Fundraising-General	-7.96	0.00	0.00	0.00	-7.96
5060	Hospitality	-2.54	0.00	0.00	0.00	-2.54
5070	Library	5,140.14	0.00	214.00	0.00	4,926.14
5110	Other Student Activities	-2,839.50	0.00	0.00	0.00	-2,839.50
5120	P.E.	0.00	0.00	0.00	0.00	0.00
5121	KG Field Trips-Curriculum Related	446.93	0.00	0.00	0.00	446.93
5122	1st Grade Field Trips-Curriculum Related	22.10	0.00	0.00	0.00	22.10
5123	2nd Grade Field Trips-Curriculum Related	453.93	0.00	0.00	0.00	453.93
5124	3rd Grade Field Trips-Curriculum Related	440.19	0.00	0.00	0.00	440.19
5125	4th Grade Field Trips-Curriculum Related	0.00	0.00	0.00	0.00	0.00
5126	5th Grade Field Trips-Curriculum Related	673.85	0.00	0.00	0.00	673.85
5140	PayBac	1,707.03	0.00	0.00	0.00	1,707.03
5181	Grants	397.51	0.00	0.00	0.00	397.51
5183	SEL Grant	384.74	0.00	0.00	0.00	384.74
5250	Instrument Rental	0.00	0.00	0.00	0.00	0.00
<b>E Totals:</b>		<b>6,816.42</b>	<b>0.00</b>	<b>214.00</b>	<b>0.00</b>	<b>6,602.42</b>

## Current Cash Balance

Sorted by Site ID, Group ID, Activity ID.  
From 08/01/2023 to 08/31/2023.

Site ID Group ID	Site Name Group Name						
	Activity ID	Activity Name	Beginning Cash	Receipts	Disbursements	Adjustments	Cash Balance
Q	STUDENT FEE FUND						
	7000	KG Field Trips	0.00	0.00	0.00	0.00	0.00
	7010	1st Grade Field Trips	0.00	0.00	0.00	0.00	0.00
	7020	2nd Grade Field Trips	0.00	0.00	0.00	0.00	0.00
	7030	3rd Grade Field Trips	0.00	0.00	0.00	0.00	0.00
	7040	4th Grade Field Trips	0.00	0.00	0.00	0.00	0.00
	7050	5th Grade Field Trips	0.00	0.00	0.00	0.00	0.00
	7900	Field Trips-Other	0.00	0.00	0.00	0.00	0.00
	7901	Student Transportation	400.00	0.00	0.00	0.00	400.00
Q Totals:			400.00	0.00	0.00	0.00	400.00
Cather Activity Totals:			20,844.22	813.32	762.26	0.00	20,895.28

	Begin Balance	Transfers	Receipts	Disbursements	Adjustments	End Balance
Cather Checking:			813.32	762.26		
Cather Investment:						
Cather Bank Balances:	20,844.22		813.32	762.26	0.00	20,895.28

# Current Cash Balance

Sorted by Site ID, Group ID, Activity ID.  
From 08/01/2023 to 08/31/2023.

Site ID	Site Name					
Group ID	Group Name					
Activity ID	Activity Name	Beginning Cash	Receipts	Disbursements	Adjustments	Cash Balance
<b>Cody</b>	<b>Cody Elementary School</b>					
<b>A</b>	<b>ACTIVITY GENERAL</b>					
1010	General Admin	-2,957.81	870.45	1,436.08	0.00	-3,523.44
1018	School Pay Fees	14.74	2.16	19.20	0.00	-2.30
1030	Staff Vending	135.58	0.00	0.00	0.00	135.58
1043	Playground	1,987.22	0.00	0.00	0.00	1,987.22
1050	Projects/Support	265.26	0.00	0.00	0.00	265.26
1105	Laptop Insurance	30.00	60.00	0.00	0.00	90.00
1106	Laptop Loss/Damage	84.00	29.00	0.00	0.00	113.00
<b>A Totals:</b>		<b>-441.01</b>	<b>961.61</b>	<b>1,455.28</b>	<b>0.00</b>	<b>-934.68</b>
<b>D</b>	<b>CLUBS AND ORGANIZATIONS</b>					
4040	Art	0.00	0.00	0.00	0.00	0.00
4100	Builders Club	55.12	0.00	179.62	0.00	-124.50
4140	Choir	237.71	0.00	0.00	0.00	237.71
4540	Other Clubs	0.00	0.00	0.00	0.00	0.00
4710	Student Council	2,770.78	0.00	0.00	0.00	2,770.78
4728	Unified Club	423.30	0.00	0.00	0.00	423.30
<b>D Totals:</b>		<b>3,486.91</b>	<b>0.00</b>	<b>179.62</b>	<b>0.00</b>	<b>3,307.29</b>
<b>E</b>	<b>ADMINISTRATIVE CUSTODIAL</b>					
5040	Fundraising-General	0.00	0.00	0.00	0.00	0.00
5060	Hospitality	0.00	0.00	0.00	0.00	0.00
5080	Media	4,562.85	0.00	0.00	0.00	4,562.85
5110	Other Student Activities	740.32	0.00	0.00	0.00	740.32
5121	KG Field Trips-Curriculum Related	0.00	0.00	0.00	0.00	0.00
5122	1st Grade Field Trips-Curriculum Related	576.25	0.00	0.00	0.00	576.25
5123	2nd Grade Field Trips-Curriculum Related	713.70	0.00	0.00	0.00	713.70
5124	3rd Grade Field Trips-Curriculum Related	227.12	0.00	0.00	0.00	227.12
5125	4th Grade Field Trips-Curriculum Related	220.61	0.00	0.00	0.00	220.61
5126	5th Grade Field Trips-Curriculum Related	72.00	0.00	0.00	0.00	72.00
5165	Logo Sales	210.82	0.00	0.00	0.00	210.82
5170	Student Notebooks	0.00	0.00	0.00	0.00	0.00
<b>E Totals:</b>		<b>7,323.67</b>	<b>0.00</b>	<b>0.00</b>	<b>0.00</b>	<b>7,323.67</b>
<b>Q</b>	<b>STUDENT FEE FUND</b>					
7000	KG Field Trips	0.00	0.00	0.00	0.00	0.00
7010	1st Grade Field Trips	0.00	0.00	0.00	0.00	0.00
7020	2nd Grade Field Trips	0.00	0.00	0.00	0.00	0.00
7030	3rd Grade Field Trips	0.00	0.00	0.00	0.00	0.00
7040	4th Grade Field Trips	0.00	0.00	0.00	0.00	0.00
7050	5th Grade Field Trips	0.00	0.00	0.00	0.00	0.00
7900	Field Trips-Other	0.00	0.00	0.00	0.00	0.00
7901	Student Transportation	250.00	0.00	250.00	0.00	0.00
<b>Q Totals:</b>		<b>250.00</b>	<b>0.00</b>	<b>250.00</b>	<b>0.00</b>	<b>0.00</b>

## Current Cash Balance

Sorted by Site ID, Group ID, Activity ID.

From 08/01/2023 to 08/31/2023.

Site ID	Site Name						
Group ID	Group Name						
Activity ID	Activity Name	Beginning Cash	Receipts	Disbursements	Adjustments	Cash Balance	

Cody Activity Totals:	10,619.57	961.61	1,884.90	0.00	9,696.28
-----------------------	-----------	--------	----------	------	----------

	Begin Balance	Transfers	Receipts	Disbursements	Adjustments	End Balance
Cody Checking:			961.61	1,884.90		
Cody Investment:						
Cody Bank Balances:	10,619.57		961.61	1,884.90	0.00	9,696.28

# Current Cash Balance

Sorted by Site ID, Group ID, Activity ID.  
From 08/01/2023 to 08/31/2023.

Site ID	Site Name						
Group ID	Group Name						
Activity ID	Activity Name	Beginning Cash	Receipts	Disbursements	Adjustments	Cash Balance	
Cottonw	Cottonwood Elementary School						
A	ACTIVITY GENERAL						
1010	General Admin	10,097.49	1,241.17	202.64	0.00	11,136.02	
1018	School Pay Fees	254.60	8.10	10.23	0.00	252.47	
1030	Staff Vending	177.33	0.00	0.00	0.00	177.33	
1105	Laptop Insurance	0.00	310.00	0.00	0.00	310.00	
1106	Laptop Loss/Damage	0.00	0.00	10.23	0.00	-10.23	
A Totals:		10,529.42	1,559.27	223.10	0.00	11,865.59	
D	CLUBS AND ORGANIZATIONS						
4040	Art	11.76	0.00	0.00	0.00	11.76	
4580	Reading	-99.00	0.00	0.00	0.00	-99.00	
4610	SAFE/DARE/Drug Free	0.00	0.00	0.00	0.00	0.00	
4710	Student Council	2,427.04	0.00	0.00	0.00	2,427.04	
4750	Volunteer Club	28,613.34	0.00	0.00	0.00	28,613.34	
D Totals:		30,953.14	0.00	0.00	0.00	30,953.14	
E	ADMINISTRATIVE CUSTODIAL						
5040	Fundraising-General	0.00	0.00	0.00	0.00	0.00	
5060	Hospitality	0.00	0.00	0.00	0.00	0.00	
5070	Library	37.31	0.00	0.00	0.00	37.31	
5110	Other Student Activities	-831.18	0.00	0.00	0.00	-831.18	
5121	KG Field Trips-Curriculum Related	28.07	0.00	0.00	0.00	28.07	
5122	1st Grade Field Trips-Curriculum Related	0.00	0.00	0.00	0.00	0.00	
5123	2nd Grade Field Trips-Curriculum Related	0.00	0.00	0.00	0.00	0.00	
5124	3rd Grade Field Trips-Curriculum Related	456.32	0.00	0.00	0.00	456.32	
5125	4th Grade Field Trips-Curriculum Related	-3,150.93	0.00	0.00	0.00	-3,150.93	
5126	5th Grade Field Trips-Curriculum Related	-2,998.01	0.00	0.00	0.00	-2,998.01	
5142	Preschool	0.00	0.00	0.00	0.00	0.00	
5180	Teacher Fund/Grants	-1.37	0.00	0.00	0.00	-1.37	
E Totals:		-6,459.79	0.00	0.00	0.00	-6,459.79	
Q	STUDENT FEE FUND						
7900	Field Trips-Other	0.00	0.00	0.00	0.00	0.00	
7901	Student Transportation	0.00	0.00	0.00	0.00	0.00	
Q Totals:		0.00	0.00	0.00	0.00	0.00	
S	ATHLETIC						
9055	Athletics - Projects	0.00	0.00	0.00	0.00	0.00	
S Totals:		0.00	0.00	0.00	0.00	0.00	



## Current Cash Balance

Sorted by Site ID, Group ID, Activity ID.  
From 08/01/2023 to 08/31/2023.

Site ID	Site Name						
Group ID	Group Name						
Activity ID	Activity Name	Beginning Cash	Receipts	Disbursements	Adjustments	Cash Balance	
Cottonwood Activity Totals:		35,022.77	1,559.27	223.10	0.00	36,358.94	
Cottonwood Checking:							
Cottonwood Investment:							
Cottonwood Bank Balances:							
	Begin Balance	Transfers	Receipts	Disbursements	Adjustments	End Balance	
			1,559.27	223.10			
	35,022.77		1,559.27	223.10	0.00	36,358.94	

# Current Cash Balance

Sorted by Site ID, Group ID, Activity ID.  
From 08/01/2023 to 08/31/2023.

Site ID	Site Name					
Group ID	Group Name					
Activity ID	Activity Name	Beginning Cash	Receipts	Disbursements	Adjustments	Cash Balance
Disney	Disney Elementary					
A	ACTIVITY GENERAL					
1010	General Admin	599.65	779.68	2,210.99	0.00	-831.66
1015	Counseling	32.13	0.00	0.00	0.00	32.13
1018	School Pay Fees	53.32	23.22	75.47	0.00	1.07
1030	Staff Vending	468.36	34.88	0.00	0.00	503.24
1040	Donations	11,426.74	0.00	3,327.44	0.00	8,099.30
1043	Playground	-95.05	0.00	0.00	0.00	-95.05
1046	Birthday Board	982.88	50.00	0.00	0.00	1,032.88
1105	Laptop Insurance	105.00	885.00	0.00	0.00	990.00
1106	Laptop Loss/Damage	28.00	14.00	0.00	0.00	42.00
A Totals:		13,601.03	1,786.78	5,613.90	0.00	9,773.91
D	CLUBS AND ORGANIZATIONS					
4570	Play Production	1,519.91	0.00	0.00	0.00	1,519.91
4710	Student Council	676.85	0.00	0.00	0.00	676.85
4726	Unified Sports	363.81	0.00	0.00	0.00	363.81
D Totals:		2,560.57	0.00	0.00	0.00	2,560.57
E	ADMINISTRATIVE CUSTODIAL					
5040	Fundraising-General	2,534.47	0.00	0.00	0.00	2,534.47
5070	Library	-183.39	50.00	0.00	0.00	-133.39
5120	P.E.	2,495.51	0.00	179.00	0.00	2,316.51
5121	KG Field Trips-Curriculum Related	-153.00	0.00	0.00	0.00	-153.00
5122	1st Grade Field Trips-Curriculum Related	-7.00	0.00	0.00	0.00	-7.00
5123	2nd Grade Field Trips-Curriculum Related	0.75	0.00	0.00	0.00	0.75
5124	3rd Grade Field Trips-Curriculum Related	321.10	0.00	488.25	0.00	-167.15
5125	4th Grade Field Trips-Curriculum Related	82.50	0.00	0.00	0.00	82.50
5126	5th Grade Field Trips-Curriculum Related	13.45	0.00	0.00	0.00	13.45
5181	Grants	0.00	0.00	0.00	0.00	0.00
5186	Foundation Grant	87.00	0.00	0.00	0.00	87.00
E Totals:		5,191.39	50.00	667.25	0.00	4,574.14
Q	STUDENT FEE FUND					
7090	ACP (SpEd) Trips	0.00	0.00	0.00	0.00	0.00
7900	Field Trips-Other	0.00	0.00	0.00	0.00	0.00
7901	Student Transportation	975.00	-200.00	975.00	0.00	-200.00
Q Totals:		975.00	-200.00	975.00	0.00	-200.00
Disney Activity Totals:		22,327.99	1,636.78	7,256.15	0.00	16,708.62

	Begin Balance	Transfers	Receipts	Disbursements	Adjustments	End Balance
Disney Checking:			1,636.78	7,256.15		
Disney Investment:						
Disney Bank Balances:	22,327.99		1,636.78	7,256.15	0.00	16,708.62

# Current Cash Balance

Sorted by Site ID, Group ID, Activity ID.  
From 08/01/2023 to 08/31/2023.

Site ID	Site Name						
Group ID	Group Name						
Activity ID	Activity Name	Beginning Cash	Receipts	Disbursements	Adjustments	Cash Balance	
<b>Ezra</b>	<b>Ezra Elementary</b>						
<b>A</b>	<b>ACTIVITY GENERAL</b>						
1010	General Admin	13,316.36	33.07	2,986.21	0.00	10,363.22	
1018	School Pay Fees	61.81	7.95	62.87	0.00	6.89	
1030	Staff Vending	0.00	0.00	0.00	0.00	0.00	
1105	Laptop Insurance	75.00	585.00	0.00	0.00	660.00	
1106	Laptop Loss/Damage	84.00	0.00	0.00	0.00	84.00	
<b>A Totals:</b>		<b>13,537.17</b>	<b>626.02</b>	<b>3,049.08</b>	<b>0.00</b>	<b>11,114.11</b>	
<b>D</b>	<b>CLUBS AND ORGANIZATIONS</b>						
4010	40 Assets	0.00	0.00	0.00	0.00	0.00	
4040	Art	0.00	0.00	0.00	0.00	0.00	
4090	Bowling Club	0.00	0.00	0.00	0.00	0.00	
4500	Music Club	568.26	0.00	0.00	0.00	568.26	
<b>D Totals:</b>		<b>568.26</b>	<b>0.00</b>	<b>0.00</b>	<b>0.00</b>	<b>568.26</b>	
<b>E</b>	<b>ADMINISTRATIVE CUSTODIAL</b>						
5025	Fines - Library Book	0.00	38.00	0.00	0.00	38.00	
5040	Fundraising-General	0.00	0.00	0.00	0.00	0.00	
5060	Hospitality	0.00	0.00	0.00	0.00	0.00	
5070	Library	871.87	0.00	0.00	0.00	871.87	
5110	Other Student Activities	0.00	0.00	0.00	0.00	0.00	
5121	KG Field Trips-Curriculum Related	0.00	0.00	0.00	0.00	0.00	
5122	1st Grade Field Trips-Curriculum Related	0.00	0.00	0.00	0.00	0.00	
5123	2nd Grade Field Trips-Curriculum Related	0.00	0.00	333.00	0.00	-333.00	
5124	3rd Grade Field Trips-Curriculum Related	0.00	0.00	0.00	0.00	0.00	
5125	4th Grade Field Trips-Curriculum Related	1,262.50	0.00	0.00	0.00	1,262.50	
5126	5th Grade Field Trips-Curriculum Related	2,796.30	0.00	0.00	0.00	2,796.30	
5165	Logo Sales	5.46	0.00	0.00	0.00	5.46	
5170	Student Notebooks	0.00	0.00	0.00	0.00	0.00	
<b>E Totals:</b>		<b>4,936.13</b>	<b>38.00</b>	<b>333.00</b>	<b>0.00</b>	<b>4,641.13</b>	
<b>Q</b>	<b>STUDENT FEE FUND</b>						
7090	ACP (SpEd) Trips	0.00	0.00	0.00	0.00	0.00	
7900	Field Trips-Other	0.00	0.00	0.00	0.00	0.00	
7901	Student Transportation	1,587.50	-500.00	0.00	0.00	1,087.50	
<b>Q Totals:</b>		<b>1,587.50</b>	<b>-500.00</b>	<b>0.00</b>	<b>0.00</b>	<b>1,087.50</b>	
<b>Ezra Activity Totals:</b>		<b>20,629.06</b>	<b>164.02</b>	<b>3,382.08</b>	<b>0.00</b>	<b>17,411.00</b>	

	Begin Balance	Transfers	Receipts	Disbursements	Adjustments	End Balance
Ezra Checking:			164.02	3,382.08		
Ezra Investment:						
<b>Ezra Bank Balances:</b>	<b>20,629.06</b>		<b>164.02</b>	<b>3,382.08</b>	<b>0.00</b>	<b>17,411.00</b>

# Current Cash Balance

Sorted by Site ID, Group ID, Activity ID.  
From 08/01/2023 to 08/31/2023.

Site ID	Site Name					
Group ID	Group Name					
Activity ID	Activity Name	Beginning Cash	Receipts	Disbursements	Adjustments	Cash Balance
<b>HarveyO Harvey Oaks Elementary</b>						
<b>A</b>	<b>ACTIVITY GENERAL</b>					
1010	General Admin	33,983.26	280.14	967.87	0.00	33,295.53
1018	School Pay Fees	2.83	12.38	0.00	0.00	15.21
1030	Staff Vending	0.00	0.00	0.00	0.00	0.00
1105	Laptop Insurance	1,020.00	344.00	0.00	0.00	1,364.00
1106	Laptop Loss/Damage	143.00	0.00	0.00	0.00	143.00
1170	Wellness	287.73	0.00	0.00	0.00	287.73
<b>A Totals:</b>		<b>35,436.82</b>	<b>636.52</b>	<b>967.87</b>	<b>0.00</b>	<b>35,105.47</b>
<b>D</b>	<b>CLUBS AND ORGANIZATIONS</b>					
4040	Art	0.00	0.00	0.00	0.00	0.00
4140	Choir	0.00	0.00	0.00	0.00	0.00
4620	Safety Patrol	0.00	0.00	0.00	0.00	0.00
4710	Student Council	494.19	0.00	0.00	0.00	494.19
4728	Unified Club	99.21	0.00	0.00	0.00	99.21
<b>D Totals:</b>		<b>593.40</b>	<b>0.00</b>	<b>0.00</b>	<b>0.00</b>	<b>593.40</b>
<b>E</b>	<b>ADMINISTRATIVE CUSTODIAL</b>					
5040	Fundraising-General	0.00	180.00	0.00	0.00	180.00
5050	HAL	0.00	0.00	0.00	0.00	0.00
5070	Library	552.61	10.00	0.00	0.00	562.61
5110	Other Student Activities	0.00	0.00	0.00	0.00	0.00
5121	KG Field Trips-Curriculum Related	0.00	0.00	0.00	0.00	0.00
5122	1st Grade Field Trips-Curriculum Related	0.00	0.00	0.00	0.00	0.00
5123	2nd Grade Field Trips-Curriculum Related	0.00	0.00	0.00	0.00	0.00
5124	3rd Grade Field Trips-Curriculum Related	0.00	0.00	0.00	0.00	0.00
5125	4th Grade Field Trips-Curriculum Related	0.00	0.00	0.00	0.00	0.00
5126	5th Grade Field Trips-Curriculum Related	0.00	0.00	0.00	0.00	0.00
5142	Preschool	262.00	0.00	0.00	0.00	262.00
5180	Teacher Fund/Grants	0.00	0.00	0.00	0.00	0.00
<b>E Totals:</b>		<b>814.61</b>	<b>190.00</b>	<b>0.00</b>	<b>0.00</b>	<b>1,004.61</b>
<b>Q</b>	<b>STUDENT FEE FUND</b>					
7901	Student Transportation	0.00	0.00	0.00	0.00	0.00
<b>Q Totals:</b>		<b>0.00</b>	<b>0.00</b>	<b>0.00</b>	<b>0.00</b>	<b>0.00</b>
<b>HarveyOaks Activity Totals:</b>		<b>36,844.83</b>	<b>826.52</b>	<b>967.87</b>	<b>0.00</b>	<b>36,703.48</b>

	Begin Balance	Transfers	Receipts	Disbursements	Adjustments	End Balance
HarveyOaks Checking:			826.52	967.87		
HarveyOaks Investment:						
HarveyOaks Bank Balances:	36,844.83		826.52	967.87	0.00	36,703.48

# Current Cash Balance

Sorted by Site ID, Group ID, Activity ID.  
From 08/01/2023 to 08/31/2023.

Site ID	Site Name	From 08/01/2023 to 08/31/2023.					
Group ID	Group Name						
	Activity ID	Activity Name	Beginning Cash	Receipts	Disbursements	Adjustments	Cash Balance
Hitchco	Hitchcock Elementary						
A	ACTIVITY GENERAL						
	1010	General Admin	6,979.97	29.16	1,394.30	0.00	5,614.83
	1018	School Pay Fees	7.14	27.00	4.52	0.00	29.62
	1030	Staff Vending	214.01	0.00	0.00	0.00	214.01
	1063	VIP Committees	18,462.77	0.00	6,525.00	0.00	11,937.77
	1105	Laptop Insurance	75.00	825.00	0.00	0.00	900.00
	1106	Laptop Loss/Damage	250.00	74.00	0.00	0.00	324.00
	A Totals:		25,988.89	955.16	7,923.82	0.00	19,020.23
D	CLUBS AND ORGANIZATIONS						
	4040	Art	632.94	0.00	0.00	0.00	632.94
	4540	Other Clubs	0.00	0.00	0.00	0.00	0.00
	4580	Reading	731.39	0.00	0.00	0.00	731.39
	4710	Student Council	153.90	0.00	0.00	0.00	153.90
	D Totals:		1,518.23	0.00	0.00	0.00	1,518.23
E	ADMINISTRATIVE CUSTODIAL						
	5040	Fundraising-General	0.00	0.00	0.00	0.00	0.00
	5060	Hospitality	0.00	0.00	0.00	0.00	0.00
	5070	Library	3,321.28	114.82	76.95	0.00	3,359.15
	5110	Other Student Activities	0.00	0.00	0.00	0.00	0.00
	5121	KG Field Trips-Curriculum Related	134.38	0.00	210.00	0.00	-75.62
	5122	1st Grade Field Trips-Curriculum Related	-45.68	0.00	0.00	0.00	-45.68
	5123	2nd Grade Field Trips-Curriculum Related	468.96	0.00	0.00	0.00	468.96
	5124	3rd Grade Field Trips-Curriculum Related	64.63	0.00	0.00	0.00	64.63
	5125	4th Grade Field Trips-Curriculum Related	-145.84	0.00	0.00	0.00	-145.84
	5126	5th Grade Field Trips-Curriculum Related	216.19	0.00	216.19	0.00	0.00
	5165	Logo Sales	0.00	0.00	0.00	0.00	0.00
	5179	STEM	1,447.13	1,500.00	890.00	0.00	2,057.13
	E Totals:		5,461.05	1,614.82	1,393.14	0.00	5,682.73
Q	STUDENT FEE FUND						
	7090	ACP (SpEd) Trips	0.00	0.00	0.00	0.00	0.00
	7140	Mini-Classes	0.00	0.00	0.00	0.00	0.00
	7900	Field Trips-Other	0.00	0.00	0.00	0.00	0.00
	7901	Student Transportation	125.00	0.00	125.00	0.00	0.00
	Q Totals:		125.00	0.00	125.00	0.00	0.00
Hitchcock Activity Totals:			33,093.17	2,569.98	9,441.96	0.00	26,221.19
		Begin Balance	Transfers	Receipts	Disbursements	Adjustments	End Balance
Hitchcock Checking:				2,569.98	9,441.96		
Hitchcock Investment:							
Hitchcock Bank Balances:		33,093.17		2,569.98	9,441.96	0.00	26,221.19

# Current Cash Balance

Sorted by Site ID, Group ID, Activity ID.  
From 08/01/2023 to 08/31/2023.

Site ID	Site Name					
Group ID	Group Name					
Activity ID	Activity Name	Beginning Cash	Receipts	Disbursements	Adjustments	Cash Balance
<b>HollingH Holling Heights Elementary</b>						
<b>A</b>	<b>ACTIVITY GENERAL</b>					
1010	General Admin	13,126.24	33.29	1,849.52	0.00	11,310.01
1018	School Pay Fees	24.27	14.01	48.03	0.00	-9.75
1024	Community Club	0.00	0.00	0.00	0.00	0.00
1030	Staff Vending	286.25	0.00	0.00	0.00	286.25
1040	Donations	-1,059.76	350.00	0.00	0.00	-709.76
1049	Food Pantry	132.31	0.00	0.00	0.00	132.31
1105	Laptop Insurance	480.00	345.00	0.00	0.00	825.00
1106	Laptop Loss/Damage	16.03	59.00	0.00	0.00	75.03
<b>A Totals:</b>		<b>13,005.34</b>	<b>801.30</b>	<b>1,897.55</b>	<b>0.00</b>	<b>11,909.09</b>
<b>D</b>	<b>CLUBS AND ORGANIZATIONS</b>					
4710	Student Council	773.31	0.00	0.00	0.00	773.31
4728	Unified Club	0.00	0.00	0.00	0.00	0.00
<b>D Totals:</b>		<b>773.31</b>	<b>0.00</b>	<b>0.00</b>	<b>0.00</b>	<b>773.31</b>
<b>E</b>	<b>ADMINISTRATIVE CUSTODIAL</b>					
5016	Family Events	4,488.37	0.00	0.00	0.00	4,488.37
5040	Fundraising-General	12,699.77	0.00	11,568.67	0.00	1,131.10
5070	Library	6,245.07	0.00	0.00	0.00	6,245.07
5113	SBS Field Trips	0.00	0.00	0.00	0.00	0.00
5121	KG Field Trips-Curriculum Related	0.00	183.55	0.00	0.00	183.55
5122	1st Grade Field Trips-Curriculum Related	0.00	164.32	0.00	0.00	164.32
5123	2nd Grade Field Trips-Curriculum Related	0.00	0.00	0.00	0.00	0.00
5124	3rd Grade Field Trips-Curriculum Related	137.05	0.00	0.00	0.00	137.05
5125	4th Grade Field Trips-Curriculum Related	0.00	0.00	341.86	0.00	-341.86
5126	5th Grade Field Trips-Curriculum Related	0.00	0.00	0.00	0.00	0.00
5140	PayBac	-334.30	0.00	0.00	0.00	-334.30
5180	Teacher Fund/Grants	0.00	0.00	0.00	0.00	0.00
5181	Grants	653.91	0.00	0.00	0.00	653.91
5182	Behavior Skills Grant	500.00	0.00	0.00	0.00	500.00
<b>E Totals:</b>		<b>24,389.87</b>	<b>347.87</b>	<b>11,910.53</b>	<b>0.00</b>	<b>12,827.21</b>
<b>Q</b>	<b>STUDENT FEE FUND</b>					
7900	Field Trips-Other	0.00	0.00	0.00	0.00	0.00
7901	Student Transportation	650.00	-300.00	650.00	0.00	-300.00
<b>Q Totals:</b>		<b>650.00</b>	<b>-300.00</b>	<b>650.00</b>	<b>0.00</b>	<b>-300.00</b>
<b>HollingHts Activity Totals:</b>		<b>38,818.52</b>	<b>849.17</b>	<b>14,458.08</b>	<b>0.00</b>	<b>25,209.61</b>
		Begin Balance	Transfers	Receipts	Disbursements	Adjustments
HollingHts Checking:				849.17	14,458.08	
HollingHts Investment:						
HollingHts Bank Balances:		38,818.52		849.17	14,458.08	0.00
						25,209.61



# Current Cash Balance

Sorted by Site ID, Group ID, Activity ID.  
From 08/01/2023 to 08/31/2023.

Site ID	Site Name					
Group ID	Group Name					
Activity ID	Activity Name	Beginning Cash	Receipts	Disbursements	Adjustments	Cash Balance
<b>Montclair Elementary</b>						
<b>A</b>	<b>ACTIVITY GENERAL</b>					
1010	General Admin	11,175.03	917.43	2,021.43	0.00	10,071.03
1018	School Pay Fees	8.18	24.84	4.52	0.00	28.50
1030	Staff Vending	554.45	78.40	0.00	0.00	632.85
1105	Laptop Insurance	2,495.00	690.00	0.00	0.00	3,185.00
1106	Laptop Loss/Damage	134.00	0.00	0.00	0.00	134.00
<b>A Totals:</b>		<b>14,366.66</b>	<b>1,710.67</b>	<b>2,025.95</b>	<b>0.00</b>	<b>14,051.38</b>
<b>D</b>	<b>CLUBS AND ORGANIZATIONS</b>					
4040	Art	410.43	0.00	70.02	0.00	340.41
4500	Music Club	660.19	0.00	0.00	0.00	660.19
4570	Play Production	3,019.39	0.00	0.00	0.00	3,019.39
4580	Reading	5,184.95	0.00	0.00	0.00	5,184.95
4610	SAFE/DARE/Drug Free	1.84	0.00	0.00	0.00	1.84
4645	Show Choir	509.66	0.00	0.00	0.00	509.66
4710	Student Council	1,210.87	0.00	63.09	0.00	1,147.78
<b>D Totals:</b>		<b>10,997.33</b>	<b>0.00</b>	<b>133.11</b>	<b>0.00</b>	<b>10,864.22</b>
<b>E</b>	<b>ADMINISTRATIVE CUSTODIAL</b>					
5012	Creative Cafe	233.83	0.00	0.00	0.00	233.83
5040	Fundraising-General	128.75	0.00	67.79	0.00	60.96
5060	Hospitality	4.82	0.00	0.00	0.00	4.82
5070	Library	11,525.47	0.00	173.91	0.00	11,351.56
5110	Other Student Activities	101.00	0.00	0.00	0.00	101.00
5116	Montessori KG	61.50	0.00	0.00	0.00	61.50
5117	Montessori 1-3	365.62	539.97	0.00	0.00	905.59
5118	Montessori 4-5	210.86	125.00	0.00	0.00	335.86
5120	P.E.	401.39	0.00	0.00	0.00	401.39
5121	KG Field Trips-Curriculum Related	21.41	0.00	0.00	0.00	21.41
5122	1st Grade Field Trips-Curriculum Related	-25.11	0.00	0.00	0.00	-25.11
5123	2nd Grade Field Trips-Curriculum Related	36.00	0.00	0.00	0.00	36.00
5124	3rd Grade Field Trips-Curriculum Related	30.40	0.00	0.00	0.00	30.40
5125	4th Grade Field Trips-Curriculum Related	-239.29	0.00	0.00	0.00	-239.29
5126	5th Grade Field Trips-Curriculum Related	39.76	0.00	0.00	0.00	39.76
<b>E Totals:</b>		<b>12,896.41</b>	<b>664.97</b>	<b>241.70</b>	<b>0.00</b>	<b>13,319.68</b>

## Current Cash Balance

Sorted by Site ID, Group ID, Activity ID.  
From 08/01/2023 to 08/31/2023.

Site ID Group ID	Site Name Group Name						
	Activity ID	Activity Name	Beginning Cash	Receipts	Disbursements	Adjustments	Cash Balance
Q	STUDENT FEE FUND						
	7020	2nd Grade Field Trips	0.00	0.00	0.00	0.00	0.00
	7030	3rd Grade Field Trips	0.00	0.00	0.00	0.00	0.00
	7040	4th Grade Field Trips	0.00	0.00	0.00	0.00	0.00
	7050	5th Grade Field Trips	0.00	0.00	0.00	0.00	0.00
	7110	Montessori PreK	191.83	0.00	0.00	0.00	191.83
	7140	Mini-Classes	729.24	0.00	0.00	0.00	729.24
	7900	Field Trips-Other	0.00	0.00	0.00	0.00	0.00
	7901	Student Transportation	125.00	0.00	125.00	0.00	0.00
Q Totals:			1,046.07	0.00	125.00	0.00	921.07
Montclair Activity Totals:			39,306.47	2,375.64	2,525.76	0.00	39,156.35

	Begin Balance	Transfers	Receipts	Disbursements	Adjustments	End Balance
Montclair Checking:			2,375.64	2,525.76		
Montclair Investment:						
Montclair Bank Balances:	39,306.47		2,375.64	2,525.76	0.00	39,156.35



# Current Cash Balance

Sorted by Site ID, Group ID, Activity ID.  
From 08/01/2023 to 08/31/2023.

Site ID	Site Name						
Group ID	Group Name						
Activity ID	Activity Name	Beginning Cash	Receipts	Disbursements	Adjustments	Cash Balance	
<b>Morton</b>	<b>Morton Elementary</b>						
<b>A</b>	<b>ACTIVITY GENERAL</b>						
1010	General Admin	407.05	20.76	0.00	0.00	427.81	
1018	School Pay Fees	67.38	20.68	69.54	0.00	18.52	
1019	Due to Other Schools	0.00	-100.00	0.00	0.00	-100.00	
1030	Staff Vending	0.00	0.00	0.00	0.00	0.00	
1105	Laptop Insurance	1,260.00	675.00	0.00	0.00	1,935.00	
1106	Laptop Loss/Damage	63.00	0.00	0.00	0.00	63.00	
<b>A Totals:</b>		<b>1,797.43</b>	<b>616.44</b>	<b>69.54</b>	<b>0.00</b>	<b>2,344.33</b>	
<b>D</b>	<b>CLUBS AND ORGANIZATIONS</b>						
4230	Environmental Club	927.16	0.00	0.00	0.00	927.16	
4580	Reading	82.96	0.00	0.00	0.00	82.96	
4610	SAFE/DARE/Drug Free	0.00	0.00	0.00	0.00	0.00	
4620	Safety Patrol	0.00	0.00	0.00	0.00	0.00	
4710	Student Council	412.37	0.00	0.00	0.00	412.37	
4726	Unified Sports	500.00	0.00	0.00	0.00	500.00	
<b>D Totals:</b>		<b>1,922.49</b>	<b>0.00</b>	<b>0.00</b>	<b>0.00</b>	<b>1,922.49</b>	
<b>E</b>	<b>ADMINISTRATIVE CUSTODIAL</b>						
5015	Circle of Friends	37.59	0.00	0.00	0.00	37.59	
5040	Fundraising-General	-999.84	0.00	0.00	0.00	-999.84	
5060	Hospitality	72.87	0.00	80.44	0.00	-7.57	
5070	Library	15,470.13	0.00	0.00	0.00	15,470.13	
5110	Other Student Activities	0.00	0.00	0.00	0.00	0.00	
5121	KG Field Trips-Curriculum Related	-28.48	0.00	0.00	0.00	-28.48	
5122	1st Grade Field Trips-Curriculum Related	161.40	0.00	0.00	0.00	161.40	
5123	2nd Grade Field Trips-Curriculum Related	286.77	0.00	160.92	0.00	125.85	
5124	3rd Grade Field Trips-Curriculum Related	-248.80	0.00	0.00	0.00	-248.80	
5125	4th Grade Field Trips-Curriculum Related	-780.57	0.00	0.00	0.00	-780.57	
5126	5th Grade Field Trips-Curriculum Related	201.11	0.00	513.00	0.00	-311.89	
5140	PayBac	1,926.92	0.00	550.38	0.00	1,376.54	
<b>E Totals:</b>		<b>16,099.10</b>	<b>0.00</b>	<b>1,304.74</b>	<b>0.00</b>	<b>14,794.36</b>	
<b>Q</b>	<b>STUDENT FEE FUND</b>						
7900	Field Trips-Other	0.00	0.00	0.00	0.00	0.00	
7901	Student Transportation	1,812.50	0.00	0.00	0.00	1,812.50	
<b>Q Totals:</b>		<b>1,812.50</b>	<b>0.00</b>	<b>0.00</b>	<b>0.00</b>	<b>1,812.50</b>	
<b>Morton Activity Totals:</b>		<b>21,631.52</b>	<b>616.44</b>	<b>1,374.28</b>	<b>0.00</b>	<b>20,873.68</b>	
		Begin Balance	Transfers	Receipts	Disbursements	Adjustments	End Balance
Morton Checking:				616.44	1,374.28		
Morton Investment:							
Morton Bank Balances:		21,631.52		616.44	1,374.28	0.00	20,873.68

## Current Cash Balance

Sorted by Site ID, Group ID, Activity ID.

From 08/01/2023 to 08/31/2023.

Site ID	Site Name						
Group ID	Group Name						
Activity ID	Activity Name	Beginning Cash	Receipts	Disbursements	Adjustments	Cash Balance	
<b>Neihardt Neihardt Elementary School</b>							
<b>A</b>	<b>ACTIVITY GENERAL</b>						
1010	General Admin	17,624.22	34.74	993.39	-1,930.45	14,735.12	
1018	School Pay Fees	15.58	22.68	28.44	0.00	9.82	
1030	Staff Vending	25.41	0.00	0.00	0.00	25.41	
1105	Laptop Insurance	120.00	795.00	0.00	0.00	915.00	
1106	Laptop Loss/Damage	0.00	0.00	0.00	0.00	0.00	
<b>A Totals:</b>		<b>17,785.21</b>	<b>852.42</b>	<b>1,021.83</b>	<b>-1,930.45</b>	<b>15,685.35</b>	
<b>D</b>	<b>CLUBS AND ORGANIZATIONS</b>						
4140	Choir	478.20	0.00	0.00	0.00	478.20	
4620	Safety Patrol	0.00	0.00	0.00	0.00	0.00	
4710	Student Council	269.20	0.00	0.00	0.00	269.20	
4770	Yearbook	4,036.32	0.00	0.00	0.00	4,036.32	
<b>D Totals:</b>		<b>4,783.72</b>	<b>0.00</b>	<b>0.00</b>	<b>0.00</b>	<b>4,783.72</b>	
<b>E</b>	<b>ADMINISTRATIVE CUSTODIAL</b>						
5015	Circle of Friends	0.00	0.00	0.00	0.00	0.00	
5035	Fuel Up to Play 60	171.56	0.00	0.00	0.00	171.56	
5040	Fundraising-General	5,572.92	0.00	1,348.83	0.00	4,224.09	
5070	Library	5,802.53	0.00	0.00	0.00	5,802.53	
5110	Other Student Activities	0.00	0.00	0.00	0.00	0.00	
5121	KG Field Trips-Curriculum Related	-649.89	0.00	0.00	649.89	0.00	
5122	1st Grade Field Trips-Curriculum Related	-608.39	0.00	0.00	608.39	0.00	
5123	2nd Grade Field Trips-Curriculum Related	13.53	0.00	0.00	0.00	13.53	
5124	3rd Grade Field Trips-Curriculum Related	287.37	0.00	286.00	0.00	1.37	
5125	4th Grade Field Trips-Curriculum Related	-672.17	0.00	0.00	672.17	0.00	
5126	5th Grade Field Trips-Curriculum Related	148.84	0.00	0.00	0.00	148.84	
5140	PayBac	4,425.12	191.37	0.00	0.00	4,616.49	
<b>E Totals:</b>		<b>14,491.42</b>	<b>191.37</b>	<b>1,634.83</b>	<b>1,930.45</b>	<b>14,978.41</b>	
<b>Q</b>	<b>STUDENT FEE FUND</b>						
7900	Field Trips-Other	0.00	0.00	0.00	0.00	0.00	
7901	Student Transportation	325.00	-100.00	325.00	0.00	-100.00	
<b>Q Totals:</b>		<b>325.00</b>	<b>-100.00</b>	<b>325.00</b>	<b>0.00</b>	<b>-100.00</b>	
<b>Neihardt Activity Totals:</b>		<b>37,385.35</b>	<b>943.79</b>	<b>2,981.66</b>	<b>0.00</b>	<b>35,347.48</b>	

	Begin Balance	Transfers	Receipts	Disbursements	Adjustments	End Balance
Neihardt Checking:			943.79	2,981.66		
Neihardt Investment:						
Neihardt Bank Balances:	37,385.35		943.79	2,981.66	0.00	35,347.48

# Current Cash Balance

Sorted by Site ID, Group ID, Activity ID.  
From 08/01/2023 to 08/31/2023.

Site ID	Site Name					
Group ID	Group Name					
Activity ID	Activity Name	Beginning Cash	Receipts	Disbursements	Adjustments	Cash Balance
Norris	Norris Elementary School					
A	ACTIVITY GENERAL					
1010	General Admin	6,888.83	412.01	0.00	0.00	7,300.84
1018	School Pay Fees	10.62	20.97	13.23	0.00	18.36
1030	Staff Vending	0.00	0.00	0.00	0.00	0.00
1043	Playground	36,406.86	0.00	0.00	0.00	36,406.86
1045	Gym Teachers Activity Account	615.92	0.00	147.00	0.00	468.92
1050	Projects/Support	0.00	0.00	0.00	0.00	0.00
1055	After School Tutoring Programs	0.00	0.00	0.00	0.00	0.00
1105	Laptop Insurance	180.00	525.00	0.00	0.00	705.00
1106	Laptop Loss/Damage	0.00	0.00	0.00	0.00	0.00
A Totals:		44,102.23	957.98	160.23	0.00	44,899.98
D	CLUBS AND ORGANIZATIONS					
4010	40 Assets	105.39	0.00	28.50	0.00	76.89
4040	Art	0.00	0.00	0.00	0.00	0.00
4500	Music Club	312.56	0.00	0.00	0.00	312.56
4580	Reading	96.19	0.00	0.00	0.00	96.19
4620	Safety Patrol	18.31	0.00	0.00	0.00	18.31
4710	Student Council	997.65	0.00	38.00	0.00	959.65
4770	Yearbook	1,120.00	200.00	0.00	0.00	1,320.00
D Totals:		2,650.10	200.00	66.50	0.00	2,783.60
E	ADMINISTRATIVE CUSTODIAL					
5060	Hospitality	2,095.33	290.00	0.00	0.00	2,385.33
5080	Media	1,971.38	118.45	0.00	0.00	2,089.83
5090	Montessori	499.10	0.00	0.00	0.00	499.10
5116	Montessori KG	0.00	0.00	0.00	0.00	0.00
5117	Montessori 1-3	0.00	0.00	0.00	0.00	0.00
5118	Montessori 4-5	0.00	0.00	0.00	0.00	0.00
5121	KG Field Trips-Curriculum Related	0.00	0.00	0.00	0.00	0.00
5122	1st Grade Field Trips-Curriculum Related	0.00	0.00	0.00	0.00	0.00
5123	2nd Grade Field Trips-Curriculum Related	0.00	0.00	0.00	0.00	0.00
5124	3rd Grade Field Trips-Curriculum Related	0.00	0.00	0.00	0.00	0.00
5125	4th Grade Field Trips-Curriculum Related	0.00	0.00	0.00	0.00	0.00
5126	5th Grade Field Trips-Curriculum Related	0.00	0.00	0.00	0.00	0.00
5141	Field Trips-paybac	1,208.79	341.86	0.00	0.00	1,550.65
5180	Teacher Fund/Grants	0.00	0.00	0.00	0.00	0.00
E Totals:		5,774.60	750.31	0.00	0.00	6,524.91



## Current Cash Balance

Sorted by Site ID, Group ID, Activity ID.

From 08/01/2023 to 08/31/2023.

Site ID	Site Name						
Group ID	Group Name						
Activity ID	Activity Name	Beginning Cash	Receipts	Disbursements	Adjustments	Cash Balance	
Q	STUDENT FEE FUND						
7000	KG Field Trips	0.00	0.00	0.00	0.00	0.00	
7010	1st Grade Field Trips	0.00	0.00	0.00	0.00	0.00	
7020	2nd Grade Field Trips	0.00	0.00	0.00	0.00	0.00	
7090	ACP (SpEd) Trips	0.00	0.00	0.00	0.00	0.00	
7110	Montessori PreK	590.04	0.00	0.00	0.00	590.04	
7120	Montessori 1-3	0.00	0.00	0.00	0.00	0.00	
7130	Montessori 4th & 5th	0.00	0.00	0.00	0.00	0.00	
7150	Jumpstart	0.00	0.00	0.00	0.00	0.00	
7900	Field Trips-Other	0.00	0.00	0.00	0.00	0.00	
7901	Student Transportation	0.00	0.00	0.00	0.00	0.00	
Q Totals:		590.04	0.00	0.00	0.00	590.04	
Norris Activity Totals:		53,116.97	1,908.29	226.73	0.00	54,798.53	

	Begin Balance	Transfers	Receipts	Disbursements	Adjustments	End Balance
Norris Checking:			1,908.29	226.73		
Norris Investment:						
Norris Bank Balances:	53,116.97		1,908.29	226.73	0.00	54,798.53

# Current Cash Balance

Sorted by Site ID, Group ID, Activity ID,  
From 08/01/2023 to 08/31/2023.

Site ID	Site Name						
Group ID	Group Name						
Activity ID	Activity Name	Beginning Cash	Receipts	Disbursements	Adjustments	Cash Balance	
<b>Reagan Reagan Elementary</b>							
<b>A</b>	<b>ACTIVITY GENERAL</b>						
1010	General Admin	17,005.71	161.17	1,423.05	0.00	15,743.83	
1018	School Pay Fees	102.94	44.82	288.57	0.00	-140.81	
1020	Volunteers-General	31,382.92	1,492.11	2,808.30	0.00	30,066.73	
1022	Volunteers - Hospitality	0.00	0.00	0.00	0.00	0.00	
1030	Staff Vending	643.48	0.00	0.00	0.00	643.48	
1045	Gym Teachers Activity Account	191.99	0.00	0.00	0.00	191.99	
1105	Laptop Insurance	240.00	1,650.00	0.00	0.00	1,890.00	
1106	Laptop Loss/Damage	126.00	59.00	0.00	0.00	185.00	
<b>A Totals:</b>		<b>49,693.04</b>	<b>3,407.10</b>	<b>4,519.92</b>	<b>0.00</b>	<b>48,580.22</b>	
<b>D</b>	<b>CLUBS AND ORGANIZATIONS</b>						
4540	Other Clubs	1,549.67	0.00	0.00	0.00	1,549.67	
4710	Student Council	1,861.64	0.00	0.00	0.00	1,861.64	
<b>D Totals:</b>		<b>3,411.31</b>	<b>0.00</b>	<b>0.00</b>	<b>0.00</b>	<b>3,411.31</b>	
<b>E</b>	<b>ADMINISTRATIVE CUSTODIAL</b>						
5040	Fundraising-General	0.00	0.00	0.00	0.00	0.00	
5060	Hospitality	0.00	0.00	0.00	0.00	0.00	
5070	Library	3,963.69	0.00	0.00	0.00	3,963.69	
5110	Other Student Activities	0.00	0.00	0.00	0.00	0.00	
5115	Field Trips-Curriculum Related	0.00	0.00	0.00	0.00	0.00	
5121	KG Field Trips-Curriculum Related	0.00	0.00	0.00	0.00	0.00	
5122	1st Grade Field Trips-Curriculum Related	0.00	0.00	0.00	0.00	0.00	
5123	2nd Grade Field Trips-Curriculum Related	0.00	0.00	0.00	0.00	0.00	
5124	3rd Grade Field Trips-Curriculum Related	0.00	0.00	0.00	0.00	0.00	
5125	4th Grade Field Trips-Curriculum Related	0.00	0.00	0.00	0.00	0.00	
5126	5th Grade Field Trips-Curriculum Related	0.00	0.00	0.00	0.00	0.00	
5140	PayBac	0.00	0.00	0.00	0.00	0.00	
5142	Preschool	98.94	0.00	0.00	0.00	98.94	
<b>E Totals:</b>		<b>4,062.63</b>	<b>0.00</b>	<b>0.00</b>	<b>0.00</b>	<b>4,062.63</b>	
<b>Q</b>	<b>STUDENT FEE FUND</b>						
7900	Field Trips-Other	0.00	0.00	0.00	0.00	0.00	
7901	Student Transportation	2,637.50	-400.00	5,075.00	0.00	-2,837.50	
<b>Q Totals:</b>		<b>2,637.50</b>	<b>-400.00</b>	<b>5,075.00</b>	<b>0.00</b>	<b>-2,837.50</b>	
<b>Reagan Activity Totals:</b>		<b>59,804.48</b>	<b>3,007.10</b>	<b>9,594.92</b>	<b>0.00</b>	<b>53,216.66</b>	
		Begin Balance	Transfers	Receipts	Disbursements	Adjustments	End Balance
Reagan Checking:				3,007.10	9,594.92		
Reagan Investment:							
Reagan Bank Balances:		59,804.48		3,007.10	9,594.92	0.00	53,216.66

# Current Cash Balance

Sorted by Site ID, Group ID, Activity ID.  
From 08/01/2023 to 08/31/2023.

Site ID	Site Name					
Group ID	Group Name					
Activity ID	Activity Name	Beginning Cash	Receipts	Disbursements	Adjustments	Cash Balance
Reeder	Reeder Elementary					
A	ACTIVITY GENERAL					
1010	General Admin	27,411.13	42.62	936.50	0.00	26,517.25
1018	School Pay Fees	152.89	32.37	302.75	0.00	-117.49
1030	Staff Vending	634.50	11.12	0.00	0.00	645.62
1105	Laptop Insurance	180.00	840.00	0.00	0.00	1,020.00
1106	Laptop Loss/Damage	14.00	59.00	0.00	0.00	73.00
A Totals:		28,392.52	985.11	1,239.25	0.00	28,138.38
D	CLUBS AND ORGANIZATIONS					
4500	Music Club	1,417.35	0.00	0.00	0.00	1,417.35
4580	Reading	0.00	0.00	0.00	0.00	0.00
4710	Student Council	318.38	0.00	0.00	0.00	318.38
D Totals:		1,735.73	0.00	0.00	0.00	1,735.73
E	ADMINISTRATIVE CUSTODIAL					
5040	Fundraising-General	56.91	0.00	0.00	0.00	56.91
5060	Hospitality	0.00	0.00	0.00	0.00	0.00
5070	Library	9,253.56	0.00	0.00	0.00	9,253.56
5110	Other Student Activities	0.00	0.00	0.00	0.00	0.00
5120	P.E.	1,258.89	0.00	0.00	0.00	1,258.89
5121	KG Field Trips-Curriculum Related	37.00	0.00	0.00	0.00	37.00
5122	1st Grade Field Trips-Curriculum Related	103.52	0.00	0.00	0.00	103.52
5123	2nd Grade Field Trips-Curriculum Related	35.89	0.00	0.00	0.00	35.89
5124	3rd Grade Field Trips-Curriculum Related	63.01	0.00	0.00	0.00	63.01
5125	4th Grade Field Trips-Curriculum Related	-135.18	0.00	0.00	0.00	-135.18
5126	5th Grade Field Trips-Curriculum Related	-68.59	0.00	0.00	0.00	-68.59
5140	PayBac	1,423.93	0.00	0.00	0.00	1,423.93
5180	Teacher Fund/Grants	0.00	0.00	0.00	0.00	0.00
E Totals:		12,028.94	0.00	0.00	0.00	12,028.94
Q	STUDENT FEE FUND					
7090	ACP (SpEd) Trips	0.00	0.00	0.00	0.00	0.00
7900	Field Trips-Other	0.00	0.00	0.00	0.00	0.00
7901	Student Transportation	4,100.00	0.00	4,100.00	0.00	0.00
Q Totals:		4,100.00	0.00	4,100.00	0.00	0.00
Reeder Activity Totals:		46,257.19	985.11	5,339.25	0.00	41,903.05

	Begin Balance	Transfers	Receipts	Disbursements	Adjustments	End Balance
Reeder Checking:			985.11	5,339.25		
Reeder Investment:						
Reeder Bank Balances:	46,257.19		985.11	5,339.25	0.00	41,903.05



# Current Cash Balance

Sorted by Site ID, Group ID, Activity ID.  
From 08/01/2023 to 08/31/2023.

Site ID	Site Name					
Group ID	Group Name					
Activity ID	Activity Name	Beginning Cash	Receipts	Disbursements	Adjustments	Cash Balance
<b>Rockwell Elementary</b>						
<b>A</b>	<b>ACTIVITY GENERAL</b>					
1010	General Admin	8,468.11	33.93	736.53	0.00	7,765.51
1018	School Pay Fees	11.25	4.32	11.41	0.00	4.16
1030	Staff Vending	468.27	0.00	0.00	0.00	468.27
1040	Donations	4,864.56	72.75	1,221.63	0.00	3,715.68
1048	Parent Involvement Activities	895.80	0.00	0.00	0.00	895.80
1105	Laptop Insurance	60.00	135.00	60.00	0.00	135.00
1106	Laptop Loss/Damage	0.00	0.00	0.00	0.00	0.00
<b>A Totals:</b>		<b>14,767.99</b>	<b>246.00</b>	<b>2,029.57</b>	<b>0.00</b>	<b>12,984.42</b>
<b>D</b>	<b>CLUBS AND ORGANIZATIONS</b>					
4230	Environmental Club	0.00	0.00	0.00	0.00	0.00
4540	Other Clubs	-29.82	0.00	0.00	0.00	-29.82
4610	SAFE/DARE/Drug Free	0.00	0.00	0.00	0.00	0.00
4710	Student Council	2,479.08	0.00	0.00	0.00	2,479.08
4728	Unified Club	1,815.76	0.00	0.00	0.00	1,815.76
4770	Yearbook	528.00	0.00	0.00	0.00	528.00
<b>D Totals:</b>		<b>4,793.02</b>	<b>0.00</b>	<b>0.00</b>	<b>0.00</b>	<b>4,793.02</b>
<b>E</b>	<b>ADMINISTRATIVE CUSTODIAL</b>					
5040	Fundraising-General	2,400.97	0.00	0.00	0.00	2,400.97
5070	Library	7,453.91	0.00	0.00	0.00	7,453.91
5110	Other Student Activities	846.39	0.00	0.00	0.00	846.39
5121	KG Field Trips-Curriculum Related	536.86	0.00	0.00	0.00	536.86
5122	1st Grade Field Trips-Curriculum Related	24.00	0.00	0.00	0.00	24.00
5123	2nd Grade Field Trips-Curriculum Related	133.75	0.00	0.00	0.00	133.75
5124	3rd Grade Field Trips-Curriculum Related	1.00	0.00	0.00	0.00	1.00
5125	4th Grade Field Trips-Curriculum Related	48.50	0.00	0.00	0.00	48.50
5126	5th Grade Field Trips-Curriculum Related	0.00	0.00	0.00	0.00	0.00
5140	PayBac	4,716.55	187.39	85.37	0.00	4,818.57
<b>E Totals:</b>		<b>16,161.93</b>	<b>187.39</b>	<b>85.37</b>	<b>0.00</b>	<b>16,263.95</b>
<b>Q</b>	<b>STUDENT FEE FUND</b>					
7020	2nd Grade Field Trips	36.50	0.00	0.00	0.00	36.50
7030	3rd Grade Field Trips	3.00	0.00	0.00	0.00	3.00
7040	4th Grade Field Trips	6.50	0.00	0.00	0.00	6.50
7050	5th Grade Field Trips	95.55	0.00	0.00	0.00	95.55
7900	Field Trips-Other	176.22	0.00	0.00	0.00	176.22
7901	Student Transportation	0.00	0.00	0.00	0.00	0.00
<b>Q Totals:</b>		<b>317.77</b>	<b>0.00</b>	<b>0.00</b>	<b>0.00</b>	<b>317.77</b>

## Current Cash Balance

Sorted by Site ID, Group ID, Activity ID.  
From 08/01/2023 to 08/31/2023.

Site ID	Site Name						
Group ID	Group Name						
Activity ID	Activity Name	Beginning Cash	Receipts	Disbursements	Adjustments	Cash Balance	
Rockwell Activity Totals:		36,040.71	433.39	2,114.94	0.00	34,359.16	
		Begin Balance	Transfers	Receipts	Disbursements	Adjustments	End Balance
Rockwell Checking:				433.39	2,114.94		
Rockwell Investment:							
Rockwell Bank Balances:		36,040.71		433.39	2,114.94	0.00	34,359.16



# Current Cash Balance

Sorted by Site ID, Group ID, Activity ID.

From 08/01/2023 to 08/31/2023.

Site ID	Site Name						
Group ID	Group Name						
Activity ID	Activity Name	Beginning Cash	Receipts	Disbursements	Adjustments	Cash Balance	
Rohwer	Rohwer Elementary						
A	ACTIVITY GENERAL						
1010	General Admin	11,813.40	0.00	779.80	0.00	11,033.60	
1018	School Pay Fees	31.59	0.00	0.00	0.00	31.59	
1030	Staff Vending	363.66	0.00	0.00	0.00	363.66	
1040	Donations	16.75	0.00	0.00	0.00	16.75	
1105	Laptop Insurance	390.00	0.00	0.00	0.00	390.00	
1106	Laptop Loss/Damage	0.00	0.00	0.00	0.00	0.00	
A Totals:		12,615.40	0.00	779.80	0.00	11,835.60	
D	CLUBS AND ORGANIZATIONS						
4070	Birthday Book	7,497.98	0.00	0.00	0.00	7,497.98	
4140	Choir	0.00	0.00	0.00	0.00	0.00	
4620	Safety Patrol	25.00	0.00	0.00	0.00	25.00	
4710	Student Council	118.84	0.00	0.00	0.00	118.84	
D Totals:		7,641.82	0.00	0.00	0.00	7,641.82	
E	ADMINISTRATIVE CUSTODIAL						
5040	Fundraising-General	1,896.51	0.00	0.00	0.00	1,896.51	
5060	Hospitality	2,382.60	0.00	0.00	0.00	2,382.60	
5080	Media	7,652.27	0.00	179.17	0.00	7,473.10	
5100	Other Adm Custodial	5,648.54	0.00	0.00	0.00	5,648.54	
5110	Other Student Activities	2,322.69	0.00	0.00	0.00	2,322.69	
5121	KG Field Trips-Curriculum Related	-237.48	0.00	0.00	0.00	-237.48	
5122	1st Grade Field Trips-Curriculum Related	124.38	0.00	0.00	0.00	124.38	
5123	2nd Grade Field Trips-Curriculum Related	74.97	0.00	0.00	0.00	74.97	
5124	3rd Grade Field Trips-Curriculum Related	32.57	0.00	0.00	0.00	32.57	
5125	4th Grade Field Trips-Curriculum Related	384.23	0.00	0.00	0.00	384.23	
5126	5th Grade Field Trips-Curriculum Related	453.47	0.00	0.00	0.00	453.47	
5140	PayBac	8,404.56	0.00	120.00	0.00	8,284.56	
5180	Teacher Fund/Grants	1,404.82	0.00	0.00	0.00	1,404.82	
E Totals:		30,544.13	0.00	299.17	0.00	30,244.96	
Q	STUDENT FEE FUND						
7900	Field Trips-Other	0.00	0.00	0.00	0.00	0.00	
7901	Student Transportation	487.50	0.00	0.00	0.00	487.50	
Q Totals:		487.50	0.00	0.00	0.00	487.50	
Rohwer Activity Totals:		51,288.85	0.00	1,078.97	0.00	50,209.88	

	Begin Balance	Transfers	Receipts	Disbursements	Adjustments	End Balance
Rohwer Checking:			0.00	1,078.97		
Rohwer Investment:						
Rohwer Bank Balances:	51,288.85		0.00	1,078.97	0.00	50,209.88

# Current Cash Balance

Sorted by Site ID, Group ID, Activity ID.

From 08/01/2023 to 08/31/2023.

Site ID	Site Name						
Group ID	Group Name						
Activity ID	Activity Name	Beginning Cash	Receipts	Disbursements	Adjustments	Cash Balance	
<b>Sandoz</b>	<b>Sandoz Elementary</b>						
<b>A</b>	<b>ACTIVITY GENERAL</b>						
1010	General Admin	29,883.84	376.66	6,789.00	0.00	23,471.50	
1018	School Pay Fees	24.67	10.45	0.00	0.00	35.12	
1030	Staff Vending	611.00	0.00	0.00	0.00	611.00	
1105	Laptop Insurance	60.00	180.00	0.00	0.00	240.00	
1106	Laptop Loss/Damage	0.00	0.00	0.00	0.00	0.00	
<b>A Totals:</b>		<b>30,579.51</b>	<b>567.11</b>	<b>6,789.00</b>	<b>0.00</b>	<b>24,357.62</b>	
<b>D</b>	<b>CLUBS AND ORGANIZATIONS</b>						
4040	Art	0.00	0.00	0.00	0.00	0.00	
4710	Student Council	0.97	0.00	0.00	0.00	0.97	
<b>D Totals:</b>		<b>0.97</b>	<b>0.00</b>	<b>0.00</b>	<b>0.00</b>	<b>0.97</b>	
<b>E</b>	<b>ADMINISTRATIVE CUSTODIAL</b>						
5040	Fundraising-General	0.00	0.00	0.00	0.00	0.00	
5070	Library	1,532.76	15.00	0.00	0.00	1,547.76	
5110	Other Student Activities	-1,478.88	0.00	0.00	0.00	-1,478.88	
5115	Field Trips-Curriculum Related	-1,652.79	0.00	0.00	0.00	-1,652.79	
5121	KG Field Trips-Curriculum Related	0.00	0.00	0.00	0.00	0.00	
5122	1st Grade Field Trips-Curriculum Related	0.00	0.00	0.00	0.00	0.00	
5123	2nd Grade Field Trips-Curriculum Related	0.00	0.00	0.00	0.00	0.00	
5124	3rd Grade Field Trips-Curriculum Related	0.00	0.00	0.00	0.00	0.00	
5125	4th Grade Field Trips-Curriculum Related	0.00	0.00	0.00	0.00	0.00	
5126	5th Grade Field Trips-Curriculum Related	0.00	0.00	0.00	0.00	0.00	
<b>E Totals:</b>		<b>-1,598.91</b>	<b>15.00</b>	<b>0.00</b>	<b>0.00</b>	<b>-1,583.91</b>	
<b>Q</b>	<b>STUDENT FEE FUND</b>						
7000	KG Field Trips	0.00	0.00	0.00	0.00	0.00	
7010	1st Grade Field Trips	0.00	0.00	0.00	0.00	0.00	
7020	2nd Grade Field Trips	0.00	0.00	0.00	0.00	0.00	
7030	3rd Grade Field Trips	0.00	0.00	0.00	0.00	0.00	
7040	4th Grade Field Trips	0.00	0.00	0.00	0.00	0.00	
7050	5th Grade Field Trips	0.00	0.00	0.00	0.00	0.00	
7090	ACP (SpEd) Trips	0.00	0.00	0.00	0.00	0.00	
7900	Field Trips-Other	0.00	0.00	0.00	0.00	0.00	
7901	Student Transportation	0.00	0.00	0.00	0.00	0.00	
<b>Q Totals:</b>		<b>0.00</b>	<b>0.00</b>	<b>0.00</b>	<b>0.00</b>	<b>0.00</b>	
<b>Sandoz Activity Totals:</b>		<b>28,981.57</b>	<b>582.11</b>	<b>6,789.00</b>	<b>0.00</b>	<b>22,774.68</b>	
		Begin Balance	Transfers	Receipts	Disbursements	Adjustments	End Balance
Sandoz Checking:				582.11	6,789.00		
Sandoz Investment:							
Sandoz Bank Balances:		28,981.57		582.11	6,789.00	0.00	22,774.68

# Current Cash Balance

Sorted by Site ID, Group ID, Activity ID.  
From 08/01/2023 to 08/31/2023.

Site ID	Site Name					
Group ID	Group Name					
Activity ID	Activity Name	Beginning Cash	Receipts	Disbursements	Adjustments	Cash Balance
Upchurch	Upchurch Elementary					
A	ACTIVITY GENERAL					
1010	General Admin	26,758.06	234.32	0.00	0.00	26,992.38
1018	School Pay Fees	50.86	-25.22	42.52	0.00	-16.88
1030	Staff Vending	450.34	0.00	0.00	0.00	450.34
1040	Donations	0.00	250.00	0.00	0.00	250.00
1047	Box Tops Program	2,953.22	0.00	0.00	0.00	2,953.22
1061	PTA Building Projects	0.00	0.00	0.00	0.00	0.00
1062	Educational Development Funds	499.00	0.00	0.00	0.00	499.00
1105	Laptop Insurance	165.00	795.00	0.00	0.00	960.00
1106	Laptop Loss/Damage	0.00	0.00	0.00	0.00	0.00
A Totals:		30,876.48	1,254.10	42.52	0.00	32,088.06
D	CLUBS AND ORGANIZATIONS					
4040	Art	0.00	0.00	0.00	0.00	0.00
4130	Chess Club	-26.19	0.00	0.00	0.00	-26.19
4540	Other Clubs	0.00	0.00	0.00	0.00	0.00
4710	Student Council	-408.61	0.00	0.00	0.00	-408.61
D Totals:		-434.80	0.00	0.00	0.00	-434.80
E	ADMINISTRATIVE CUSTODIAL					
5040	Fundraising-General	9,492.81	0.00	0.00	0.00	9,492.81
5070	Library	4,626.32	0.00	0.00	0.00	4,626.32
5110	Other Student Activities	0.00	0.00	0.00	0.00	0.00
5121	KG Field Trips-Curriculum Related	0.00	0.00	0.00	0.00	0.00
5122	1st Grade Field Trips-Curriculum Related	0.00	0.00	0.00	0.00	0.00
5123	2nd Grade Field Trips-Curriculum Related	0.00	0.00	0.00	0.00	0.00
5124	3rd Grade Field Trips-Curriculum Related	0.00	0.00	0.00	0.00	0.00
5125	4th Grade Field Trips-Curriculum Related	0.00	0.00	0.00	0.00	0.00
5126	5th Grade Field Trips-Curriculum Related	-31.00	0.00	0.00	0.00	-31.00
5184	Woodhouse Grant	2,500.00	0.00	0.00	0.00	2,500.00
E Totals:		16,588.13	0.00	0.00	0.00	16,588.13
Q	STUDENT FEE FUND					
7900	Field Trips-Other	205.52	0.00	0.00	0.00	205.52
7901	Student Transportation	1,175.00	0.00	0.00	0.00	1,175.00
Q Totals:		1,380.52	0.00	0.00	0.00	1,380.52
S	ATHLETIC					
9020	Cash Reserve	0.00	0.00	0.00	0.00	0.00
9130	Booster Contributions-Boys	0.00	0.00	0.00	0.00	0.00
S Totals:		0.00	0.00	0.00	0.00	0.00



## Current Cash Balance

Sorted by Site ID, Group ID, Activity ID,  
From 08/01/2023 to 08/31/2023.

Site ID	Site Name						
Group ID	Group Name						
Activity ID	Activity Name	Beginning Cash	Receipts	Disbursements	Adjustments	Cash Balance	
Upchurch Activity Totals:		48,410.33	1,254.10	42.52	0.00	49,621.91	
Begin Balance		Transfers	Receipts	Disbursements	Adjustments	End Balance	
Upchurch Checking:			1,254.10	42.52			
Upchurch Investment:							
Upchurch Bank Balances:		48,410.33	1,254.10	42.52	0.00	49,621.91	

# Current Cash Balance

Sorted by Site ID, Group ID, Activity ID.

From 08/01/2023 to 08/31/2023.

Site ID	Site Name					
Group ID	Group Name					
Activity ID	Activity Name	Beginning Cash	Receipts	Disbursements	Adjustments	Cash Balance
Wheeler	Wheeler Elementary					
A	ACTIVITY GENERAL					
1010	General Admin	-314.58	1,449.07	0.00	0.00	1,134.49
1018	School Pay Fees	13.53	27.00	9.05	0.00	31.48
1030	Staff Vending	62.21	0.00	0.00	0.00	62.21
1040	Donations	39.35	0.00	0.00	0.00	39.35
1051	Building Projects-PTA	190.05	0.00	0.00	0.00	190.05
1053	Book Fair Scholarship	52.00	0.00	0.00	0.00	52.00
1060	Public Relations	0.00	0.00	0.00	0.00	0.00
1061	PTA Building Projects	0.00	0.00	0.00	0.00	0.00
1062	Educational Development Funds	0.00	0.00	0.00	0.00	0.00
1063	VIP Committees	0.00	0.00	0.00	0.00	0.00
1064	Family Engagement Night	0.00	0.00	0.00	0.00	0.00
1070	Start Up Cash	0.00	0.00	0.00	0.00	0.00
1080	Next Year Monies	0.00	0.00	0.00	0.00	0.00
1090	Other Revenue	0.00	0.00	0.00	0.00	0.00
1100	Damage & Loss Property	0.00	0.00	0.00	0.00	0.00
1105	Laptop Insurance	180.00	780.00	0.00	0.00	960.00
1106	Laptop Loss/Damage	140.00	0.00	0.00	0.00	140.00
1107	Laptop Insurance-YAP/Project Search	0.00	0.00	0.00	0.00	0.00
1108	Laptop Loss-Damage YAP/Project Search	0.00	0.00	0.00	0.00	0.00
1110	Extracurr Transportation	0.00	0.00	0.00	0.00	0.00
1120	Equipment Replacement/Repair	0.00	0.00	0.00	0.00	0.00
1130	Building Maintenance	0.00	0.00	0.00	0.00	0.00
1140	Student Recognition Incentive	0.00	0.00	0.00	0.00	0.00
1150	Capital Outlay	0.00	0.00	0.00	0.00	0.00
1160	Personnel Support	0.00	0.00	0.00	0.00	0.00
1170	Wellness	0.00	0.00	0.00	0.00	0.00
A Totals:		362.56	2,256.07	9.05	0.00	2,609.58

# Current Cash Balance

Sorted by Site ID, Group ID, Activity ID.

From 08/01/2023 to 08/31/2023.

Site ID Group ID	Site Name Group Name	Activity ID	Activity Name	Beginning Cash	Receipts	Disbursements	Adjustments	Cash Balance
B	Athletics-Girls							
		2001	Awards - Girls	0.00	0.00	0.00	0.00	0.00
		2002	Camps - Girls	0.00	0.00	0.00	0.00	0.00
		2003	Entry Fees - Girls	0.00	0.00	0.00	0.00	0.00
		2004	Equipment - Girls	0.00	0.00	0.00	0.00	0.00
		2005	Lodging - Girls	0.00	0.00	0.00	0.00	0.00
		2006	Meals - Girls	0.00	0.00	0.00	0.00	0.00
		2007	Officials - Girls	0.00	0.00	0.00	0.00	0.00
		2008	Prof Devel - Girls	0.00	0.00	0.00	0.00	0.00
		2009	Scouting - Girls	0.00	0.00	0.00	0.00	0.00
		2010	Security - Girls	0.00	0.00	0.00	0.00	0.00
		2011	Transportation - Girls	0.00	0.00	0.00	0.00	0.00
		2012	Uniforms/Apparel - Girls	0.00	0.00	0.00	0.00	0.00
		2013	Misc. Expenditures - Girls	0.00	0.00	0.00	0.00	0.00
		2051	Awards - Girls Basketball	0.00	0.00	0.00	0.00	0.00
		2052	Camps - Girls Basketball	0.00	0.00	0.00	0.00	0.00
		2053	Entry Fees - Girls Basketball	0.00	0.00	0.00	0.00	0.00
		2054	Equipment - Girls Basketball	0.00	0.00	0.00	0.00	0.00
		2055	Lodging - Girls Basketball	0.00	0.00	0.00	0.00	0.00
		2056	Meals - Girls Basketball	0.00	0.00	0.00	0.00	0.00
		2057	Officials - Girls Basketball	0.00	0.00	0.00	0.00	0.00
		2058	Prof. Development - Girls Basketball	0.00	0.00	0.00	0.00	0.00
		2059	Scouting - Girls Basketball	0.00	0.00	0.00	0.00	0.00
		2060	Security - Girls Basketball	0.00	0.00	0.00	0.00	0.00
		2061	Transportation - Girls Basketball	0.00	0.00	0.00	0.00	0.00
		2062	Uniforms/Apparel - Girls Basketball	0.00	0.00	0.00	0.00	0.00
		2063	Misc. Expenditures - Girls Basketball	0.00	0.00	0.00	0.00	0.00
		2101	Awards - Girls Cross Country	0.00	0.00	0.00	0.00	0.00
		2102	Camps - Girls Cross Country	0.00	0.00	0.00	0.00	0.00
		2103	Entry Fees - Girls Cross Country	0.00	0.00	0.00	0.00	0.00
		2104	Equipment - Girls Cross Country	0.00	0.00	0.00	0.00	0.00
		2105	Lodging - Girls Cross Country	0.00	0.00	0.00	0.00	0.00
		2106	Meals - Girls Cross Country	0.00	0.00	0.00	0.00	0.00
		2107	Officials - Girls Cross Country	0.00	0.00	0.00	0.00	0.00
		2108	Prof. Development - Girls Cross Country	0.00	0.00	0.00	0.00	0.00
		2109	Scouting - Girls Cross Country	0.00	0.00	0.00	0.00	0.00
		2110	Security - Girls Cross Country	0.00	0.00	0.00	0.00	0.00
		2111	Transportation - Girls Cross Country	0.00	0.00	0.00	0.00	0.00
		2112	Uniforms/Apparel - Girls Cross Country	0.00	0.00	0.00	0.00	0.00
		2113	Misc. Expenditures - Girls Cross Country	0.00	0.00	0.00	0.00	0.00
		2151	Awards - Girls Golf	0.00	0.00	0.00	0.00	0.00
		2152	Camps - Girls Golf	0.00	0.00	0.00	0.00	0.00
		2153	Entry Fees - Girls Golf	0.00	0.00	0.00	0.00	0.00
		2154	Equipment - Girls Golf	0.00	0.00	0.00	0.00	0.00
		2155	Lodging - Girls Golf	0.00	0.00	0.00	0.00	0.00



## Current Cash Balance

Sorted by Site ID, Group ID, Activity ID.

From 08/01/2023 to 08/31/2023.

Site ID	Site Name						
Group ID	Group Name						
Activity ID	Activity Name	Beginning Cash	Receipts	Disbursements	Adjustments	Cash Balance	
2156	Meals - Girls Golf	0.00	0.00	0.00	0.00	0.00	
2157	Officials - Girls Golf	0.00	0.00	0.00	0.00	0.00	
2158	Prof. Development - Girls Golf	0.00	0.00	0.00	0.00	0.00	
2159	Scouting - Girls Golf	0.00	0.00	0.00	0.00	0.00	
2160	Security - Girls Golf	0.00	0.00	0.00	0.00	0.00	
2161	Transportation - Girls Golf	0.00	0.00	0.00	0.00	0.00	
2162	Uniforms/Apparel - Girls Golf	0.00	0.00	0.00	0.00	0.00	
2163	Misc. Expenditures - Girls Golf	0.00	0.00	0.00	0.00	0.00	
2201	Awards - Girls Soccer	0.00	0.00	0.00	0.00	0.00	
2202	Camps - Girls Soccer	0.00	0.00	0.00	0.00	0.00	
2203	Entry Fees - Girls Soccer	0.00	0.00	0.00	0.00	0.00	
2204	Equipment - Girls Soccer	0.00	0.00	0.00	0.00	0.00	
2205	Lodging - Girls Soccer	0.00	0.00	0.00	0.00	0.00	
2206	Meals - Girls Soccer	0.00	0.00	0.00	0.00	0.00	
2207	Officials - Girls Soccer	0.00	0.00	0.00	0.00	0.00	
2208	Prof. Development - Girls Soccer	0.00	0.00	0.00	0.00	0.00	
2209	Scouting - Girls Soccer	0.00	0.00	0.00	0.00	0.00	
2210	Security - Girls Soccer	0.00	0.00	0.00	0.00	0.00	
2211	Transportation - Girls Soccer	0.00	0.00	0.00	0.00	0.00	
2212	Uniforms/Apparel - Girls Soccer	0.00	0.00	0.00	0.00	0.00	
2213	Misc. Expenditures - Girls Soccer	0.00	0.00	0.00	0.00	0.00	
2251	Awards - Girls Swimming	0.00	0.00	0.00	0.00	0.00	
2252	Camps - Girls Swimming	0.00	0.00	0.00	0.00	0.00	
2253	Entry Fees - Girls Swimming	0.00	0.00	0.00	0.00	0.00	
2254	Equipment - Girls Swimming	0.00	0.00	0.00	0.00	0.00	
2255	Lodging - Girls Swimming	0.00	0.00	0.00	0.00	0.00	
2256	Meals - Girls Swimming	0.00	0.00	0.00	0.00	0.00	
2257	Officials - Girls Swimming	0.00	0.00	0.00	0.00	0.00	
2258	Prof. Development - Girls Swimming	0.00	0.00	0.00	0.00	0.00	
2259	Scouting - Girls Swimming	0.00	0.00	0.00	0.00	0.00	
2260	Security - Girls Swimming	0.00	0.00	0.00	0.00	0.00	
2261	Transportation - Girls Swimming	0.00	0.00	0.00	0.00	0.00	
2262	Uniforms/Apparel - Girls Swimming	0.00	0.00	0.00	0.00	0.00	
2263	Misc. Expenditures - Girls Swimming	0.00	0.00	0.00	0.00	0.00	
2301	Awards - Girls Tennis	0.00	0.00	0.00	0.00	0.00	
2302	Camps - Girls Tennis	0.00	0.00	0.00	0.00	0.00	
2303	Entry Fees - Girls Tennis	0.00	0.00	0.00	0.00	0.00	
2304	Equipment - Girls Tennis	0.00	0.00	0.00	0.00	0.00	
2305	Lodging - Girls Tennis	0.00	0.00	0.00	0.00	0.00	
2306	Meals - Girls Tennis	0.00	0.00	0.00	0.00	0.00	
2307	Officials - Girls Tennis	0.00	0.00	0.00	0.00	0.00	
2308	Prof. Development - Girls Tennis	0.00	0.00	0.00	0.00	0.00	
2309	Scouting - Girls Tennis	0.00	0.00	0.00	0.00	0.00	
2310	Security - Girls Tennis	0.00	0.00	0.00	0.00	0.00	
2311	Transportation - Girls Tennis	0.00	0.00	0.00	0.00	0.00	

# Current Cash Balance

Sorted by Site ID, Group ID, Activity ID.

From 08/01/2023 to 08/31/2023.

Site ID	Site Name						
Group ID	Group Name						
Activity ID	Activity Name	Beginning Cash	Receipts	Disbursements	Adjustments	Cash Balance	
2312	Uniforms/Apparel - Girls Tennis	0.00	0.00	0.00	0.00	0.00	
2313	Misc. Expenditures - Girls Tennis	0.00	0.00	0.00	0.00	0.00	
2351	Awards - Girls Track	0.00	0.00	0.00	0.00	0.00	
2352	Camps - Girls Track	0.00	0.00	0.00	0.00	0.00	
2353	Entry Fees - Girls Track	0.00	0.00	0.00	0.00	0.00	
2354	Equipment - Girls Track	0.00	0.00	0.00	0.00	0.00	
2355	Lodging - Girls Track	0.00	0.00	0.00	0.00	0.00	
2356	Meals - Girls Track	0.00	0.00	0.00	0.00	0.00	
2357	Officials - Girls Track	0.00	0.00	0.00	0.00	0.00	
2358	Prof. Development - Girls Track	0.00	0.00	0.00	0.00	0.00	
2359	Scouting - Girls Track	0.00	0.00	0.00	0.00	0.00	
2360	Security - Girls Track	0.00	0.00	0.00	0.00	0.00	
2361	Transportation - Girls Track	0.00	0.00	0.00	0.00	0.00	
2362	Uniforms/Apparel - Girls Track	0.00	0.00	0.00	0.00	0.00	
2363	Misc. Expenditures - Girls Track	0.00	0.00	0.00	0.00	0.00	
2401	Awards - Girls Volleyball	0.00	0.00	0.00	0.00	0.00	
2402	Camps - Girls Volleyball	0.00	0.00	0.00	0.00	0.00	
2403	Entry Fees - Girls Volleyball	0.00	0.00	0.00	0.00	0.00	
2404	Equipment - Girls Volleyball	0.00	0.00	0.00	0.00	0.00	
2405	Lodging - Girls Volleyball	0.00	0.00	0.00	0.00	0.00	
2406	Meals - Girls Volleyball	0.00	0.00	0.00	0.00	0.00	
2407	Officials - Girls Volleyball	0.00	0.00	0.00	0.00	0.00	
2408	Prof. Development - Girls Volleyball	0.00	0.00	0.00	0.00	0.00	
2409	Scouting - Girls Volleyball	0.00	0.00	0.00	0.00	0.00	
2410	Security - Girls Volleyball	0.00	0.00	0.00	0.00	0.00	
2411	Transportation - Girls Volleyball	0.00	0.00	0.00	0.00	0.00	
2412	Uniforms/Apparel - Girls Volleyball	0.00	0.00	0.00	0.00	0.00	
2413	Misc. Expenditures - Girls Volleyball	0.00	0.00	0.00	0.00	0.00	
2451	Awards - Girls Softball	0.00	0.00	0.00	0.00	0.00	
2452	Camps - Girls Softball	0.00	0.00	0.00	0.00	0.00	
2453	Entry Fees - Girls Softball	0.00	0.00	0.00	0.00	0.00	
2454	Equipment - Girls Softball	0.00	0.00	0.00	0.00	0.00	
2455	Lodging - Girls Softball	0.00	0.00	0.00	0.00	0.00	
2456	Meals - Girls Softball	0.00	0.00	0.00	0.00	0.00	
2457	Officials - Girls Softball	0.00	0.00	0.00	0.00	0.00	
2458	Prof. Development - Girls Softball	0.00	0.00	0.00	0.00	0.00	
2459	Scouting - Girls Softball	0.00	0.00	0.00	0.00	0.00	
2460	Security - Girls Softball	0.00	0.00	0.00	0.00	0.00	
2461	Transportation - Girls Softball	0.00	0.00	0.00	0.00	0.00	
2462	Uniforms/Apparel - Girls Softball	0.00	0.00	0.00	0.00	0.00	
2463	Misc. Expenditures - Girls Softball	0.00	0.00	0.00	0.00	0.00	
2464	Softball Advertising	0.00	0.00	0.00	0.00	0.00	
2501	Awards-Girls Bowling	0.00	0.00	0.00	0.00	0.00	
2502	Camps-Girls Bowling	0.00	0.00	0.00	0.00	0.00	
2503	Entry Fees-Girls Bowling	0.00	0.00	0.00	0.00	0.00	



## Current Cash Balance

Sorted by Site ID, Group ID, Activity ID.  
From 08/01/2023 to 08/31/2023.

Site ID	Site Name						
Group ID	Group Name						
Activity ID	Activity Name	Beginning Cash	Receipts	Disbursements	Adjustments	Cash Balance	
2504	Equipment-Girls Bowling	0.00	0.00	0.00	0.00	0.00	
2505	Lodging-Girls Bowling	0.00	0.00	0.00	0.00	0.00	
2506	Meals-Girls Bowling	0.00	0.00	0.00	0.00	0.00	
2507	Officials-Girls Bowling	0.00	0.00	0.00	0.00	0.00	
2508	Professional Development-Girls Bowling	0.00	0.00	0.00	0.00	0.00	
2509	Scouting-Girls Bowling	0.00	0.00	0.00	0.00	0.00	
2510	Security-Girls Bowling	0.00	0.00	0.00	0.00	0.00	
2511	Transportation-Girls Bowling	0.00	0.00	0.00	0.00	0.00	
2512	Uniforms/Apparel-Girls Bowling	0.00	0.00	0.00	0.00	0.00	
2513	Misc. Expenditures-Girls Bowling	0.00	0.00	0.00	0.00	0.00	
2551	Awards-Girls Wrestling	0.00	0.00	0.00	0.00	0.00	
2552	Camps-Girls Wrestling	0.00	0.00	0.00	0.00	0.00	
2553	Entry Fees-Girls Wrestling	0.00	0.00	0.00	0.00	0.00	
2554	Equipment-Girls Wrestling	0.00	0.00	0.00	0.00	0.00	
2555	Lodging-Girls Wrestling	0.00	0.00	0.00	0.00	0.00	
2556	Meals-Girls Wrestling	0.00	0.00	0.00	0.00	0.00	
2557	Officials-Girls Wrestling	0.00	0.00	0.00	0.00	0.00	
2558	Prof. Development-Girls Wrestling	0.00	0.00	0.00	0.00	0.00	
2559	Scouting-Girls Wrestling	0.00	0.00	0.00	0.00	0.00	
2560	Security-Girls Wrestling	0.00	0.00	0.00	0.00	0.00	
2561	Transportation-Girls Wrestling	0.00	0.00	0.00	0.00	0.00	
2562	Uniforms/Apparel-Girls Wrestling	0.00	0.00	0.00	0.00	0.00	
2563	Misc Expenditures-Girls Wrestling	0.00	0.00	0.00	0.00	0.00	
2601	Awards-Girls Unified Sports	0.00	0.00	0.00	0.00	0.00	
2602	Camps-Girls Unified Sports	0.00	0.00	0.00	0.00	0.00	
2603	Entry Fees-Girls Unified Sports	0.00	0.00	0.00	0.00	0.00	
2604	Equipment-Girls Unified Sports	0.00	0.00	0.00	0.00	0.00	
2605	Lodging-Girls Unified Sports	0.00	0.00	0.00	0.00	0.00	
2606	Meals-Girls Unified Sports	0.00	0.00	0.00	0.00	0.00	
2607	Officials-Girls Unified Sports	0.00	0.00	0.00	0.00	0.00	
2608	Prof. Development-Girls Unified Sports	0.00	0.00	0.00	0.00	0.00	
2609	Scouting-Girls Unified Sports	0.00	0.00	0.00	0.00	0.00	
2610	Security-Girls Unified Sports	0.00	0.00	0.00	0.00	0.00	
2611	Transportation-Girls Unified Sports	0.00	0.00	0.00	0.00	0.00	
2612	Uniforms/Apparel-Girls Unified Sports	0.00	0.00	0.00	0.00	0.00	
2613	Misc. Expenditures-Girls Unified Sports	0.00	0.00	0.00	0.00	0.00	
<b>B Totals:</b>		0.00	0.00	0.00	0.00	0.00	

# Current Cash Balance

Sorted by Site ID, Group ID, Activity ID.

From 08/01/2023 to 08/31/2023.

Site ID	Site Name					
Group ID	Group Name					
Activity ID	Activity Name	Beginning Cash	Receipts	Disbursements	Adjustments	Cash Balance
C	Athletics-Boys					
3001	Awards - Boys	0.00	0.00	0.00	0.00	0.00
3002	Camps - Boys	0.00	0.00	0.00	0.00	0.00
3003	Entry Fees - Boys	0.00	0.00	0.00	0.00	0.00
3004	Equipment - Boys	0.00	0.00	0.00	0.00	0.00
3005	Lodging - Boys	0.00	0.00	0.00	0.00	0.00
3006	Meals - Boys	0.00	0.00	0.00	0.00	0.00
3007	Officials - Boys	0.00	0.00	0.00	0.00	0.00
3008	Prof. Development - Boys	0.00	0.00	0.00	0.00	0.00
3009	Scouting - Boys	0.00	0.00	0.00	0.00	0.00
3010	Security - Boys	0.00	0.00	0.00	0.00	0.00
3011	Transportation - Boys	0.00	0.00	0.00	0.00	0.00
3012	Uniforms/Apparel - Boys	0.00	0.00	0.00	0.00	0.00
3013	Misc. Expenditures - Boys	0.00	0.00	0.00	0.00	0.00
3051	Awards - Boys Basketball	0.00	0.00	0.00	0.00	0.00
3052	Camps - Boys Basketball	0.00	0.00	0.00	0.00	0.00
3053	Entry Fees - Boys Basketball	0.00	0.00	0.00	0.00	0.00
3054	Equipment - Boys Basketball	0.00	0.00	0.00	0.00	0.00
3055	Lodging - Boys Basketball	0.00	0.00	0.00	0.00	0.00
3056	Meals - Boys Basketball	0.00	0.00	0.00	0.00	0.00
3057	Officials - Boys Basketball	0.00	0.00	0.00	0.00	0.00
3058	Prof. Development - Boys Basketball	0.00	0.00	0.00	0.00	0.00
3059	Scouting - Boys Basketball	0.00	0.00	0.00	0.00	0.00
3060	Security - Boys Basketball	0.00	0.00	0.00	0.00	0.00
3061	Transportation - Boys Basketball	0.00	0.00	0.00	0.00	0.00
3062	Uniforms/Apparel - Boys Basketball	0.00	0.00	0.00	0.00	0.00
3063	Misc. Expenditures - Boys Basketball	0.00	0.00	0.00	0.00	0.00
3101	Awards - Boys Cross Country	0.00	0.00	0.00	0.00	0.00
3102	Camps - Boys Cross Country	0.00	0.00	0.00	0.00	0.00
3103	Entry Fees - Boys Cross Country	0.00	0.00	0.00	0.00	0.00
3104	Equipment - Boys Cross Country	0.00	0.00	0.00	0.00	0.00
3105	Lodging - Boys Cross Country	0.00	0.00	0.00	0.00	0.00
3106	Meals - Boys Cross Country	0.00	0.00	0.00	0.00	0.00
3107	Officials - Boys Cross Country	0.00	0.00	0.00	0.00	0.00
3108	Prof. Development - Boys Cross Country	0.00	0.00	0.00	0.00	0.00
3109	Scouting - Boys Cross Country	0.00	0.00	0.00	0.00	0.00
3110	Security - Boys Cross Country	0.00	0.00	0.00	0.00	0.00
3111	Transportation - Boys Cross Country	0.00	0.00	0.00	0.00	0.00
3112	Uniforms/Apparel - Boys Cross Country	0.00	0.00	0.00	0.00	0.00
3113	Misc. Expenditures - Boys Cross Country	0.00	0.00	0.00	0.00	0.00
3151	Awards - Boys Golf	0.00	0.00	0.00	0.00	0.00
3152	Camps - Boys Golf	0.00	0.00	0.00	0.00	0.00
3153	Entry Fees - Boys Golf	0.00	0.00	0.00	0.00	0.00
3154	Equipment - Boys Golf	0.00	0.00	0.00	0.00	0.00
3155	Lodging - Boys Golf	0.00	0.00	0.00	0.00	0.00



## Current Cash Balance

Sorted by Site ID, Group ID, Activity ID.

From 08/01/2023 to 08/31/2023.

Site ID	Site Name						
Group ID	Group Name						
Activity ID	Activity Name	Beginning Cash	Receipts	Disbursements	Adjustments	Cash Balance	
3156	Meals - Boys Golf	0.00	0.00	0.00	0.00	0.00	
3157	Officials - Boys Golf	0.00	0.00	0.00	0.00	0.00	
3158	Prof. Development - Boys Golf	0.00	0.00	0.00	0.00	0.00	
3159	Scouting - Boys Golf	0.00	0.00	0.00	0.00	0.00	
3160	Security - Boys Golf	0.00	0.00	0.00	0.00	0.00	
3161	Transportation - Boys Golf	0.00	0.00	0.00	0.00	0.00	
3162	Uniforms/Apparel - Boys Golf	0.00	0.00	0.00	0.00	0.00	
3163	Misc. Expenditures - Boys Golf	0.00	0.00	0.00	0.00	0.00	
3201	Awards - Boys Soccer	0.00	0.00	0.00	0.00	0.00	
3202	Camps - Boys Soccer	0.00	0.00	0.00	0.00	0.00	
3203	Entry Fees - Boys Soccer	0.00	0.00	0.00	0.00	0.00	
3204	Equipment - Boys Soccer	0.00	0.00	0.00	0.00	0.00	
3205	Lodging - Boys Soccer	0.00	0.00	0.00	0.00	0.00	
3206	Meals - Boys Soccer	0.00	0.00	0.00	0.00	0.00	
3207	Officials - Boys Soccer	0.00	0.00	0.00	0.00	0.00	
3208	Prof. Development - Boys Soccer	0.00	0.00	0.00	0.00	0.00	
3209	Scouting - Boys Soccer	0.00	0.00	0.00	0.00	0.00	
3210	Security - Boys Soccer	0.00	0.00	0.00	0.00	0.00	
3211	Transportation - Boys Soccer	0.00	0.00	0.00	0.00	0.00	
3212	Uniforms/Apparel - Boys Soccer	0.00	0.00	0.00	0.00	0.00	
3213	Misc. Expenditures - Boys Soccer	0.00	0.00	0.00	0.00	0.00	
3251	Awards - Boys Swimming	0.00	0.00	0.00	0.00	0.00	
3252	Camps - Boys Swimming	0.00	0.00	0.00	0.00	0.00	
3253	Entry Fees - Boys Swimming	0.00	0.00	0.00	0.00	0.00	
3254	Equipment - Boys Swimming	0.00	0.00	0.00	0.00	0.00	
3255	Lodging - Boys Swimming	0.00	0.00	0.00	0.00	0.00	
3256	Meals - Boys Swimming	0.00	0.00	0.00	0.00	0.00	
3257	Officials - Boys Swimming	0.00	0.00	0.00	0.00	0.00	
3258	Prof. Development - Boys Swimming	0.00	0.00	0.00	0.00	0.00	
3259	Scouting - Boys Swimming	0.00	0.00	0.00	0.00	0.00	
3260	Security - Boys Swimming	0.00	0.00	0.00	0.00	0.00	
3261	Transportation - Boys Swimming	0.00	0.00	0.00	0.00	0.00	
3262	Uniforms/Apparels - Boys Swimming	0.00	0.00	0.00	0.00	0.00	
3263	Misc. Expenditures - Boys Swimming	0.00	0.00	0.00	0.00	0.00	
3301	Awards - Boys Tennis	0.00	0.00	0.00	0.00	0.00	
3302	Camps - Boys Tennis	0.00	0.00	0.00	0.00	0.00	
3303	Entry Fees - Boys Tennis	0.00	0.00	0.00	0.00	0.00	
3304	Equipment - Boys Tennis	0.00	0.00	0.00	0.00	0.00	
3305	Lodging - Boys Tennis	0.00	0.00	0.00	0.00	0.00	
3306	Meals - Boys Tennis	0.00	0.00	0.00	0.00	0.00	
3307	Officials - Boys Tennis	0.00	0.00	0.00	0.00	0.00	
3308	Prof. Development - Boys Tennis	0.00	0.00	0.00	0.00	0.00	
3309	Scouting - Boys Tennis	0.00	0.00	0.00	0.00	0.00	
3310	Security - Boys Tennis	0.00	0.00	0.00	0.00	0.00	
3311	Transportation - Boys Tennis	0.00	0.00	0.00	0.00	0.00	

# Current Cash Balance

Sorted by Site ID, Group ID, Activity ID,  
From 08/01/2023 to 08/31/2023.

Site ID	Site Name						
Group ID	Group Name						
Activity ID	Activity Name	Beginning Cash	Receipts	Disbursements	Adjustments	Cash Balance	
3312	Uniforms/Apparel - Boys Tennis	0.00	0.00	0.00	0.00	0.00	
3313	Misc. Expenditures - Boys Tennis	0.00	0.00	0.00	0.00	0.00	
3351	Awards - Boys Track	0.00	0.00	0.00	0.00	0.00	
3352	Camps - Boys Track	0.00	0.00	0.00	0.00	0.00	
3353	Entry Fees - Boys Track	0.00	0.00	0.00	0.00	0.00	
3354	Equipment - Boys Track	0.00	0.00	0.00	0.00	0.00	
3355	Lodging - Boys Track	0.00	0.00	0.00	0.00	0.00	
3356	Meals - Boys Track	0.00	0.00	0.00	0.00	0.00	
3357	Officials - Boys Track	0.00	0.00	0.00	0.00	0.00	
3358	Prof. Development - Boys Track	0.00	0.00	0.00	0.00	0.00	
3359	Scouting - Boys Track	0.00	0.00	0.00	0.00	0.00	
3360	Security - Boys Track	0.00	0.00	0.00	0.00	0.00	
3361	Transportation - Boys Track	0.00	0.00	0.00	0.00	0.00	
3362	Uniforms/Apparel - Boys Track	0.00	0.00	0.00	0.00	0.00	
3363	Misc. Expenditures - Boys Track	0.00	0.00	0.00	0.00	0.00	
3401	Awards-Boys Bowling	0.00	0.00	0.00	0.00	0.00	
3402	Camps-Boys Bowling	0.00	0.00	0.00	0.00	0.00	
3403	Entry Fees-Boys Bowling	0.00	0.00	0.00	0.00	0.00	
3404	Equipment-Boys Bowling	0.00	0.00	0.00	0.00	0.00	
3405	Lodging-Boys Bowling	0.00	0.00	0.00	0.00	0.00	
3406	Meals-Boys Bowling	0.00	0.00	0.00	0.00	0.00	
3407	Officials-Boys Bowling	0.00	0.00	0.00	0.00	0.00	
3408	Prof. Development-Boys Bowling	0.00	0.00	0.00	0.00	0.00	
3409	Scouting-Boys Bowling	0.00	0.00	0.00	0.00	0.00	
3410	Security-Boys Bowling	0.00	0.00	0.00	0.00	0.00	
3411	Transportation-Boys Bowling	0.00	0.00	0.00	0.00	0.00	
3412	Uniforms-Apparel-Bowls Bowling	0.00	0.00	0.00	0.00	0.00	
3413	Misc. Expenditures-Boys Bowling	0.00	0.00	0.00	0.00	0.00	
3451	Awards - Boys Baseball	0.00	0.00	0.00	0.00	0.00	
3452	Camps - Boys Baseball	0.00	0.00	0.00	0.00	0.00	
3453	Entry Fees - Boys Baseball	0.00	0.00	0.00	0.00	0.00	
3454	Equipment - Boys Baseball	0.00	0.00	0.00	0.00	0.00	
3455	Lodging - Boys Baseball	0.00	0.00	0.00	0.00	0.00	
3456	Meals - Boys Baseball	0.00	0.00	0.00	0.00	0.00	
3457	Officials - Boys Baseball	0.00	0.00	0.00	0.00	0.00	
3458	Prof. Development - Boys Baseball	0.00	0.00	0.00	0.00	0.00	
3459	Scouting - Boys Baseball	0.00	0.00	0.00	0.00	0.00	
3460	Security - Boys Baseball	0.00	0.00	0.00	0.00	0.00	
3461	Transportation - Boys Baseball	0.00	0.00	0.00	0.00	0.00	
3462	Uniforms/Apparel - Boys Baseball	0.00	0.00	0.00	0.00	0.00	
3463	Misc. Expenditures - Boys Baseball	0.00	0.00	0.00	0.00	0.00	
3501	Awards - Boys Football	0.00	0.00	0.00	0.00	0.00	
3502	Camps - Boys Football	0.00	0.00	0.00	0.00	0.00	
3503	Entry Fees - Boys Football	0.00	0.00	0.00	0.00	0.00	
3504	Equipment - Boys Football	0.00	0.00	0.00	0.00	0.00	



## Current Cash Balance

Sorted by Site ID, Group ID, Activity ID,  
From 08/01/2023 to 08/31/2023.

Site ID	Site Name						
Group ID	Group Name						
Activity ID	Activity Name	Beginning Cash	Receipts	Disbursements	Adjustments	Cash Balance	
3505	Lodging - Boys Football	0.00	0.00	0.00	0.00	0.00	
3506	Meals - Boys Football	0.00	0.00	0.00	0.00	0.00	
3507	Officials - Boys Football	0.00	0.00	0.00	0.00	0.00	
3508	Prof. Development - Boys Football	0.00	0.00	0.00	0.00	0.00	
3509	Scouting - Boys Football	0.00	0.00	0.00	0.00	0.00	
3510	Security - Boys Football	0.00	0.00	0.00	0.00	0.00	
3511	Transportation - Boys Football	0.00	0.00	0.00	0.00	0.00	
3512	Uniforms/Apparel - Boys Football	0.00	0.00	0.00	0.00	0.00	
3513	Misc Expenditures-Boys Football	0.00	0.00	0.00	0.00	0.00	
3515	Misc. Expenditures - Boys Football	0.00	0.00	0.00	0.00	0.00	
3551	Awards - Boys Wrestling	0.00	0.00	0.00	0.00	0.00	
3552	Camps - Boys Wrestling	0.00	0.00	0.00	0.00	0.00	
3553	Entry Fees - Boys Wrestling	0.00	0.00	0.00	0.00	0.00	
3554	Equipment - Boys Wrestling	0.00	0.00	0.00	0.00	0.00	
3555	Lodging - Boys Wrestling	0.00	0.00	0.00	0.00	0.00	
3556	Meals - Boys Wrestling	0.00	0.00	0.00	0.00	0.00	
3557	Officials - Boys Wrestling	0.00	0.00	0.00	0.00	0.00	
3558	Prof. Development - Boys Wrestling	0.00	0.00	0.00	0.00	0.00	
3559	Scouting - Boys Wrestling	0.00	0.00	0.00	0.00	0.00	
3560	Security - Boys Wrestling	0.00	0.00	0.00	0.00	0.00	
3561	Transportation - Boys Wrestling	0.00	0.00	0.00	0.00	0.00	
3562	Uniforms/Apparel - Boys Wrestling	0.00	0.00	0.00	0.00	0.00	
3563	Misc. Expenditures - Boys Wrestling	0.00	0.00	0.00	0.00	0.00	
3564	Wrestling-Metro Coaches Association	0.00	0.00	0.00	0.00	0.00	
3601	Awards-Boys Unified Sports	0.00	0.00	0.00	0.00	0.00	
3602	Camps-Boys Unified Sports	0.00	0.00	0.00	0.00	0.00	
3603	Entry Fees-Boys Unified Sports	0.00	0.00	0.00	0.00	0.00	
3604	Equipment-Boys Unified Sports	0.00	0.00	0.00	0.00	0.00	
3605	Lodging-Boys Unified Sports	0.00	0.00	0.00	0.00	0.00	
3606	Meals-Boys Unified Sports	0.00	0.00	0.00	0.00	0.00	
3607	Officials-Boys Unified Sports	0.00	0.00	0.00	0.00	0.00	
3608	Prof. Development-Boys Unified Sports	0.00	0.00	0.00	0.00	0.00	
3609	Scouting-Boys Unified Sports	0.00	0.00	0.00	0.00	0.00	
3610	Security-Boys Unified Sports	0.00	0.00	0.00	0.00	0.00	
3611	Transportation-Boys Unified Sports	0.00	0.00	0.00	0.00	0.00	
3612	Uniforms/Apparel-Boys Unified Sports	0.00	0.00	0.00	0.00	0.00	
3613	Misc. Expenditures-Boys Unified Sports	0.00	0.00	0.00	0.00	0.00	
C Totals:		0.00	0.00	0.00	0.00	0.00	

# Current Cash Balance

Sorted by Site ID, Group ID, Activity ID.

From 08/01/2023 to 08/31/2023.

Site ID	Site Name					
Group ID	Group Name					
Activity ID	Activity Name	Beginning Cash	Receipts	Disbursements	Adjustments	Cash Balance
D	CLUBS AND ORGANIZATIONS					
4010	40 Assets	0.00	0.00	0.00	0.00	0.00
4011	Patriot Way Club	0.00	0.00	0.00	0.00	0.00
4012	Wildcat Service Club	0.00	0.00	0.00	0.00	0.00
4020	Academic Awards	0.00	0.00	0.00	0.00	0.00
4030	Interact Club	0.00	0.00	0.00	0.00	0.00
4038	PE Archery	0.00	0.00	0.00	0.00	0.00
4040	Art	0.00	0.00	0.00	0.00	0.00
4045	Art Projects	0.00	0.00	0.00	0.00	0.00
4046	Crafts	0.00	0.00	0.00	0.00	0.00
4050	Astronomy Club	0.00	0.00	0.00	0.00	0.00
4055	Athletic Trainers Club	0.00	0.00	0.00	0.00	0.00
4059	Band Camp	0.00	0.00	0.00	0.00	0.00
4060	Band	0.00	0.00	0.00	0.00	0.00
4061	Band Uniforms	0.00	0.00	0.00	0.00	0.00
4062	Band Trip	0.00	0.00	0.00	0.00	0.00
4063	Drums	0.00	0.00	0.00	0.00	0.00
4064	Winter Guard	0.00	0.00	0.00	0.00	0.00
4065	NSBA	0.00	0.00	0.00	0.00	0.00
4070	Birthday Book	1,177.54	0.00	0.00	0.00	1,177.54
4080	Book Club	0.00	0.00	0.00	0.00	0.00
4090	Bowling Club	0.00	0.00	0.00	0.00	0.00
4091	Broadcasting Club	0.00	0.00	0.00	0.00	0.00
4100	Builders Club	0.00	0.00	0.00	0.00	0.00
4109	Cheer Uniforms	0.00	0.00	0.00	0.00	0.00
4110	Cheerleading	0.00	0.00	0.00	0.00	0.00
4111	Cheerleading-Varsity	0.00	0.00	0.00	0.00	0.00
4112	Cheerleading-JV	0.00	0.00	0.00	0.00	0.00
4113	Cheerleading-Freshman	0.00	0.00	0.00	0.00	0.00
4115	Uniforms-Cheer/Dance	0.00	0.00	0.00	0.00	0.00
4116	Cheer New Year	0.00	0.00	0.00	0.00	0.00
4120	Chemistry Club	0.00	0.00	0.00	0.00	0.00
4130	Chess Club	0.00	0.00	0.00	0.00	0.00
4140	Choir	0.00	0.00	0.00	0.00	0.00
4141	Choir Trip	0.00	0.00	0.00	0.00	0.00
4150	Conflict Managers	0.00	0.00	0.00	0.00	0.00
4160	Construction	0.00	0.00	0.00	0.00	0.00
4170	Cross Country Club	0.00	0.00	0.00	0.00	0.00
4180	Culinary	0.00	0.00	0.00	0.00	0.00
4181	Coffee Cart	0.00	0.00	0.00	0.00	0.00
4185	Cycling	0.00	0.00	0.00	0.00	0.00
4190	Dance	0.00	0.00	0.00	0.00	0.00
4191	Dance Uniforms	0.00	0.00	0.00	0.00	0.00
4192	Dance New Year	0.00	0.00	0.00	0.00	0.00
4200	Debate Team	0.00	0.00	0.00	0.00	0.00



## Current Cash Balance

Sorted by Site ID, Group ID, Activity ID.  
From 08/01/2023 to 08/31/2023.

Site ID Group ID	Site Name Group Name						
Activity ID	Activity Name	Beginning Cash	Receipts	Disbursements	Adjustments	Cash Balance	
4210	DECA	0.00	0.00	0.00	0.00	0.00	
4214	Unified Activities	0.00	0.00	0.00	0.00	0.00	
4215	Diversity	0.00	0.00	0.00	0.00	0.00	
4216	Patriot Pals	0.00	0.00	0.00	0.00	0.00	
4217	Patriot Perk	0.00	0.00	0.00	0.00	0.00	
4220	Drama Club	0.00	0.00	0.00	0.00	0.00	
4221	Educators Rising	200.00	0.00	0.00	0.00	200.00	
4224	Computer Club	0.00	0.00	0.00	0.00	0.00	
4225	Engineering	0.00	0.00	0.00	0.00	0.00	
4226	Economics Club	0.00	0.00	0.00	0.00	0.00	
4230	Environmental Club	0.00	0.00	0.00	0.00	0.00	
4231	Ecology Club	0.00	0.00	0.00	0.00	0.00	
4232	Ethics Bowl	0.00	0.00	0.00	0.00	0.00	
4240	Fashion Merchandising	0.00	0.00	0.00	0.00	0.00	
4250	FCCLA	0.00	0.00	0.00	0.00	0.00	
4251	FCCLA District 3	0.00	0.00	0.00	0.00	0.00	
4260	FCS Club	0.00	0.00	0.00	0.00	0.00	
4261	FCS Camp	0.00	0.00	0.00	0.00	0.00	
4265	FCS Projects	0.00	0.00	0.00	0.00	0.00	
4270	Field Day	0.00	0.00	0.00	0.00	0.00	
4271	Film Club	0.00	0.00	0.00	0.00	0.00	
4280	Flag Group	0.00	0.00	0.00	0.00	0.00	
4290	Forensics	0.00	0.00	0.00	0.00	0.00	
4300	Foundation/PEMS	0.00	0.00	0.00	0.00	0.00	
4310	French Club	0.00	0.00	0.00	0.00	0.00	
4320	Educators Rising	0.00	0.00	0.00	0.00	0.00	
4324	Esports	0.00	0.00	0.00	0.00	0.00	
4325	Gaming Club	0.00	0.00	0.00	0.00	0.00	
4330	Garden Club	0.00	0.00	0.00	0.00	0.00	
4340	German Club	0.00	0.00	0.00	0.00	0.00	
4345	Craft Club	0.00	0.00	0.00	0.00	0.00	
4350	Graphics	0.00	0.00	0.00	0.00	0.00	
4355	Habitat for Humanity	0.00	0.00	0.00	0.00	0.00	
4360	History Club	0.00	0.00	0.00	0.00	0.00	
4365	HOSA	0.00	0.00	0.00	0.00	0.00	
4370	Industrial Arts	0.00	0.00	0.00	0.00	0.00	
4380	International Club	0.00	0.00	0.00	0.00	0.00	
4390	Intramurals	0.00	0.00	0.00	0.00	0.00	
4395	Invisible Children-WHS	0.00	0.00	0.00	0.00	0.00	
4400	Japanese Club	0.00	0.00	0.00	0.00	0.00	
4405	AFJROTC	0.00	0.00	0.00	0.00	0.00	
4408	AFJROTC Marksmanship	0.00	0.00	0.00	0.00	0.00	
4410	Junior Class	0.00	0.00	0.00	0.00	0.00	
4415	Justice League	0.00	0.00	0.00	0.00	0.00	
4420	Key Club	0.00	0.00	0.00	0.00	0.00	

## Current Cash Balance

Sorted by Site ID, Group ID, Activity ID,  
From 08/01/2023 to 08/31/2023.

Site ID Group ID	Site Name Group Name					
Activity ID	Activity Name	Beginning Cash	Receipts	Disbursements	Adjustments	Cash Balance
4421	Knitting and Crocheting Club	0.00	0.00	0.00	0.00	0.00
4422	Kindness Club	200.00	0.00	0.00	0.00	200.00
4425	LaCrosse Boys	0.00	0.00	0.00	0.00	0.00
4426	LaCrosse Girls	0.00	0.00	0.00	0.00	0.00
4430	Latin Club	0.00	0.00	0.00	0.00	0.00
4440	Leadership Club	0.00	0.00	0.00	0.00	0.00
4450	LEO Club	0.00	0.00	0.00	0.00	0.00
4460	Literary Magazine	0.00	0.00	0.00	0.00	0.00
4470	Manufacturing	0.00	0.00	0.00	0.00	0.00
4480	Mascot Team	0.00	0.00	0.00	0.00	0.00
4485	Math Club	0.00	0.00	0.00	0.00	0.00
4490	M-Club	0.00	0.00	0.00	0.00	0.00
4491	Millard United Rugby	0.00	0.00	0.00	0.00	0.00
4500	Music Club	780.62	0.00	0.00	0.00	780.62
4501	Music-Auditorium	0.00	0.00	0.00	0.00	0.00
4502	Music-Donations	0.00	0.00	0.00	0.00	0.00
4503	Music-Musicals	0.00	0.00	0.00	0.00	0.00
4510	National Honor Society	0.00	0.00	0.00	0.00	0.00
4520	Newspaper	0.00	0.00	0.00	0.00	0.00
4530	Orchestra	0.00	0.00	0.00	0.00	0.00
4531	Orchestra Trip	0.00	0.00	0.00	0.00	0.00
4532	Summer Camps	0.00	0.00	0.00	0.00	0.00
4533	Orchestra Camp	0.00	0.00	0.00	0.00	0.00
4540	Other Clubs	0.00	0.00	0.00	0.00	0.00
4550	Patriot Photo	0.00	0.00	0.00	0.00	0.00
4560	Photography Club	0.00	0.00	0.00	0.00	0.00
4570	Play Production	0.00	0.00	0.00	0.00	0.00
4580	Reading	0.00	0.00	0.00	0.00	0.00
4590	Renaissance Program	0.00	0.00	0.00	0.00	0.00
4600	Robotics & Engineering Club	0.00	0.00	0.00	0.00	0.00
4605	Power Robotics	0.00	0.00	0.00	0.00	0.00
4610	SAFE/DARE/Drug Free	0.00	0.00	0.00	0.00	0.00
4620	Safety Patrol	0.00	0.00	0.00	0.00	0.00
4630	Science Club	0.00	0.00	0.00	0.00	0.00
4631	Science Olympiad	0.00	0.00	0.00	0.00	0.00
4640	Senior Class	0.00	0.00	0.00	0.00	0.00
4641	School Spirit Leaders Club	0.00	0.00	0.00	0.00	0.00
4645	Show Choir	0.00	0.00	0.00	0.00	0.00
4646	Show Choir Competition	0.00	0.00	0.00	0.00	0.00
4647	Show Choir Camp	0.00	0.00	0.00	0.00	0.00
4648	Show Choir Reserve	0.00	0.00	0.00	0.00	0.00
4650	Skills USA	0.00	0.00	0.00	0.00	0.00
4651	HOSA	0.00	0.00	0.00	0.00	0.00
4660	Spanish Club	0.00	0.00	0.00	0.00	0.00
4661	Spanish Honor Society	0.00	0.00	0.00	0.00	0.00



## Current Cash Balance

Sorted by Site ID, Group ID, Activity ID.  
From 08/01/2023 to 08/31/2023.

Site ID Group ID	Site Name Group Name						
Activity ID	Activity Name	Beginning Cash	Receipts	Disbursements	Adjustments	Cash Balance	
4662	Sociedad Honoraria Hispanica	0.00	0.00	0.00	0.00	0.00	
4670	SPARKS	0.00	0.00	0.00	0.00	0.00	
4680	Speech Club	0.00	0.00	0.00	0.00	0.00	
4685	Squashfest	0.00	0.00	0.00	0.00	0.00	
4690	Spirit Shop	0.00	0.00	0.00	0.00	0.00	
4695	STARS	0.00	0.00	0.00	0.00	0.00	
4700	STUCO Workshops	0.00	0.00	0.00	0.00	0.00	
4710	Student Council	56.03	0.00	0.00	0.00	56.03	
4720	Show Choir	0.00	0.00	0.00	0.00	0.00	
4725	Theater Workshop	0.00	0.00	0.00	0.00	0.00	
4726	Unified Sports	0.00	300.00	0.00	0.00	300.00	
4727	Unplugged Club	0.00	0.00	0.00	0.00	0.00	
4728	Unified Club	0.00	0.00	0.00	0.00	0.00	
4729	Unified Classroom	0.00	0.00	0.00	0.00	0.00	
4730	VIA	0.00	0.00	0.00	0.00	0.00	
4740	Volleyball Club	0.00	0.00	0.00	0.00	0.00	
4750	Volunteer Club	0.00	0.00	0.00	0.00	0.00	
4760	World Language	0.00	0.00	0.00	0.00	0.00	
4761	Wolverine Wilds	0.00	0.00	0.00	0.00	0.00	
4770	Yearbook	0.00	0.00	0.00	0.00	0.00	
4780	Youth to Youth	0.00	0.00	0.00	0.00	0.00	
4790	Business Logistics Academy	0.00	0.00	0.00	0.00	0.00	
D Totals:		2,414.19	300.00	0.00	0.00	2,714.19	

# Current Cash Balance

Sorted by Site ID, Group ID, Activity ID.  
From 08/01/2023 to 08/31/2023.

Site ID	Site Name					
Group ID	Group Name					
Activity ID	Activity Name	Beginning Cash	Receipts	Disbursements	Adjustments	Cash Balance
E	ADMINISTRATIVE CUSTODIAL					
5004	Middle School Momentum	0.00	0.00	0.00	0.00	0.00
5005	Activity Express	0.00	0.00	0.00	0.00	0.00
5006	Food Service	0.00	0.00	0.00	0.00	0.00
5007	IB/AP Exams	0.00	0.00	0.00	0.00	0.00
5008	Surplus Sales	0.00	0.00	0.00	0.00	0.00
5009	Friday Folder Advertising	0.00	0.00	0.00	0.00	0.00
5010	After Prom	0.00	0.00	0.00	0.00	0.00
5011	Creative Cottage Crafts	0.00	0.00	0.00	0.00	0.00
5012	Creative Cafe	0.00	0.00	0.00	0.00	0.00
5013	Carnival	0.00	0.00	0.00	0.00	0.00
5015	Circle of Friends	0.00	0.00	0.00	0.00	0.00
5016	Family Events	0.00	0.00	0.00	0.00	0.00
5020	Fines	0.00	0.00	0.00	0.00	0.00
5025	Fines - Library Book	0.00	0.00	0.00	0.00	0.00
5027	Fines-Textbooks	0.00	0.00	0.00	0.00	0.00
5030	Counseling Center	0.00	0.00	0.00	0.00	0.00
5035	Fuel Up to Play 60	0.00	0.00	0.00	0.00	0.00
5040	Fundraising-General	211.32	0.00	0.00	0.00	211.32
5050	HAL	-385.28	0.00	0.00	0.00	-385.28
5055	Hall of Fame	0.00	0.00	0.00	0.00	0.00
5060	Hospitality	30.00	0.00	0.00	0.00	30.00
5062	Ed Services Hospitality	0.00	0.00	0.00	0.00	0.00
5065	Hospitality-VIP	0.00	0.00	0.00	0.00	0.00
5070	Library	0.00	0.00	0.00	0.00	0.00
5075	Mentoring	0.00	0.00	0.00	0.00	0.00
5080	Media	970.08	0.00	0.00	0.00	970.08
5081	MPS App	0.00	0.00	0.00	0.00	0.00
5085	MSAP	0.00	0.00	0.00	0.00	0.00
5090	Montessori	0.00	0.00	0.00	0.00	0.00
5093	Montessori 7/8 Sales	0.00	0.00	0.00	0.00	0.00
5095	Montessori Fundraising	0.00	0.00	0.00	0.00	0.00
5096	MPS Activities Calendar	0.00	0.00	0.00	0.00	0.00
5097	New Frontier	0.00	0.00	0.00	0.00	0.00
5098	NFUSSD	0.00	0.00	0.00	0.00	0.00
5100	Other Adm Custodial	0.00	0.00	0.00	0.00	0.00
5101	Destination Imagination	138.55	0.00	0.00	0.00	138.55
5110	Other Student Activities	0.00	0.00	0.00	0.00	0.00
5112	Montessori Field Trips	0.00	0.00	0.00	0.00	0.00
5113	SBS Field Trips	0.00	0.00	0.00	0.00	0.00
5114	Montessori 6th	0.00	0.00	0.00	0.00	0.00
5115	Field Trips-Curriculum Related	0.00	0.00	0.00	0.00	0.00
5116	Montessori KG	0.00	0.00	0.00	0.00	0.00
5117	Montessori 1-3	0.00	0.00	0.00	0.00	0.00
5118	Montessori 4-5	0.00	0.00	0.00	0.00	0.00

## Current Cash Balance

Sorted by Site ID, Group ID, Activity ID.

From 08/01/2023 to 08/31/2023.

Site ID Group ID	Site Name Group Name	Activity ID	Activity Name	Beginning Cash	Receipts	Disbursements	Adjustments	Cash Balance
5119	Montessori 6-8			0.00	0.00	0.00	0.00	0.00
5120	P.E.			0.00	0.00	0.00	0.00	0.00
5121	KG Field Trips-Curriculum Related			65.12	0.00	0.00	0.00	65.12
5122	1st Grade Field Trips-Curriculum Related			580.29	0.00	0.00	0.00	580.29
5123	2nd Grade Field Trips-Curriculum Related			-153.83	0.00	0.00	0.00	-153.83
5124	3rd Grade Field Trips-Curriculum Related			958.38	0.00	0.00	0.00	958.38
5125	4th Grade Field Trips-Curriculum Related			106.86	0.00	0.00	0.00	106.86
5126	5th Grade Field Trips-Curriculum Related			0.00	0.00	0.00	0.00	0.00
5127	6th Grade Field Trips-Curriculum Related			0.00	0.00	0.00	0.00	0.00
5128	7th Grade Field Trips-Curriculum Related			0.00	0.00	0.00	0.00	0.00
5129	8th Grade Field Trips-Curriculum Related			0.00	0.00	0.00	0.00	0.00
5130	Parking			0.00	0.00	0.00	0.00	0.00
5135	Patriot Post			0.00	0.00	0.00	0.00	0.00
5140	PayBac			0.00	0.00	0.00	0.00	0.00
5141	Field Trips-paybac			0.00	0.00	0.00	0.00	0.00
5142	Preschool			0.00	0.00	0.00	0.00	0.00
5150	Pool Maintenance			0.00	0.00	0.00	0.00	0.00
5160	PSAT Exam			0.00	0.00	0.00	0.00	0.00
5165	Logo Sales			0.00	0.00	0.00	0.00	0.00
5166	SpEd			0.00	0.00	0.00	0.00	0.00
5167	Student ID Card Fee			0.00	0.00	0.00	0.00	0.00
5170	Student Notebooks			0.00	0.00	0.00	0.00	0.00
5171	Literacy			0.00	0.00	0.00	0.00	0.00
5175	Student Scholarships			0.00	0.00	0.00	0.00	0.00
5176	Student Showcase			0.00	0.00	0.00	0.00	0.00
5177	Staff Development			0.00	0.00	0.00	0.00	0.00
5178	STOP Hunger			0.00	0.00	0.00	0.00	0.00
5179	STEM			0.00	0.00	0.00	0.00	0.00
5180	Teacher Fund/Grants			0.00	0.00	0.00	0.00	0.00
5181	Grants			-192.96	0.00	0.00	0.00	-192.96
5182	Behavior Skills Grant			0.00	0.00	0.00	0.00	0.00
5183	SEL Grant			0.00	0.00	0.00	0.00	0.00
5184	Woodhouse Grant			0.00	0.00	0.00	0.00	0.00
5185	Technology			0.00	0.00	0.00	0.00	0.00
5186	Foundation Grant			0.00	0.00	0.00	0.00	0.00
5190	Transcripts			0.00	0.00	0.00	0.00	0.00
5191	6th Grade			0.00	0.00	0.00	0.00	0.00
5192	7th Grade			0.00	0.00	0.00	0.00	0.00
5193	8th Grade			0.00	0.00	0.00	0.00	0.00
5200	Outdoor Learning Environment			0.00	0.00	0.00	0.00	0.00
5205	Vocational			0.00	0.00	0.00	0.00	0.00
5210	Zone			0.00	0.00	0.00	0.00	0.00
5215	Special Events			0.00	0.00	0.00	0.00	0.00
5220	Site Improvements			0.00	0.00	0.00	0.00	0.00
5225	WF Student Donation			0.00	0.00	0.00	0.00	0.00



# Current Cash Balance

Sorted by Site ID, Group ID, Activity ID.  
From 08/01/2023 to 08/31/2023.

Site ID	Site Name					
Group ID	Group Name					
Activity ID	Activity Name	Beginning Cash	Receipts	Disbursements	Adjustments	Cash Balance
5250	Instrument Rental	0.00	0.00	0.00	0.00	0.00
5255	South Swim Lessons	0.00	0.00	0.00	0.00	0.00
5260	North Swim Lessons	0.00	0.00	0.00	0.00	0.00
5265	West Swim Lessons	0.00	0.00	0.00	0.00	0.00
5270	North Open Swim	0.00	0.00	0.00	0.00	0.00
5275	West Open Swim	0.00	0.00	0.00	0.00	0.00
5280	South Open Swim	0.00	0.00	0.00	0.00	0.00
5285	Maintenance Vending	0.00	0.00	0.00	0.00	0.00
5290	Tech Vending	0.00	0.00	0.00	0.00	0.00
5295	Facility Use Rental Fee	0.00	0.00	0.00	0.00	0.00
5300	Facility Use Building Access	0.00	0.00	0.00	0.00	0.00
5305	Facility Use Staffing	0.00	0.00	0.00	0.00	0.00
5310	Check Collection	0.00	0.00	0.00	0.00	0.00

E Totals: 2,328.53 0.00 0.00 0.00 2,328.53

Q	STUDENT FEE FUND					
7000	KG Field Trips	0.00	0.00	0.00	0.00	0.00
7010	1st Grade Field Trips	0.00	0.00	0.00	0.00	0.00
7020	2nd Grade Field Trips	0.00	0.00	0.00	0.00	0.00
7030	3rd Grade Field Trips	0.00	0.00	0.00	0.00	0.00
7040	4th Grade Field Trips	0.00	0.00	0.00	0.00	0.00
7050	5th Grade Field Trips	0.00	0.00	0.00	0.00	0.00
7060	6th Grade Field Trips	0.00	0.00	0.00	0.00	0.00
7070	7th Grade Field Trips	0.00	0.00	0.00	0.00	0.00
7080	8th Grade Field Trips	0.00	0.00	0.00	0.00	0.00
7090	ACP (SpEd) Trips	0.00	0.00	0.00	0.00	0.00
7100	After School Program	0.00	0.00	0.00	0.00	0.00
7110	Montessori PreK	0.00	0.00	0.00	0.00	0.00
7120	Montessori 1-3	0.00	0.00	0.00	0.00	0.00
7130	Montessori 4th & 5th	0.00	0.00	0.00	0.00	0.00
7135	Montessori 6-8	0.00	0.00	0.00	0.00	0.00
7140	Mini-Classes	0.00	0.00	0.00	0.00	0.00
7150	Jumpstart	0.00	0.00	0.00	0.00	0.00
7160	Participation Fees - Athletics	0.00	0.00	0.00	0.00	0.00
7161	Activity-Athletic Pass	0.00	0.00	0.00	0.00	0.00
7170	Participation Fees - Clubs & Orgs	0.00	0.00	0.00	0.00	0.00
7190	Field Trips	0.00	0.00	0.00	0.00	0.00
7195	HAL Field Trips	9.54	0.00	0.00	0.00	9.54
7200	Outdoor Ed	0.00	0.00	0.00	0.00	0.00
7600	Garden Club	0.00	0.00	0.00	0.00	0.00
7900	Field Trips-Other	0.00	0.00	0.00	0.00	0.00
7901	Student Transportation	250.00	0.00	250.00	0.00	0.00

Q Totals: 259.54 0.00 250.00 0.00 9.54

## Current Cash Balance

Sorted by Site ID, Group ID, Activity ID.  
From 08/01/2023 to 08/31/2023.

Site ID Group ID	Site Name Group Name	Activity ID	Activity Name	Beginning Cash	Receipts	Disbursements	Adjustments	Cash Balance
R	AP/IB EXAMS							
	8010		AP Exams	0.00	0.00	0.00	0.00	0.00
	8020		IB Exams	0.00	0.00	0.00	0.00	0.00
			<b>R Totals:</b>	<u>0.00</u>	<u>0.00</u>	<u>0.00</u>	<u>0.00</u>	<u>0.00</u>
S	ATHLETIC							
	9010		Gate Receipts	0.00	0.00	0.00	0.00	0.00
	9020		Cash Reserve	0.00	0.00	0.00	0.00	0.00
	9030		Concessions	0.00	0.00	0.00	0.00	0.00
	9040		Tickets	0.00	0.00	0.00	0.00	0.00
	9050		Athletic-General	0.00	0.00	0.00	0.00	0.00
	9055		Athletics - Projects	0.00	0.00	0.00	0.00	0.00
	9060		Athletic Director	0.00	0.00	0.00	0.00	0.00
	9070		Miscellaneous Receipts	0.00	0.00	0.00	0.00	0.00
	9080		Fundraising-Athletic	0.00	0.00	0.00	0.00	0.00
	9090		Strength & Conditioning	0.00	0.00	0.00	0.00	0.00
	9100		Athletic Training	0.00	0.00	0.00	0.00	0.00
	9110		Activities	0.00	0.00	0.00	0.00	0.00
	9120		Booster Contributions-Girls	0.00	0.00	0.00	0.00	0.00
	9130		Booster Contributions-Boys	0.00	0.00	0.00	0.00	0.00
	9131		Unified Sports Donations	0.00	0.00	0.00	0.00	0.00
	9140		Metro Tournament	0.00	0.00	0.00	0.00	0.00
			<b>S Totals:</b>	<u>0.00</u>	<u>0.00</u>	<u>0.00</u>	<u>0.00</u>	<u>0.00</u>
			<b>Wheeler Activity Totals:</b>	<u>5,364.82</u>	<u>2,556.07</u>	<u>259.05</u>	<u>0.00</u>	<u>7,661.84</u>

	Begin Balance	Transfers	Receipts	Disbursements	Adjustments	End Balance
Wheeler Checking:			2,556.07	259.05		
Wheeler Investment:						
Wheeler Bank Balances:	5,364.82		2,556.07	259.05	0.00	7,661.84

# Current Cash Balance

Sorted by Site ID, Group ID, Activity ID.

From 08/01/2023 to 08/31/2023.

Site ID	Site Name					
Group ID	Group Name					
Activity ID	Activity Name	Beginning Cash	Receipts	Disbursements	Adjustments	Cash Balance
Willowd	Willowdale Elementary					
A	ACTIVITY GENERAL					
1010	General Admin	12,391.04	915.31	0.00	0.00	13,306.35
1018	School Pay Fees	26.46	0.00	0.00	0.00	26.46
1030	Staff Vending	28.22	0.00	0.00	0.00	28.22
1040	Donations	221.87	0.00	0.00	0.00	221.87
1043	Playground	0.00	0.00	0.00	0.00	0.00
1105	Laptop Insurance	372.97	645.00	0.00	0.00	1,017.97
1106	Laptop Loss/Damage	0.00	23.22	0.00	0.00	23.22
A Totals:		13,040.56	1,583.53	0.00	0.00	14,624.09
D	CLUBS AND ORGANIZATIONS					
4040	Art	0.00	0.00	0.00	0.00	0.00
4140	Choir	0.00	0.00	0.00	0.00	0.00
4230	Environmental Club	0.00	0.00	0.00	0.00	0.00
4500	Music Club	0.00	0.00	0.00	0.00	0.00
4710	Student Council	2,861.63	0.00	0.00	0.00	2,861.63
D Totals:		2,861.63	0.00	0.00	0.00	2,861.63
E	ADMINISTRATIVE CUSTODIAL					
5040	Fundraising-General	245.35	0.00	0.00	0.00	245.35
5050	HAL	0.00	0.00	0.00	0.00	0.00
5080	Media	10,439.25	95.05	0.00	0.00	10,534.30
5100	Other Adm Custodial	240.33	0.00	0.00	0.00	240.33
5110	Other Student Activities	0.00	0.00	0.00	0.00	0.00
5120	P.E.	395.38	0.00	0.00	0.00	395.38
5121	KG Field Trips-Curriculum Related	0.00	0.00	0.00	0.00	0.00
5122	1st Grade Field Trips-Curriculum Related	0.00	0.00	0.00	0.00	0.00
5123	2nd Grade Field Trips-Curriculum Related	0.00	0.00	0.00	0.00	0.00
5124	3rd Grade Field Trips-Curriculum Related	360.30	0.00	0.00	0.00	360.30
5125	4th Grade Field Trips-Curriculum Related	0.00	0.00	0.00	0.00	0.00
5126	5th Grade Field Trips-Curriculum Related	430.99	0.00	0.00	0.00	430.99
5180	Teacher Fund/Grants	212.37	0.00	0.00	0.00	212.37
5200	Outdoor Learning Environment	31.89	0.00	0.00	0.00	31.89
E Totals:		12,355.86	95.05	0.00	0.00	12,450.91
Q	STUDENT FEE FUND					
7900	Field Trips-Other	0.00	0.00	0.00	0.00	0.00
7901	Student Transportation	0.00	0.00	0.00	0.00	0.00
Q Totals:		0.00	0.00	0.00	0.00	0.00
S	ATHLETIC					
9055	Athletics - Projects	0.00	0.00	0.00	0.00	0.00
S Totals:		0.00	0.00	0.00	0.00	0.00



## Current Cash Balance

Sorted by Site ID, Group ID, Activity ID.  
From 08/01/2023 to 08/31/2023.

Site ID	Site Name						
Group ID	Group Name						
Activity ID	Activity Name	Beginning Cash	Receipts	Disbursements	Adjustments	Cash Balance	

Willowdale Activity Totals:	28,258.05	1,678.58	0.00	0.00	29,936.63
-----------------------------	-----------	----------	------	------	-----------

	Begin Balance	Transfers	Receipts	Disbursements	Adjustments	End Balance
Willowdale Checking:			1,678.58	0.00		
Willowdale Investment:						
Willowdale Bank Balances:	28,258.05		1,678.58	0.00	0.00	29,936.63

Report Activity Totals:	4,316,243.76	1,192,944.31	821,276.26	0.20	4,687,912.01
-------------------------	--------------	--------------	------------	------	--------------

## Current Cash Balance

Sorted by Site ID, Group ID, Activity ID.

From 08/01/2023 to 08/31/2023.

Site ID	Site Name						
Group ID	Group Name						
Activity ID	Activity Name	Beginning Cash	Receipts	Disbursements	Adjustments	Cash Balance	
<b>AMS</b>	<b>Andersen Middle School</b>						
<b>A</b>	<b>ACTIVITY GENERAL</b>						
1010	General Admin	867.97	1,184.27	0.00	0.00	2,052.24	
1016	Rev Trak Fees	0.00	0.00	0.00	0.00	0.00	
1018	School Pay Fees	361.50	685.28	0.00	0.00	1,046.78	
1025	Savings	0.00	0.00	0.00	0.00	0.00	
1030	Staff Vending	445.65	0.00	0.00	0.00	445.65	
1035	Student Vending	1,177.74	0.00	0.00	0.00	1,177.74	
1056	Wolverine Den	446.54	0.00	0.00	0.00	446.54	
1105	Laptop Insurance	1,540.00	7,800.00	0.00	0.00	9,340.00	
1106	Laptop Loss/Damage	3,750.00	544.00	0.00	0.00	4,294.00	
1170	Wellness	110.59	1,080.00	41.97	0.00	1,148.62	
<b>A Totals:</b>		<b>8,699.99</b>	<b>11,293.55</b>	<b>41.97</b>	<b>0.00</b>	<b>19,951.57</b>	
<b>B</b>	<b>Athletics-Girls</b>						
2013	Misc. Expenditures - Girls	11,646.87	0.00	70.00	0.00	11,576.87	
<b>B Totals:</b>		<b>11,646.87</b>	<b>0.00</b>	<b>70.00</b>	<b>0.00</b>	<b>11,576.87</b>	
<b>C</b>	<b>Athletics-Boys</b>						
3003	Entry Fees - Boys	0.00	0.00	0.00	0.00	0.00	
3013	Misc. Expenditures - Boys	3,402.17	0.00	360.00	0.00	3,042.17	
<b>C Totals:</b>		<b>3,402.17</b>	<b>0.00</b>	<b>360.00</b>	<b>0.00</b>	<b>3,042.17</b>	



# Current Cash Balance

Sorted by Site ID, Group ID, Activity ID.

From 08/01/2023 to 08/31/2023.

Site ID	Site Name					
Group ID	Group Name					
Activity ID	Activity Name	Beginning Cash	Receipts	Disbursements	Adjustments	Cash Balance
<b>D</b>	<b>CLUBS AND ORGANIZATIONS</b>					
4040	Art	0.00	75.00	0.00	0.00	75.00
4060	Band	6,316.55	0.00	0.00	0.00	6,316.55
4080	Book Club	213.17	0.00	0.00	0.00	213.17
4100	Builders Club	178.32	0.00	0.00	0.00	178.32
4170	Cross Country Club	2,598.36	0.00	310.00	0.00	2,288.36
4215	Diversity	40.30	304.00	0.00	0.00	344.30
4220	Drama Club	1,574.18	0.00	0.00	0.00	1,574.18
4260	FCS Club	1,878.95	0.00	0.00	0.00	1,878.95
4370	Industrial Arts	18,019.71	699.00	0.00	0.00	18,718.71
4440	Leadership Club	41.42	0.00	0.00	0.00	41.42
4500	Music Club	3,800.70	0.00	81.62	0.00	3,719.08
4530	Orchestra	992.64	0.00	0.00	0.00	992.64
4540	Other Clubs	0.00	0.00	0.00	0.00	0.00
4560	Photography Club	79.58	0.00	0.00	0.00	79.58
4600	Robotics & Engineering Club	0.00	0.00	0.00	0.00	0.00
4647	Show Choir Camp	0.00	0.00	0.00	0.00	0.00
4710	Student Council	6,163.48	0.00	0.00	0.00	6,163.48
4726	Unified Sports	50.00	0.00	0.00	0.00	50.00
4727	Unplugged Club	1,063.76	0.00	0.00	0.00	1,063.76
4729	Unified Classroom	0.00	0.00	0.00	0.00	0.00
4761	Wolverine Wilds	0.00	0.00	0.00	0.00	0.00
4770	Yearbook	2,851.74	7,990.00	0.00	0.00	10,841.74
4780	Youth to Youth	1,000.10	0.00	0.00	0.00	1,000.10
<b>D Totals:</b>		<b>46,862.96</b>	<b>9,068.00</b>	<b>391.62</b>	<b>0.00</b>	<b>55,539.34</b>
<b>E</b>	<b>ADMINISTRATIVE CUSTODIAL</b>					
5020	Fines	6,335.07	0.00	0.00	0.00	6,335.07
5030	Counseling Center	0.00	0.00	0.00	0.00	0.00
5040	Fundraising-General	1,654.43	1,516.90	839.97	0.00	2,331.36
5050	HAL	299.06	0.00	0.00	0.00	299.06
5060	Hospitality	3.15	0.00	0.00	0.00	3.15
5070	Library	1,436.31	40.19	98.48	0.00	1,378.02
5100	Other Adm Custodial	0.00	0.00	0.00	0.00	0.00
5110	Other Student Activities	897.03	0.00	67.92	0.00	829.11
5115	Field Trips-Curriculum Related	0.00	0.00	0.00	0.00	0.00
5120	P.E.	711.61	0.00	0.00	0.00	711.61
5127	6th Grade Field Trips-Curriculum Related	0.00	0.00	0.00	0.00	0.00
5128	7th Grade Field Trips-Curriculum Related	0.00	0.00	0.00	0.00	0.00
5129	8th Grade Field Trips-Curriculum Related	0.00	0.00	0.00	0.00	0.00
5165	Logo Sales	1,000.90	1,020.00	0.00	0.00	2,020.90
5181	Grants	0.00	0.00	0.00	0.00	0.00
5215	Special Events	0.00	0.00	0.00	0.00	0.00
<b>E Totals:</b>		<b>12,337.56</b>	<b>2,577.09</b>	<b>1,006.37</b>	<b>0.00</b>	<b>13,908.28</b>

## Current Cash Balance

Sorted by Site ID, Group ID, Activity ID.  
From 08/01/2023 to 08/31/2023.

Site ID Group ID	Site Name Group Name	Activity ID	Activity Name	Beginning Cash	Receipts	Disbursements	Adjustments	Cash Balance
Q	STUDENT FEE FUND							
	7060		6th Grade Field Trips	0.00	0.00	0.00	0.00	0.00
	7070		7th Grade Field Trips	0.00	0.00	0.00	0.00	0.00
	7080		8th Grade Field Trips	0.00	0.00	0.00	0.00	0.00
	7100		After School Program	4,370.00	10,785.00	0.00	0.00	15,155.00
	7150		Jumpstart	2,621.69	1,630.00	0.00	0.00	4,251.69
	7160		Participation Fees - Athletics	1,390.00	2,320.00	0.00	0.00	3,710.00
	7170		Participation Fees - Clubs & Orgs	705.00	1,210.00	0.00	0.00	1,915.00
	7190		Field Trips	0.00	0.00	0.00	0.00	0.00
	7195		HAL Field Trips	0.00	0.00	0.00	0.00	0.00
	7900		Field Trips-Other	0.00	0.00	0.00	0.00	0.00
	7901		Student Transportation	8,639.50	7,887.50	0.00	0.00	16,527.00
Q Totals:				17,726.19	23,832.50	0.00	0.00	41,558.69
S	ATHLETIC							
	9050		Athletic-General	5,061.79	0.00	0.00	0.00	5,061.79
	9070		Miscellaneous Receipts	0.00	0.00	0.00	0.00	0.00
S Totals:				5,061.79	0.00	0.00	0.00	5,061.79
AMS Activity Totals:				105,737.53	46,771.14	1,869.96	0.00	150,638.71
<hr/>								
		Begin Balance	Transfers	Receipts	Disbursements	Adjustments	End Balance	
	AMS Checking:			46,771.14	1,869.96			
	AMS Investment:							
	AMS Bank Balances:	105,737.53		46,771.14	1,869.96	0.00	150,638.71	

# Current Cash Balance

Sorted by Site ID, Group ID, Activity ID.

From 08/01/2023 to 08/31/2023.

Site ID	Site Name						
Group ID	Group Name						
Activity ID	Activity Name	Beginning Cash	Receipts	Disbursements	Adjustments	Cash Balance	
<b>BMS</b>	<b>Beadle Middle School</b>						
<b>A</b>	<b>ACTIVITY GENERAL</b>						
1010	General Admin	5,414.35	1,147.94	1,270.99	0.00	5,291.30	
1016	Rev Trak Fees	0.00	0.00	0.00	0.00	0.00	
1017	Returned Checks	0.00	0.00	0.00	0.00	0.00	
1018	School Pay Fees	2,163.93	1,195.82	0.00	0.00	3,359.75	
1025	Savings	3,886.19	0.00	0.00	0.00	3,886.19	
1030	Staff Vending	398.00	0.00	0.00	0.00	398.00	
1035	Student Vending	100.22	0.00	0.00	0.00	100.22	
1040	Donations	3,933.23	1,435.00	0.00	0.00	5,368.23	
1049	Food Pantry	291.59	0.00	0.00	0.00	291.59	
1052	Service Learning	132.55	0.00	0.00	0.00	132.55	
1070	Start Up Cash	0.00	0.00	0.00	0.00	0.00	
1080	Next Year Monies	346.44	0.00	0.00	0.00	346.44	
1105	Laptop Insurance	3,000.00	980.00	3,380.00	0.00	600.00	
1106	Laptop Loss/Damage	249.00	9,073.00	492.00	0.00	8,830.00	
1170	Wellness	123.50	0.00	0.00	0.00	123.50	
<b>A Totals:</b>		<b>20,039.00</b>	<b>13,831.76</b>	<b>5,142.99</b>	<b>0.00</b>	<b>28,727.77</b>	
<b>B</b>	<b>Athletics-Girls</b>						
2013	Misc. Expenditures - Girls	63.23	0.00	0.00	0.00	63.23	
<b>B Totals:</b>		<b>63.23</b>	<b>0.00</b>	<b>0.00</b>	<b>0.00</b>	<b>63.23</b>	
<b>C</b>	<b>Athletics-Boys</b>						
3004	Equipment - Boys	0.00	0.00	0.00	0.00	0.00	
3013	Misc. Expenditures - Boys	1,952.77	0.00	0.00	0.00	1,952.77	
<b>C Totals:</b>		<b>1,952.77</b>	<b>0.00</b>	<b>0.00</b>	<b>0.00</b>	<b>1,952.77</b>	

# Current Cash Balance

Sorted by Site ID, Group ID, Activity ID.  
From 08/01/2023 to 08/31/2023.

Site ID	Site Name					
Group ID	Group Name					
Activity ID	Activity Name	Beginning Cash	Receipts	Disbursements	Adjustments	Cash Balance
D	CLUBS AND ORGANIZATIONS					
4040	Art	0.68	0.00	0.00	0.00	0.68
4060	Band	196.72	0.00	0.00	0.00	196.72
4170	Cross Country Club	622.96	0.00	0.00	0.00	622.96
4181	Coffee Cart	2,400.60	0.00	0.00	0.00	2,400.60
4190	Dance	3.71	0.00	0.00	0.00	3.71
4200	Debate Team	-6.59	0.00	0.00	0.00	-6.59
4214	Unified Activities	2,903.44	0.00	0.00	0.00	2,903.44
4220	Drama Club	0.00	0.00	0.00	0.00	0.00
4230	Environmental Club	290.12	0.00	0.00	0.00	290.12
4260	FCS Club	258.54	0.00	0.00	0.00	258.54
4320	Educators Rising	0.00	0.00	0.00	0.00	0.00
4324	Esports	-66.40	230.00	0.00	0.00	163.60
4345	Craft Club	-121.54	0.00	0.00	0.00	-121.54
4370	Industrial Arts	6,644.93	101.00	0.00	0.00	6,745.93
4500	Music Club	3,109.03	1,373.50	0.00	0.00	4,482.53
4540	Other Clubs	90.00	0.00	0.00	0.00	90.00
4570	Play Production	6,006.90	0.00	0.00	0.00	6,006.90
4630	Science Club	149.30	0.00	0.00	0.00	149.30
4631	Science Olympiad	0.00	0.00	0.00	0.00	0.00
4645	Show Choir	443.17	7,910.00	0.00	0.00	8,353.17
4647	Show Choir Camp	27,856.71	0.00	0.00	0.00	27,856.71
4690	Spirit Shop	2,561.64	322.00	0.00	0.00	2,883.64
4710	Student Council	2,938.73	0.00	0.00	0.00	2,938.73
4770	Yearbook	4,278.03	33.00	35.00	0.00	4,276.03
4780	Youth to Youth	255.32	0.00	0.00	0.00	255.32
D Totals:		60,816.00	9,969.50	35.00	0.00	70,750.50



# Current Cash Balance

Sorted by Site ID, Group ID, Activity ID.  
From 08/01/2023 to 08/31/2023.

Site ID Group ID	Site Name Group Name	Activity ID	Activity Name	Beginning Cash	Receipts	Disbursements	Adjustments	Cash Balance
<b>E</b>	<b>ADMINISTRATIVE CUSTODIAL</b>							
	5020		Fines	874.77	0.00	0.00	0.00	874.77
	5025		Fines - Library Book	3,055.76	0.00	0.00	0.00	3,055.76
	5027		Fines-Textbooks	417.92	0.00	0.00	0.00	417.92
	5030		Counseling Center	183.85	0.00	0.00	0.00	183.85
	5040		Fundraising-General	0.00	0.00	0.00	0.00	0.00
	5050		HAL	231.74	0.00	0.00	0.00	231.74
	5060		Hospitality	108.95	125.00	0.00	0.00	233.95
	5070		Library	1,222.54	0.00	0.00	0.00	1,222.54
	5115		Field Trips-Curriculum Related	0.00	0.00	0.00	0.00	0.00
	5120		P.E.	1,999.75	0.00	0.00	0.00	1,999.75
	5127		6th Grade Field Trips-Curriculum Related	20.70	0.00	0.00	0.00	20.70
	5128		7th Grade Field Trips-Curriculum Related	107.16	0.00	0.00	0.00	107.16
	5129		8th Grade Field Trips-Curriculum Related	150.15	0.00	0.00	0.00	150.15
	5166		SpEd	666.16	0.00	0.00	0.00	666.16
	5180		Teacher Fund/Grants	103.20	0.00	0.00	0.00	103.20
	5215		Special Events	368.17	0.00	0.00	0.00	368.17
	5220		Site Improvements	475.83	0.00	0.00	0.00	475.83
<b>E Totals:</b>				<b>9,986.65</b>	<b>125.00</b>	<b>0.00</b>	<b>0.00</b>	<b>10,111.65</b>
<b>Q</b>	<b>STUDENT FEE FUND</b>							
	7060		6th Grade Field Trips	0.00	0.00	0.00	0.00	0.00
	7100		After School Program	0.00	0.00	0.00	0.00	0.00
	7150		Jumpstart	3,657.20	250.00	105.20	0.00	3,802.00
	7160		Participation Fees - Athletics	10,316.02	4,480.73	310.00	0.00	14,486.75
	7170		Participation Fees - Clubs & Orgs	0.00	410.00	0.00	0.00	410.00
	7190		Field Trips	0.00	0.00	0.00	0.00	0.00
	7195		HAL Field Trips	0.00	0.00	0.00	0.00	0.00
	7901		Student Transportation	25,982.50	14,996.50	27,202.50	0.00	13,776.50
<b>Q Totals:</b>				<b>39,955.72</b>	<b>20,137.23</b>	<b>27,617.70</b>	<b>0.00</b>	<b>32,475.25</b>
<b>S</b>	<b>ATHLETIC</b>							
	9070		Miscellaneous Receipts	0.00	0.00	0.00	0.00	0.00
<b>S Totals:</b>				<b>0.00</b>	<b>0.00</b>	<b>0.00</b>	<b>0.00</b>	<b>0.00</b>
<b>BMS Activity Totals:</b>				<b>132,813.37</b>	<b>44,063.49</b>	<b>32,795.69</b>	<b>0.00</b>	<b>144,081.17</b>

	Begin Balance	Transfers	Receipts	Disbursements	Adjustments	End Balance
BMS Checking:			44,063.49	32,795.69		
BMS Investment:						
BMS Bank Balances:	132,813.37		44,063.49	32,795.69	0.00	144,081.17

# Current Cash Balance

Sorted by Site ID, Group ID, Activity ID.  
From 08/01/2023 to 08/31/2023.

Site ID	Site Name					
Group ID	Group Name					
Activity ID	Activity Name	Beginning Cash	Receipts	Disbursements	Adjustments	Cash Balance
<b>CMS</b>	<b>Central Middle School</b>					
<b>A</b>	<b>ACTIVITY GENERAL</b>					
1010	General Admin	14,853.82	238.54	910.03	0.00	14,182.33
1016	Rev Trak Fees	9.26	0.00	0.00	0.00	9.26
1018	School Pay Fees	287.68	-795.64	0.00	0.20	-507.76
1025	Savings	0.00	0.00	0.00	0.00	0.00
1030	Staff Vending	1,266.05	18.48	0.00	0.00	1,284.53
1035	Student Vending	247.98	0.00	0.00	0.00	247.98
1040	Donations	937.77	120.00	0.00	0.00	1,057.77
1049	Food Pantry	0.00	0.00	0.00	0.00	0.00
1050	Projects/Support	0.00	0.00	0.00	0.00	0.00
1080	Next Year Monies	0.00	5,076.00	0.00	0.00	5,076.00
1105	Laptop Insurance	1,860.00	4,460.00	0.00	0.00	6,320.00
1106	Laptop Loss/Damage	100.00	379.00	0.00	0.00	479.00
1107	Laptop Insurance-YAP/Project Search	0.00	0.00	0.00	0.00	0.00
1108	Laptop Loss-Damage YAP/Project Search	8.29	0.00	0.00	0.00	8.29
<b>A Totals:</b>		<b>19,570.85</b>	<b>9,496.38</b>	<b>910.03</b>	<b>0.20</b>	<b>28,157.40</b>
<b>B</b>	<b>Athletics-Girls</b>					
2013	Misc. Expenditures - Girls	-3,994.96	0.00	68.00	4,560.00	497.04
<b>B Totals:</b>		<b>-3,994.96</b>	<b>0.00</b>	<b>68.00</b>	<b>4,560.00</b>	<b>497.04</b>
<b>C</b>	<b>Athletics-Boys</b>					
3003	Entry Fees - Boys	0.00	0.00	0.00	0.00	0.00
3013	Misc. Expenditures - Boys	-474.97	0.00	3,557.60	5,965.00	1,932.43
<b>C Totals:</b>		<b>-474.97</b>	<b>0.00</b>	<b>3,557.60</b>	<b>5,965.00</b>	<b>1,932.43</b>

# Current Cash Balance

Sorted by Site ID, Group ID, Activity ID.  
From 08/01/2023 to 08/31/2023.

Site ID Group ID	Site Name Group Name	Activity ID	Activity Name	Beginning Cash	Receipts	Disbursements	Adjustments	Cash Balance
D	CLUBS AND ORGANIZATIONS							
4010	40 Assets			0.00	0.00	0.00	0.00	0.00
4040	Art			35.66	0.00	0.00	0.00	35.66
4059	Band Camp			0.00	0.00	0.00	0.00	0.00
4060	Band			21.62	0.00	0.00	0.00	21.62
4062	Band Trip			0.00	0.00	0.00	0.00	0.00
4090	Bowling Club			150.94	0.00	0.00	0.00	150.94
4140	Choir			1,779.01	0.00	0.00	0.00	1,779.01
4170	Cross Country Club			658.36	0.00	0.00	0.00	658.36
4220	Drama Club			2,618.56	0.00	0.00	300.00	2,918.56
4260	FCS Club			287.32	0.00	0.00	0.00	287.32
4370	Industrial Arts			1,630.36	0.00	0.00	0.00	1,630.36
4500	Music Club			871.72	650.00	0.00	143.20	1,664.92
4530	Orchestra			7,725.30	110.00	6.00	0.00	7,829.30
4540	Other Clubs			1,235.25	0.00	0.00	0.00	1,235.25
4670	SPARKS			183.57	0.00	0.00	0.00	183.57
4710	Student Council			2,150.78	0.00	0.00	0.00	2,150.78
4760	World Language			0.00	0.00	0.00	0.00	0.00
4770	Yearbook			74.54	3,850.00	0.00	0.00	3,924.54
D Totals:				19,422.99	4,610.00	6.00	443.20	24,470.19



# Current Cash Balance

Sorted by Site ID, Group ID, Activity ID.

From 08/01/2023 to 08/31/2023.

Site ID Group ID	Site Name Group Name	Activity ID	Activity Name	Beginning Cash	Receipts	Disbursements	Adjustments	Cash Balance
E	ADMINISTRATIVE CUSTODIAL							
	5015		Circle of Friends	471.65	0.00	0.00	0.00	471.65
	5020		Fines	339.56	0.00	0.00	0.00	339.56
	5027		Fines-Textbooks	185.60	0.00	0.00	0.00	185.60
	5040		Fundraising-General	17,746.27	616.67	1,498.00	0.00	16,864.94
	5050		HAL	0.00	0.00	0.00	0.00	0.00
	5060		Hospitality	0.00	0.00	0.00	0.00	0.00
	5070		Library	3,200.21	140.93	0.00	0.00	3,341.14
	5075		Mentoring	135.88	0.00	0.00	0.00	135.88
	5085		MSAP	0.00	0.00	0.00	0.00	0.00
	5090		Montessori	0.00	0.00	0.00	0.00	0.00
	5093		Montessori 7/8 Sales	0.00	0.00	0.00	0.00	0.00
	5095		Montessori Fundraising	0.00	0.00	0.00	0.00	0.00
	5100		Other Adm Custodial	0.00	0.00	0.00	0.00	0.00
	5110		Other Student Activities	1,088.52	0.00	0.00	0.00	1,088.52
	5115		Field Trips-Curriculum Related	293.90	0.00	0.00	-143.20	150.70
	5119		Montessori 6-8	0.00	0.00	0.00	0.00	0.00
	5120		P.E.	0.00	0.00	0.00	0.00	0.00
	5127		6th Grade Field Trips-Curriculum Related	215.09	0.00	0.00	-96.09	119.00
	5128		7th Grade Field Trips-Curriculum Related	356.15	0.00	0.00	-22.06	334.09
	5129		8th Grade Field Trips-Curriculum Related	418.72	0.00	0.00	118.15	536.87
	5140		PayBac	16.48	0.00	0.00	0.00	16.48
	5170		Student Notebooks	0.00	0.00	0.00	0.00	0.00
	5180		Teacher Fund/Grants	3,358.84	0.00	0.00	0.00	3,358.84
	5185		Technology	0.00	0.00	0.00	0.00	0.00
	5210		Zone	377.83	350.00	0.00	0.00	727.83
E Totals:				28,204.70	1,107.60	1,498.00	-143.20	27,671.10
Q	STUDENT FEE FUND							
	7060		6th Grade Field Trips	0.00	0.00	0.00	0.00	0.00
	7070		7th Grade Field Trips	0.00	0.00	0.00	0.00	0.00
	7080		8th Grade Field Trips	0.00	0.00	0.00	0.00	0.00
	7135		Montessori 6-8	0.00	0.00	0.00	0.00	0.00
	7150		Jumpstart	313.69	0.00	0.00	0.00	313.69
	7160		Participation Fees - Athletics	10,525.00	270.00	0.00	-10,525.00	270.00
	7170		Participation Fees - Clubs & Orgs	300.00	45.00	0.00	-300.00	45.00
	7195		HAL Field Trips	0.00	0.00	0.00	0.00	0.00
	7200		Outdoor Ed	0.00	0.00	0.00	0.00	0.00
	7900		Field Trips-Other	9.00	0.00	0.00	0.00	9.00
	7901		Student Transportation	10,104.52	9,836.79	0.00	0.00	19,941.31
Q Totals:				21,252.21	10,151.79	0.00	-10,825.00	20,579.00

## Current Cash Balance

Sorted by Site ID, Group ID, Activity ID.  
From 08/01/2023 to 08/31/2023.

Site ID	Site Name						
Group ID	Group Name						
Activity ID	Activity Name	Beginning Cash	Receipts	Disbursements	Adjustments	Cash Balance	
S	ATHLETIC						
9030	Concessions	1,483.65	0.00	0.00	0.00	1,483.65	
9050	Athletic-General	1,911.56	0.00	0.00	0.00	1,911.56	
9070	Miscellaneous Receipts	990.16	146.00	0.00	0.00	1,136.16	
9080	Fundraising-Athletic	2,584.25	0.00	0.00	0.00	2,584.25	
S Totals:		6,969.62	146.00	0.00	0.00	7,115.62	
CMS Activity Totals:		90,950.44	25,511.77	6,039.63	0.20	110,422.78	

	Begin Balance	Transfers	Receipts	Disbursements	Adjustments	End Balance
CMS Checking:			25,511.77	6,039.63		
CMS Investment:						
CMS Bank Balances:	90,950.44		25,511.77	6,039.63	0.20	110,422.78

# Current Cash Balance

Sorted by Site ID, Group ID, Activity ID.  
From 08/01/2023 to 08/31/2023.

Site ID	Site Name					
Group ID	Group Name					
Activity ID	Activity Name	Beginning Cash	Receipts	Disbursements	Adjustments	Cash Balance
<b>KMS</b>	<b>Kiewit Middle School</b>					
<b>A</b>	<b>ACTIVITY GENERAL</b>					
1010	General Admin	2,687.31	0.00	0.00	0.00	2,687.31
1016	Rev Trak Fees	2.16	0.00	0.00	0.00	2.16
1018	School Pay Fees	772.35	1,422.84	1,473.87	0.00	721.32
1025	Savings	41,057.86	0.00	0.00	0.00	41,057.86
1030	Staff Vending	0.00	0.00	45.00	0.00	-45.00
1035	Student Vending	5,459.32	939.00	3,288.56	0.00	3,109.76
1049	Food Pantry	340.00	0.00	0.00	0.00	340.00
1050	Projects/Support	12,695.93	0.00	0.00	0.00	12,695.93
1105	Laptop Insurance	7,127.00	12,003.60	0.00	0.00	19,130.60
1106	Laptop Loss/Damage	587.50	337.00	0.00	0.00	924.50
<b>A Totals:</b>		<b>70,729.43</b>	<b>14,702.44</b>	<b>4,807.43</b>	<b>0.00</b>	<b>80,624.44</b>
<b>B</b>	<b>Athletics-Girls</b>					
2013	Misc. Expenditures - Girls	0.00	0.00	0.00	0.00	0.00
<b>B Totals:</b>		<b>0.00</b>	<b>0.00</b>	<b>0.00</b>	<b>0.00</b>	<b>0.00</b>
<b>C</b>	<b>Athletics-Boys</b>					
3003	Entry Fees - Boys	0.00	0.00	0.00	0.00	0.00
3013	Misc. Expenditures - Boys	0.00	0.00	0.00	0.00	0.00
3052	Camps - Boys Basketball	0.00	0.00	0.00	0.00	0.00
<b>C Totals:</b>		<b>0.00</b>	<b>0.00</b>	<b>0.00</b>	<b>0.00</b>	<b>0.00</b>
<b>D</b>	<b>CLUBS AND ORGANIZATIONS</b>					
4040	Art	453.49	0.00	0.00	0.00	453.49
4060	Band	1,632.48	0.00	0.00	0.00	1,632.48
4130	Chess Club	0.00	0.00	0.00	0.00	0.00
4220	Drama Club	2,976.62	0.00	0.00	0.00	2,976.62
4260	FCS Club	911.11	0.00	98.73	0.00	812.38
4324	Esports	68.29	480.00	0.00	0.00	548.29
4370	Industrial Arts	9,509.81	94.00	8,309.32	0.00	1,294.49
4380	International Club	0.00	0.00	0.00	0.00	0.00
4500	Music Club	54.32	140.00	0.00	0.00	194.32
4540	Other Clubs	1.80	0.00	0.00	0.00	1.80
4630	Science Club	373.29	0.00	0.00	0.00	373.29
4680	Speech Club	152.23	0.00	0.00	0.00	152.23
4710	Student Council	4,527.94	0.00	599.71	0.00	3,928.23
4750	Volunteer Club	2,053.40	0.00	0.00	0.00	2,053.40
4770	Yearbook	9,835.62	7,564.99	129.30	0.00	17,271.31
4780	Youth to Youth	0.00	0.00	0.00	0.00	0.00
<b>D Totals:</b>		<b>32,550.40</b>	<b>8,278.99</b>	<b>9,137.06</b>	<b>0.00</b>	<b>31,692.33</b>



# Current Cash Balance

Sorted by Site ID, Group ID, Activity ID.  
From 08/01/2023 to 08/31/2023.

Site ID Group ID	Site Name Group Name	Activity ID	Activity Name	Beginning Cash	Receipts	Disbursements	Adjustments	Cash Balance
<b>E</b>	<b>ADMINISTRATIVE CUSTODIAL</b>							
	5027		Fines-Textbooks	8.00	0.00	0.00	0.00	8.00
	5040		Fundraising-General	638.94	277.18	384.77	0.00	531.35
	5050		HAL	395.91	0.00	0.00	0.00	395.91
	5060		Hospitality	656.85	0.00	0.00	0.00	656.85
	5070		Library	7,460.19	83.08	0.00	0.00	7,543.27
	5100		Other Adm Custodial	0.00	0.00	0.00	0.00	0.00
	5115		Field Trips-Curriculum Related	5,687.66	0.00	0.00	0.00	5,687.66
	5120		P.E.	928.80	0.00	0.00	0.00	928.80
	5127		6th Grade Field Trips-Curriculum Related	0.00	0.00	0.00	0.00	0.00
	5128		7th Grade Field Trips-Curriculum Related	30.00	0.00	0.00	0.00	30.00
	5129		8th Grade Field Trips-Curriculum Related	0.00	0.00	0.00	0.00	0.00
	5140		PayBac	3,374.79	0.00	0.00	0.00	3,374.79
	5165		Logo Sales	2,326.80	0.00	0.00	0.00	2,326.80
	5175		Student Scholarships	1,036.06	0.00	1,000.00	0.00	36.06
	5180		Teacher Fund/Grants	363.01	0.00	0.00	0.00	363.01
	5181		Grants	500.00	500.00	0.00	0.00	1,000.00
	5185		Technology	0.00	0.00	0.00	0.00	0.00
	5186		Foundation Grant	500.00	0.00	0.00	0.00	500.00
	5191		6th Grade	0.00	0.00	0.00	0.00	0.00
	5192		7th Grade	0.00	0.00	0.00	0.00	0.00
	5193		8th Grade	0.00	0.00	0.00	0.00	0.00
<b>E Totals:</b>				<b>23,907.01</b>	<b>860.26</b>	<b>1,384.77</b>	<b>0.00</b>	<b>23,382.50</b>
<b>Q</b>	<b>STUDENT FEE FUND</b>							
	7060		6th Grade Field Trips	0.00	0.00	0.00	0.00	0.00
	7070		7th Grade Field Trips	0.00	0.00	0.00	0.00	0.00
	7080		8th Grade Field Trips	0.00	0.00	0.00	0.00	0.00
	7100		After School Program	59,466.61	9,920.00	3,990.82	0.00	65,395.79
	7140		Mini-Classes	0.00	0.00	0.00	0.00	0.00
	7150		Jumpstart	0.00	0.00	0.00	0.00	0.00
	7160		Participation Fees - Athletics	2,339.15	4,480.00	0.00	0.00	6,819.15
	7170		Participation Fees - Clubs & Orgs	124.00	605.00	0.00	0.00	729.00
	7195		HAL Field Trips	0.00	0.00	0.00	0.00	0.00
	7901		Student Transportation	23,962.50	7,912.50	31,775.00	0.00	100.00
<b>Q Totals:</b>				<b>85,892.26</b>	<b>22,917.50</b>	<b>35,765.82</b>	<b>0.00</b>	<b>73,043.94</b>
<b>S</b>	<b>ATHLETIC</b>							
	9050		Athletic-General	2,873.44	2,500.00	0.00	0.00	5,373.44
	9070		Miscellaneous Receipts	0.00	0.00	0.00	0.00	0.00
<b>S Totals:</b>				<b>2,873.44</b>	<b>2,500.00</b>	<b>0.00</b>	<b>0.00</b>	<b>5,373.44</b>

### Current Cash Balance

Sorted by Site ID, Group ID, Activity ID.  
From 08/01/2023 to 08/31/2023.

Site ID	Site Name	From 08/01/2023 to 08/31/2023.					
Group ID	Group Name						
	Activity ID	Activity Name	Beginning Cash	Receipts	Disbursements	Adjustments	Cash Balance

KMS Activity Totals:	215,952.54	49,259.19	51,095.08	0.00	214,116.65
----------------------	------------	-----------	-----------	------	------------

	Begin Balance	Transfers	Receipts	Disbursements	Adjustments	End Balance
KMS Checking:			49,259.19	51,095.08		
KMS Investment:						
KMS Bank Balances:	215,952.54		49,259.19	51,095.08	0.00	214,116.65

# Current Cash Balance

Sorted by Site ID, Group ID, Activity ID.  
From 08/01/2023 to 08/31/2023.

Site ID	Site Name						
Group ID	Group Name						
Activity ID	Activity Name	Beginning Cash	Receipts	Disbursements	Adjustments	Cash Balance	
<b>NMS</b>	<b>North Middle School</b>						
<b>A</b>	<b>ACTIVITY GENERAL</b>						
1010	General Admin	26,714.30	216.33	298.67	0.00	26,631.96	
1016	Rev Trak Fees	0.00	0.00	0.00	0.00	0.00	
1018	School Pay Fees	158.87	1,402.22	401.73	0.00	1,159.36	
1030	Staff Vending	0.00	0.00	0.00	0.00	0.00	
1035	Student Vending	0.00	0.00	0.00	0.00	0.00	
1036	NMS Spiritwear	0.00	0.00	0.00	0.00	0.00	
1037	Mustang Express-O	1,373.86	400.00	0.00	0.00	1,773.86	
1040	Donations	26,697.24	1,370.00	84.00	0.00	27,983.24	
1052	Service Learning	32.00	0.00	0.00	0.00	32.00	
1105	Laptop Insurance	2,340.00	10,979.28	0.00	0.00	13,319.28	
1106	Laptop Loss/Damage	222.00	702.47	0.00	0.00	924.47	
1170	Wellness	0.00	0.00	0.00	0.00	0.00	
<b>A Totals:</b>		<b>57,538.27</b>	<b>15,070.30</b>	<b>784.40</b>	<b>0.00</b>	<b>71,824.17</b>	
<b>B</b>	<b>Athletics-Girls</b>						
2003	Entry Fees - Girls	0.00	0.00	0.00	0.00	0.00	
2013	Misc. Expenditures - Girls	0.00	0.00	598.80	0.00	-598.80	
2063	Misc. Expenditures - Girls Basketball	0.00	0.00	0.00	0.00	0.00	
<b>B Totals:</b>		<b>0.00</b>	<b>0.00</b>	<b>598.80</b>	<b>0.00</b>	<b>-598.80</b>	
<b>C</b>	<b>Athletics-Boys</b>						
3003	Entry Fees - Boys	0.00	0.00	0.00	0.00	0.00	
3013	Misc. Expenditures - Boys	0.00	0.00	177.60	0.00	-177.60	
3515	Misc. Expenditures - Boys Football	0.00	0.00	0.00	0.00	0.00	
<b>C Totals:</b>		<b>0.00</b>	<b>0.00</b>	<b>177.60</b>	<b>0.00</b>	<b>-177.60</b>	



# Current Cash Balance

Sorted by Site ID, Group ID, Activity ID

From 08/01/2023 to 08/31/2023.

Site ID	Site Name					
Group ID	Group Name					
Activity ID	Activity Name	Beginning Cash	Receipts	Disbursements	Adjustments	Cash Balance
<b>D</b>	<b>CLUBS AND ORGANIZATIONS</b>					
4040	Art	44.50	0.00	0.00	0.00	44.50
4045	Art Projects	328.45	0.00	0.00	0.00	328.45
4059	Band Camp	0.00	0.00	0.00	0.00	0.00
4060	Band	146.47	0.00	0.00	0.00	146.47
4130	Chess Club	0.00	0.00	0.00	0.00	0.00
4140	Choir	-475.21	0.00	0.00	0.00	-475.21
4170	Cross Country Club	394.10	45.00	0.00	0.00	439.10
4220	Drama Club	14,483.24	0.00	590.76	0.00	13,892.48
4260	FCS Club	0.00	0.00	0.00	0.00	0.00
4265	FCS Projects	0.00	0.00	0.00	0.00	0.00
4290	Forensics	28.38	0.00	0.00	0.00	28.38
4324	Esports	680.00	0.00	0.00	0.00	680.00
4370	Industrial Arts	497.76	182.00	0.00	0.00	679.76
4380	International Club	307.10	0.00	0.00	0.00	307.10
4530	Orchestra	590.99	0.00	0.00	0.00	590.99
4540	Other Clubs	0.00	0.00	0.00	0.00	0.00
4600	Robotics & Engineering Club	321.49	100.00	0.00	0.00	421.49
4645	Show Choir	7,963.90	1,740.00	2,053.25	0.00	7,650.65
4710	Student Council	18,566.08	0.00	0.00	0.00	18,566.08
4726	Unified Sports	1,201.93	0.00	0.00	0.00	1,201.93
4729	Unified Classroom	0.00	0.00	0.00	0.00	0.00
4750	Volunteer Club	3.00	0.00	0.00	0.00	3.00
4770	Yearbook	7,207.68	7,140.00	0.00	0.00	14,347.68
4780	Youth to Youth	204.28	0.00	0.00	0.00	204.28
<b>D Totals:</b>		<b>52,494.14</b>	<b>9,207.00</b>	<b>2,644.01</b>	<b>0.00</b>	<b>59,057.13</b>
<b>E</b>	<b>ADMINISTRATIVE CUSTODIAL</b>					
5020	Fines	0.00	0.00	0.00	0.00	0.00
5027	Fines-Textbooks	0.00	0.00	0.00	0.00	0.00
5040	Fundraising-General	8,047.23	0.00	0.00	-3,910.00	4,137.23
5050	HAL	142.10	0.00	0.00	0.00	142.10
5060	Hospitality	709.45	1,115.00	307.69	0.00	1,516.76
5070	Library	5,348.64	149.98	0.00	0.00	5,498.62
5100	Other Adm Custodial	0.00	0.00	0.00	0.00	0.00
5115	Field Trips-Curriculum Related	0.00	0.00	0.00	0.00	0.00
5120	P.E.	0.00	0.00	0.00	0.00	0.00
5127	6th Grade Field Trips-Curriculum Related	0.00	0.00	0.00	0.00	0.00
5128	7th Grade Field Trips-Curriculum Related	0.00	0.00	0.00	0.00	0.00
5129	8th Grade Field Trips-Curriculum Related	0.00	0.00	0.00	0.00	0.00
5175	Student Scholarships	60.00	0.00	3,910.00	3,850.00	0.00
5200	Outdoor Learning Environment	511.23	0.00	0.00	0.00	511.23
5215	Special Events	1,283.10	0.00	0.00	0.00	1,283.10
5220	Site Improvements	1,860.58	0.00	0.00	0.00	1,860.58
<b>E Totals:</b>		<b>17,962.33</b>	<b>1,264.98</b>	<b>4,217.69</b>	<b>-60.00</b>	<b>14,949.62</b>

## Current Cash Balance

Sorted by Site ID, Group ID, Activity ID.  
From 08/01/2023 to 08/31/2023.

Site ID	Site Name	From 08/01/2023 to 08/31/2023.					
Group ID	Group Name						
	Activity ID	Activity Name	Beginning Cash	Receipts	Disbursements	Adjustments	Cash Balance
Q	STUDENT FEE FUND						
	7060	6th Grade Field Trips	0.00	0.00	0.00	0.00	0.00
	7070	7th Grade Field Trips	0.00	0.00	0.00	0.00	0.00
	7080	8th Grade Field Trips	0.00	0.00	0.00	0.00	0.00
	7100	After School Program	37,175.69	20,781.13	369.53	0.00	57,587.29
	7150	Jumpstart	2,298.56	400.00	64.24	0.00	2,634.32
	7160	Participation Fees - Athletics	0.00	5,900.00	0.00	0.00	5,900.00
	7170	Participation Fees - Clubs & Orgs	560.00	9,900.00	0.00	0.00	10,460.00
	7195	HAL Field Trips	0.00	0.00	0.00	0.00	0.00
	7200	Outdoor Ed	0.00	20.00	0.00	0.00	20.00
	7900	Field Trips-Other	0.00	0.00	0.00	0.00	0.00
	7901	Student Transportation	3,882.50	6,750.00	500.00	60.00	10,192.50
	Q Totals:		43,916.75	43,751.13	933.77	60.00	86,794.11
S	ATHLETIC						
	9030	Concessions	0.00	0.00	0.00	0.00	0.00
	9050	Athletic-General	2,041.47	0.00	1,210.00	0.00	831.47
	9070	Miscellaneous Receipts	0.00	0.00	0.00	0.00	0.00
	9110	Activities	0.00	0.00	0.00	0.00	0.00
	S Totals:		2,041.47	0.00	1,210.00	0.00	831.47
	NMS Activity Totals:		173,952.96	69,293.41	10,566.27	0.00	232,680.10
		Begin Balance	Transfers	Receipts	Disbursements	Adjustments	End Balance
	NMS Checking:			69,293.41	10,566.27		
	NMS Investment:						
	NMS Bank Balances:	173,952.96		69,293.41	10,566.27	0.00	232,680.10

## Current Cash Balance

Sorted by Site ID, Group ID, Activity ID.  
From 08/01/2023 to 08/31/2023.

Site ID	Site Name					
Group ID	Group Name					
Activity ID	Activity Name	Beginning Cash	Receipts	Disbursements	Adjustments	Cash Balance
<b>RMS</b>	<b>Russell Middle School</b>					
<b>A</b>	<b>ACTIVITY GENERAL</b>					
1010	General Admin	13,195.29	253.02	340.43	0.00	13,107.88
1018	School Pay Fees	-27.48	254.56	0.00	0.00	227.08
1030	Staff Vending	7.91	0.00	0.00	0.00	7.91
1035	Student Vending	338.17	0.00	0.00	0.00	338.17
1039	Donations-Special Projects	0.00	0.00	0.00	0.00	0.00
1040	Donations	929.28	0.00	0.00	0.00	929.28
1041	Donations Students	337.47	0.00	0.00	0.00	337.47
1048	Parent Involvement Activities	-18.84	3,634.36	0.00	0.00	3,615.52
1049	Food Pantry	0.00	0.00	0.00	0.00	0.00
1070	Start Up Cash	0.00	0.00	0.00	0.00	0.00
1105	Laptop Insurance	6,580.00	4,120.00	0.00	0.00	10,700.00
1106	Laptop Loss/Damage	207.00	174.00	0.00	0.00	381.00
<b>A Totals:</b>		<b>21,548.80</b>	<b>8,435.94</b>	<b>340.43</b>	<b>0.00</b>	<b>29,644.31</b>
<b>B</b>	<b>Athletics-Girls</b>					
2013	Misc. Expenditures - Girls	2,357.18	0.00	195.00	0.00	2,162.18
2113	Misc. Expenditures - Girls Cross Country	0.00	0.00	0.00	0.00	0.00
<b>B Totals:</b>		<b>2,357.18</b>	<b>0.00</b>	<b>195.00</b>	<b>0.00</b>	<b>2,162.18</b>
<b>C</b>	<b>Athletics-Boys</b>					
3013	Misc. Expenditures - Boys	7,538.81	25.00	400.00	0.00	7,163.81
3113	Misc. Expenditures - Boys Cross Country	0.00	0.00	0.00	0.00	0.00
<b>C Totals:</b>		<b>7,538.81</b>	<b>25.00</b>	<b>400.00</b>	<b>0.00</b>	<b>7,163.81</b>

## Current Cash Balance

Sorted by Site ID, Group ID, Activity ID.  
From 08/01/2023 to 08/31/2023.

Site ID	Site Name					
Group ID	Group Name					
Activity ID	Activity Name	Beginning Cash	Receipts	Disbursements	Adjustments	Cash Balance
D	CLUBS AND ORGANIZATIONS					
4040	Art	678.69	0.00	0.00	0.00	678.69
4046	Crafts	643.92	0.00	0.00	0.00	643.92
4059	Band Camp	13,330.71	85.00	0.00	0.00	13,415.71
4060	Band	2,730.69	0.00	0.00	0.00	2,730.69
4170	Cross Country Club	1,155.16	0.00	0.00	0.00	1,155.16
4180	Culinary	1,695.90	0.00	0.00	0.00	1,695.90
4224	Computer Club	134.58	0.00	0.00	0.00	134.58
4260	FCS Club	0.00	0.00	0.00	0.00	0.00
4261	FCS Camp	1,828.67	-50.00	0.00	0.00	1,778.67
4324	Esports	1,835.09	0.00	0.00	0.00	1,835.09
4370	Industrial Arts	3,978.22	0.00	0.00	0.00	3,978.22
4500	Music Club	-8,419.38	182.50	585.00	0.00	-8,821.88
4503	Music-Musicals	25,254.45	487.55	0.00	0.00	25,742.00
4530	Orchestra	1,412.18	0.00	0.00	0.00	1,412.18
4532	Summer Camps	0.00	0.00	0.00	0.00	0.00
4533	Orchestra Camp	0.00	0.00	0.00	0.00	0.00
4540	Other Clubs	0.00	0.00	0.00	0.00	0.00
4600	Robotics & Engineering Club	0.00	0.00	0.00	0.00	0.00
4641	School Spirit Leaders Club	0.00	0.00	0.00	0.00	0.00
4647	Show Choir Camp	23,675.58	-105.00	0.00	0.00	23,570.58
4710	Student Council	819.51	180.00	0.00	0.00	999.51
4750	Volunteer Club	0.00	0.00	0.00	0.00	0.00
4770	Yearbook	5,711.73	35.00	0.00	0.00	5,746.73
D Totals:		76,465.70	815.05	585.00	0.00	76,695.75

# Current Cash Balance

Sorted by Site ID, Group ID, Activity ID.  
From 08/01/2023 to 08/31/2023.

Site ID Group ID	Site Name Group Name	Activity ID	Activity Name	Beginning Cash	Receipts	Disbursements	Adjustments	Cash Balance
<b>E</b>	<b>ADMINISTRATIVE CUSTODIAL</b>							
	5008		Surplus Sales	7,290.34	0.00	0.00	0.00	7,290.34
	5013		Carnival	0.00	0.00	0.00	0.00	0.00
	5025		Fines - Library Book	0.00	0.00	0.00	0.00	0.00
	5027		Fines-Textbooks	51.94	0.00	0.00	0.00	51.94
	5030		Counseling Center	322.62	0.00	0.00	0.00	322.62
	5040		Fundraising-General	10,441.14	5,640.00	449.99	0.00	15,631.15
	5060		Hospitality	-45.86	0.00	0.00	0.00	-45.86
	5070		Library	1,243.18	23.81	0.00	0.00	1,266.99
	5095		Montessori Fundraising	5,989.68	0.00	0.00	0.00	5,989.68
	5100		Other Adm Custodial	100.00	0.00	0.00	0.00	100.00
	5110		Other Student Activities	0.00	0.00	0.00	0.00	0.00
	5112		Montessori Field Trips	7,972.33	3,420.00	0.00	0.00	11,392.33
	5114		Montessori 6th	0.00	0.00	0.00	0.00	0.00
	5115		Field Trips-Curriculum Related	0.00	0.00	0.00	0.00	0.00
	5119		Montessori 6-8	19,174.95	727.06	0.00	0.00	19,902.01
	5120		P.E.	0.00	0.00	0.00	0.00	0.00
	5127		6th Grade Field Trips-Curriculum Related	0.00	0.00	0.00	0.00	0.00
	5128		7th Grade Field Trips-Curriculum Related	954.73	0.00	0.00	-954.73	0.00
	5129		8th Grade Field Trips-Curriculum Related	-12.99	0.00	0.00	0.00	-12.99
	5165		Logo Sales	-659.46	0.00	0.00	0.00	-659.46
<b>E Totals:</b>				<b>52,822.60</b>	<b>9,810.87</b>	<b>449.99</b>	<b>-954.73</b>	<b>61,228.75</b>
<b>Q</b>	<b>STUDENT FEE FUND</b>							
	7060		6th Grade Field Trips	3,059.19	0.00	0.00	-1,805.77	1,253.42
	7070		7th Grade Field Trips	2,033.32	100.00	837.00	2,279.29	3,575.61
	7080		8th Grade Field Trips	3,760.27	40.00	0.00	481.21	4,281.48
	7100		After School Program	13,003.66	1,610.00	0.00	0.00	14,613.66
	7150		Jumpstart	4,729.34	20.00	0.00	0.00	4,749.34
	7160		Participation Fees - Athletics	0.00	4,895.00	0.00	0.00	4,895.00
	7170		Participation Fees - Clubs & Orgs	830.00	13,065.00	0.00	0.00	13,895.00
	7900		Field Trips-Other	0.00	0.00	0.00	0.00	0.00
	7901		Student Transportation	4,525.00	1,662.50	0.00	0.00	6,187.50
<b>Q Totals:</b>				<b>31,940.78</b>	<b>21,392.50</b>	<b>837.00</b>	<b>954.73</b>	<b>53,451.01</b>
<b>S</b>	<b>ATHLETIC</b>							
	9030		Concessions	-17.99	0.00	0.00	0.00	-17.99
	9050		Athletic-General	6,680.29	0.00	0.00	0.00	6,680.29
<b>S Totals:</b>				<b>6,662.30</b>	<b>0.00</b>	<b>0.00</b>	<b>0.00</b>	<b>6,662.30</b>



## Current Cash Balance

Sorted by Site ID, Group ID, Activity ID.

From 08/01/2023 to 08/31/2023.

Site ID	Site Name						
Group ID	Group Name						
Activity ID	Activity Name	Beginning Cash	Receipts	Disbursements	Adjustments	Cash Balance	
RMS Activity Totals:			199,336.17	40,479.36	2,807.42	0.00	237,008.11
		Begin Balance	Transfers	Receipts	Disbursements	Adjustments	End Balance
	RMS Checking:			40,479.36	2,807.42		
	RMS Investment:						
	RMS Bank Balances:	199,336.17		40,479.36	2,807.42	0.00	237,008.11

# Current Cash Balance

Sorted by Site ID, Group ID, Activity ID.  
From 08/01/2023 to 08/31/2023.

Site ID	Site Name						
Group ID	Group Name						
Activity ID	Activity Name	Beginning Cash	Receipts	Disbursements	Adjustments	Cash Balance	
Horizon	Keith Lutz Horizon High School						
A	ACTIVITY GENERAL						
1010	General Admin	5,853.37	548.78	176.61	0.00	6,225.54	
1016	Rev Trak Fees	0.00	0.00	0.00	0.00	0.00	
1018	School Pay Fees	-86.29	24.12	0.00	0.00	-62.17	
1019	Due to Other Schools	0.00	124.13	0.00	0.00	124.13	
1030	Staff Vending	434.89	0.00	0.00	0.00	434.89	
1105	Laptop Insurance	40.00	460.00	80.00	0.00	420.00	
1106	Laptop Loss/Damage	0.00	130.00	0.00	0.00	130.00	
A Totals:		6,241.97	1,287.03	256.61	0.00	7,272.39	
D	CLUBS AND ORGANIZATIONS						
4365	HOSA	1,499.57	0.00	0.00	0.00	1,499.57	
4650	Skills USA	0.00	0.00	0.00	0.00	0.00	
4710	Student Council	454.71	0.00	0.00	0.00	454.71	
4770	Yearbook	0.00	0.00	0.00	0.00	0.00	
4790	Business Logistics Academy	0.00	0.00	0.00	0.00	0.00	
D Totals:		1,954.28	0.00	0.00	0.00	1,954.28	
E	ADMINISTRATIVE CUSTODIAL						
5025	Fines - Library Book	271.87	14.64	0.00	0.00	286.51	
5027	Fines-Textbooks	3.45	0.00	0.00	0.00	3.45	
5040	Fundraising-General	430.96	0.00	0.00	0.00	430.96	
5115	Field Trips-Curriculum Related	0.00	0.00	0.00	0.00	0.00	
E Totals:		706.28	14.64	0.00	0.00	720.92	
S	ATHLETIC						
9070	Miscellaneous Receipts	0.00	0.00	0.00	0.00	0.00	
S Totals:		0.00	0.00	0.00	0.00	0.00	
Horizon Activity Totals:		8,902.53	1,301.67	256.61	0.00	9,947.59	
Begin Balance							
Transfers							
Receipts							
Disbursements							
Adjustments							
End Balance							
Horizon Checking:			1,301.67	256.61			
Horizon Investment:							
Horizon Bank Balances:		8,902.53	1,301.67	256.61	0.00	9,947.59	

## Current Cash Balance

Sorted by Site ID, Group ID, Activity ID.

From 08/01/2023 to 08/31/2023.

Site ID	Site Name						
Group ID	Group Name						
Activity ID	Activity Name	Beginning Cash	Receipts	Disbursements	Adjustments	Cash Balance	
NHS	Millard North High School						
A	ACTIVITY GENERAL						
1010	General Admin	0.00	608.42	1,424.50	0.00	-816.08	
1016	Rev Trak Fees	0.00	0.00	0.00	0.00	0.00	
1017	Returned Checks	0.00	0.00	0.00	0.00	0.00	
1018	School Pay Fees	1,541.44	3,994.59	0.00	0.00	5,536.03	
1025	Savings	-305,829.23	0.00	0.00	0.00	-305,829.23	
1030	Staff Vending	156.20	0.00	0.00	0.00	156.20	
1035	Student Vending	0.00	0.00	0.00	0.00	0.00	
1040	Donations	3,572.66	485.00	114.73	-275.00	3,667.93	
1050	Projects/Support	628.18	0.00	0.00	0.00	628.18	
1070	Start Up Cash	-2,100.00	5,700.00	8,730.00	0.00	-5,130.00	
1090	Other Revenue	4,692.21	0.00	0.00	0.00	4,692.21	
1105	Laptop Insurance	6,980.00	30,780.00	6,980.00	0.00	30,780.00	
1106	Laptop Loss/Damage	780.00	980.00	780.00	0.00	980.00	
1110	Extracurr Transportation	970.00	0.00	30.82	0.00	939.18	
A Totals:		-288,608.54	42,548.01	18,060.05	-275.00	-264,395.58	

# Current Cash Balance

Sorted by Site ID, Group ID, Activity ID.  
From 08/01/2023 to 08/31/2023.

Site ID Group ID	Site Name Group Name	Activity ID	Activity Name	Beginning Cash	Receipts	Disbursements	Adjustments	Cash Balance
B	Athletics-Girls							
	2001		Awards - Girls	0.00	0.00	0.00	0.00	0.00
	2002		Camps - Girls	13,390.88	0.00	2,528.92	0.00	10,861.96
	2003		Entry Fees - Girls	0.00	932.00	0.00	0.00	932.00
	2004		Equipment - Girls	0.00	0.00	0.00	0.00	0.00
	2005		Lodging - Girls	0.00	0.00	0.00	0.00	0.00
	2006		Meals - Girls	0.00	0.00	0.00	0.00	0.00
	2007		Officials - Girls	0.00	0.00	0.00	0.00	0.00
	2008		Prof Devel - Girls	0.00	0.00	0.00	0.00	0.00
	2009		Scouting - Girls	0.00	0.00	0.00	0.00	0.00
	2010		Security - Girls	0.00	0.00	0.00	0.00	0.00
	2011		Transportation - Girls	0.00	0.00	0.00	0.00	0.00
	2012		Uniforms/Apparel - Girls	0.00	0.00	0.00	0.00	0.00
	2013		Misc. Expenditures - Girls	0.00	0.00	0.00	0.00	0.00
	2051		Awards - Girls Basketball	0.00	0.00	0.00	0.00	0.00
	2052		Camps - Girls Basketball	5,052.06	0.00	2,966.72	0.00	2,085.34
	2053		Entry Fees - Girls Basketball	0.00	0.00	0.00	0.00	0.00
	2054		Equipment - Girls Basketball	0.00	0.00	0.00	0.00	0.00
	2055		Lodging - Girls Basketball	0.00	0.00	0.00	0.00	0.00
	2056		Meals - Girls Basketball	0.00	0.00	0.00	0.00	0.00
	2057		Officials - Girls Basketball	0.00	0.00	0.00	0.00	0.00
	2058		Prof. Development - Girls Basketball	0.00	0.00	0.00	0.00	0.00
	2059		Scouting - Girls Basketball	0.00	0.00	0.00	0.00	0.00
	2060		Security - Girls Basketball	0.00	0.00	0.00	0.00	0.00
	2061		Transportation - Girls Basketball	0.00	0.00	0.00	0.00	0.00
	2062		Uniforms/Apparel - Girls Basketball	0.00	0.00	0.00	0.00	0.00
	2063		Misc. Expenditures - Girls Basketball	0.00	0.00	0.00	0.00	0.00
	2101		Awards - Girls Cross Country	0.00	0.00	0.00	0.00	0.00
	2102		Camps - Girls Cross Country	4,599.44	602.50	405.94	0.00	4,796.00
	2103		Entry Fees - Girls Cross Country	0.00	0.00	530.00	0.00	-530.00
	2104		Equipment - Girls Cross Country	0.00	0.00	0.00	0.00	0.00
	2105		Lodging - Girls Cross Country	0.00	0.00	0.00	0.00	0.00
	2106		Meals - Girls Cross Country	0.00	0.00	0.00	0.00	0.00
	2107		Officials - Girls Cross Country	0.00	0.00	0.00	0.00	0.00
	2108		Prof. Development - Girls Cross Country	0.00	0.00	0.00	0.00	0.00
	2109		Scouting - Girls Cross Country	0.00	0.00	0.00	0.00	0.00
	2110		Security - Girls Cross Country	0.00	0.00	0.00	0.00	0.00
	2111		Transportation - Girls Cross Country	0.00	0.00	0.00	0.00	0.00
	2112		Uniforms/Apparel - Girls Cross Country	0.00	0.00	0.00	0.00	0.00
	2113		Misc. Expenditures - Girls Cross Country	0.00	0.00	0.00	0.00	0.00
	2151		Awards - Girls Golf	0.00	0.00	0.00	0.00	0.00
	2152		Camps - Girls Golf	-556.71	1,313.00	3,648.68	0.00	-2,892.39
	2153		Entry Fees - Girls Golf	0.00	0.00	4,438.00	0.00	-4,438.00
	2154		Equipment - Girls Golf	-1,555.20	0.00	1,555.20	0.00	-3,110.40
	2155		Lodging - Girls Golf	0.00	0.00	0.00	0.00	0.00



## Current Cash Balance

Sorted by Site ID, Group ID, Activity ID.

From 08/01/2023 to 08/31/2023.

Site ID	Site Name						
Group ID	Group Name						
Activity ID	Activity Name	Beginning Cash	Receipts	Disbursements	Adjustments	Cash Balance	
2156	Meals - Girls Golf	0.00	0.00	0.00	0.00	0.00	
2157	Officials - Girls Golf	0.00	0.00	0.00	0.00	0.00	
2158	Prof. Development - Girls Golf	0.00	0.00	0.00	0.00	0.00	
2159	Scouting - Girls Golf	0.00	0.00	0.00	0.00	0.00	
2160	Security - Girls Golf	0.00	0.00	0.00	0.00	0.00	
2161	Transportation - Girls Golf	0.00	0.00	0.00	0.00	0.00	
2162	Uniforms/Apparel - Girls Golf	0.00	0.00	0.00	0.00	0.00	
2163	Misc. Expenditures - Girls Golf	0.00	0.00	0.00	0.00	0.00	
2201	Awards - Girls Soccer	0.00	0.00	0.00	0.00	0.00	
2202	Camps - Girls Soccer	10,514.79	0.00	265.75	0.00	10,249.04	
2203	Entry Fees - Girls Soccer	0.00	0.00	0.00	0.00	0.00	
2204	Equipment - Girls Soccer	0.00	0.00	0.00	0.00	0.00	
2205	Lodging - Girls Soccer	0.00	0.00	0.00	0.00	0.00	
2206	Meals - Girls Soccer	0.00	0.00	0.00	0.00	0.00	
2207	Officials - Girls Soccer	0.00	0.00	0.00	0.00	0.00	
2208	Prof. Development - Girls Soccer	0.00	0.00	0.00	0.00	0.00	
2209	Scouting - Girls Soccer	0.00	0.00	0.00	0.00	0.00	
2210	Security - Girls Soccer	0.00	0.00	0.00	0.00	0.00	
2211	Transportation - Girls Soccer	0.00	0.00	0.00	0.00	0.00	
2212	Uniforms/Apparel - Girls Soccer	0.00	0.00	0.00	0.00	0.00	
2213	Misc. Expenditures - Girls Soccer	0.00	0.00	0.00	0.00	0.00	
2251	Awards - Girls Swimming	0.00	0.00	0.00	0.00	0.00	
2252	Camps - Girls Swimming	4,924.82	720.00	1,008.30	0.00	4,636.52	
2253	Entry Fees - Girls Swimming	0.00	0.00	0.00	0.00	0.00	
2254	Equipment - Girls Swimming	0.00	0.00	0.00	0.00	0.00	
2255	Lodging - Girls Swimming	0.00	0.00	0.00	0.00	0.00	
2256	Meals - Girls Swimming	0.00	0.00	0.00	0.00	0.00	
2257	Officials - Girls Swimming	0.00	0.00	0.00	0.00	0.00	
2258	Prof. Development - Girls Swimming	0.00	0.00	0.00	0.00	0.00	
2259	Scouting - Girls Swimming	0.00	0.00	0.00	0.00	0.00	
2260	Security - Girls Swimming	0.00	0.00	0.00	0.00	0.00	
2261	Transportation - Girls Swimming	0.00	0.00	0.00	0.00	0.00	
2262	Uniforms/Apparel - Girls Swimming	0.00	0.00	0.00	0.00	0.00	
2263	Misc. Expenditures - Girls Swimming	0.00	0.00	0.00	0.00	0.00	
2301	Awards - Girls Tennis	0.00	0.00	0.00	0.00	0.00	
2302	Camps - Girls Tennis	1,163.72	13.00	90.00	50.00	1,136.72	
2303	Entry Fees - Girls Tennis	0.00	0.00	0.00	0.00	0.00	
2304	Equipment - Girls Tennis	0.00	0.00	0.00	0.00	0.00	
2305	Lodging - Girls Tennis	0.00	0.00	0.00	0.00	0.00	
2306	Meals - Girls Tennis	0.00	0.00	0.00	0.00	0.00	
2307	Officials - Girls Tennis	0.00	0.00	0.00	0.00	0.00	
2308	Prof. Development - Girls Tennis	0.00	0.00	0.00	0.00	0.00	
2309	Scouting - Girls Tennis	0.00	0.00	0.00	0.00	0.00	
2310	Security - Girls Tennis	0.00	0.00	0.00	0.00	0.00	
2311	Transportation - Girls Tennis	0.00	0.00	0.00	0.00	0.00	



# Current Cash Balance

Sorted by Site ID, Group ID, Activity ID.

From 08/01/2023 to 08/31/2023.

Site ID Group ID	Site Name Group Name	Activity ID	Activity Name	Beginning Cash	Receipts	Disbursements	Adjustments	Cash Balance
2312			Uniforms/Apparel - Girls Tennis	0.00	0.00	0.00	0.00	0.00
2313			Misc. Expenditures - Girls Tennis	0.00	0.00	0.00	0.00	0.00
2351			Awards - Girls Track	0.00	0.00	0.00	0.00	0.00
2352			Camps - Girls Track	6,354.31	0.00	0.00	0.00	6,354.31
2353			Entry Fees - Girls Track	0.00	0.00	0.00	0.00	0.00
2354			Equipment - Girls Track	0.00	0.00	0.00	0.00	0.00
2355			Lodging - Girls Track	0.00	0.00	0.00	0.00	0.00
2356			Meals - Girls Track	0.00	0.00	0.00	0.00	0.00
2357			Officials - Girls Track	0.00	0.00	0.00	0.00	0.00
2358			Prof. Development - Girls Track	0.00	0.00	0.00	0.00	0.00
2359			Scouting - Girls Track	0.00	0.00	0.00	0.00	0.00
2360			Security - Girls Track	0.00	0.00	0.00	0.00	0.00
2361			Transportation - Girls Track	0.00	0.00	0.00	0.00	0.00
2362			Uniforms/Apparel - Girls Track	0.00	0.00	0.00	0.00	0.00
2363			Misc. Expenditures - Girls Track	0.00	0.00	0.00	0.00	0.00
2401			Awards - Girls Volleyball	0.00	0.00	0.00	0.00	0.00
2402			Camps - Girls Volleyball	14,248.67	180.00	5,213.92	0.00	9,214.75
2403			Entry Fees - Girls Volleyball	-220.00	0.00	220.00	0.00	-440.00
2404			Equipment - Girls Volleyball	0.00	0.00	0.00	0.00	0.00
2405			Lodging - Girls Volleyball	0.00	0.00	0.00	0.00	0.00
2406			Meals - Girls Volleyball	0.00	0.00	0.00	0.00	0.00
2407			Officials - Girls Volleyball	0.00	0.00	0.00	0.00	0.00
2408			Prof. Development - Girls Volleyball	0.00	0.00	0.00	0.00	0.00
2409			Scouting - Girls Volleyball	0.00	0.00	0.00	0.00	0.00
2410			Security - Girls Volleyball	0.00	0.00	0.00	0.00	0.00
2411			Transportation - Girls Volleyball	0.00	0.00	0.00	0.00	0.00
2412			Uniforms/Apparel - Girls Volleyball	-2,646.00	0.00	0.00	0.00	-2,646.00
2413			Misc. Expenditures - Girls Volleyball	0.00	0.00	0.00	0.00	0.00
2451			Awards - Girls Softball	0.00	0.00	0.00	0.00	0.00
2452			Camps - Girls Softball	12,496.41	2,180.00	4,510.40	0.00	10,166.01
2453			Entry Fees - Girls Softball	-125.00	0.00	555.00	0.00	-680.00
2454			Equipment - Girls Softball	0.00	0.00	0.00	0.00	0.00
2455			Lodging - Girls Softball	0.00	0.00	0.00	0.00	0.00
2456			Meals - Girls Softball	0.00	0.00	0.00	0.00	0.00
2457			Officials - Girls Softball	0.00	0.00	500.00	0.00	-500.00
2458			Prof. Development - Girls Softball	0.00	0.00	0.00	0.00	0.00
2459			Scouting - Girls Softball	0.00	0.00	0.00	0.00	0.00
2460			Security - Girls Softball	0.00	0.00	0.00	0.00	0.00
2461			Transportation - Girls Softball	0.00	0.00	0.00	0.00	0.00
2462			Uniforms/Apparel - Girls Softball	0.00	0.00	0.00	0.00	0.00
2463			Misc. Expenditures - Girls Softball	0.00	0.00	0.00	0.00	0.00
2501			Awards-Girls Bowling	0.00	0.00	0.00	0.00	0.00
2502			Camps-Girls Bowling	-115.32	0.00	432.00	0.00	-547.32
2503			Entry Fees-Girls Bowling	0.00	0.00	0.00	0.00	0.00
2504			Equipment-Girls Bowling	0.00	0.00	0.00	0.00	0.00

## Current Cash Balance

Sorted by Site ID, Group ID, Activity ID.  
From 08/01/2023 to 08/31/2023.

Site ID	Site Name						
Group ID	Group Name						
Activity ID	Activity Name	Beginning Cash	Receipts	Disbursements	Adjustments	Cash Balance	
2505	Lodging-Girls Bowling	0.00	0.00	0.00	0.00	0.00	
2506	Meals-Girls Bowling	0.00	0.00	0.00	0.00	0.00	
2507	Officials-Girls Bowling	0.00	0.00	0.00	0.00	0.00	
2508	Professional Development-Girls Bowling	0.00	0.00	0.00	0.00	0.00	
2509	Scouting-Girls Bowling	0.00	0.00	0.00	0.00	0.00	
2510	Security-Girls Bowling	0.00	0.00	0.00	0.00	0.00	
2511	Transportation-Girls Bowling	0.00	0.00	0.00	0.00	0.00	
2512	Uniforms/Apparel-Girls Bowling	0.00	0.00	0.00	0.00	0.00	
2513	Misc. Expenditures-Girls Bowling	0.00	0.00	0.00	0.00	0.00	
2551	Awards-Girls Wrestling	0.00	0.00	0.00	0.00	0.00	
2552	Camps-Girls Wrestling	1,168.85	0.00	0.00	0.00	1,168.85	
2553	Entry Fees-Girls Wrestling	0.00	0.00	0.00	0.00	0.00	
2554	Equipment-Girls Wrestling	0.00	0.00	0.00	0.00	0.00	
2555	Lodging-Girls Wrestling	0.00	0.00	0.00	0.00	0.00	
2556	Meals-Girls Wrestling	0.00	0.00	0.00	0.00	0.00	
2557	Officials-Girls Wrestling	0.00	0.00	0.00	0.00	0.00	
2558	Prof. Development-Girls Wrestling	0.00	0.00	0.00	0.00	0.00	
2559	Scouting-Girls Wrestling	0.00	0.00	0.00	0.00	0.00	
2560	Security-Girls Wrestling	0.00	0.00	0.00	0.00	0.00	
2561	Transportation-Girls Wrestling	0.00	0.00	0.00	0.00	0.00	
2562	Uniforms/Apparel-Girls Wrestling	0.00	0.00	0.00	0.00	0.00	
2563	Misc Expenditures-Girls Wrestling	0.00	0.00	0.00	0.00	0.00	
2601	Awards-Girls Unified Sports	0.00	0.00	0.00	0.00	0.00	
2602	Camps-Girls Unified Sports	0.00	0.00	0.00	0.00	0.00	
2603	Entry Fees-Girls Unified Sports	0.00	0.00	0.00	0.00	0.00	
2604	Equipment-Girls Unified Sports	0.00	0.00	0.00	0.00	0.00	
2605	Lodging-Girls Unified Sports	0.00	0.00	0.00	0.00	0.00	
2606	Meals-Girls Unified Sports	0.00	0.00	0.00	0.00	0.00	
2607	Officials-Girls Unified Sports	0.00	0.00	0.00	0.00	0.00	
2608	Prof. Development-Girls Unified Sports	0.00	0.00	0.00	0.00	0.00	
2609	Scouting-Girls Unified Sports	0.00	0.00	0.00	0.00	0.00	
2610	Security-Girls Unified Sports	0.00	0.00	0.00	0.00	0.00	
2611	Transportation-Girls Unified Sports	0.00	0.00	0.00	0.00	0.00	
2612	Uniforms/Apparel-Girls Unified Sports	0.00	0.00	0.00	0.00	0.00	
2613	Misc. Expenditures-Girls Unified Sports	0.00	0.00	0.00	0.00	0.00	
<b>B Totals:</b>		<b>68,695.72</b>	<b>5,940.50</b>	<b>28,868.83</b>	<b>50.00</b>	<b>45,817.39</b>	

## Current Cash Balance

Sorted by Site ID, Group ID, Activity ID.  
From 08/01/2023 to 08/31/2023.

Site ID Group ID	Site Name Group Name	Activity ID	Activity Name	Beginning Cash	Receipts	Disbursements	Adjustments	Cash Balance
C	Athletics-Boys							
		3001	Awards - Boys	0.00	0.00	0.00	0.00	0.00
		3002	Camps - Boys	0.00	0.00	0.00	0.00	0.00
		3003	Entry Fees - Boys	160.00	100.00	0.00	0.00	260.00
		3004	Equipment - Boys	0.00	0.00	0.00	0.00	0.00
		3005	Lodging - Boys	0.00	0.00	0.00	0.00	0.00
		3006	Meals - Boys	0.00	0.00	0.00	0.00	0.00
		3007	Officials - Boys	0.00	0.00	0.00	0.00	0.00
		3008	Prof. Development - Boys	0.00	0.00	0.00	0.00	0.00
		3009	Scouting - Boys	0.00	0.00	0.00	0.00	0.00
		3010	Security - Boys	0.00	0.00	0.00	0.00	0.00
		3012	Uniforms/Apparel - Boys	0.00	0.00	0.00	0.00	0.00
		3013	Misc. Expenditures - Boys	0.00	0.00	0.00	0.00	0.00
		3051	Awards - Boys Basketball	0.00	0.00	0.00	0.00	0.00
		3052	Camps - Boys Basketball	9,862.31	0.00	2,093.34	0.00	7,768.97
		3053	Entry Fees - Boys Basketball	0.00	0.00	0.00	0.00	0.00
		3054	Equipment - Boys Basketball	0.00	0.00	2,819.60	0.00	-2,819.60
		3055	Lodging - Boys Basketball	0.00	0.00	0.00	0.00	0.00
		3056	Meals - Boys Basketball	0.00	0.00	0.00	0.00	0.00
		3057	Officials - Boys Basketball	0.00	0.00	0.00	0.00	0.00
		3058	Prof. Development - Boys Basketball	0.00	0.00	0.00	0.00	0.00
		3059	Scouting - Boys Basketball	0.00	0.00	0.00	0.00	0.00
		3060	Security - Boys Basketball	0.00	0.00	0.00	0.00	0.00
		3061	Transportation - Boys Basketball	0.00	0.00	0.00	0.00	0.00
		3062	Uniforms/Apparel - Boys Basketball	0.00	0.00	0.00	0.00	0.00
		3063	Misc. Expenditures - Boys Basketball	0.00	0.00	0.00	0.00	0.00
		3101	Awards - Boys Cross Country	0.00	0.00	0.00	0.00	0.00
		3102	Camps - Boys Cross Country	248.65	2,282.50	382.06	25.00	2,174.09
		3103	Entry Fees - Boys Cross Country	0.00	0.00	530.00	0.00	-530.00
		3104	Equipment - Boys Cross Country	0.00	0.00	0.00	0.00	0.00
		3105	Lodging - Boys Cross Country	0.00	0.00	0.00	0.00	0.00
		3106	Meals - Boys Cross Country	0.00	0.00	0.00	0.00	0.00
		3107	Officials - Boys Cross Country	0.00	0.00	0.00	0.00	0.00
		3108	Prof. Development - Boys Cross Country	0.00	0.00	0.00	0.00	0.00
		3109	Scouting - Boys Cross Country	0.00	0.00	0.00	0.00	0.00
		3110	Security - Boys Cross Country	0.00	0.00	0.00	0.00	0.00
		3111	Transportation - Boys Cross Country	0.00	0.00	0.00	0.00	0.00
		3112	Uniforms/Apparel - Boys Cross Country	0.00	0.00	0.00	0.00	0.00
		3113	Misc. Expenditures - Boys Cross Country	0.00	0.00	0.00	0.00	0.00
		3151	Awards - Boys Golf	0.00	0.00	0.00	0.00	0.00
		3152	Camps - Boys Golf	612.86	250.00	0.00	0.00	862.86
		3153	Entry Fees - Boys Golf	0.00	0.00	0.00	0.00	0.00
		3154	Equipment - Boys Golf	0.00	0.00	0.00	0.00	0.00
		3155	Lodging - Boys Golf	0.00	0.00	0.00	0.00	0.00
		3156	Meals - Boys Golf	0.00	0.00	0.00	0.00	0.00



## Current Cash Balance

Sorted by Site ID, Group ID, Activity ID.  
From 08/01/2023 to 08/31/2023.

Site ID	Site Name						
Group ID	Group Name						
Activity ID	Activity Name	Beginning Cash	Receipts	Disbursements	Adjustments	Cash Balance	
3157	Officials - Boys Golf	0.00	0.00	0.00	0.00	0.00	
3158	Prof. Development - Boys Golf	0.00	0.00	0.00	0.00	0.00	
3159	Scouting - Boys Golf	0.00	0.00	0.00	0.00	0.00	
3160	Security - Boys Golf	0.00	0.00	0.00	0.00	0.00	
3161	Transportation - Boys Golf	0.00	0.00	0.00	0.00	0.00	
3162	Uniforms/Apparel - Boys Golf	0.00	0.00	0.00	0.00	0.00	
3163	Misc. Expenditures - Boys Golf	0.00	0.00	0.00	0.00	0.00	
3201	Awards - Boys Soccer	0.00	0.00	0.00	0.00	0.00	
3202	Camps - Boys Soccer	6,487.48	0.00	2,513.69	0.00	3,973.79	
3203	Entry Fees - Boys Soccer	0.00	0.00	0.00	0.00	0.00	
3204	Equipment - Boys Soccer	0.00	0.00	0.00	0.00	0.00	
3205	Lodging - Boys Soccer	0.00	0.00	0.00	0.00	0.00	
3206	Meals - Boys Soccer	0.00	0.00	0.00	0.00	0.00	
3207	Officials - Boys Soccer	0.00	0.00	0.00	0.00	0.00	
3208	Prof. Development - Boys Soccer	0.00	0.00	0.00	0.00	0.00	
3209	Scouting - Boys Soccer	0.00	0.00	0.00	0.00	0.00	
3210	Security - Boys Soccer	0.00	0.00	0.00	0.00	0.00	
3211	Transportation - Boys Soccer	0.00	0.00	0.00	0.00	0.00	
3212	Uniforms/Apparel - Boys Soccer	0.00	0.00	0.00	0.00	0.00	
3213	Misc. Expenditures - Boys Soccer	0.00	0.00	0.00	0.00	0.00	
3251	Awards - Boys Swimming	0.00	0.00	0.00	0.00	0.00	
3252	Camps - Boys Swimming	4,003.37	720.00	1,021.70	0.00	3,701.67	
3253	Entry Fees - Boys Swimming	0.00	0.00	0.00	0.00	0.00	
3254	Equipment - Boys Swimming	0.00	0.00	0.00	0.00	0.00	
3255	Lodging - Boys Swimming	0.00	0.00	0.00	0.00	0.00	
3256	Meals - Boys Swimming	0.00	0.00	0.00	0.00	0.00	
3257	Officials - Boys Swimming	0.00	0.00	0.00	0.00	0.00	
3258	Prof. Development - Boys Swimming	0.00	0.00	0.00	0.00	0.00	
3259	Scouting - Boys Swimming	0.00	0.00	0.00	0.00	0.00	
3260	Security - Boys Swimming	0.00	0.00	0.00	0.00	0.00	
3261	Transportation - Boys Swimming	0.00	0.00	0.00	0.00	0.00	
3262	Uniforms/Apparels - Boys Swimming	0.00	0.00	0.00	0.00	0.00	
3263	Misc. Expenditures - Boys Swimming	0.00	0.00	0.00	0.00	0.00	
3301	Awards - Boys Tennis	0.00	0.00	0.00	0.00	0.00	
3302	Camps - Boys Tennis	899.90	0.00	997.71	50.00	-47.81	
3303	Entry Fees - Boys Tennis	0.00	0.00	100.00	0.00	-100.00	
3304	Equipment - Boys Tennis	0.00	0.00	0.00	0.00	0.00	
3305	Lodging - Boys Tennis	0.00	0.00	0.00	0.00	0.00	
3306	Meals - Boys Tennis	0.00	0.00	0.00	0.00	0.00	
3307	Officials - Boys Tennis	0.00	0.00	0.00	0.00	0.00	
3308	Prof. Development - Boys Tennis	0.00	0.00	0.00	0.00	0.00	
3309	Scouting - Boys Tennis	0.00	0.00	0.00	0.00	0.00	
3310	Security - Boys Tennis	0.00	0.00	0.00	0.00	0.00	
3311	Transportation - Boys Tennis	0.00	0.00	0.00	0.00	0.00	
3312	Uniforms/Apparel - Boys Tennis	0.00	0.00	0.00	0.00	0.00	

# Current Cash Balance

Sorted by Site ID, Group ID, Activity ID.

From 08/01/2023 to 08/31/2023.

Site ID	Site Name						
Group ID	Group Name						
Activity ID	Activity Name	Beginning Cash	Receipts	Disbursements	Adjustments	Cash Balance	
3313	Misc. Expenditures - Boys Tennis	0.00	0.00	0.00	0.00	0.00	
3351	Awards - Boys Track	0.00	0.00	0.00	0.00	0.00	
3352	Camps - Boys Track	3,500.22	2,821.00	678.00	0.00	5,643.22	
3353	Entry Fees - Boys Track	0.00	0.00	0.00	0.00	0.00	
3354	Equipment - Boys Track	0.00	0.00	0.00	0.00	0.00	
3355	Lodging - Boys Track	0.00	0.00	0.00	0.00	0.00	
3356	Meals - Boys Track	0.00	0.00	0.00	0.00	0.00	
3357	Officials - Boys Track	0.00	0.00	0.00	0.00	0.00	
3358	Prof. Development - Boys Track	0.00	0.00	0.00	0.00	0.00	
3359	Scouting - Boys Track	0.00	0.00	0.00	0.00	0.00	
3360	Security - Boys Track	0.00	0.00	0.00	0.00	0.00	
3361	Transportation - Boys Track	0.00	0.00	0.00	0.00	0.00	
3362	Uniforms/Apparel - Boys Track	0.00	0.00	0.00	0.00	0.00	
3363	Misc. Expenditures - Boys Track	0.00	0.00	0.00	0.00	0.00	
3401	Awards-Boys Bowling	0.00	0.00	0.00	0.00	0.00	
3402	Camps-Boys Bowling	937.31	0.00	0.00	0.00	937.31	
3403	Entry Fees-Boys Bowling	0.00	0.00	0.00	0.00	0.00	
3404	Equipment-Boys Bowling	0.00	0.00	0.00	0.00	0.00	
3405	Lodging-Boys Bowling	0.00	0.00	0.00	0.00	0.00	
3406	Meals-Boys Bowling	0.00	0.00	0.00	0.00	0.00	
3407	Officials-Boys Bowling	0.00	0.00	0.00	0.00	0.00	
3408	Prof. Development-Boys Bowling	0.00	0.00	0.00	0.00	0.00	
3409	Scouting-Boys Bowling	0.00	0.00	0.00	0.00	0.00	
3410	Security-Boys Bowling	0.00	0.00	0.00	0.00	0.00	
3411	Transportation-Boys Bowling	0.00	0.00	0.00	0.00	0.00	
3412	Uniforms-Apparel-Boys Bowling	0.00	0.00	0.00	0.00	0.00	
3413	Misc. Expenditures-Boys Bowling	0.00	0.00	0.00	0.00	0.00	
3451	Awards - Boys Baseball	0.00	0.00	0.00	0.00	0.00	
3452	Camps - Boys Baseball	6,609.66	0.00	4,800.24	0.00	1,809.42	
3453	Entry Fees - Boys Baseball	0.00	0.00	0.00	0.00	0.00	
3454	Equipment - Boys Baseball	0.00	0.00	0.00	0.00	0.00	
3455	Lodging - Boys Baseball	0.00	0.00	0.00	0.00	0.00	
3456	Meals - Boys Baseball	0.00	0.00	0.00	0.00	0.00	
3457	Officials - Boys Baseball	0.00	0.00	0.00	0.00	0.00	
3458	Prof. Development - Boys Baseball	0.00	0.00	0.00	0.00	0.00	
3459	Scouting - Boys Baseball	0.00	0.00	0.00	0.00	0.00	
3460	Security - Boys Baseball	0.00	0.00	0.00	0.00	0.00	
3461	Transportation - Boys Baseball	0.00	0.00	0.00	0.00	0.00	
3462	Uniforms/Apparel - Boys Baseball	0.00	0.00	0.00	0.00	0.00	
3463	Misc. Expenditures - Boys Baseball	0.00	0.00	0.00	0.00	0.00	
3501	Awards - Boys Football	0.00	0.00	0.00	0.00	0.00	
3502	Camps - Boys Football	5,588.99	0.00	5,388.28	25.00	225.71	
3503	Entry Fees - Boys Football	0.00	0.00	0.00	0.00	0.00	
3504	Equipment - Boys Football	-4,012.95	0.00	1,450.20	0.00	-5,463.15	
3505	Lodging - Boys Football	0.00	0.00	0.00	0.00	0.00	



# Current Cash Balance

Sorted by Site ID, Group ID, Activity ID,  
From 08/01/2023 to 08/31/2023.

Site ID Group ID	Site Name Group Name	Activity ID	Activity Name	Beginning Cash	Receipts	Disbursements	Adjustments	Cash Balance
3506			Meals - Boys Football	0.00	0.00	0.00	0.00	0.00
3507			Officials - Boys Football	0.00	0.00	1,360.00	0.00	-1,360.00
3508			Prof. Development - Boys Football	0.00	0.00	0.00	0.00	0.00
3509			Scouting - Boys Football	0.00	0.00	0.00	0.00	0.00
3510			Security - Boys Football	0.00	0.00	395.00	0.00	-395.00
3511			Transportation - Boys Football	0.00	0.00	0.00	0.00	0.00
3512			Uniforms/Apparel - Boys Football	0.00	0.00	0.00	0.00	0.00
3513			Misc Expenditures-Boys Football	0.00	0.00	0.00	0.00	0.00
3515			Misc. Expenditures - Boys Football	0.00	0.00	0.00	0.00	0.00
3551			Awards - Boys Wrestling	0.00	0.00	0.00	0.00	0.00
3552			Camps - Boys Wrestling	4,317.96	0.00	0.00	0.00	4,317.96
3553			Entry Fees - Boys Wrestling	0.00	0.00	0.00	0.00	0.00
3554			Equipment - Boys Wrestling	0.00	0.00	0.00	0.00	0.00
3555			Lodging - Boys Wrestling	0.00	0.00	0.00	0.00	0.00
3556			Meals - Boys Wrestling	0.00	0.00	0.00	0.00	0.00
3557			Officials - Boys Wrestling	0.00	0.00	0.00	0.00	0.00
3558			Prof. Development - Boys Wrestling	0.00	0.00	0.00	0.00	0.00
3559			Scouting - Boys Wrestling	0.00	0.00	0.00	0.00	0.00
3560			Security - Boys Wrestling	0.00	0.00	0.00	0.00	0.00
3561			Transportation - Boys Wrestling	0.00	0.00	0.00	0.00	0.00
3562			Uniforms/Apparel - Boys Wrestling	0.00	0.00	0.00	0.00	0.00
3563			Misc. Expenditures - Boys Wrestling	0.00	0.00	0.00	0.00	0.00
3601			Awards-Boys Unified Sports	0.00	0.00	0.00	0.00	0.00
3602			Camps-Boys Unified Sports	0.00	0.00	0.00	0.00	0.00
3603			Entry Fees-Boys Unified Sports	0.00	0.00	0.00	0.00	0.00
3604			Equipment-Boys Unified Sports	0.00	0.00	0.00	0.00	0.00
3605			Lodging-Boys Unified Sports	0.00	0.00	0.00	0.00	0.00
3606			Meals-Boys Unified Sports	0.00	0.00	0.00	0.00	0.00
3607			Officials-Boys Unified Sports	0.00	0.00	0.00	0.00	0.00
3608			Prof. Development-Boys Unified Sports	0.00	0.00	0.00	0.00	0.00
3609			Scouting-Boys Unified Sports	0.00	0.00	0.00	0.00	0.00
3610			Security-Boys Unified Sports	0.00	0.00	0.00	0.00	0.00
3611			Transportation-Boys Unified Sports	0.00	0.00	0.00	0.00	0.00
3612			Uniforms/Apparel-Boys Unified Sports	0.00	0.00	0.00	0.00	0.00
3613			Misc. Expenditures-Boys Unified Sports	0.00	0.00	0.00	0.00	0.00
C Totals:				39,215.76	6,173.50	24,529.82	100.00	20,959.44

# Current Cash Balance

Sorted by Site ID, Group ID, Activity ID.

From 08/01/2023 to 08/31/2023.

Site ID	Site Name						
Group ID	Group Name						
Activity ID	Activity Name	Beginning Cash	Receipts	Disbursements	Adjustments	Cash Balance	
D	CLUBS AND ORGANIZATIONS						
4010	40 Assets	0.00	0.00	0.00	0.00	0.00	
4030	Interact Club	968.27	0.00	0.00	0.00	968.27	
4040	Art	399.33	0.00	0.00	0.00	399.33	
4050	Astronomy Club	0.00	0.00	0.00	0.00	0.00	
4059	Band Camp	-2,300.00	0.00	14,216.80	0.00	-16,516.80	
4060	Band	30,778.85	0.00	0.00	0.00	30,778.85	
4062	Band Trip	0.00	0.00	0.00	0.00	0.00	
4063	Drums	400.00	0.00	0.00	0.00	400.00	
4091	Broadcasting Club	380.25	0.00	0.00	0.00	380.25	
4109	Cheer Uniforms	863.87	0.00	0.00	0.00	863.87	
4110	Cheerleading	369.99	0.00	1,358.00	0.00	-988.01	
4115	Uniforms-Cheer/Dance	16,399.99	9,995.00	32,126.20	11,290.24	5,559.03	
4120	Chemistry Club	0.00	0.00	0.00	0.00	0.00	
4130	Chess Club	76.08	0.00	0.00	0.00	76.08	
4140	Choir	0.00	0.00	0.00	0.00	0.00	
4141	Choir Trip	0.00	0.00	0.00	0.00	0.00	
4181	Coffee Cart	203.71	0.00	0.00	0.00	203.71	
4185	Cycling	135.00	0.00	0.00	0.00	135.00	
4190	Dance	3,325.79	0.00	7,133.00	13,253.00	9,445.79	
4200	Debate Team	7,805.72	500.00	269.00	0.00	8,036.72	
4210	DECA	-26,071.18	1,600.00	0.00	0.00	-24,471.18	
4215	Diversity	206.69	0.00	0.00	0.00	206.69	
4220	Drama Club	30,753.55	0.00	160.00	0.00	30,593.55	
4224	Computer Club	0.00	0.00	0.00	0.00	0.00	
4230	Environmental Club	1,017.30	0.00	0.00	0.00	1,017.30	
4232	Ethics Bowl	3.35	0.00	0.00	0.00	3.35	
4250	FCCLA	2,281.97	0.00	0.00	0.00	2,281.97	
4260	FCS Club	2,695.43	0.00	0.00	0.00	2,695.43	
4271	Film Club	-125.84	0.00	0.00	0.00	-125.84	
4280	Flag Group	-1,986.97	0.00	0.00	0.00	-1,986.97	
4290	Forensics	7,221.34	204.00	657.15	0.00	6,768.19	
4310	French Club	801.74	69.00	0.00	0.00	870.74	
4320	Educators Rising	2,121.22	0.00	0.00	0.00	2,121.22	
4324	Esports	206.73	0.00	0.00	0.00	206.73	
4330	Garden Club	0.00	0.00	0.00	0.00	0.00	
4340	German Club	285.74	0.00	0.00	0.00	285.74	
4355	Habitat for Humanity	0.00	0.00	0.00	0.00	0.00	
4360	History Club	6,612.92	0.00	0.00	0.00	6,612.92	
4365	HOSA	7,807.03	0.00	226.25	0.00	7,580.78	
4370	Industrial Arts	27,316.60	0.00	0.00	0.00	27,316.60	
4390	Intramurals	25.00	0.00	0.00	0.00	25.00	
4400	Japanese Club	0.00	0.00	0.00	0.00	0.00	
4410	Junior Class	25,071.91	0.00	55.97	0.00	25,015.94	
4420	Key Club	0.00	0.00	0.00	0.00	0.00	

# Current Cash Balance

Sorted by Site ID, Group ID, Activity ID.  
From 08/01/2023 to 08/31/2023.

Site ID Group ID	Site Name Group Name	Activity ID	Activity Name	Beginning Cash	Receipts	Disbursements	Adjustments	Cash Balance
4430	Latin Club			689.41	27.00	98.26	25.00	643.15
4460	Literary Magazine			349.10	0.00	0.00	0.00	349.10
4480	Mascot Team			201.00	0.00	0.00	0.00	201.00
4485	Math Club			182.71	0.00	0.00	0.00	182.71
4490	M-Club			3,002.20	0.00	185.34	0.00	2,816.86
4500	Music Club			200.00	0.00	0.00	0.00	200.00
4503	Music-Musicals			0.00	0.00	0.00	0.00	0.00
4510	National Honor Society			8,365.04	980.00	0.00	800.00	10,145.04
4520	Newspaper			147.41	0.00	0.00	0.00	147.41
4530	Orchestra			2,250.93	151.60	941.40	0.00	1,461.13
4531	Orchestra Trip			0.00	0.00	0.00	0.00	0.00
4540	Other Clubs			900.55	0.00	0.00	0.00	900.55
4560	Photography Club			0.00	0.00	0.00	0.00	0.00
4570	Play Production			1,642.32	0.00	0.00	0.00	1,642.32
4600	Robotics & Engineering Club			-2,586.67	0.00	0.00	0.00	-2,586.67
4630	Science Club			0.00	0.00	0.00	0.00	0.00
4631	Science Olympiad			1,378.59	0.00	0.00	0.00	1,378.59
4640	Senior Class			957.13	0.00	0.00	0.00	957.13
4645	Show Choir			-21,911.31	3,701.00	13,330.31	53,510.00	21,969.38
4646	Show Choir Competition			0.00	0.00	0.00	0.00	0.00
4647	Show Choir Camp			10,606.61	0.00	8,793.93	0.00	1,812.68
4650	Skills USA			2,424.96	0.00	0.00	0.00	2,424.96
4660	Spanish Club			0.00	0.00	0.00	0.00	0.00
4661	Spanish Honor Society			893.64	0.00	0.00	0.00	893.64
4680	Speech Club			0.00	0.00	0.00	0.00	0.00
4690	Spirit Shop			1,708.66	11,025.70	10,369.00	0.00	2,365.36
4710	Student Council			17,109.93	0.00	1,495.00	0.00	15,614.93
4725	Theater Workshop			137.00	0.00	0.00	0.00	137.00
4728	Unified Club			2,121.76	0.00	0.00	0.00	2,121.76
4730	VIA			0.00	0.00	0.00	0.00	0.00
4770	Yearbook			7,409.89	67,500.00	0.00	0.00	74,909.89
4790	Business Logistics Academy			3,510.15	0.00	0.00	0.00	3,510.15
D Totals:				187,742.39	95,753.30	91,415.61	78,878.24	270,958.32

# Current Cash Balance

Sorted by Site ID, Group ID, Activity ID.

From 08/01/2023 to 08/31/2023.

Site ID Group ID	Site Name Group Name	Activity ID	Activity Name	Beginning Cash	Receipts	Disbursements	Adjustments	Cash Balance
E	ADMINISTRATIVE CUSTODIAL							
	5010		After Prom	1,241.82	0.00	0.00	0.00	1,241.82
	5020		Fines	957.99	0.00	0.00	0.00	957.99
	5025		Fines - Library Book	570.85	421.48	0.00	0.00	992.33
	5027		Fines-Textbooks	4,900.80	-99.99	0.00	0.00	4,800.81
	5055		Hall of Fame	0.00	0.00	0.00	0.00	0.00
	5060		Hospitality	0.00	0.00	0.00	0.00	0.00
	5070		Library	0.00	0.00	0.00	0.00	0.00
	5100		Other Adm Custodial	46.75	0.00	0.00	0.00	46.75
	5115		Field Trips-Curriculum Related	0.00	0.00	0.00	0.00	0.00
	5120		P.E.	3,466.90	189.00	0.00	0.00	3,655.90
	5130		Parking	68,516.70	29,875.00	4,005.08	0.00	94,386.62
	5140		PayBac	286.35	0.00	0.00	0.00	286.35
	5150		Pool Maintenance	824.67	0.00	0.00	0.00	824.67
	5160		PSAT Exam	8,178.32	0.00	1,022.97	0.00	7,155.35
	5175		Student Scholarships	429.42	0.00	0.00	0.00	429.42
	5180		Teacher Fund/Grants	863.68	0.00	0.00	0.00	863.68
	5190		Transcripts	8,525.71	1,780.00	49.96	0.00	10,255.75
	5220		Site Improvements	0.00	0.00	0.00	0.00	0.00
E Totals:				98,809.96	32,165.49	5,078.01	0.00	125,897.44
Q	STUDENT FEE FUND							
	7160		Participation Fees - Athletics	0.00	25.00	0.00	0.00	25.00
	7161		Activity-Athletic Pass	16,705.00	59,215.00	105.00	0.00	75,815.00
	7170		Participation Fees - Clubs & Orgs	0.00	78,753.24	0.00	-78,753.24	0.00
	7190		Field Trips	0.00	0.00	0.00	0.00	0.00
Q Totals:				16,705.00	137,993.24	105.00	-78,753.24	75,840.00
R	AP/IB EXAMS							
	8010		AP Exams	126,241.95	14,870.00	2,532.00	0.00	138,579.95
	8020		IB Exams	11,840.80	476.00	0.00	0.00	12,316.80
R Totals:				138,082.75	15,346.00	2,532.00	0.00	150,896.75



## Current Cash Balance

Sorted by Site ID, Group ID, Activity ID.  
From 08/01/2023 to 08/31/2023.

Site ID	Site Name						
Group ID	Group Name						
Activity ID	Activity Name	Beginning Cash	Receipts	Disbursements	Adjustments	Cash Balance	
S	ATHLETIC						
9010	Gate Receipts	-534.20	9,767.00	611.58	0.00	8,621.22	
9020	Cash Reserve	338,015.06	0.00	0.00	0.00	338,015.06	
9030	Concessions	9,170.27	5,918.35	3,326.03	0.00	11,762.59	
9040	Tickets	1,600.00	7,395.00	0.00	0.00	8,995.00	
9050	Athletic-General	-217.39	0.00	17,358.00	0.00	-17,575.39	
9055	Athletics - Projects	3,740.94	0.00	0.00	0.00	3,740.94	
9060	Athletic Director	0.00	0.00	0.00	0.00	0.00	
9070	Miscellaneous Receipts	12,814.93	8.00	0.00	0.00	12,822.93	
9080	Fundraising-Athletic	0.00	0.00	0.00	0.00	0.00	
9090	Strength & Conditioning	2,509.63	0.00	0.00	0.00	2,509.63	
9100	Athletic Training	-1,028.40	21.59	0.00	0.00	-1,006.81	
9110	Activities	76.40	3,000.00	151.35	0.00	2,925.05	
9120	Booster Contributions-Girls	8.21	0.00	0.00	0.00	8.21	
9130	Booster Contributions-Boys	8.21	0.00	0.00	0.00	8.21	
S Totals:		366,163.66	26,109.94	21,446.96	0.00	370,826.64	
NHS Activity Totals:		626,806.70	362,029.98	192,036.28	0.00	796,800.40	

	Begin Balance	Transfers	Receipts	Disbursements	Adjustments	End Balance
NHS Checking:			362,029.98	192,036.28		
NHS Investment:						
NHS Bank Balances:	626,806.70		362,029.98	192,036.28	0.00	796,800.40

# Current Cash Balance

Sorted by Site ID, Group ID, Activity ID.

From 08/01/2023 to 08/31/2023.

Site ID	Site Name						
Group ID	Group Name						
Activity ID	Activity Name	Beginning Cash	Receipts	Disbursements	Adjustments	Cash Balance	
SHS	Millard South High School						
A	ACTIVITY GENERAL						
1010	General Admin	0.00	0.00	3,347.10	0.00	-3,347.10	
1016	Rev Trak Fees	0.00	0.00	0.00	0.00	0.00	
1017	Returned Checks	0.00	0.00	0.00	0.00	0.00	
1018	School Pay Fees	0.00	0.00	0.00	0.00	0.00	
1025	Savings	0.00	0.00	0.00	0.00	0.00	
1030	Staff Vending	4,262.98	0.00	0.00	0.00	4,262.98	
1035	Student Vending	0.00	0.00	0.00	0.00	0.00	
1040	Donations	13,194.00	0.00	0.00	0.00	13,194.00	
1041	Donations Students	770.41	0.00	0.00	0.00	770.41	
1042	Patriots Care Pantry	4,978.08	1,729.11	0.00	0.00	6,707.19	
1050	Projects/Support	0.00	0.00	0.00	0.00	0.00	
1060	Public Relations	0.00	0.00	0.00	0.00	0.00	
1064	Family Engagement Night	505.37	0.00	0.00	0.00	505.37	
1070	Start Up Cash	-8,403.00	0.00	9,800.00	0.00	-18,203.00	
1090	Other Revenue	0.00	14.62	0.00	0.00	14.62	
1100	Damage & Loss Property	0.00	0.00	0.00	0.00	0.00	
1105	Laptop Insurance	0.00	4,960.00	40.00	0.00	4,920.00	
1106	Laptop Loss/Damage	116.00	707.00	0.00	0.00	823.00	
1110	Extracurr Transportation	0.00	0.00	0.00	0.00	0.00	
1120	Equipment Replacement/Repair	0.00	0.00	0.00	0.00	0.00	
1130	Building Maintenance	0.00	0.00	55.00	0.00	-55.00	
1140	Student Recognition Incentive	0.00	0.00	0.00	0.00	0.00	
1150	Capital Outlay	0.00	0.00	0.00	0.00	0.00	
1160	Personnel Support	0.00	0.00	545.38	0.00	-545.38	
1170	Wellness	1,051.81	0.00	0.00	0.00	1,051.81	
A Totals:		16,475.65	7,410.73	13,787.48	0.00	10,098.90	

# Current Cash Balance

Sorted by Site ID, Group ID, Activity ID.

From 08/01/2023 to 08/31/2023.

Site ID	Site Name					
Group ID	Group Name					
Activity ID	Activity Name	Beginning Cash	Receipts	Disbursements	Adjustments	Cash Balance
B	Athletics-Girls					
2051	Awards - Girls Basketball	0.00	0.00	0.00	0.00	0.00
2052	Camps - Girls Basketball	8,668.32	0.00	298.84	0.00	8,369.48
2053	Entry Fees - Girls Basketball	0.00	0.00	0.00	0.00	0.00
2054	Equipment - Girls Basketball	0.00	0.00	0.00	0.00	0.00
2055	Lodging - Girls Basketball	0.00	0.00	0.00	0.00	0.00
2056	Meals - Girls Basketball	0.00	0.00	0.00	0.00	0.00
2057	Officials - Girls Basketball	0.00	0.00	0.00	0.00	0.00
2058	Prof. Development - Girls Basketball	0.00	0.00	0.00	0.00	0.00
2059	Scouting - Girls Basketball	0.00	0.00	0.00	0.00	0.00
2060	Security - Girls Basketball	0.00	0.00	0.00	0.00	0.00
2061	Transportation - Girls Basketball	0.00	0.00	0.00	0.00	0.00
2062	Uniforms/Apparel - Girls Basketball	0.00	0.00	0.00	0.00	0.00
2063	Misc. Expenditures - Girls Basketball	0.00	0.00	25.68	0.00	-25.68
2101	Awards - Girls Cross Country	0.00	0.00	0.00	0.00	0.00
2102	Camps - Girls Cross Country	0.00	0.00	0.00	0.00	0.00
2103	Entry Fees - Girls Cross Country	0.00	0.00	125.00	0.00	-125.00
2104	Equipment - Girls Cross Country	0.00	0.00	0.00	0.00	0.00
2105	Lodging - Girls Cross Country	0.00	0.00	0.00	0.00	0.00
2106	Meals - Girls Cross Country	0.00	0.00	0.00	0.00	0.00
2107	Officials - Girls Cross Country	0.00	0.00	0.00	0.00	0.00
2108	Prof. Development - Girls Cross Country	0.00	0.00	0.00	0.00	0.00
2109	Scouting - Girls Cross Country	0.00	0.00	0.00	0.00	0.00
2110	Security - Girls Cross Country	0.00	0.00	0.00	0.00	0.00
2111	Transportation - Girls Cross Country	0.00	0.00	0.00	0.00	0.00
2112	Uniforms/Apparel - Girls Cross Country	0.00	0.00	0.00	0.00	0.00
2113	Misc. Expenditures - Girls Cross Country	0.00	0.00	0.00	0.00	0.00
2151	Awards - Girls Golf	0.00	0.00	92.25	0.00	-92.25
2152	Camps - Girls Golf	808.12	0.00	0.00	0.00	808.12
2153	Entry Fees - Girls Golf	0.00	0.00	100.00	0.00	-100.00
2154	Equipment - Girls Golf	0.00	0.00	0.00	0.00	0.00
2155	Lodging - Girls Golf	0.00	0.00	0.00	0.00	0.00
2156	Meals - Girls Golf	0.00	0.00	0.00	0.00	0.00
2157	Officials - Girls Golf	0.00	0.00	0.00	0.00	0.00
2158	Prof. Development - Girls Golf	0.00	0.00	0.00	0.00	0.00
2159	Scouting - Girls Golf	0.00	0.00	0.00	0.00	0.00
2160	Security - Girls Golf	0.00	0.00	0.00	0.00	0.00
2161	Transportation - Girls Golf	0.00	0.00	0.00	0.00	0.00
2162	Uniforms/Apparel - Girls Golf	0.00	0.00	0.00	0.00	0.00
2163	Misc. Expenditures - Girls Golf	0.00	0.00	0.00	0.00	0.00
2201	Awards - Girls Soccer	0.00	0.00	0.00	0.00	0.00
2202	Camps - Girls Soccer	8,233.73	0.00	797.00	0.00	7,436.73
2203	Entry Fees - Girls Soccer	0.00	0.00	0.00	0.00	0.00
2204	Equipment - Girls Soccer	0.00	0.00	0.00	0.00	0.00
2205	Lodging - Girls Soccer	0.00	0.00	0.00	0.00	0.00

# Current Cash Balance

Sorted by Site ID, Group ID, Activity ID,  
From 08/01/2023 to 08/31/2023.

Site ID Group ID	Site Name Group Name	Activity ID	Activity Name	Beginning Cash	Receipts	Disbursements	Adjustments	Cash Balance
2206			Meals - Girls Soccer	0.00	0.00	0.00	0.00	0.00
2207			Officials - Girls Soccer	0.00	0.00	0.00	0.00	0.00
2208			Prof. Development - Girls Soccer	0.00	0.00	0.00	0.00	0.00
2209			Scouting - Girls Soccer	0.00	0.00	0.00	0.00	0.00
2210			Security - Girls Soccer	0.00	0.00	0.00	0.00	0.00
2211			Transportation - Girls Soccer	0.00	0.00	0.00	0.00	0.00
2212			Uniforms/Apparel - Girls Soccer	0.00	0.00	0.00	0.00	0.00
2213			Misc. Expenditures - Girls Soccer	0.00	0.00	0.00	0.00	0.00
2251			Awards - Girls Swimming	0.00	0.00	0.00	0.00	0.00
2252			Camps - Girls Swimming	76.09	0.00	0.00	0.00	76.09
2253			Entry Fees - Girls Swimming	0.00	0.00	0.00	0.00	0.00
2254			Equipment - Girls Swimming	0.00	0.00	0.00	0.00	0.00
2255			Lodging - Girls Swimming	0.00	0.00	0.00	0.00	0.00
2256			Meals - Girls Swimming	0.00	0.00	0.00	0.00	0.00
2257			Officials - Girls Swimming	0.00	0.00	0.00	0.00	0.00
2258			Prof. Development - Girls Swimming	0.00	0.00	0.00	0.00	0.00
2259			Scouting - Girls Swimming	0.00	0.00	0.00	0.00	0.00
2260			Security - Girls Swimming	0.00	0.00	0.00	0.00	0.00
2261			Transportation - Girls Swimming	0.00	0.00	0.00	0.00	0.00
2262			Uniforms/Apparel - Girls Swimming	0.00	0.00	0.00	0.00	0.00
2263			Misc. Expenditures - Girls Swimming	0.00	0.00	0.00	0.00	0.00
2301			Awards - Girls Tennis	0.00	0.00	0.00	0.00	0.00
2302			Camps - Girls Tennis	0.00	0.00	0.00	0.00	0.00
2303			Entry Fees - Girls Tennis	0.00	0.00	0.00	0.00	0.00
2304			Equipment - Girls Tennis	0.00	0.00	324.00	0.00	-324.00
2305			Lodging - Girls Tennis	0.00	0.00	0.00	0.00	0.00
2306			Meals - Girls Tennis	0.00	0.00	0.00	0.00	0.00
2307			Officials - Girls Tennis	0.00	0.00	0.00	0.00	0.00
2308			Prof. Development - Girls Tennis	0.00	0.00	0.00	0.00	0.00
2309			Scouting - Girls Tennis	0.00	0.00	0.00	0.00	0.00
2310			Security - Girls Tennis	0.00	0.00	0.00	0.00	0.00
2311			Transportation - Girls Tennis	0.00	0.00	0.00	0.00	0.00
2312			Uniforms/Apparel - Girls Tennis	0.00	0.00	0.00	0.00	0.00
2313			Misc. Expenditures - Girls Tennis	0.00	0.00	0.00	0.00	0.00
2351			Awards - Girls Track	0.00	0.00	0.00	0.00	0.00
2352			Camps - Girls Track	0.00	0.00	0.00	0.00	0.00
2353			Entry Fees - Girls Track	0.00	0.00	0.00	0.00	0.00
2354			Equipment - Girls Track	0.00	0.00	2,798.50	0.00	-2,798.50
2355			Lodging - Girls Track	0.00	0.00	0.00	0.00	0.00
2356			Meals - Girls Track	0.00	0.00	0.00	0.00	0.00
2357			Officials - Girls Track	0.00	0.00	0.00	0.00	0.00
2358			Prof. Development - Girls Track	0.00	0.00	0.00	0.00	0.00
2359			Scouting - Girls Track	0.00	0.00	0.00	0.00	0.00
2360			Security - Girls Track	0.00	0.00	0.00	0.00	0.00
2361			Transportation - Girls Track	0.00	0.00	0.00	0.00	0.00



# Current Cash Balance

Sorted by Site ID, Group ID, Activity ID.  
From 08/01/2023 to 08/31/2023.

Site ID Group ID	Site Name Group Name	Activity ID	Activity Name	Beginning Cash	Receipts	Disbursements	Adjustments	Cash Balance
2362			Uniforms/Apparel - Girls Track	0.00	0.00	0.00	0.00	0.00
2363			Misc. Expenditures - Girls Track	0.00	0.00	290.97	0.00	-290.97
2401			Awards - Girls Volleyball	0.00	0.00	181.75	0.00	-181.75
2402			Camps - Girls Volleyball	8,706.82	1,325.00	4,580.45	0.00	5,451.37
2403			Entry Fees - Girls Volleyball	0.00	0.00	220.00	0.00	-220.00
2404			Equipment - Girls Volleyball	0.00	0.00	0.00	0.00	0.00
2405			Lodging - Girls Volleyball	0.00	0.00	0.00	0.00	0.00
2406			Meals - Girls Volleyball	0.00	0.00	0.00	0.00	0.00
2407			Officials - Girls Volleyball	0.00	0.00	300.00	0.00	-300.00
2408			Prof. Development - Girls Volleyball	0.00	0.00	0.00	0.00	0.00
2409			Scouting - Girls Volleyball	0.00	0.00	0.00	0.00	0.00
2410			Security - Girls Volleyball	0.00	0.00	0.00	0.00	0.00
2411			Transportation - Girls Volleyball	0.00	0.00	0.00	0.00	0.00
2412			Uniforms/Apparel - Girls Volleyball	0.00	0.00	0.00	0.00	0.00
2413			Misc. Expenditures - Girls Volleyball	0.00	0.00	0.00	0.00	0.00
2451			Awards - Girls Softball	0.00	0.00	49.50	0.00	-49.50
2452			Camps - Girls Softball	31,791.57	1,140.00	3,486.00	0.00	29,445.57
2453			Entry Fees - Girls Softball	0.00	0.00	300.00	0.00	-300.00
2454			Equipment - Girls Softball	0.00	0.00	-1,403.06	0.00	1,403.06
2455			Lodging - Girls Softball	0.00	0.00	0.00	0.00	0.00
2456			Meals - Girls Softball	0.00	0.00	0.00	0.00	0.00
2457			Officials - Girls Softball	0.00	0.00	900.00	0.00	-900.00
2458			Prof. Development - Girls Softball	0.00	0.00	0.00	0.00	0.00
2459			Scouting - Girls Softball	0.00	0.00	0.00	0.00	0.00
2460			Security - Girls Softball	0.00	0.00	0.00	0.00	0.00
2461			Transportation - Girls Softball	0.00	0.00	0.00	0.00	0.00
2462			Uniforms/Apparel - Girls Softball	0.00	0.00	0.00	0.00	0.00
2463			Misc. Expenditures - Girls Softball	0.00	0.00	0.00	0.00	0.00
2464			Softball Advertising	0.00	0.00	0.00	0.00	0.00
2501			Awards-Girls Bowling	0.00	0.00	0.00	0.00	0.00
2502			Camps-Girls Bowling	104.15	0.00	0.00	0.00	104.15
2503			Entry Fees-Girls Bowling	0.00	0.00	0.00	0.00	0.00
2504			Equipment-Girls Bowling	0.00	0.00	0.00	0.00	0.00
2505			Lodging-Girls Bowling	0.00	0.00	0.00	0.00	0.00
2506			Meals-Girls Bowling	0.00	0.00	0.00	0.00	0.00
2507			Officials-Girls Bowling	0.00	0.00	0.00	0.00	0.00
2508			Professional Development-Girls Bowling	0.00	0.00	0.00	0.00	0.00
2551			Awards-Girls Wrestling	0.00	0.00	0.00	0.00	0.00
2552			Camps-Girls Wrestling	3,977.31	0.00	0.00	0.00	3,977.31
2553			Entry Fees-Girls Wrestling	0.00	0.00	0.00	0.00	0.00
2554			Equipment-Girls Wrestling	0.00	0.00	0.00	0.00	0.00
2555			Lodging-Girls Wrestling	0.00	0.00	0.00	0.00	0.00
2556			Meals-Girls Wrestling	0.00	0.00	0.00	0.00	0.00
2557			Officials-Girls Wrestling	0.00	0.00	0.00	0.00	0.00
2558			Prof. Development-Girls Wrestling	0.00	0.00	0.00	0.00	0.00

# Current Cash Balance

Sorted by Site ID, Group ID, Activity ID.

From 08/01/2023 to 08/31/2023.

Site ID	Site Name						
Group ID	Group Name						
Activity ID	Activity Name	Beginning Cash	Receipts	Disbursements	Adjustments	Cash Balance	
2559	Scouting-Girls Wrestling	0.00	0.00	0.00	0.00	0.00	
2560	Security-Girls Wrestling	0.00	0.00	0.00	0.00	0.00	
2561	Transportation-Girls Wrestling	0.00	0.00	0.00	0.00	0.00	
2562	Uniforms/Apparel-Girls Wrestling	0.00	0.00	0.00	0.00	0.00	
2563	Misc Expenditures-Girls Wrestling	0.00	0.00	0.00	0.00	0.00	
2601	Awards-Girls Unified Sports	0.00	0.00	0.00	0.00	0.00	
2602	Camps-Girls Unified Sports	785.37	0.00	0.00	0.00	785.37	
2603	Entry Fees-Girls Unified Sports	0.00	0.00	0.00	0.00	0.00	
2604	Equipment-Girls Unified Sports	0.00	0.00	0.00	0.00	0.00	
2605	Lodging-Girls Unified Sports	0.00	0.00	0.00	0.00	0.00	
2606	Meals-Girls Unified Sports	0.00	0.00	0.00	0.00	0.00	
2607	Officials-Girls Unified Sports	0.00	0.00	0.00	0.00	0.00	
2608	Prof. Development-Girls Unified Sports	0.00	0.00	0.00	0.00	0.00	
2609	Scouting-Girls Unified Sports	0.00	0.00	0.00	0.00	0.00	
2610	Security-Girls Unified Sports	0.00	0.00	0.00	0.00	0.00	
2611	Transportation-Girls Unified Sports	0.00	0.00	0.00	0.00	0.00	
2612	Uniforms/Apparel-Girls Unified Sports	0.00	0.00	0.00	0.00	0.00	
2613	Misc. Expenditures-Girls Unified Sports	0.00	0.00	0.00	0.00	0.00	
B Totals:		63,151.48	2,465.00	13,466.88	0.00	52,149.60	

# Current Cash Balance

Sorted by Site ID, Group ID, Activity ID.  
From 08/01/2023 to 08/31/2023.

Site ID	Site Name					
Group ID	Group Name					
Activity ID	Activity Name	Beginning Cash	Receipts	Disbursements	Adjustments	Cash Balance
C	Athletics-Boys					
3007	Officials - Boys	0.00	0.00	0.00	0.00	0.00
3011	Transportation - Boys	0.00	0.00	0.00	0.00	0.00
3051	Awards - Boys Basketball	0.00	0.00	0.00	0.00	0.00
3052	Camps - Boys Basketball	1,703.21	0.00	147.10	0.00	1,556.11
3053	Entry Fees - Boys Basketball	0.00	0.00	0.00	0.00	0.00
3054	Equipment - Boys Basketball	0.00	0.00	0.00	0.00	0.00
3055	Lodging - Boys Basketball	0.00	0.00	0.00	0.00	0.00
3056	Meals - Boys Basketball	0.00	0.00	0.00	0.00	0.00
3057	Officials - Boys Basketball	0.00	0.00	0.00	0.00	0.00
3058	Prof. Development - Boys Basketball	0.00	0.00	0.00	0.00	0.00
3059	Scouting - Boys Basketball	0.00	0.00	0.00	0.00	0.00
3060	Security - Boys Basketball	0.00	0.00	0.00	0.00	0.00
3061	Transportation - Boys Basketball	0.00	0.00	0.00	0.00	0.00
3062	Uniforms/Apparel - Boys Basketball	0.00	0.00	0.00	0.00	0.00
3063	Misc. Expenditures - Boys Basketball	0.00	0.00	25.68	0.00	-25.68
3101	Awards - Boys Cross Country	0.00	0.00	0.00	0.00	0.00
3102	Camps - Boys Cross Country	2,927.07	0.00	228.00	0.00	2,699.07
3103	Entry Fees - Boys Cross Country	0.00	0.00	125.00	0.00	-125.00
3104	Equipment - Boys Cross Country	0.00	0.00	0.00	0.00	0.00
3105	Lodging - Boys Cross Country	0.00	0.00	0.00	0.00	0.00
3106	Meals - Boys Cross Country	0.00	0.00	0.00	0.00	0.00
3107	Officials - Boys Cross Country	0.00	0.00	0.00	0.00	0.00
3108	Prof. Development - Boys Cross Country	0.00	0.00	0.00	0.00	0.00
3109	Scouting - Boys Cross Country	0.00	0.00	0.00	0.00	0.00
3110	Security - Boys Cross Country	0.00	0.00	0.00	0.00	0.00
3111	Transportation - Boys Cross Country	0.00	0.00	0.00	0.00	0.00
3112	Uniforms/Apparel - Boys Cross Country	0.00	0.00	0.00	0.00	0.00
3113	Misc. Expenditures - Boys Cross Country	0.00	0.00	0.00	0.00	0.00
3151	Awards - Boys Golf	0.00	0.00	0.00	0.00	0.00
3152	Camps - Boys Golf	36.87	0.00	0.00	0.00	36.87
3153	Entry Fees - Boys Golf	0.00	0.00	0.00	0.00	0.00
3154	Equipment - Boys Golf	0.00	0.00	0.00	0.00	0.00
3155	Lodging - Boys Golf	0.00	0.00	0.00	0.00	0.00
3156	Meals - Boys Golf	0.00	0.00	0.00	0.00	0.00
3157	Officials - Boys Golf	0.00	0.00	0.00	0.00	0.00
3158	Prof. Development - Boys Golf	0.00	0.00	0.00	0.00	0.00
3159	Scouting - Boys Golf	0.00	0.00	0.00	0.00	0.00
3160	Security - Boys Golf	0.00	0.00	0.00	0.00	0.00
3161	Transportation - Boys Golf	0.00	0.00	0.00	0.00	0.00
3162	Uniforms/Apparel - Boys Golf	0.00	0.00	0.00	0.00	0.00
3163	Misc. Expenditures - Boys Golf	0.00	0.00	0.00	0.00	0.00
3201	Awards - Boys Soccer	0.00	0.00	0.00	0.00	0.00
3202	Camps - Boys Soccer	8,035.69	0.00	0.00	0.00	8,035.69
3203	Entry Fees - Boys Soccer	0.00	0.00	0.00	0.00	0.00

# Current Cash Balance

Sorted by Site ID, Group ID, Activity ID.  
From 08/01/2023 to 08/31/2023.

Site ID Group ID	Site Name Group Name	Activity ID	Activity Name	Beginning Cash	Receipts	Disbursements	Adjustments	Cash Balance
3204			Equipment - Boys Soccer	0.00	0.00	0.00	0.00	0.00
3205			Lodging - Boys Soccer	0.00	0.00	0.00	0.00	0.00
3206			Meals - Boys Soccer	0.00	0.00	0.00	0.00	0.00
3207			Officials - Boys Soccer	0.00	0.00	0.00	0.00	0.00
3208			Prof. Development - Boys Soccer	0.00	0.00	0.00	0.00	0.00
3209			Scouting - Boys Soccer	0.00	0.00	0.00	0.00	0.00
3210			Security - Boys Soccer	0.00	0.00	0.00	0.00	0.00
3211			Transportation - Boys Soccer	0.00	0.00	0.00	0.00	0.00
3212			Uniforms/Apparel - Boys Soccer	0.00	0.00	0.00	0.00	0.00
3213			Misc. Expenditures - Boys Soccer	0.00	0.00	0.00	0.00	0.00
3251			Awards - Boys Swimming	0.00	0.00	0.00	0.00	0.00
3252			Camps - Boys Swimming	0.00	0.00	0.00	0.00	0.00
3253			Entry Fees - Boys Swimming	0.00	0.00	0.00	0.00	0.00
3254			Equipment - Boys Swimming	0.00	0.00	0.00	0.00	0.00
3255			Lodging - Boys Swimming	0.00	0.00	0.00	0.00	0.00
3256			Meals - Boys Swimming	0.00	0.00	0.00	0.00	0.00
3257			Officials - Boys Swimming	0.00	0.00	0.00	0.00	0.00
3258			Prof. Development - Boys Swimming	0.00	0.00	0.00	0.00	0.00
3259			Scouting - Boys Swimming	0.00	0.00	0.00	0.00	0.00
3260			Security - Boys Swimming	0.00	0.00	0.00	0.00	0.00
3261			Transportation - Boys Swimming	0.00	0.00	0.00	0.00	0.00
3262			Uniforms/Apparels - Boys Swimming	0.00	0.00	0.00	0.00	0.00
3263			Misc. Expenditures - Boys Swimming	0.00	0.00	0.00	0.00	0.00
3301			Awards - Boys Tennis	0.00	0.00	0.00	0.00	0.00
3302			Camps - Boys Tennis	3,823.60	4,000.00	1,095.00	0.00	6,728.60
3303			Entry Fees - Boys Tennis	0.00	0.00	140.00	0.00	-140.00
3304			Equipment - Boys Tennis	0.00	0.00	324.00	0.00	-324.00
3305			Lodging - Boys Tennis	0.00	0.00	0.00	0.00	0.00
3306			Meals - Boys Tennis	0.00	0.00	0.00	0.00	0.00
3307			Officials - Boys Tennis	0.00	0.00	0.00	0.00	0.00
3308			Prof. Development - Boys Tennis	0.00	0.00	0.00	0.00	0.00
3309			Scouting - Boys Tennis	0.00	0.00	0.00	0.00	0.00
3310			Security - Boys Tennis	0.00	0.00	0.00	0.00	0.00
3311			Transportation - Boys Tennis	0.00	0.00	0.00	0.00	0.00
3312			Uniforms/Apparel - Boys Tennis	0.00	0.00	0.00	0.00	0.00
3313			Misc. Expenditures - Boys Tennis	0.00	0.00	0.00	0.00	0.00
3351			Awards - Boys Track	0.00	0.00	0.00	0.00	0.00
3352			Camps - Boys Track	2,709.54	0.00	50.00	0.00	2,659.54
3353			Entry Fees - Boys Track	0.00	0.00	0.00	0.00	0.00
3354			Equipment - Boys Track	0.00	0.00	2,798.49	0.00	-2,798.49
3355			Lodging - Boys Track	0.00	0.00	0.00	0.00	0.00
3356			Meals - Boys Track	0.00	0.00	0.00	0.00	0.00
3357			Officials - Boys Track	0.00	0.00	0.00	0.00	0.00
3358			Prof. Development - Boys Track	0.00	0.00	0.00	0.00	0.00
3359			Scouting - Boys Track	0.00	0.00	0.00	0.00	0.00



## Current Cash Balance

Sorted by Site ID, Group ID, Activity ID.  
From 08/01/2023 to 08/31/2023.

Site ID Group ID	Site Name Group Name	Activity ID	Activity Name	Beginning Cash	Receipts	Disbursements	Adjustments	Cash Balance
3360			Security - Boys Track	0.00	0.00	0.00	0.00	0.00
3361			Transportation - Boys Track	0.00	0.00	0.00	0.00	0.00
3362			Uniforms/Apparel - Boys Track	0.00	0.00	0.00	0.00	0.00
3363			Misc. Expenditures - Boys Track	0.00	0.00	290.96	0.00	-290.96
3451			Awards - Boys Baseball	0.00	0.00	0.00	0.00	0.00
3452			Camps - Boys Baseball	18,228.62	0.00	0.00	0.00	18,228.62
3453			Entry Fees - Boys Baseball	0.00	0.00	0.00	0.00	0.00
3454			Equipment - Boys Baseball	0.00	0.00	4,574.78	0.00	-4,574.78
3455			Lodging - Boys Baseball	0.00	0.00	0.00	0.00	0.00
3456			Meals - Boys Baseball	0.00	0.00	0.00	0.00	0.00
3457			Officials - Boys Baseball	0.00	0.00	0.00	0.00	0.00
3458			Prof. Development - Boys Baseball	0.00	0.00	0.00	0.00	0.00
3459			Scouting - Boys Baseball	0.00	0.00	0.00	0.00	0.00
3460			Security - Boys Baseball	0.00	0.00	0.00	0.00	0.00
3461			Transportation - Boys Baseball	0.00	0.00	0.00	0.00	0.00
3462			Uniforms/Apparel - Boys Baseball	0.00	0.00	0.00	0.00	0.00
3463			Misc. Expenditures - Boys Baseball	0.00	0.00	1,536.00	0.00	-1,536.00
3501			Awards - Boys Football	0.00	0.00	0.00	0.00	0.00
3502			Camps - Boys Football	12,922.40	49,655.76	14,650.21	0.00	47,927.95
3503			Entry Fees - Boys Football	0.00	0.00	0.00	0.00	0.00
3504			Equipment - Boys Football	0.00	0.00	22,972.01	0.00	-22,972.01
3505			Lodging - Boys Football	0.00	0.00	0.00	0.00	0.00
3506			Meals - Boys Football	0.00	0.00	0.00	0.00	0.00
3507			Officials - Boys Football	0.00	0.00	1,060.00	0.00	-1,060.00
3508			Prof. Development - Boys Football	0.00	0.00	0.00	0.00	0.00
3509			Scouting - Boys Football	0.00	0.00	0.00	0.00	0.00
3510			Security - Boys Football	0.00	0.00	250.00	0.00	-250.00
3511			Transportation - Boys Football	0.00	0.00	0.00	0.00	0.00
3512			Uniforms/Apparel - Boys Football	0.00	0.00	24,664.99	0.00	-24,664.99
3515			Misc. Expenditures - Boys Football	0.00	0.00	0.00	0.00	0.00
3551			Awards - Boys Wrestling	0.00	0.00	0.00	0.00	0.00
3552			Camps - Boys Wrestling	1,057.26	0.00	0.00	0.00	1,057.26
3553			Entry Fees - Boys Wrestling	0.00	0.00	0.00	0.00	0.00
3554			Equipment - Boys Wrestling	0.00	0.00	0.00	0.00	0.00
3555			Lodging - Boys Wrestling	0.00	0.00	0.00	0.00	0.00
3556			Meals - Boys Wrestling	0.00	0.00	0.00	0.00	0.00
3557			Officials - Boys Wrestling	0.00	0.00	0.00	0.00	0.00
3558			Prof. Development - Boys Wrestling	0.00	0.00	0.00	0.00	0.00
3559			Scouting - Boys Wrestling	0.00	0.00	0.00	0.00	0.00
3560			Security - Boys Wrestling	0.00	0.00	0.00	0.00	0.00
3561			Transportation - Boys Wrestling	0.00	0.00	0.00	0.00	0.00
3562			Uniforms/Apparel - Boys Wrestling	0.00	0.00	0.00	0.00	0.00
3563			Misc. Expenditures - Boys Wrestling	0.00	0.00	0.00	0.00	0.00
3601			Awards-Boys Unified Sports	0.00	0.00	0.00	0.00	0.00
3602			Camps-Boys Unified Sports	0.00	0.00	0.00	0.00	0.00

## Current Cash Balance

Sorted by Site ID, Group ID, Activity ID,  
From 08/01/2023 to 08/31/2023.

Site ID	Site Name						
Group ID	Group Name						
Activity ID	Activity Name	Beginning Cash	Receipts	Disbursements	Adjustments	Cash Balance	
3603	Entry Fees-Boys Unified Sports	0.00	0.00	0.00	0.00	0.00	
3604	Equipment-Boys Unified Sports	0.00	0.00	0.00	0.00	0.00	
3605	Lodging-Boys Unified Sports	0.00	0.00	0.00	0.00	0.00	
3606	Meals-Boys Unified Sports	0.00	0.00	0.00	0.00	0.00	
3607	Officials-Boys Unified Sports	0.00	0.00	0.00	0.00	0.00	
3608	Prof. Development-Boys Unified Sports	0.00	0.00	0.00	0.00	0.00	
3609	Scouting-Boys Unified Sports	0.00	0.00	0.00	0.00	0.00	
3610	Security-Boys Unified Sports	0.00	0.00	0.00	0.00	0.00	
3611	Transportation-Boys Unified Sports	0.00	0.00	0.00	0.00	0.00	
3612	Uniforms/Apparel-Boys Unified Sports	0.00	0.00	0.00	0.00	0.00	
3613	Misc. Expenditures-Boys Unified Sports	0.00	0.00	0.00	0.00	0.00	
C Totals:		51,444.26	53,655.76	74,932.22	0.00	30,167.80	

# Current Cash Balance

Sorted by Site ID, Group ID, Activity ID.  
From 08/01/2023 to 08/31/2023.

Site ID	Site Name					
Group ID	Group Name					
Activity ID	Activity Name	Beginning Cash	Receipts	Disbursements	Adjustments	Cash Balance
D	CLUBS AND ORGANIZATIONS					
4010	40 Assets	0.00	0.00	0.00	0.00	0.00
4011	Patriot Way Club	0.00	0.00	0.00	0.00	0.00
4020	Academic Awards	0.00	0.00	0.00	0.00	0.00
4040	Art	77.32	0.00	0.00	0.00	77.32
4050	Astronomy Club	830.56	0.00	0.00	0.00	830.56
4055	Athletic Trainers Club	1,344.11	0.00	0.00	0.00	1,344.11
4060	Band	12,235.22	6,429.00	7,386.41	0.00	11,277.81
4064	Winter Guard	1,402.06	0.00	0.00	600.00	2,002.06
4065	NSBA	0.00	0.00	0.00	0.00	0.00
4091	Broadcasting Club	970.07	1,050.00	0.00	0.00	2,020.07
4109	Cheer Uniforms	0.00	0.00	0.00	0.00	0.00
4110	Cheerleading	2,132.82	915.27	0.00	0.00	3,048.09
4116	Cheer New Year	30,246.00	0.00	73,497.46	6,069.00	-37,182.46
4130	Chess Club	39.10	0.00	0.00	0.00	39.10
4140	Choir	7,065.74	0.00	308.45	0.00	6,757.29
4160	Construction	272.85	414.00	0.00	0.00	686.85
4180	Culinary	1,373.36	0.00	0.00	0.00	1,373.36
4190	Dance	-2,953.96	0.00	0.00	0.00	-2,953.96
4192	Dance New Year	-4,778.17	948.90	10,689.00	6,709.68	-7,808.59
4200	Debate Team	29.16	200.00	0.00	-75.00	154.16
4210	DECA	1,118.40	0.00	3,878.69	0.00	-2,760.29
4215	Diversity	10.04	0.00	0.00	0.00	10.04
4216	Patriot Pals	30.61	0.00	0.00	0.00	30.61
4217	Patriot Perk	6,006.78	0.00	0.00	0.00	6,006.78
4230	Environmental Club	2,336.34	0.00	0.00	0.00	2,336.34
4240	Fashion Merchandising	5.08	0.00	0.00	0.00	5.08
4250	FCCLA	0.00	0.00	0.00	0.00	0.00
4260	FCS Club	0.00	0.00	0.00	0.00	0.00
4290	Forensics	1,462.28	0.00	0.00	75.00	1,537.28
4300	Foundation/PEMS	0.00	0.00	0.00	0.00	0.00
4310	French Club	437.34	0.00	0.00	0.00	437.34
4320	Educators Rising	1,603.03	0.00	0.00	0.00	1,603.03
4340	German Club	474.31	0.00	0.00	0.00	474.31
4350	Graphics	5.00	0.00	0.00	0.00	5.00
4360	History Club	0.00	0.00	0.00	0.00	0.00
4365	HOSA	1,270.94	0.00	0.00	0.00	1,270.94
4380	International Club	0.00	0.00	0.00	0.00	0.00
4390	Intramurals	1,219.39	0.00	0.00	0.00	1,219.39
4405	AFJROTC	2,895.17	0.00	0.00	0.00	2,895.17
4408	AFJROTC Marksmanship	0.00	0.00	0.00	0.00	0.00
4410	Junior Class	4,358.03	0.00	0.00	0.00	4,358.03
4450	LEO Club	410.01	0.00	0.00	0.00	410.01
4460	Literary Magazine	54.82	0.00	0.00	0.00	54.82
4470	Manufacturing	4,484.34	0.00	0.00	0.00	4,484.34

# Current Cash Balance

Sorted by Site ID, Group ID, Activity ID.  
From 08/01/2023 to 08/31/2023.

Site ID	Site Name					
Group ID	Group Name					
Activity ID	Activity Name	Beginning Cash	Receipts	Disbursements	Adjustments	Cash Balance
4500	Music Club	0.00	0.00	0.00	0.00	0.00
4510	National Honor Society	4,095.51	0.00	0.00	0.00	4,095.51
4520	Newspaper	6,997.62	0.00	13.99	0.00	6,983.63
4530	Orchestra	3,857.33	0.00	613.96	0.00	3,243.37
4550	Patriot Photo	434.39	0.00	0.00	0.00	434.39
4570	Play Production	7,635.40	93.63	238.00	0.00	7,491.03
4600	Robotics & Engineering Club	333.55	0.00	0.00	0.00	333.55
4640	Senior Class	312.21	0.00	35.94	0.00	276.27
4645	Show Choir	58,563.25	-590.00	5,871.00	15,790.00	67,892.25
4650	Skills USA	192.04	0.00	0.00	0.00	192.04
4660	Spanish Club	114.54	0.00	0.00	0.00	114.54
4690	Spirit Shop	36,943.88	7,715.57	17,650.75	0.00	27,008.70
4710	Student Council	-2,219.23	1,970.50	7,042.29	0.00	-7,291.02
4760	World Language	833.99	0.00	0.00	0.00	833.99
4770	Yearbook	23,255.08	12,265.00	45.10	0.00	35,474.98

D Totals: 219,817.71 31,411.87 127,271.04 29,168.68 153,127.22

## E ADMINISTRATIVE CUSTODIAL

5010	After Prom	0.00	0.00	0.00	0.00	0.00
5020	Fines	0.00	0.00	0.00	0.00	0.00
5021	Art Fines	0.00	0.00	0.00	0.00	0.00
5025	Fines - Library Book	4,146.14	34.59	0.00	0.00	4,180.73
5027	Fines-Textbooks	38,703.17	12.00	0.00	0.00	38,715.17
5030	Counseling Center	11,720.48	0.00	0.00	0.00	11,720.48
5040	Fundraising-General	0.00	0.00	0.00	0.00	0.00
5055	Hall of Fame	1,631.84	0.00	0.00	0.00	1,631.84
5060	Hospitality	2,251.15	1,125.00	144.90	0.00	3,231.25
5070	Library	0.00	0.00	0.00	0.00	0.00
5097	New Frontier	0.00	0.00	0.00	0.00	0.00
5100	Other Adm Custodial	0.00	0.00	0.00	0.00	0.00
5110	Other Student Activities	0.00	0.00	0.00	0.00	0.00
5115	Field Trips-Curriculum Related	0.00	0.00	0.00	0.00	0.00
5130	Parking	69,034.63	5,770.00	554.65	0.00	74,249.98
5135	Patriot Post	0.00	0.00	0.00	0.00	0.00
5140	PayBac	0.00	0.00	0.00	0.00	0.00
5150	Pool Maintenance	23,587.37	0.00	0.00	0.00	23,587.37
5160	PSAT Exam	2,333.69	0.00	0.00	0.00	2,333.69
5166	SpEd	122.94	0.00	0.00	0.00	122.94
5167	Student ID Card Fee	1,683.32	0.00	0.00	0.00	1,683.32
5170	Student Notebooks	0.00	0.00	0.00	0.00	0.00
5180	Teacher Fund/Grants	1,517.05	0.00	0.00	0.00	1,517.05
5185	Technology	0.00	0.00	0.00	0.00	0.00
5190	Transcripts	0.00	70.00	0.00	0.00	70.00

E Totals: 156,731.78 7,011.59 699.55 0.00 163,043.82



# Current Cash Balance

Sorted by Site ID, Group ID, Activity ID.  
From 08/01/2023 to 08/31/2023.

Site ID	Site Name					
Group ID	Group Name					
Activity ID	Activity Name	Beginning Cash	Receipts	Disbursements	Adjustments	Cash Balance
<b>Q</b>	<b>STUDENT FEE FUND</b>					
7160	Participation Fees - Athletics	0.00	70.00	0.00	0.00	70.00
7161	Activity-Athletic Pass	0.00	8,005.00	0.00	0.00	8,005.00
7170	Participation Fees - Clubs & Orgs	0.00	29,168.68	0.00	-29,168.68	0.00
7190	Field Trips	0.00	0.00	0.00	0.00	0.00
	<b>Q Totals:</b>	<b>0.00</b>	<b>37,243.68</b>	<b>0.00</b>	<b>-29,168.68</b>	<b>8,075.00</b>
<b>R</b>	<b>AP/IB EXAMS</b>					
8010	AP Exams	66,850.08	2,600.00	0.00	0.00	69,450.08
	<b>R Totals:</b>	<b>66,850.08</b>	<b>2,600.00</b>	<b>0.00</b>	<b>0.00</b>	<b>69,450.08</b>
<b>S</b>	<b>ATHLETIC</b>					
9010	Gate Receipts	0.00	1,514.00	1,464.00	0.00	50.00
9020	Cash Reserve	250,678.56	0.00	0.00	0.00	250,678.56
9030	Concessions	0.00	147.25	14,230.37	0.00	-14,083.12
9040	Tickets	0.00	3,280.00	0.00	0.00	3,280.00
9050	Athletic-General	0.00	366.65	23,062.54	0.00	-22,695.89
9060	Athletic Director	0.00	0.00	0.00	0.00	0.00
9070	Miscellaneous Receipts	0.00	0.00	40.92	0.00	-40.92
9080	Fundraising-Athletic	0.00	0.00	0.00	0.00	0.00
9090	Strength & Conditioning	0.00	0.00	0.00	0.00	0.00
9100	Athletic Training	0.00	0.00	3,165.87	0.00	-3,165.87
9110	Activities	0.00	0.00	1,920.17	0.00	-1,920.17
9120	Booster Contributions-Girls	0.00	0.00	0.00	0.00	0.00
9130	Booster Contributions-Boys	0.00	0.00	0.00	0.00	0.00
9131	Unified Sports Donations	3,496.35	898.67	0.00	0.00	4,395.02
9140	Metro Tournament	0.00	0.00	0.00	0.00	0.00
	<b>S Totals:</b>	<b>254,174.91</b>	<b>6,206.57</b>	<b>43,883.87</b>	<b>0.00</b>	<b>216,497.61</b>
	<b>SHS Activity Totals:</b>	<b>828,645.87</b>	<b>148,005.20</b>	<b>274,041.04</b>	<b>0.00</b>	<b>702,610.03</b>

	Begin Balance	Transfers	Receipts	Disbursements	Adjustments	End Balance
SHS Checking:			148,005.20	274,041.04		
SHS Investment:						
SHS Bank Balances:	828,645.87		148,005.20	274,041.04	0.00	702,610.03

# Current Cash Balance

Sorted by Site ID, Group ID, Activity ID.  
From 08/01/2023 to 08/31/2023.

Site ID	Site Name					
Group ID	Group Name					
Activity ID	Activity Name	Beginning Cash	Receipts	Disbursements	Adjustments	Cash Balance
WHS	Millard West High School					
A	ACTIVITY GENERAL					
1010	General Admin	1,642.33	0.00	774.25	-1,782.50	-914.42
1016	Rev Trak Fees	0.00	0.00	0.00	0.00	0.00
1017	Returned Checks	550.11	0.00	0.00	0.00	550.11
1018	School Pay Fees	-951.66	2,575.71	0.00	0.00	1,624.05
1019	Due to Other Schools	70.13	467.45	70.13	0.00	467.45
1025	Savings	-244,708.40	0.00	370.98	0.00	-245,079.38
1030	Staff Vending	0.00	0.00	0.00	0.00	0.00
1035	Student Vending	0.00	0.00	0.00	0.00	0.00
1040	Donations	4,950.48	0.00	0.00	0.00	4,950.48
1050	Projects/Support	5,459.19	0.00	0.00	0.00	5,459.19
1070	Start Up Cash	0.00	0.00	0.00	0.00	0.00
1090	Other Revenue	5,303.69	370.98	0.00	0.00	5,674.67
1100	Damage & Loss Property	78.20	0.00	0.00	0.00	78.20
1105	Laptop Insurance	7,805.00	26,040.00	0.00	0.00	33,845.00
1106	Laptop Loss/Damage	2,851.00	2,064.00	0.00	0.00	4,915.00
1110	Extracurr Transportation	0.00	0.00	0.00	0.00	0.00
1120	Equipment Replacement/Repair	0.00	0.00	0.00	0.00	0.00
1130	Building Maintenance	7.00	0.00	0.00	0.00	7.00
1140	Student Recognition Incentive	0.00	0.00	0.00	0.00	0.00
1150	Capital Outlay	0.00	0.00	0.00	0.00	0.00
1170	Wellness	0.00	0.00	0.00	0.00	0.00
A Totals:		-216,942.93	31,518.14	1,215.36	-1,782.50	-188,422.65

# Current Cash Balance

Sorted by Site ID, Group ID, Activity ID.  
From 08/01/2023 to 08/31/2023.

Site ID	Site Name					
Group ID	Group Name					
Activity ID	Activity Name	Beginning Cash	Receipts	Disbursements	Adjustments	Cash Balance
B	Athletics-Girls					
2051	Awards - Girls Basketball	0.00	0.00	0.00	0.00	0.00
2052	Camps - Girls Basketball	7,030.09	0.00	138.00	-73.09	6,819.00
2053	Entry Fees - Girls Basketball	0.00	0.00	0.00	0.00	0.00
2054	Equipment - Girls Basketball	0.00	0.00	0.00	0.00	0.00
2055	Lodging - Girls Basketball	0.00	0.00	0.00	0.00	0.00
2056	Meals - Girls Basketball	0.00	0.00	0.00	0.00	0.00
2057	Officials - Girls Basketball	0.00	0.00	0.00	0.00	0.00
2058	Prof. Development - Girls Basketball	0.00	0.00	0.00	0.00	0.00
2059	Scouting - Girls Basketball	0.00	0.00	0.00	0.00	0.00
2060	Security - Girls Basketball	0.00	0.00	0.00	0.00	0.00
2061	Transportation - Girls Basketball	0.00	0.00	73.09	73.09	0.00
2062	Uniforms/Apparel - Girls Basketball	0.00	0.00	0.00	0.00	0.00
2063	Misc. Expenditures - Girls Basketball	0.00	0.00	0.00	0.00	0.00
2101	Awards - Girls Cross Country	0.00	0.00	217.97	0.00	-217.97
2102	Camps - Girls Cross Country	-172.02	0.00	0.00	0.00	-172.02
2103	Entry Fees - Girls Cross Country	0.00	0.00	295.00	0.00	-295.00
2104	Equipment - Girls Cross Country	0.00	0.00	0.00	0.00	0.00
2105	Lodging - Girls Cross Country	0.00	0.00	0.00	0.00	0.00
2106	Meals - Girls Cross Country	0.00	0.00	0.00	0.00	0.00
2107	Officials - Girls Cross Country	0.00	0.00	0.00	0.00	0.00
2108	Prof. Development - Girls Cross Country	0.00	0.00	0.00	0.00	0.00
2109	Scouting - Girls Cross Country	0.00	0.00	0.00	0.00	0.00
2110	Security - Girls Cross Country	0.00	0.00	0.00	0.00	0.00
2111	Transportation - Girls Cross Country	0.00	0.00	0.00	0.00	0.00
2112	Uniforms/Apparel - Girls Cross Country	0.00	0.00	0.00	0.00	0.00
2113	Misc. Expenditures - Girls Cross Country	0.00	0.00	0.00	0.00	0.00
2151	Awards - Girls Golf	0.00	0.00	31.74	0.00	-31.74
2152	Camps - Girls Golf	1,799.21	0.00	0.00	0.00	1,799.21
2153	Entry Fees - Girls Golf	0.00	0.00	380.00	0.00	-380.00
2154	Equipment - Girls Golf	0.00	0.00	792.00	0.00	-792.00
2155	Lodging - Girls Golf	0.00	0.00	0.00	0.00	0.00
2156	Meals - Girls Golf	0.00	0.00	0.00	0.00	0.00
2157	Officials - Girls Golf	0.00	0.00	0.00	0.00	0.00
2158	Prof. Development - Girls Golf	0.00	0.00	0.00	0.00	0.00
2159	Scouting - Girls Golf	0.00	0.00	0.00	0.00	0.00
2160	Security - Girls Golf	0.00	0.00	0.00	0.00	0.00
2161	Transportation - Girls Golf	0.00	0.00	0.00	0.00	0.00
2162	Uniforms/Apparel - Girls Golf	0.00	0.00	0.00	0.00	0.00
2163	Misc. Expenditures - Girls Golf	0.00	0.00	0.00	0.00	0.00
2201	Awards - Girls Soccer	0.00	0.00	0.00	0.00	0.00
2202	Camps - Girls Soccer	11,389.82	0.00	200.00	0.00	11,189.82
2203	Entry Fees - Girls Soccer	0.00	0.00	0.00	0.00	0.00
2204	Equipment - Girls Soccer	0.00	0.00	0.00	0.00	0.00
2205	Lodging - Girls Soccer	0.00	0.00	0.00	0.00	0.00

# Current Cash Balance

Sorted by Site ID, Group ID, Activity ID.  
From 08/01/2023 to 08/31/2023.

Site ID Group ID	Site Name Group Name	Activity ID	Activity Name	Beginning Cash	Receipts	Disbursements	Adjustments	Cash Balance
2206			Meals - Girls Soccer	0.00	0.00	0.00	0.00	0.00
2207			Officials - Girls Soccer	0.00	0.00	0.00	0.00	0.00
2208			Prof. Development - Girls Soccer	0.00	0.00	0.00	0.00	0.00
2209			Scouting - Girls Soccer	0.00	0.00	0.00	0.00	0.00
2210			Security - Girls Soccer	0.00	0.00	0.00	0.00	0.00
2211			Transportation - Girls Soccer	0.00	0.00	0.00	0.00	0.00
2212			Uniforms/Apparel - Girls Soccer	0.00	0.00	0.00	0.00	0.00
2213			Misc. Expenditures - Girls Soccer	0.00	0.00	0.00	0.00	0.00
2251			Awards - Girls Swimming	0.00	0.00	0.00	0.00	0.00
2252			Camps - Girls Swimming	12,625.46	300.00	1,735.40	0.00	11,190.06
2253			Entry Fees - Girls Swimming	0.00	0.00	0.00	0.00	0.00
2254			Equipment - Girls Swimming	0.00	0.00	0.00	0.00	0.00
2255			Lodging - Girls Swimming	0.00	0.00	0.00	0.00	0.00
2256			Meals - Girls Swimming	0.00	0.00	0.00	0.00	0.00
2257			Officials - Girls Swimming	0.00	0.00	0.00	0.00	0.00
2258			Prof. Development - Girls Swimming	0.00	0.00	0.00	0.00	0.00
2259			Scouting - Girls Swimming	0.00	0.00	0.00	0.00	0.00
2260			Security - Girls Swimming	0.00	0.00	0.00	0.00	0.00
2261			Transportation - Girls Swimming	0.00	0.00	0.00	0.00	0.00
2262			Uniforms/Apparel - Girls Swimming	0.00	0.00	0.00	0.00	0.00
2263			Misc. Expenditures - Girls Swimming	3,598.99	0.00	3,598.99	0.00	0.00
2301			Awards - Girls Tennis	0.00	0.00	0.00	0.00	0.00
2302			Camps - Girls Tennis	3,628.96	1,650.00	1,291.85	0.00	3,987.11
2303			Entry Fees - Girls Tennis	0.00	0.00	0.00	0.00	0.00
2304			Equipment - Girls Tennis	0.00	0.00	0.00	0.00	0.00
2305			Lodging - Girls Tennis	0.00	0.00	0.00	0.00	0.00
2306			Meals - Girls Tennis	0.00	0.00	0.00	0.00	0.00
2307			Officials - Girls Tennis	0.00	0.00	0.00	0.00	0.00
2308			Prof. Development - Girls Tennis	0.00	0.00	0.00	0.00	0.00
2309			Scouting - Girls Tennis	0.00	0.00	0.00	0.00	0.00
2310			Security - Girls Tennis	0.00	0.00	0.00	0.00	0.00
2311			Transportation - Girls Tennis	0.00	0.00	0.00	0.00	0.00
2312			Uniforms/Apparel - Girls Tennis	0.00	0.00	0.00	0.00	0.00
2313			Misc. Expenditures - Girls Tennis	0.00	0.00	0.00	0.00	0.00
2351			Awards - Girls Track	0.00	0.00	0.00	0.00	0.00
2352			Camps - Girls Track	764.76	0.00	0.00	0.00	764.76
2353			Entry Fees - Girls Track	0.00	0.00	0.00	0.00	0.00
2354			Equipment - Girls Track	0.00	0.00	0.00	0.00	0.00
2355			Lodging - Girls Track	0.00	0.00	0.00	0.00	0.00
2356			Meals - Girls Track	0.00	0.00	0.00	0.00	0.00
2357			Officials - Girls Track	0.00	0.00	0.00	0.00	0.00
2358			Prof. Development - Girls Track	0.00	0.00	0.00	0.00	0.00
2359			Scouting - Girls Track	0.00	0.00	0.00	0.00	0.00
2360			Security - Girls Track	0.00	0.00	0.00	0.00	0.00
2361			Transportation - Girls Track	0.00	0.00	0.00	0.00	0.00



# Current Cash Balance

Sorted by Site ID, Group ID, Activity ID.  
From 08/01/2023 to 08/31/2023.

Site ID Group ID	Site Name Group Name	Activity ID	Activity Name	Beginning Cash	Receipts	Disbursements	Adjustments	Cash Balance
2362			Uniforms/Apparel - Girls Track	40.00	90.00	0.00	0.00	130.00
2363			Misc. Expenditures - Girls Track	0.00	0.00	0.00	0.00	0.00
2401			Awards - Girls Volleyball	0.00	0.00	98.24	0.00	-98.24
2402			Camps - Girls Volleyball	19,915.32	0.00	5,663.79	0.00	14,251.53
2403			Entry Fees - Girls Volleyball	-220.00	0.00	0.00	0.00	-220.00
2404			Equipment - Girls Volleyball	0.00	0.00	0.00	0.00	0.00
2405			Lodging - Girls Volleyball	0.00	0.00	0.00	0.00	0.00
2406			Meals - Girls Volleyball	0.00	0.00	0.00	0.00	0.00
2407			Officials - Girls Volleyball	0.00	0.00	0.00	0.00	0.00
2408			Prof. Development - Girls Volleyball	0.00	0.00	0.00	0.00	0.00
2409			Scouting - Girls Volleyball	0.00	0.00	0.00	0.00	0.00
2410			Security - Girls Volleyball	0.00	0.00	0.00	0.00	0.00
2411			Transportation - Girls Volleyball	0.00	0.00	0.00	0.00	0.00
2412			Uniforms/Apparel - Girls Volleyball	0.00	0.00	0.00	0.00	0.00
2413			Misc. Expenditures - Girls Volleyball	0.00	0.00	0.00	0.00	0.00
2451			Awards - Girls Softball	0.00	0.00	0.00	0.00	0.00
2452			Camps - Girls Softball	8,470.93	3,000.00	4,758.29	0.00	6,712.64
2453			Entry Fees - Girls Softball	-125.00	0.00	505.00	0.00	-630.00
2454			Equipment - Girls Softball	0.00	0.00	0.00	0.00	0.00
2455			Lodging - Girls Softball	0.00	0.00	0.00	0.00	0.00
2456			Meals - Girls Softball	0.00	0.00	0.00	0.00	0.00
2457			Officials - Girls Softball	0.00	0.00	0.00	0.00	0.00
2458			Prof. Development - Girls Softball	0.00	0.00	0.00	0.00	0.00
2459			Scouting - Girls Softball	0.00	0.00	0.00	0.00	0.00
2460			Security - Girls Softball	0.00	0.00	0.00	0.00	0.00
2461			Transportation - Girls Softball	0.00	0.00	0.00	0.00	0.00
2462			Uniforms/Apparel - Girls Softball	-562.50	0.00	0.00	0.00	-562.50
2463			Misc. Expenditures - Girls Softball	0.00	0.00	345.00	0.00	-345.00
2501			Awards-Girls Bowling	0.00	0.00	0.00	0.00	0.00
2502			Camps-Girls Bowling	88.36	0.00	0.00	0.00	88.36
2503			Entry Fees-Girls Bowling	0.00	0.00	0.00	0.00	0.00
2504			Equipment-Girls Bowling	0.00	0.00	0.00	0.00	0.00
2505			Lodging-Girls Bowling	0.00	0.00	0.00	0.00	0.00
2506			Meals-Girls Bowling	0.00	0.00	0.00	0.00	0.00
2507			Officials-Girls Bowling	0.00	0.00	0.00	0.00	0.00
2508			Professional Development-Girls Bowling	0.00	0.00	0.00	0.00	0.00
2509			Scouting-Girls Bowling	0.00	0.00	0.00	0.00	0.00
2510			Security-Girls Bowling	0.00	0.00	0.00	0.00	0.00
2511			Transportation-Girls Bowling	0.00	0.00	0.00	0.00	0.00
2512			Uniforms/Apparel-Girls Bowling	0.00	0.00	0.00	0.00	0.00
2513			Misc. Expenditures-Girls Bowling	0.00	0.00	0.00	0.00	0.00
2551			Awards-Girls Wrestling	0.00	0.00	0.00	0.00	0.00
2552			Camps-Girls Wrestling	3,478.43	55.00	981.78	0.00	2,551.65
2553			Entry Fees-Girls Wrestling	0.00	0.00	0.00	0.00	0.00
2554			Equipment-Girls Wrestling	0.00	0.00	0.00	0.00	0.00

# Current Cash Balance

Sorted by Site ID, Group ID, Activity ID.  
From 08/01/2023 to 08/31/2023.

Site ID Group ID	Site Name Group Name					
Activity ID	Activity Name	Beginning Cash	Receipts	Disbursements	Adjustments	Cash Balance
2555	Lodging-Girls Wrestling	0.00	0.00	0.00	0.00	0.00
2556	Meals-Girls Wrestling	0.00	0.00	0.00	0.00	0.00
2557	Officials-Girls Wrestling	0.00	0.00	0.00	0.00	0.00
2558	Prof. Development-Girls Wrestling	0.00	0.00	0.00	0.00	0.00
2559	Scouting-Girls Wrestling	0.00	0.00	0.00	0.00	0.00
2560	Security-Girls Wrestling	0.00	0.00	0.00	0.00	0.00
2561	Transportation-Girls Wrestling	0.00	0.00	0.00	0.00	0.00
2562	Uniforms/Apparel-Girls Wrestling	0.00	0.00	0.00	0.00	0.00
2563	Misc Expenditures-Girls Wrestling	0.00	0.00	0.00	0.00	0.00
2601	Awards-Girls Unified Sports	0.00	0.00	41.59	0.00	-41.59
2602	Camps-Girls Unified Sports	0.00	0.00	0.00	0.00	0.00
2603	Entry Fees-Girls Unified Sports	0.00	0.00	0.00	0.00	0.00
2604	Equipment-Girls Unified Sports	0.00	0.00	0.00	0.00	0.00
2605	Lodging-Girls Unified Sports	0.00	0.00	0.00	0.00	0.00
2606	Meals-Girls Unified Sports	0.00	0.00	0.00	0.00	0.00
2607	Officials-Girls Unified Sports	0.00	0.00	0.00	0.00	0.00
2608	Prof. Development-Girls Unified Sports	0.00	0.00	0.00	0.00	0.00
2609	Scouting-Girls Unified Sports	0.00	0.00	0.00	0.00	0.00
2610	Security-Girls Unified Sports	0.00	0.00	0.00	0.00	0.00
2611	Transportation-Girls Unified Sports	0.00	0.00	0.00	0.00	0.00
2612	Uniforms/Apparel-Girls Unified Sports	0.00	0.00	0.00	0.00	0.00
2613	Misc. Expenditures-Girls Unified Sports	0.00	0.00	0.00	0.00	0.00
B Totals:		71,750.81	5,095.00	21,147.73	0.00	55,698.08

# Current Cash Balance

Sorted by Site ID, Group ID, Activity ID.  
From 08/01/2023 to 08/31/2023.

Site ID	Site Name					
Group ID	Group Name					
Activity ID	Activity Name	Beginning Cash	Receipts	Disbursements	Adjustments	Cash Balance
C	Athletics-Boys					
3012	Uniforms/Apparel - Boys	0.00	0.00	0.00	0.00	0.00
3051	Awards - Boys Basketball	0.00	0.00	0.00	0.00	0.00
3052	Camps - Boys Basketball	7,015.21	0.00	807.49	-141.59	6,066.13
3053	Entry Fees - Boys Basketball	0.00	0.00	0.00	0.00	0.00
3054	Equipment - Boys Basketball	0.00	0.00	0.00	0.00	0.00
3055	Lodging - Boys Basketball	0.00	0.00	0.00	0.00	0.00
3056	Meals - Boys Basketball	0.00	0.00	0.00	0.00	0.00
3057	Officials - Boys Basketball	0.00	0.00	0.00	0.00	0.00
3058	Prof. Development - Boys Basketball	0.00	0.00	0.00	0.00	0.00
3059	Scouting - Boys Basketball	0.00	0.00	0.00	0.00	0.00
3060	Security - Boys Basketball	0.00	0.00	0.00	0.00	0.00
3061	Transportation - Boys Basketball	0.00	0.00	141.59	141.59	0.00
3062	Uniforms/Apparel - Boys Basketball	0.00	0.00	0.00	0.00	0.00
3063	Misc. Expenditures - Boys Basketball	0.00	0.00	0.00	0.00	0.00
3101	Awards - Boys Cross Country	0.00	0.00	217.97	0.00	-217.97
3102	Camps - Boys Cross Country	-172.02	0.00	0.00	0.00	-172.02
3103	Entry Fees - Boys Cross Country	0.00	0.00	295.00	0.00	-295.00
3104	Equipment - Boys Cross Country	0.00	0.00	0.00	0.00	0.00
3105	Lodging - Boys Cross Country	0.00	0.00	0.00	0.00	0.00
3106	Meals - Boys Cross Country	0.00	0.00	0.00	0.00	0.00
3107	Officials - Boys Cross Country	0.00	0.00	0.00	0.00	0.00
3108	Prof. Development - Boys Cross Country	0.00	0.00	0.00	0.00	0.00
3109	Scouting - Boys Cross Country	0.00	0.00	0.00	0.00	0.00
3110	Security - Boys Cross Country	0.00	0.00	0.00	0.00	0.00
3111	Transportation - Boys Cross Country	0.00	0.00	0.00	0.00	0.00
3112	Uniforms/Apparel - Boys Cross Country	0.00	0.00	0.00	0.00	0.00
3113	Misc. Expenditures - Boys Cross Country	0.00	0.00	0.00	0.00	0.00
3151	Awards - Boys Golf	0.00	0.00	0.00	0.00	0.00
3152	Camps - Boys Golf	830.30	0.00	0.00	0.00	830.30
3153	Entry Fees - Boys Golf	-120.00	0.00	0.00	0.00	-120.00
3154	Equipment - Boys Golf	0.00	0.00	0.00	0.00	0.00
3155	Lodging - Boys Golf	0.00	0.00	0.00	0.00	0.00
3156	Meals - Boys Golf	0.00	0.00	0.00	0.00	0.00
3157	Officials - Boys Golf	0.00	0.00	0.00	0.00	0.00
3158	Prof. Development - Boys Golf	0.00	0.00	0.00	0.00	0.00
3159	Scouting - Boys Golf	0.00	0.00	0.00	0.00	0.00
3160	Security - Boys Golf	0.00	0.00	0.00	0.00	0.00
3161	Transportation - Boys Golf	0.00	0.00	0.00	0.00	0.00
3162	Uniforms/Apparel - Boys Golf	0.00	0.00	0.00	0.00	0.00
3163	Misc. Expenditures - Boys Golf	0.00	0.00	0.00	0.00	0.00
3201	Awards - Boys Soccer	-7.50	0.00	0.00	0.00	-7.50
3202	Camps - Boys Soccer	1,327.24	0.00	0.00	0.00	1,327.24
3203	Entry Fees - Boys Soccer	0.00	0.00	0.00	0.00	0.00
3204	Equipment - Boys Soccer	0.00	0.00	0.00	0.00	0.00

# Current Cash Balance

Sorted by Site ID, Group ID, Activity ID.  
From 08/01/2023 to 08/31/2023.

Site ID Group ID	Site Name Group Name	Activity ID	Activity Name	Beginning Cash	Receipts	Disbursements	Adjustments	Cash Balance
3205			Lodging - Boys Soccer	0.00	0.00	0.00	0.00	0.00
3206			Meals - Boys Soccer	0.00	0.00	0.00	0.00	0.00
3207			Officials - Boys Soccer	0.00	0.00	0.00	0.00	0.00
3208			Prof. Development - Boys Soccer	0.00	0.00	0.00	0.00	0.00
3209			Scouting - Boys Soccer	0.00	0.00	0.00	0.00	0.00
3210			Security - Boys Soccer	0.00	0.00	0.00	0.00	0.00
3211			Transportation - Boys Soccer	0.00	0.00	0.00	0.00	0.00
3212			Uniforms/Apparel - Boys Soccer	0.00	0.00	0.00	0.00	0.00
3213			Misc. Expenditures - Boys Soccer	0.00	0.00	0.00	0.00	0.00
3251			Awards - Boys Swimming	0.00	0.00	0.00	0.00	0.00
3252			Camps - Boys Swimming	12,625.40	300.00	1,735.40	0.00	11,190.00
3253			Entry Fees - Boys Swimming	-5.00	0.00	0.00	0.00	-5.00
3254			Equipment - Boys Swimming	0.00	0.00	0.00	0.00	0.00
3255			Lodging - Boys Swimming	0.00	0.00	0.00	0.00	0.00
3256			Meals - Boys Swimming	0.00	0.00	0.00	0.00	0.00
3257			Officials - Boys Swimming	0.00	0.00	0.00	0.00	0.00
3258			Prof. Development - Boys Swimming	0.00	0.00	0.00	0.00	0.00
3259			Scouting - Boys Swimming	0.00	0.00	0.00	0.00	0.00
3260			Security - Boys Swimming	0.00	0.00	0.00	0.00	0.00
3261			Transportation - Boys Swimming	0.00	0.00	0.00	0.00	0.00
3262			Uniforms/Apparels - Boys Swimming	0.00	0.00	0.00	0.00	0.00
3263			Misc. Expenditures - Boys Swimming	3,599.00	0.00	3,599.00	0.00	0.00
3301			Awards - Boys Tennis	0.00	0.00	0.00	0.00	0.00
3302			Camps - Boys Tennis	3,180.12	1,650.00	1,676.22	0.00	3,153.90
3303			Entry Fees - Boys Tennis	0.00	0.00	0.00	0.00	0.00
3304			Equipment - Boys Tennis	0.00	0.00	0.00	0.00	0.00
3305			Lodging - Boys Tennis	0.00	0.00	0.00	0.00	0.00
3306			Meals - Boys Tennis	0.00	0.00	0.00	0.00	0.00
3307			Officials - Boys Tennis	0.00	0.00	0.00	0.00	0.00
3308			Prof. Development - Boys Tennis	0.00	0.00	0.00	0.00	0.00
3309			Scouting - Boys Tennis	0.00	0.00	0.00	0.00	0.00
3310			Security - Boys Tennis	0.00	0.00	0.00	0.00	0.00
3311			Transportation - Boys Tennis	0.00	0.00	0.00	0.00	0.00
3312			Uniforms/Apparel - Boys Tennis	0.00	0.00	0.00	0.00	0.00
3313			Misc. Expenditures - Boys Tennis	0.00	0.00	0.00	0.00	0.00
3351			Awards - Boys Track	0.00	0.00	0.00	0.00	0.00
3352			Camps - Boys Track	3,558.96	0.00	257.89	0.00	3,301.07
3353			Entry Fees - Boys Track	0.00	0.00	0.00	0.00	0.00
3354			Equipment - Boys Track	0.00	0.00	0.00	0.00	0.00
3355			Lodging - Boys Track	0.00	0.00	0.00	0.00	0.00
3356			Meals - Boys Track	0.00	0.00	0.00	0.00	0.00
3357			Officials - Boys Track	0.00	0.00	0.00	0.00	0.00
3358			Prof. Development - Boys Track	0.00	0.00	0.00	0.00	0.00
3359			Scouting - Boys Track	0.00	0.00	0.00	0.00	0.00
3360			Security - Boys Track	0.00	0.00	0.00	0.00	0.00



# Current Cash Balance

Sorted by Site ID, Group ID, Activity ID,  
From 08/01/2023 to 08/31/2023.

Site ID Group ID	Site Name Group Name	Activity ID	Activity Name	Beginning Cash	Receipts	Disbursements	Adjustments	Cash Balance
3361			Transportation - Boys Track	0.00	0.00	0.00	0.00	0.00
3362			Uniforms/Apparel - Boys Track	0.00	0.00	0.00	0.00	0.00
3363			Misc. Expenditures - Boys Track	0.00	0.00	0.00	0.00	0.00
3401			Awards-Boys Bowling	0.00	0.00	0.00	0.00	0.00
3402			Camps-Boys Bowling	131.98	0.00	0.00	0.00	131.98
3403			Entry Fees-Boys Bowling	0.00	0.00	0.00	0.00	0.00
3404			Equipment-Boys Bowling	0.00	0.00	0.00	0.00	0.00
3405			Lodging-Boys Bowling	0.00	0.00	0.00	0.00	0.00
3406			Meals-Boys Bowling	0.00	0.00	0.00	0.00	0.00
3407			Officials-Boys Bowling	0.00	0.00	0.00	0.00	0.00
3408			Prof. Development-Boys Bowling	0.00	0.00	0.00	0.00	0.00
3409			Scouting-Boys Bowling	0.00	0.00	0.00	0.00	0.00
3410			Security-Boys Bowling	0.00	0.00	0.00	0.00	0.00
3411			Transportation-Boys Bowling	0.00	0.00	0.00	0.00	0.00
3412			Uniforms-Apparel-Bowls Bowling	0.00	0.00	0.00	0.00	0.00
3413			Misc. Expenditures-Boys Bowling	0.00	0.00	0.00	0.00	0.00
3451			Awards - Boys Baseball	0.00	0.00	0.00	0.00	0.00
3452			Camps - Boys Baseball	-4,584.32	0.00	0.00	0.00	-4,584.32
3453			Entry Fees - Boys Baseball	0.00	0.00	0.00	0.00	0.00
3454			Equipment - Boys Baseball	0.00	0.00	0.00	0.00	0.00
3455			Lodging - Boys Baseball	0.00	0.00	0.00	0.00	0.00
3456			Meals - Boys Baseball	0.00	0.00	0.00	0.00	0.00
3457			Officials - Boys Baseball	0.00	0.00	0.00	0.00	0.00
3458			Prof. Development - Boys Baseball	0.00	0.00	0.00	0.00	0.00
3459			Scouting - Boys Baseball	0.00	0.00	0.00	0.00	0.00
3460			Security - Boys Baseball	0.00	0.00	0.00	0.00	0.00
3461			Transportation - Boys Baseball	0.00	0.00	0.00	0.00	0.00
3462			Uniforms/Apparel - Boys Baseball	0.00	0.00	0.00	0.00	0.00
3463			Misc. Expenditures - Boys Baseball	-164.80	0.00	0.00	0.00	-164.80
3501			Awards - Boys Football	0.00	0.00	0.00	0.00	0.00
3502			Camps - Boys Football	22,919.65	0.00	459.94	-9.99	22,449.72
3503			Entry Fees - Boys Football	0.00	0.00	0.00	0.00	0.00
3504			Equipment - Boys Football	-5,145.27	0.00	16,153.08	0.00	-21,298.35
3505			Lodging - Boys Football	0.00	0.00	0.00	0.00	0.00
3506			Meals - Boys Football	0.00	0.00	0.00	0.00	0.00
3507			Officials - Boys Football	0.00	0.00	550.00	0.00	-550.00
3508			Prof. Development - Boys Football	0.00	0.00	0.00	0.00	0.00
3509			Scouting - Boys Football	0.00	0.00	0.00	0.00	0.00
3510			Security - Boys Football	0.00	0.00	395.00	0.00	-395.00
3511			Transportation - Boys Football	0.00	0.00	0.00	0.00	0.00
3512			Uniforms/Apparel - Boys Football	0.00	0.00	0.00	0.00	0.00
3513			Misc Expenditures-Boys Football	-164.80	0.00	0.00	0.00	-164.80
3551			Awards - Boys Wrestling	0.00	0.00	0.00	0.00	0.00
3552			Camps - Boys Wrestling	2,092.16	0.00	0.00	0.00	2,092.16
3553			Entry Fees - Boys Wrestling	0.00	0.00	0.00	0.00	0.00

# Current Cash Balance

Sorted by Site ID, Group ID, Activity ID.  
From 08/01/2023 to 08/31/2023.

Site ID Group ID	Site Name Group Name	Activity ID	Activity Name	Beginning Cash	Receipts	Disbursements	Adjustments	Cash Balance
		3554	Equipment - Boys Wrestling	0.00	0.00	0.00	0.00	0.00
		3555	Lodging - Boys Wrestling	0.00	0.00	0.00	0.00	0.00
		3556	Meals - Boys Wrestling	0.00	0.00	0.00	0.00	0.00
		3557	Officials - Boys Wrestling	0.00	0.00	0.00	0.00	0.00
		3558	Prof. Development - Boys Wrestling	0.00	0.00	0.00	0.00	0.00
		3559	Scouting - Boys Wrestling	0.00	0.00	0.00	0.00	0.00
		3560	Security - Boys Wrestling	0.00	0.00	0.00	0.00	0.00
		3561	Transportation - Boys Wrestling	0.00	0.00	0.00	0.00	0.00
		3562	Uniforms/Apparel - Boys Wrestling	0.00	0.00	0.00	0.00	0.00
		3563	Misc. Expenditures - Boys Wrestling	0.00	0.00	0.00	0.00	0.00
		3564	Wrestling-Metro Coaches Association	336.21	0.00	0.00	0.00	336.21
		3601	Awards-Boys Unified Sports	0.00	0.00	41.59	0.00	-41.59
		3602	Camps-Boys Unified Sports	0.00	0.00	0.00	0.00	0.00
		3603	Entry Fees-Boys Unified Sports	50.00	0.00	0.00	0.00	50.00
		3604	Equipment-Boys Unified Sports	0.00	0.00	0.00	0.00	0.00
		3605	Lodging-Boys Unified Sports	0.00	0.00	0.00	0.00	0.00
		3606	Meals-Boys Unified Sports	0.00	0.00	0.00	0.00	0.00
		3607	Officials-Boys Unified Sports	0.00	0.00	0.00	0.00	0.00
		3608	Prof. Development-Boys Unified Sports	0.00	0.00	0.00	0.00	0.00
		3609	Scouting-Boys Unified Sports	0.00	0.00	0.00	0.00	0.00
		3610	Security-Boys Unified Sports	0.00	0.00	0.00	0.00	0.00
		3611	Transportation-Boys Unified Sports	0.00	0.00	0.00	0.00	0.00
		3612	Uniforms/Apparel-Boys Unified Sports	0.00	0.00	0.00	0.00	0.00
		3613	Misc. Expenditures-Boys Unified Sports	0.00	0.00	0.00	0.00	0.00
C Totals:				47,302.52	1,950.00	26,330.17	-9.99	22,912.36

# Current Cash Balance

Sorted by Site ID, Group ID, Activity ID.  
From 08/01/2023 to 08/31/2023.

Site ID Group ID	Site Name Group Name	Activity ID	Activity Name	Beginning Cash	Receipts	Disbursements	Adjustments	Cash Balance
D	CLUBS AND ORGANIZATIONS							
		4010	40 Assets	0.00	0.00	0.00	0.00	0.00
		4012	Wildcat Service Club	396.42	0.00	0.00	0.00	396.42
		4030	Interact Club	0.00	0.00	0.00	0.00	0.00
		4040	Art	8,323.13	240.00	0.00	0.00	8,563.13
		4060	Band	-1,051.34	1,429.00	3,869.64	0.00	-3,491.98
		4061	Band Uniforms	3,541.37	541.00	0.00	1,605.00	5,687.37
		4062	Band Trip	14,956.00	13,389.07	14,500.00	0.00	13,845.07
		4110	Cheerleading	-3,096.93	0.00	0.00	0.00	-3,096.93
		4111	Cheerleading-Varsity	4,902.39	200.00	260.62	677.49	5,519.26
		4112	Cheerleading-JV	528.74	0.00	0.00	576.00	1,104.74
		4113	Cheerleading-Freshman	2,223.87	0.00	0.00	0.00	2,223.87
		4115	Uniforms-Cheer/Dance	0.00	0.00	0.00	0.00	0.00
		4140	Choir	-628.59	495.00	0.00	0.00	-133.59
		4141	Choir Trip	0.00	0.00	0.00	0.00	0.00
		4160	Construction	11,123.16	80.56	0.00	0.00	11,203.72
		4180	Culinary	1,654.89	0.00	0.00	0.00	1,654.89
		4185	Cycling	27.05	0.00	0.00	0.00	27.05
		4190	Dance	5,344.83	0.00	0.00	0.00	5,344.83
		4200	Debate Team	8,511.26	0.00	0.00	0.00	8,511.26
		4210	DECA	210.00	0.00	0.00	0.00	210.00
		4214	Unified Activities	21,162.73	2,700.00	230.00	0.00	23,632.73
		4215	Diversity	0.00	0.00	0.00	0.00	0.00
		4220	Drama Club	2,545.19	2,000.00	802.35	0.00	3,742.84
		4224	Computer Club	882.58	0.00	0.00	0.00	882.58
		4225	Engineering	841.76	0.00	0.00	0.00	841.76
		4226	Economics Club	920.00	0.00	0.00	0.00	920.00
		4230	Environmental Club	1,268.95	0.00	83.35	0.00	1,185.60
		4250	FCCLA	5,990.72	0.00	0.00	0.00	5,990.72
		4251	FCCLA District 3	1,425.85	0.00	0.00	0.00	1,425.85
		4260	FCS Club	0.00	0.00	0.00	0.00	0.00
		4290	Forensics	0.00	0.00	0.00	0.00	0.00
		4310	French Club	1,097.32	0.00	7.92	0.00	1,089.40
		4320	Educators Rising	481.28	0.00	0.00	0.00	481.28
		4325	Gaming Club	30.45	0.00	0.00	0.00	30.45
		4340	German Club	145.72	0.00	0.00	0.00	145.72
		4365	HOSA	7,854.81	0.00	600.00	0.00	7,254.81
		4370	Industrial Arts	0.00	0.00	0.00	0.00	0.00
		4380	International Club	0.00	0.00	0.00	0.00	0.00
		4390	Intramurals	0.00	0.00	0.00	0.00	0.00
		4395	Invisible Children-WHS	0.00	0.00	0.00	0.00	0.00
		4400	Japanese Club	0.00	0.00	0.00	0.00	0.00
		4410	Junior Class	19,553.29	0.00	0.00	0.00	19,553.29
		4415	Justice League	47.01	0.00	0.00	0.00	47.01
		4420	Key Club	2,674.86	0.00	240.02	0.00	2,434.84

# Current Cash Balance

Sorted by Site ID, Group ID, Activity ID,  
From 08/01/2023 to 08/31/2023.

Site ID	Site Name					
Group ID	Group Name					
Activity ID	Activity Name	Beginning Cash	Receipts	Disbursements	Adjustments	Cash Balance
4421	Knitting and Crocheting Club	62.45	0.00	0.00	0.00	62.45
4425	LaCrosse Boys	20.00	0.00	0.00	0.00	20.00
4426	LaCrosse Girls	0.00	0.00	0.00	0.00	0.00
4440	Leadership Club	-1,575.00	0.00	0.00	0.00	-1,575.00
4460	Literary Magazine	103.00	0.00	0.00	0.00	103.00
4470	Manufacturing	4,569.29	1,330.00	0.00	0.00	5,899.29
4480	Mascot Team	0.00	0.00	0.00	0.00	0.00
4485	Math Club	64.92	0.00	0.00	0.00	64.92
4490	M-Club	0.00	0.00	0.00	0.00	0.00
4491	Millard United Rugby	0.00	0.00	0.00	0.00	0.00
4500	Music Club	4,227.20	0.00	0.00	0.00	4,227.20
4501	Music-Auditorium	0.00	0.00	0.00	0.00	0.00
4502	Music-Donations	0.00	0.00	0.00	0.00	0.00
4503	Music-Musicals	14,478.42	0.00	125.00	0.00	14,353.42
4510	National Honor Society	1,735.83	0.00	0.00	0.00	1,735.83
4520	Newspaper	4,907.44	0.00	524.71	0.00	4,382.73
4530	Orchestra	0.00	0.00	0.00	0.00	0.00
4531	Orchestra Trip	1,607.15	0.00	0.00	0.00	1,607.15
4540	Other Clubs	0.00	0.00	0.00	0.00	0.00
4570	Play Production	12,863.17	585.00	2,952.02	0.00	10,496.15
4605	Power Robotics	211.44	0.00	0.00	0.00	211.44
4610	SAFE/DARE/Drug Free	0.00	0.00	0.00	0.00	0.00
4630	Science Club	54.36	0.00	0.00	0.00	54.36
4640	Senior Class	2,915.99	0.00	0.00	0.00	2,915.99
4645	Show Choir	-7,876.02	0.00	36,731.05	37,770.00	-6,837.07
4646	Show Choir Competition	-1,249.65	0.00	0.00	0.00	-1,249.65
4648	Show Choir Reserve	0.00	0.00	0.00	0.00	0.00
4650	Skills USA	1,246.76	0.00	0.00	0.00	1,246.76
4660	Spanish Club	0.00	0.00	0.00	0.00	0.00
4662	Sociedad Honoraria Hispanica	1,858.80	0.00	0.00	0.00	1,858.80
4690	Spirit Shop	-6,459.73	23,499.55	7,809.05	1,782.50	11,013.27
4700	STUCO Workshops	157.93	0.00	0.00	0.00	157.93
4710	Student Council	48,954.83	0.00	4,572.25	0.00	44,382.58
4725	Theater Workshop	1,800.00	0.00	0.00	0.00	1,800.00
4760	World Language	0.00	0.00	0.00	0.00	0.00
4770	Yearbook	20,978.72	840.00	370.11	0.00	21,448.61
4780	Youth to Youth	0.00	0.00	0.00	0.00	0.00
D Totals:		229,546.07	47,329.18	73,678.09	42,410.99	245,608.15



# Current Cash Balance

Sorted by Site ID, Group ID, Activity ID,  
From 08/01/2023 to 08/31/2023.

Site ID Group ID	Site Name Group Name	Activity ID	Activity Name	Beginning Cash	Receipts	Disbursements	Adjustments	Cash Balance
E	ADMINISTRATIVE CUSTODIAL							
	5010		After Prom	118.00	0.00	0.00	0.00	118.00
	5020		Fines	-1,340.46	0.00	0.00	0.00	-1,340.46
	5025		Fines - Library Book	172.14	73.24	0.00	0.00	245.38
	5027		Fines-Textbooks	237.38	0.00	0.00	0.00	237.38
	5030		Counseling Center	4,821.55	0.00	427.35	0.00	4,394.20
	5040		Fundraising-General	0.00	0.00	0.00	0.00	0.00
	5055		Hall of Fame	-255.55	0.00	68.00	0.00	-323.55
	5060		Hospitality	0.00	0.00	0.00	0.00	0.00
	5070		Library	1,598.32	0.00	0.00	0.00	1,598.32
	5110		Other Student Activities	35.00	0.00	0.00	0.00	35.00
	5115		Field Trips-Curriculum Related	0.00	0.00	0.00	0.00	0.00
	5120		P.E.	86.00	0.00	0.00	0.00	86.00
	5130		Parking	75,125.22	24,170.00	1,034.09	0.00	98,261.13
	5140		PayBac	0.00	0.00	0.00	0.00	0.00
	5150		Pool Maintenance	4,056.12	0.00	0.00	0.00	4,056.12
	5160		PSAT Exam	501.76	0.00	0.00	0.00	501.76
	5179		STEM	0.00	60.00	0.00	0.00	60.00
	5180		Teacher Fund/Grants	1,049.66	0.00	0.00	0.00	1,049.66
	5185		Technology	3,772.31	0.00	0.00	9.99	3,782.30
	5190		Transcripts	575.00	1,645.00	0.00	0.00	2,220.00
	5205		Vocational	80.00	0.00	0.00	0.00	80.00
E Totals:				90,632.45	25,948.24	1,529.44	9.99	115,061.24
Q	STUDENT FEE FUND							
	7090		ACP (SpEd) Trips	0.00	0.00	0.00	0.00	0.00
	7160		Participation Fees - Athletics	0.00	25.00	0.00	0.00	25.00
	7161		Activity-Athletic Pass	22,295.00	49,025.00	0.00	0.00	71,320.00
	7170		Participation Fees - Clubs & Orgs	8,511.49	64,513.45	0.00	-40,628.49	32,396.45
	7190		Field Trips	0.00	0.00	0.00	0.00	0.00
	7900		Field Trips-Other	0.00	0.00	0.00	0.00	0.00
Q Totals:				30,806.49	113,563.45	0.00	-40,628.49	103,741.45
R	AP/IB EXAMS							
	8010		AP Exams	71,722.93	17,164.42	0.00	0.00	88,887.35
R Totals:				71,722.93	17,164.42	0.00	0.00	88,887.35

# Current Cash Balance

Sorted by Site ID, Group ID, Activity ID.

From 08/01/2023 to 08/31/2023.

Site ID	Site Name						
Group ID	Group Name						
	Activity ID	Activity Name	Beginning Cash	Receipts	Disbursements	Adjustments	Cash Balance
S	ATHLETIC						
	9010	Gate Receipts	150,793.62	15,196.50	0.00	-140,793.62	25,196.50
	9020	Cash Reserve	155,098.16	2,000.00	0.00	140,793.62	297,891.78
	9030	Concessions	1,000.00	11,909.55	229.68	0.00	12,679.87
	9040	Tickets	1,920.00	9,985.00	0.00	0.00	11,905.00
	9050	Athletic-General	2,003.92	4,164.24	4,048.47	0.00	2,119.69
	9060	Athletic Director	381.55	0.00	125.00	0.00	256.55
	9070	Miscellaneous Receipts	0.00	0.00	0.00	0.00	0.00
	9080	Fundraising-Athletic	100.00	0.00	0.00	0.00	100.00
	9090	Strength & Conditioning	0.00	0.00	0.00	0.00	0.00
	9100	Athletic Training	0.00	0.00	3,342.15	0.00	-3,342.15
	9110	Activities	-285.95	0.00	2,975.00	0.00	-3,260.95
	9120	Booster Contributions-Girls	0.00	1,664.00	0.00	0.00	1,664.00
	9130	Booster Contributions-Boys	0.00	0.00	0.00	0.00	0.00
	9140	Metro Tournament	0.00	0.00	0.00	0.00	0.00
S Totals:			311,011.30	44,919.29	10,720.30	0.00	345,210.29
WHS Activity Totals:			635,829.64	287,487.72	134,621.09	0.00	788,696.27

	Begin Balance	Transfers	Receipts	Disbursements	Adjustments	End Balance
WHS Checking:			287,487.72	134,621.09		
WHS Investment:						
WHS Bank Balances:	635,829.64		287,487.72	134,621.09	0.00	788,696.27

# Current Cash Balance

Sorted by Site ID, Group ID, Activity ID.  
From 08/01/2023 to 08/31/2023.

Site ID	Site Name						
Group ID	Group Name						
Activity ID	Activity Name	Beginning Cash	Receipts	Disbursements	Adjustments	Cash Balance	
<b>Summer Millard Admin Summer School</b>							
A	ACTIVITY GENERAL						
1010	General Admin	3,632.40	0.00	0.00	0.00	3,632.40	
1011	Elementary School Summer School	48.79	0.00	0.00	0.00	48.79	
1012	Middle School Summer School	747.79	0.00	0.00	0.00	747.79	
1013	Senior High Summer School	1,873.79	0.00	0.00	0.00	1,873.79	
1018	School Pay Fees	-311.96	0.00	0.00	0.00	-311.96	
A Totals:		5,990.81	0.00	0.00	0.00	5,990.81	
Summer Activity Totals:		5,990.81	0.00	0.00	0.00	5,990.81	

	Begin Balance	Transfers	Receipts	Disbursements	Adjustments	End Balance
Summer Checking:			0.00	0.00		
Summer Investment:						
Summer Bank Balances:	5,990.81		0.00	0.00	0.00	5,990.81

**AGENDA SUMMARY SHEET**

**Agenda Item:** Approval of Rule 2100.23: Administration - Administrative and Supervisory Personnel - Director of Recruitment and Retention

**Meeting Date:** October 9, 2023

**Background/Description:** Replacing current Professional Technical Salaried Position with new Director Position for 2024-2025 school year

**Action Desired:** Approval of Rule 2100.23: Administration - Administrative and Supervisory Personnel - Director of Recruitment and Retention

**Policy /  
Strategic Plan  
Reference:** N/A

**Responsible Person(s)** Dr. Kevin Chick  
Associate Superintendent of Human Resources

**Superintendent's Signature:**

A handwritten signature in black ink, appearing to read "John Schwartz". The signature is written in a cursive, flowing style.



## **Job Description**

### **Title: Director of Recruitment and Retention**

**Reports to:** Associate Superintendent of Human Resources

**General Summary:** Reporting to the Associate Superintendent of Human Resources, the Director of Recruitment and Retention collaborates with all hiring managers and building administration throughout the District to develop and implement strategic long-range recruitment plans that support the Mission of Millard Public Schools (MPS). This position provides leadership in developing and executing human resources strategies in support of the overall strategic direction of MPS; specifically in the areas of talent acquisition, retention, and succession planning.

### **Essential Functions:**

1. Works with hiring managers and building administrators to develop and implement proactive and creative recruitment strategies/tools to attract, recruit, and attain highly preferred job candidates. (20%)
2. Assists in interviewing, selecting, and assigning teachers, paras, professional/technical and other assigned staff members. (15%)
3. Responsible for meeting established recruitment goals and objectives while maintaining and developing attrition and succession plans. (10%)
4. Assists the Director of Personnel in the areas of evaluating and dismissing teachers, professional/technical staff, paraprofessionals, secretaries, custodial/maintenance, food service, substitute teachers and other assigned staff. (10%)
5. Manages and coordinates all aspects of the Student Teaching Program and collaboration with Student Education Academy Program. (10%)
6. Manages and coordinates all aspects of the Substitute Teacher Program as well as long-term substitute teacher placements. (5%)
7. Attends and/or coordinates recruitment functions such as job fairs, career days and/or other events to find qualified candidates for all job classes. (5%)
8. Develops and maintains relationships with all Department Managers/Principals. (5%)
9. Attends all Board of Education and Cabinet Meetings. (5%)
10. Assists with Human Resources department reporting obligations. (5%)
11. Coordinates the selection and assignment of summer school staff. (5%)
12. Assumes other responsibilities delegated by the Associate Superintendent of Human Resources. (5%)

Length of contract: 12-month

**Qualifications:**

1. Education Level: A doctoral degree from an approved institution with a major in educational administration or the accepted equivalent is preferred; a six-year specialist degree is required.
2. Certification or Licensure: A Nebraska Administrative and Supervisory Certificate with the appropriate endorsement.
3. Experience desired: Three years' experience in recruiting, interviewing, assigning, and evaluating people.
4. Other requirements: Ability to work with individuals in the development and implementation of district recruitment and selection program and to compile and prepare reports.

**Special Requirements:**

	Occasional 1 - 32%	Frequent 33 - 66%	Constant 67% +
1. Standing		x	
2. Walking			x
3. Sitting			x
4. Lifting 25 lb max.		x	
5. Carrying 50 feet		x	
6. Pushing / Pulling		x	
7. Climbing / Balancing		x	
8. Stooping / Kneeling / Crouching / Crawling		x	
9. Reaching / Handling		x	
10. Speaking / Hearing			x
11. Seeing / depth perception / color			x

The statements herein are intended to describe the general nature and level of work being performed by employees assigned to this classification. They are not intended to be construed as an exhaustive list of all responsibilities, duties, and skills required of personnel so classified. Responsibilities and duties assigned are at the discretion of the supervisor (or superintendent).

Approved: 10/09/2023

Millard Public Schools  
Omaha, NE

**AGENDA SUMMARY SHEET**

**Agenda Item:** Reaffirm Policy 3816: Support Services-Transportation-Students-Bus Stops

**Meeting Date:** October 9, 2023

**Background/  
Description:** Policy is due to review

**Action Desired:** Approval of Policy 3816: Support Services-Transportation-Students-Bus Stops

**Policy /  
Strategic Plan**

**Reference:** N/A

**Responsible Person(s):** Dr. Kevin Chick  
Associate Superintendent of Human Resources

**Superintendent's Signature:**

A handwritten signature in black ink that reads "John Schwartz". The signature is written in a cursive style with a large initial "J" and a long, sweeping underline.

## **Support Services – Transportation**

### **Students – Bus Stops**

**3816**

Students who utilize district transportation services shall be picked up and discharged only at locations designated by the District. Transportation vehicles shall not wait for tardy students beyond the scheduled pickup times for such designated locations.

Related Policies & Rules:

Policy Adopted: April 23, 2007

Policy Reaffirmed: March 21, 2016

[October 9, 2023](#)

Millard Public Schools

Omaha, NE

**AGENDA SUMMARY SHEET**

**Agenda Item:** Reaffirm Policy 3817: Support Services-Transportation-Students-Discipline

**Meeting Date:** October 9, 2023

**Background/  
Description:** Policy is due to review

**Action Desired:** Approval of Policy 3817: Support Services-Transportation-Students-Discipline

**Policy /  
Strategic Plan  
Reference:** N/A

**Responsible Person(s):** Dr. Kevin Chick  
Associate Superintendent of Human Resources

**Superintendent's Signature:**

A handwritten signature in black ink that reads "John Schwartz". The signature is written in a cursive, flowing style.



**Support Services – Transportation****Students – Discipline****3817**

The student code of conduct shall extend to the District's transportation services. Any disruptive behavior on school buses or vans shall be referred to the appropriate building principal (or designee).

A student's transportation services may be suspended or revoked for serious or repeated violations of the student code of conduct. Insubordination towards the transportation driver shall be considered a violation of such code.

Related Policies & Rules: 5300.1, 5400.6

Policy Adopted: April 23, 2007

Policy Reaffirmed: March 21, 2016

[October 9, 2023](#)

Millard Public Schools  
Omaha, NE

**AGENDA SUMMARY SHEET**

**Agenda Item:** Reaffirm Policy 3821: Support Services-Transportation-Drivers-Qualifications

**Meeting Date:** October 9, 2023

**Background/  
Description:** Policy is due to review

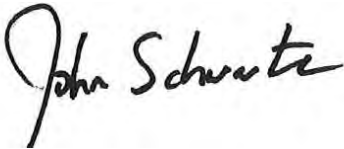
**Action Desired:** Approval of Policy 3821: Support Services-Transportation-Drivers-Qualifications

**Policy /  
Strategic Plan**

**Reference:** N/A

**Responsible Person(s):** Dr. Kevin Chick  
Associate Superintendent of Human Resources

**Superintendent's Signature:**

A handwritten signature in black ink that reads "John Schwartz". The signature is written in a cursive style with a large initial "J" and a stylized "S".

## Support Services – Transportation

### Drivers – Qualifications

**3821**

All student transportation drivers employed by the District (or employed by a transportation contractor for the District) shall be at least 21 years of age and meet all of the requirements of state and federal law for such position. Additionally, all such drivers shall be subject to a satisfactory criminal background check and Nebraska motor vehicle check.

Any student transportation driver who is not subject to periodic or random drug testing under federal or state law shall submit to (and satisfactorily pass) an annual drug test arranged (and paid for) by the District.

“Student transportation driver” shall mean all regularly employed drivers employed by the District (or a contractor for the District) to transport students to school or to activities. “Regularly employed drivers” shall not include teachers, administrators, or other employees whose primary job assignment is other than transporting students.

#### Related Policies & Rules

Legal References: 92 NAC 91  
92 NAC 92

Policy Adopted: April 23, 2007  
Policy Reaffirmed: March 21, 2016  
[October 9, 2023](#)

Millard Public Schools  
Omaha, NE

**AGENDA SUMMARY SHEET**

**Agenda Item:** Reaffirm of Policy – 4000 - Human Resources: General Personnel Policy Statement  
**Meeting Date:** October 9, 2023

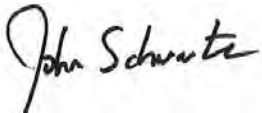
**Background/  
Description:** Following District guidelines to review Board Policy/Rule every seven years.

**Action Desired:** Reaffirm of Policy – 4000 – Human Resources – General Personnel Policy Statement

**Policy /  
Strategic Plan  
Reference:** N/A

**Responsible Person(s):** Kevin Chick, Assoc. Superintendent of Human Resources and Mitch Mollring,  
Director of Personnel

**Superintendent's Signature:**

A handwritten signature in black ink that reads "John Schwartz". The signature is written in a cursive style with a large initial "J" and a long, sweeping underline.

## Human Resources

### General Personnel Policy Statement

4000

The District shall employ highly qualified personnel, conduct appropriate staff development activities, and establish policies and working conditions conducive to high morale and enable each staff member to make the fullest contribution to district programs and services.

The goals of the District's personnel program will include the following:

- I. To develop and implement those strategies and procedures for personnel recruitment, screening, and selection which will result in employing the highest quality staff, i.e., those with high capabilities, strong commitment to quality education, and great probability of effectively implementing the District's learning program.
- II. To develop an organizational structure which promotes and advances the learning program, and serves as the primary basis for determining staff assignments.
- III. To develop a climate which encourages optimal staff performance, morale, and satisfaction.
- IV. To provide staff development programs designed to contribute both to improvement of the learning program and to each staff member's career development aspirations.
- V. To provide for a team approach to education, which includes staff involvement in planning, decision-making, and evaluation.
- VI. To provide an appropriate compensation and benefits program.
- VII. To develop and use personnel evaluation processes which contribute to the improvement of both staff capabilities and the learning program.

Policy Adopted: October 7, 1974

Revised: August 16, 1993; November 5, 2001

Reaffirmed: November 17, 2008, March 21, 2016, [October 9, 2023](#)

Millard Public Schools

Omaha, Nebraska



**Agenda Item:** Approval of Student School Calendar for 2024-2025

**Meeting Date:** October 9, 2023

**Background/Description:** 2024-2025 Student School Calendar

Creation of school calendars is based on past recommendations from the Board of Education.

1. Each semester will have a balanced number of days. First semester will end at winter break.
2. School should dismiss by Memorial Day.
3. Snow days have been removed from the calendar. Snow days are no longer included in calendars due to our ability to go remote on inclement weather days. Our [District website](#) has information for parents regarding inclement weather plans. Buildings also communicate specific information to families.


**Action Desired:** Approve the 2024-2025 Student School Calendar

**Policy / Strategic Plan Reference:**

Board Rule 6020.1: School Calendar - A school calendar for the Millard Public Schools as approved and adopted by the Board of Education will comply with the laws of the State of Nebraska and regulations of the State Department of Education. The calendar shall provide time for orientation and inservice for staff members.

**Responsible Person(s):** Dr. Kim Saum-Mills, Assistant Superintendent for Leadership, Planning & Evaluation

**Superintendent's Signature:**





# 2024-2025 Calendar

AUGUST 16				
M	T	W	Th	F
			1	2
5	6	7	8	9
12	13	14	15	16
19	20	21	22	23
26	27	28	29	30

SEPTEMBER 19				
M	T	W	Th	F
2	3	4	5	6
9	10	11	12	13
16	17	18	19	20
23	24	25	26	27
30				

OCTOBER 7/13				
M	T	W	Th	F
	1	2	3	4
7	8	9	10	11
14	15	16	17	18
21	22	23	24	25
28	29	30	31	

NOVEMBER 17				
M	T	W	Th	F
				1
4	5	6	7	8
11	12	13	14	15
18	19	20	21	22
25	26	27	28	29

DECEMBER 15				
M	T	W	Th	F
2	3	4	5	6
9	10	11	12	13
16	17	18	19	20
23	24	25	26	27
30	31			

JANUARY 19				
M	T	W	Th	F
		1	2	3
6	7	8	9	10
13	14	15	16	17
20	21	22	23	24
27	28	29	30	31

Aug 9	First Day of School
Sep 2	No School - Labor Day
Sep 3	No School - Professional Development / Work Day
Oct 9	End of First Quarter
Oct 10-14	No School - Conferences / Work Day / Prof Development
Nov 5	No School - Professional Development / Work Day
Nov 27-29	No School - Thanksgiving Break
Dec 20	First Semester Ends
Dec 23-Jan 3	No School - Winter Break
Jan 3	No School - Professional Development / Work Day
Jan 6	Second Semester Begins
Jan 20	No School - Professional Development Martin Luther King Jr Day
Feb 14	No School - Professional Development / Work Day
Feb 17	No School - Presidents' Day
March 12	End of Third Quarter
Mar 13-17	No School - Conferences / Work Day / Prof Development
Apr 7-11	No School - Spring Break
May 2	Half Day for Middle School (5th Grade Orientation)
May 23	Last Day of School (Half Day)
May 25	Graduation
May 26	Memorial Day

\*Secondary school calendars may vary and are available on building websites.

Quarter Dates/Student Days	
Oct 9	42 Days
Dec 20	45 Days
Mar 12	45 Days
May 23	44 Days
176 Total Days	

Approved by Board of Education - 10-9-23

FEBRUARY 18				
M	T	W	Th	F
3	4	5	6	7
10	11	12	13	14
17	18	19	20	21
24	25	26	27	28

MARCH 8/10				
M	T	W	Th	F
3	4	5	6	7
10	11	12	13	14
17	18	19	20	21
24	25	26	27	28
31				

APRIL 17				
M	T	W	Th	F
	1	2	3	4
7	8	9	10	11
14	15	16	17	18
21	22	23	24	25
28	29	30		

MAY 17				
M	T	W	Th	F
			1	2
5	6	7	8	9
12	13	14	15	16
19	20	21	22	23
26	27	28	29	30

JUNE 0				
M	T	W	Th	F
2	3	4	5	6
9	10	11	12	13
16	17	18	19	20
23	24	25	26	27
30				

JULY 0				
M	T	W	Th	F
	1	2	3	4
7	8	9	10	11
14	15	16	17	18
21	22	23	24	25
28	29	30	31	

**AGENDA SUMMARY SHEET**

**Agenda Item:** Approval of Legislative Standing Positions

**Meeting Date:** October 9, 2023


**Background/  
Description:** Each year the Board of Education adopts Legislative Standing Positions which guide the lobbying efforts on upcoming legislation.

**Action Desired:** Approval

**Policy /  
Strategic Plan  
Reference:**

**Responsible  
Person(s):** Dr. Todd Tripple, Director of Strategic Projects & External Affairs

**Superintendent's  
Signature:**

A handwritten signature in black ink, appearing to read "John Schwartz", is written over a light gray rectangular background.

## Millard Public Schools 2024 Standing Positions

- The Millard Public Schools opposes legislation that establishes tuition tax credits, vouchers, and private charter schools. Rationale: The District has opposed all attempts to channel public money to private schools and circumvent the control of the local Board of Education (2015).
- Local boards of education are accountable to their community for making decisions regarding the educational program; therefore, Millard Public Schools opposes legislation designed to mandate curriculum offerings, graduation requirements, and/or staff training. (2022)
- The Millard Public Schools supports that school boards should set compensation for all district personnel (2018).
- State and local taxpayers share the responsibility for the Pre-K through 12th grade educational program. The funding should reflect an adequate and equitable distribution of state revenue based on the unique needs of each district (2001, 2018).
- The Millard Public Schools supports continuous improvement of safety and security for all aspects of the educational program (2017).
- The Millard Public Schools supports legislation that holds all school Districts accountable for their results (2016).
- The Millard Public Schools supports legislation that creates an incentive for districts to adopt programs which increase educational rigor and relevancy, including, but not limited to, programs of excellence (e.g. AP, IB, dual-enrollment courses, early college programs, career academies, and private public partnerships for student engagement. (2016, 2019).
- The Millard Public Schools opposes legislation that permits oversight or control of school districts by other political subdivisions, such as a Learning Community. (2012, 2019).
- The Millard Public Schools supports the independence of established Class III school districts (2009).
- The authority to levy for the general fund should remain with locally elected school boards. Rationale: Locally elected boards are in the best position to make decisions on levies and taxes (2009).
- State aid decisions should not be reconsidered after the February 1<sup>st</sup> certification date. Rationale: School districts need time in order to make proper plans for funding school systems. The rules for state aid should not change after districts have established their budgets and levies (2009).
- ~~● State funding should be sufficient to keep teacher compensation regionally competitive (2003, 2019).~~
- [Millard supports a statewide comprehensive approach to address retention and recruitment in the education profession to remain regionally competitive, including, but not limited to, state investment in strategies to increase staff compensation, tuition assistance, and targeted loan forgiveness for service in Nebraska schools \(2023\).](#)
- School districts should be encouraged to support ongoing maintenance of school buildings; therefore spending and levy restrictions should be removed from the building fund (2001).
- Federal and state governments should never impose unfunded mandates (2001).

**AGENDA SUMMARY SHEET**

**Agenda Item:** Approval of Contract for Montclair Elementary School Interior Renovation

**Meeting Date:** October 9, 2023

**Background/  
Description:** This is a summer project funded with the proceeds from the 2020 bond issue.


The construction budget on the project was \$694,285. Copies of the architect's letter and the bid tab are attached. A representative from Purdy & Slack Architects will be present to answer any questions.

**Action Desired:** It is recommended that the contract for the Montclair Elementary School Interior Renovation be awarded to BluCor Construction Group in the amount of \$461,819 and that the Chief Financial Officer be authorized to execute any and all documents related to such project.

**Policy /  
Strategic Plan  
Reference:** n/a

**Responsible Person(s):** Chad Meisgeier, Chief Financial Officer

**Superintendent's Signature:**







A R C H I T E C T S

11919 Grant Street • Suite 201 • Omaha, Nebraska 68164 • (402) 496-4448

September 25, 2023

Mr. Chad Meisgeier  
Chief Financial Officer  
Millard Public Schools  
5606 South 147<sup>th</sup> Street  
Omaha, Nebraska 68137

Re: Millard Public Schools  
Montclair Elementary School Interior Renovation  
2405 South 138th Street, Omaha, NE 68144  
PSA Project No. 22011

Dear Chad:

Bids were received for the above referenced project at the Millard Public Schools - Support Services Center on Thursday, September 14<sup>th</sup>, 2023 at 2:00 PM CDT. Per the attached bid tab three bids were received. The apparent low bid (Lump Sum Base Bid) was submitted by BluCor Construction Group in the amount of \$461,819.00.

We understand the Millard Public Schools has not worked with BluCor Construction Group in the past. Our firm also has also not worked with BluCor Construction Group. The MPS Staff and our firm had a zoom meeting Monday September 25<sup>th</sup> at 3:00PM with BluCor Construction Group staff to discuss the Project. All involved feel very good about the BluCor Construction Group being able to complete this project in the time frame require and at the construction quality Millard Public Schools expects. BluCor Construction Group staff also indicated they are comfortable with their bid.

We recommend a Contract be awarded to BluCor Construction Group Inc. in the total amount of \$461,819.00.

Please let me know if you need any additional information.

Sincerely,

A handwritten signature in blue ink, appearing to read "Michael L. Purdy", is written over a large, stylized blue ink flourish that extends across the signature line and into the margin.

Michael L. Purdy, AIA  
President - Purdy & Slack Architects, P.C.  
mpurdy@purdyandslack.com

Attachment - Bid Tab

# MONTCLAIR ELEMENTARY SCHOOL INTERIOR RENOVATION

Tabulation of Bids - September 14th, 2023 2:00 PM CDT

Contractor	BluCor Construction Group	Kingery Construction Company	Sampson Construction Co., Inc.			
LumpSum Base Bid	\$461,819	\$543,000	\$670,000			
Addenda No.1	Yes	Yes	Yes			
Bid Security	Yes	Yes	Yes			

**AGENDA SUMMARY SHEET**

**Agenda Item:** Human Resources

**Meeting Date:** October 09, 2023

**Background**


**Description:** Personnel Items: (1) Hiring Agenda, (2) Resignation Agenda

**Action Desired:** Approval

**Policy /  
Strategic Plan Reference:** N/A

**Responsible Person(s):** Dr Kevin Chick  
Associate Superintendent of Human Resources

**Superintendent's Signature**

A handwritten signature in cursive script, appearing to read "John Schuck".

**October 9, 2023****TEACHER RECOMMENDED FOR HIRE****Recommend: The following teachers be hired for the 2023-2024 school year:**

1. Kayla M. Klinkacek – BA – University of Nebraska, Lincoln. Elementary teacher starting January 3, 2024.
2. Makayla A. Reavis – BA – University of Nebraska, Lincoln. Elementary teacher starting January 3, 2024.
3. Bethany M. Stratton – BA – University of Nebraska, Omaha. Special Education teacher starting January 3, 2024.
4. Anna M. Dukart – BA – University of Nebraska, Lincoln. Elementary teacher starting January 3, 2024.
5. Sydney A. Siebert – BA – University of Nebraska, Kearney. Elementary teacher starting January 3, 2024.
6. Esmeralda Figueroa – BA – University of Nebraska, Omaha. Elementary teacher starting January 3, 2024.
7. Sara J. Kruse – BA – University of Nebraska, Kearney. Special Education teacher starting January 3, 2024.
8. Anna M. Hallett – BA – University of Nebraska, Omaha. Elementary teacher starting January 3, 2024.
9. Delaney C. Grant – BA+9 – South Dakota State University. English Language Arts teacher at Millard North High School starting January 3, 2024.
10. Bailey R. Bitz – BA – Peru State College. Secondary teacher at Millard North Middle School starting January 3, 2024.
11. Nicholas A. Their – BA – University of Nebraska, Omaha. Elementary teacher starting January 3, 2024.

**October 9, 2023**

**RESIGNATIONS**

**Recommend: The following resignation(s) be accepted:**

1. Dr. Kent J. Kingston – Executive Director of Technology for Millard Public Schools. Retiring at the end of the 2023-2024 school year.



**Agenda Item:** Evaluation Of Operational Process Study Report (Weeding The Garden) - Professional Learning

**Meeting Date:** October 9, 2023

**Background/Description:** MPS Strategic Plan Parameters are established guidelines from which the District will operate. These guidelines are self-imposed regulations for our schools: things we will always do; things we will never do. Our process evaluation is directed by our parameter below.

- No existing program, course, and/or significant operational practice will be maintained unless it:
  - meets a clearly demonstrated, mission-related need;
  - survives a cost-benefit analysis and periodic evaluation.

Millard Public Schools has participated in two PDK audits in the last three decades. Feedback from these two audits and our 2018 accreditation audit suggest that Millard may have too many initiatives in process at one given time. In an effort to follow our parameter listed above, a process & initiative evaluation has been developed.

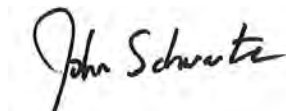
Though this process and based on the research conducted and input gathered from multiple internal stakeholders, we have determined that Millard Public Schools offers equal to or more comprehensive new staff induction, professional learning, and embedded work time during fall workshop than other districts in the Omaha Metro area. However, Millard's continuous improvement spirit propels us to evaluate, refine and maximize these operational processes with multiple recommendations for improvement.

**Action Desired:** Information Only

**Policy / Strategic Plan Reference:** No existing program, course, and/or significant operational practice will be maintained unless it: meets a clearly demonstrated, mission-related need; analysis and periodic evaluation.

**Responsible Person(s):** Dr. Kim Saum-Mills, Assistant Superintendent  
Dr. Todd Tripple, Director of Strategic Projects & External Affairs  
Joe Vonderhaar, Director of Professional Learning

**Superintendent's Signature:**



**MILLARD PUBLIC SCHOOLS****EVALUATION OF OPERATIONAL PROCESS STUDY REPORT  
Weeding the Garden****Topic - Professional Learning****2023****I. INTRODUCTION**[Operational Process Evaluation](#)[Roles & Process for Study](#)**II. ABSTRACT OF PROFESSIONAL LEARNING STUDY**[Overview - Scope of the Study](#)[Teacher Input Methods](#)[Committee Composition](#)[Summary of Themes from Input Gathered](#)**III. RESEARCH GATHERED**[New Staff Induction Research Questions](#)[Professional Learning Research Question](#)[Fall Workshop Comparability Research Questions](#)**IV. RELATED POLICIES, STATUTES, OR STATE RULES/REGULATIONS**[Rule 10 Requirements - 007 Instructional Staff](#)[Required Training](#)**V. COSTS AND BENEFITS****VI. SUMMARY OF FINDINGS****VII. RECOMMENDATIONS**[Induction Recommendations](#)[Professional Learning Recommendations](#)**VIII. RESEARCH CITATIONS**

## I. INTRODUCTION

### Operational Process Evaluation

MPS Strategic Plan Parameters are established guidelines from which the District will operate. These guidelines are self-imposed regulations for our schools: things we will always do; things we will never do. Our process evaluation is directed by our parameter below.

- No existing program, course, and/or significant operational practice will be maintained unless it:
  - meets a clearly demonstrated, mission-related need;
  - survives a cost-benefit analysis and periodic evaluation.

Millard Public Schools has participated in two PDK audits in the last three decades. Feedback from these two audits and our 2018 accreditation audit suggest that Millard may have too many initiatives in process at one given time. In an effort to follow our parameter listed above, a process & initiative evaluation has been developed.

### Roles & Process for Study

Executive Cabinet:

1. solicits feedback from stakeholders to help summarize current reality;
2. determines membership of ad hoc committee based on topic;

Ad Hoc Committee:

1. determine any implications from policy or statute regulations;
2. collect and analyze data;
3. analyze the costs and benefits of the operational process or initiative;
4. make decisions and recommendations to Executive Cabinet & Superintendent.

## II. ABSTRACT OF PROFESSIONAL LEARNING STUDY

### Overview - Scope of the Study

- This ad hoc committee was charged with evaluating and making recommendations for the current reality of professional learning including required training, calendar dates, expectations on buildings and new staff induction. This study was limited to salaried staff professional learning.

- It was noted during our committee work that the following Millard Public Schools (MPS) Parameters and Beliefs guide the professional learning and induction work in Millard Public Schools.
  - MPS Parameters
    - We will attract, develop, and retain the highest quality staff dedicated to achieving our mission and objectives.
  - MPS Beliefs
    - Our greatest resource is people.
    - High expectations promote higher achievement.
    - Excellence is worth the investment.

### **Teacher Input Methods**

Multiple methods for gathering teacher input was used including but not limited to 1) gathering input from Building Staff Development Facilitators from each of the 35 buildings; 2) Millard Education Association President securing feedback from Building Reps from each of the 35 buildings; 3) building principals gathering input from their leadership teams (e.g. department chairs, instructional teams, etc.); 4) district administrators securing input from direct reports.

## Committee Composition

Last Name	First Name	Role	Building / Division
Roberts	Paige	Building Administrator - Elem	Reeder
Kotlarz	Alicia	Building Administrator - Elem	Montclair
Abueg	Kristen	Building Administrator - MS	BMS
Ingwerson	Scott	Building Administrator - MS	NMS
Bliefernich	Bridget	Building Teacher - MS	NMS
Bearinger	Aaron	Building Administrator - HS	MNHS
Geerts	Matt	Building Administrator - HS	MSHS
Holt	Katie	Admin Intern - Elem	Sandoz
Royers	Tim	Teacher Representative	MEA President
Phipps	Heather	Associate Superintendent	Educational Services
DeFreece	Andy	Director	Educational Services - Elem
Sempek	Jody	District Teacher Leader	Educational Services - Elem
Weers	Tony	Director	Educational Services - Sec
Whitted	Tami	District Teacher Leader	Educational Services - Sec
Houlton	Terry	Director	Educational Services - Special Ed
Schweigert	Kaye	District Teacher Leader	Educational Services - Special Ed
Grosse	Jodi	District Teacher Leader	Leadership & Learning
Rice	Kim	District Teacher Leader	Leadership & Learning
Tripple	Todd	Director	Leadership & Learning
Saum-Mills	Kim	Assistant Superintendent	Leadership & Learning



## Summary of Themes from Input Gathered

Feedback is essential to any process. More than 100 staff members were given an opportunity to give input. This input was gathered during the months of April & May, 2023. After an analysis of the survey data, the following themes were developed and presented to the ad hoc committee for final input and approval.

What should we keep the same?	What should be refined or eliminated?
<p><b>Work time</b></p> <ul style="list-style-type: none"> <li>Keep “work from home” option</li> <li>Keep protected work time for teachers during fall workshop (e.g. hands off teacher work time)</li> </ul> <p><b>Well-being</b></p> <ul style="list-style-type: none"> <li>Continue to support teacher and staff well-being needs</li> </ul> <p><b>Zoom</b></p> <ul style="list-style-type: none"> <li>Continue to leverage Zoom as options for meetings when appropriate to honor staff time and eliminate “windshield time” when possible</li> </ul>	<p><b>Choice</b></p> <ul style="list-style-type: none"> <li>Provide choice in professional learning content</li> <li>Differentiate content for different learners - could be similar content - just differentiated</li> <li>Create a choice of time for when staff can engage with content (summer, just-in-time, work day, etc.)</li> <li>Create a vehicle for staff to provide input on “choice”</li> </ul> <p><b>Time</b></p> <ul style="list-style-type: none"> <li>Provide staff with more time to implement new learning</li> <li>Provide staff with time for reflection and collaboration on new learning</li> <li>Provide staff with time to observe others (peer coaching, instructional rounds, etc.)</li> <li>Incorporate flipped learning opportunities to preserve time</li> </ul> <p><b>Fall Workshop &amp; MLK Day</b></p> <ul style="list-style-type: none"> <li>Limit content so it is better learned - currently there is too much content in a short amount of time</li> <li>Need to protect teacher work time during fall workshop days - there are too many district and building meetings in fall workshop</li> <li>Slim down annual expected content into more manageable chunks of information throughout the year - utilize the calendar to spread out professional learning content over time</li> </ul> <p><b>New Staff</b></p> <ul style="list-style-type: none"> <li>Differentiate for new and veteran new staff</li> </ul> <p><b>Content Needs</b></p> <ul style="list-style-type: none"> <li>Focus more on behavior and learning environment professional learning</li> </ul>

### III. RESEARCH GATHERED

Based on the input gathered, research questions were created by the ad hoc committee. There were three areas of research study 1) New Staff Induction, 2) Adult Learning Theory, and 3) Comparability of Fall Workshop Teacher time among Metro Area Schools.

#### New Staff Induction Research Questions

1. What does a successful induction program that supports teacher success and retention entail?
  2. What does the research say about the length of induction programs and if it matters?
  3. What do Metro area and Millard Benchmark school district induction programs entail?
- 

#### **RQ1: What does a successful induction program that supports teacher success and retention entail?**

1. MENTORING: the cornerstone of induction support. Key factors include:
    - a. Collaboration is essential: Frequency of interactions is important. In-person and digital communication are both needed.
    - b. Establish and communicate clarity of roles and structure for all parties involved. (e.g. new teachers, mentors, admin) Recommendation in research: assign a skilled and well-respected local staff member to the role of "induction leader".
    - c. Develop a needs assessment of new teachers so professional learning and induction activities can be effectively prepared.
    - d. Develop content that is comprehensive.
    - e. Provide ongoing professional learning for mentors. Topics to include: fostering relationships, adult learning theory, coaching, reflection.
  2. OBSERVATION: Provide time for mentors to observe expert teachers and be observed. Ensure these observations are non-evaluative.
  3. REFLECTION: Give new teachers time and opportunities to reflect on practice.
  4. ADMINISTRATOR INVOLVEMENT is essential throughout induction and site administrators should be responsible for selecting a mentor. Factors administrators should consider - content area, proximity, common planning time, common interests, personality.
  5. PROFESSIONAL LEARNING: The research showed professional learning is a critical component of a successful induction program. Specifically, early career teachers need support around learning environment during the first year. The content then evolves to pedagogy, content, instructional strategies/coaching, and assessment/data analysis.
  6. PEDAGOGICAL KNOWLEDGE SUPPORT: Even though new staff have received pedagogical training prior to receiving their certification, it is essential that the district supports and helps them refine their pedagogical knowledge and skill.
  7. TEACHER SELF-EFFICACY & WELL-BEING: Spending time to help nurture the development of self-efficacy and the teacher well-being is important. Being mindful of the phases of a 1st year teacher including but not limited to: anticipation, survival, disillusionment, rejuvenation, and reflection.
  8. SUCCESS OF PROGRAM: Success is hinged on providing new teachers a supportive community, sense of belonging, time to focus on improvement, and continued support over time.
-

## **RQ2: What does the research say about the length of induction programs and if it matters?**

1. In reviewing the research, evidence was not found to support a specific length of the induction program.
2. Research did indicate the program needs to be “robust” and should offer “ongoing” support which does not lend itself to only a 1-year program.

## **RQ3: What do Metro area and Millard Benchmark school district induction programs entail?**

Information was collected from 15 districts including Millard Benchmark districts & local districts from Nebraska and Iowa). Information was gathered via an Induction Inquiry survey & reviewing school websites.

Adams 12 Five Star/Thornton, CO	Elkhorn	Gretna
Bellevue	Forsyth County/Cumming, GA	Hastings
Bennington	Francis Howell/St Charles, MO	Naperville, IL
Council Bluffs	Glenwood Community School	Olathe, KS
Edmund, OK	Grand Island	Papillion LaVista

1. Who participates in Induction?
  - a. All salaried certificated staff: New teachers & new veteran teachers, administrators, counselors, nurses, etc.
2. What is the Induction Program Length?
  - a. Over 60% of districts have a 2 or 3 year induction program and many districts are looking to expand their induction programs to support teacher success and retention.
3. What is included in Induction Support?
  - a. All districts offer a beginning of the year orientation and provide an assigned mentor selected by the site building administrator.
  - b. Over 90% of the mentor positions are formal and compensated. Of the 13 school districts whose mentor information was verified, 10 of the districts offered compensation. The compensation ranged between \$115 yearly stipend to 30 hours of paid time which was between \$800-\$1000. Not each district explicitly stated how much mentors were paid, however after reviewing all information gathered, the average was around \$300-\$400 for a year. MPS is within this range and will pay mentors a \$420 stipend in the 2023-24.

4. What is the content covered in Induction Professional Learning?
  - a. Year 1: The majority of the school districts include an introduction to their District, Instructional Model and include the following topics: learning environment, relationships, classroom and behavior management, curricular resources, teacher wellness, PLCs, and assessment.
  - b. Year 2: School districts who offered a second year spent time on a continuation of Instructional Model support, differentiation, and best practices for grade level/content area.
  - c. Year 3: For the school districts who offered a third year it was a focus on data-informed decision making, peer coaching, and differentiation.
  - d. Schools who have only 1 year programs have a long list of content in year 1. Those schools with 2-3 year programs focus more on learning environment, relationships, and foundational skills in year 1.

## **Professional Learning Research Question**

### **RQ1 - What does research say about adult learning theory?**

There is a large amount of adult learning research as it applies to planning for professional learning. Not all of the research gathered and discussed has been included in this Executive Summary. The following is a brief summary of what was found and applied.

**Knowles' 4 Principles Of Andragogy** - Knowles suggested 4 principles that are applied to adult learning. (Knowles 1984:12).

1. Adults need to be involved in the planning and evaluation of their professional learning.
2. Experience (including mistakes) provides the basis for the learning activities.
3. Adults are most interested in learning subjects that have immediate relevance and impact to their job or personal life.
4. Adult learning is problem-centered rather than content-oriented.

## **Fall Workshop Comparability Research Questions**

### **RQ1 - How does Millard compare to other area districts regarding teacher “work time” in fall workshop?**

It was determined that Millard staff have as much or more teacher “work time” during fall workshop than other area school district teachers.

### **RQ2 - How does Millard compare to other area districts in regard to induction days that are provided to new staff in their first year?**

It was determined that Millard new teachers are provided with more time and support during their first year as teachers in Millard.

## Comparison of Fall Workshop Teacher Days Across Districts

Total # of New Staff Days	District	Total # of (FWS) Days	District Time in Fall Workshop	Building Time in Fall Workshop	Teacher Time in Fall Workshop
3	Gretna	3	<b>Day 1</b> - 7 hours district/building <b>Day 2 &amp; 3</b> - 1-2 hours district/building		<b>Day 1</b> - 1 hour teacher time <b>Day 2 &amp; 3</b> - 6 hours teacher time each day
3 (1 special ed only / 2 all new staff)	Papillion LaVista	3	3 hours kickoff, remaining 1.5 of morning if needed	2.5 days	No dedicated "teacher time" it comes out of the 2.5 days of building time
5	Westside	6	2.5 hours	3.5 hours	Approx 2 total days
3	Elkhorn	4	50%	50%	½ of the FWS time is teacher work time
2.5 (prior to school year)  1 (additional special ed day prior to school year)  2 (during school year)	Millard	5	50%	50%	During district time when not in district meetings approx 12 hours unless a special education teacher.

### IV. RELATED POLICIES, STATUTES, OR STATE RULES/REGULATIONS

All recommendations of this ad hoc committee are aligned with Millard Board Policy or Board Rule (Professional Learning - 4300, 4300.1, 4300.2, 6400 and District Induction Programs - 4105, 4105.1, 4105.2 ).

#### Rule 10 Requirements - 007 Instructional Staff

Millard Public Schools goes above and beyond the minimum requirements for professional learning in the accreditation requirements of Rule 10.

- AQuESTT Tenet: *Students are surrounded by effective and qualified educators throughout every learning experience, and every school and district develops effective teachers and leaders to establish a culture of success.*
  - Quality Indicators 007.01,.02,.03 for Elementary, Middle, and High School teachers
- 007.07 Staff Development:
  - Quality Indicator: *Staff development supports instructional improvement, the local school improvement plan, and accomplishment of school and/or school system goals.*
    - 007.07A *The school system annually conducts or arranges staff development sessions. Each teacher participates in at least ten hours of staff development activities each year.*



## Required Training

- Millard Public Schools District follows statute & board policy for required training. Like other Nebraska public schools, we have federal and state mandates that require training and many of these mandates are unfunded. Our Millard Public Schools Standing Position of 2001 addresses this “Federal and state governments should never impose unfunded mandates”. Although these requirements take human resources, fiscal resources, and time for staff to complete, they are not something we can ignore and we must implement in our annual district professional learning plan. The chart below shows the required training that is offered either annually or on a three-year cycle.

	Training	Statute / Policy	2020-21	2021-22	2022-23	2023-24	2024-25	2025-26	2026-27
Fed. / State Mandated Training	Suicide Awareness & Prevention	NE 79-2, 145 & 146	ANNUAL TRAINING						
	Title IX	2020 Title IX Regulation	ANNUAL TRAINING (New staff only 2023-24. Will begin a cycle.)						
	Seizure Training	LB 639				YES		YES	
MPS 3-year Rotating All Staff Training	All About Boundaries*	4153 / 4153.1			YES			YES	
	De-Escalation	5495.2	YES			YES			YES
	Drug-Free Workplace*	4173			YES			YES	
	Tech Ethics*	7305 / 7305.1	YES			YES			YES
Required for New Staff	All About Boundaries, Tech Ethics, & Drug-free Workplace	New staff will take these trainings when they are not in the three-year rotation.							

## V. COSTS AND BENEFITS

The costs and benefits or return on investment is difficult to measure with new staff induction and professional learning because there are many variables in a school district. Researcher Thomas R. Guskey has shared best practices in evaluating professional learning and Millard Public Schools frequently utilizes his comprehensive framework as appropriate when measuring impact. Guskey’s research shares 5 Levels of Evaluation:

- Level 1: Participants’ Reactions
- Level 2: Participants’ Learning
- Level 3: Organizational Support and Change
- Level 4: Participants’ Use of New Knowledge and Skills
- Level 5: Student Learning Outcomes

Research has indicated that new staff induction is one factor that increases teacher retention by cultivating a nurturing educational environment. The transition from teacher preparation to the actual classroom can be overwhelming. Induction programs provide guidance, support, and professional learning opportunities to aid in their successful experience. Millard Public Schools' five-year retention rate for new staff and veteran staff is higher than the national average. The National Center for Education Statistics (NCES) found that every year 16% of teachers in the U.S. leave the profession early or move to another school. Also, nationally up to 30% of new teachers are leaving their jobs within 5 years of teaching according to thinkimpact.com. Millard Public Schools has higher retention rates as compared to these national statistics as illustrated by the chart on page 10. One could conclude that a successful new staff induction program in MPS is one factor that contributes to these higher retention rates and therefore the cost of providing a three-year induction program is reaping the benefits.

### Teacher Retention for the Last 5 Years

Year	2017-2018		2018-2019		2019-2020		2020-2021		2021-2022	
Description	Rookie	All	Rookie	All	Rookie	All	Rookie	All	Rookie	All
# of New Hires	62	134	59	117	35	107	49	137	46	163
# leaving end of 17-18	0	0								
# leaving end of 18-19	6	7	3	4						
# leaving end of 19-20	3	10	5	9	3	9				
# leaving end of 20-21	2	8	3	10	5	9	9	27		
# leaving end of 21-22	0	0	0		8	22	3	4	5	13
First Year Retention Percent	100%	100%	95%	97%	77%	79%	82%	80%	89%	92%
# Still on Contract Current	51	109	48	94	26	81	38	111	41	150
Total Resignations Current	11	25	11	23	9	26	11	26	5	13
Percent Retained Current	82%	81%	81%	80%	74%	76%	78%	81%	89%	92%

[Source - MPS 2022-23 Personnel Report](#)

## VI. SUMMARY OF FINDINGS

This operational process evaluation was directed by the following parameter:

- No existing program, course, and/or significant operational practice will be maintained unless it:
  - meets a clearly demonstrated, mission-related need;
  - survives a cost-benefit analysis and periodic evaluation.

Based on the research conducted and input gathered from multiple internal stakeholders, we have determined that Millard Public Schools offers equal to or more comprehensive new staff induction, professional learning, and embedded work time during fall workshop than other districts in the Omaha Metro area. However, Millard's continuous improvement spirit propels us to evaluate, refine and maximize these operational processes with recommendations for improvement.

## VII. RECOMMENDATIONS

The following recommendations will be used in the planning for the 2024-2025 professional learning and induction activities. These recommendations will be communicated to the administrators this fall.

### Induction Recommendations

1. Each year buildings will be asked to create a specific plan to support new-to-Millard teachers. This plan should ensure support for fall hires and mid-year hires. This plan will be added to their Building Learning Plan.
  - a. Building plans will include but not be limited to:
    - i. Buildings will schedule time in their fall workshop time for mentor/mentees to meet.
    - ii. Buildings will utilize the [New Staff Building Responsibilities & Years 1-3 District Induction Responsibilities](#) when planning building specific content.

2. Differentiate New Staff Induction Years 1, 2, & 3
  - a. Year 1 - Review and revise content planned for both early career educator and experienced educator new to MPS. Input will be sought on revised content.
    - i. Annual mentor Zoom touch base meeting will be added for all mentors who already went through training.
    - ii. Consideration will be given to how much content is delivered in fall orientation to new staff.
  - b. Year 2 - Review and revise content planned for both early career educator and experienced educator new to MPS. Input will be sought on revised content. Critical Friends Group model will be maintained. Consider including one session via Zoom.
  - c. Year 3 - Review and revise content planned for both early career educator and experienced educator new to MPS. Input will be sought on revised content. Keep Peer Coaching model. Provide more choice in content sessions. Consider including one session via Zoom.
3. The district will evaluate and refine how new staff share input on their on-boarding, orientation and 3 year induction experience to better adjust this experience for them.
4. Communication to administration will increase including any changes of induction practices. When Leadership & Learning is communicating with mentors, consideration should be made to include administrators on the email as a cc.

### **Professional Learning Recommendations**

1. Improve communication of professional learning plans to all certificated staff.
  - a. Keep building learning plan information and structure.
  - b. Add a communication piece from the Director of Professional Learning to share year long plan and objective to all staff. There may be a May communication and an August communication.
2. Investigate better ways to communicate to administration and staff about professional learning, remote days, and work days. (e.g. Explore revising district staff calendar format to include more explanation of days.)
3. Explore using an internal district calendar for district departments to better coordinate professional learning and curriculum events.
4. Provide buildings a choice of what to implement when following up on district focus. (e.g. After buildings attend a district summer institute, principals would have the option of a couple topics to select to follow up on with their buildings during the following year. Principals could select the follow up topics based on their building needs.)
5. Investigate how to provide more individual choice to staff in their professional learning.
6. District administration will create a year-long plan to spread out district content from fall workshop through MLK day by utilizing the new November professional learning/work day.

7. Provide a review of adult learning theory and best practice facilitation skills with district and building leaders who plan professional learning.
8. Investigate articulation agreements with local college/university for reduced cost tuition and program development.
  - a. Offer a curriculum and instruction masters in courses that we want our teachers to become experts (e.g. expand the Millard math class to be a course selection in a Millard masters program).
  - b. Support certification in difficult to fill areas (e.g. special education).
9. Investigate the possibility of keeping the additional days that have been added to the calendar with ESSER funding. (e.g. 2 data dig days & required training)
10. Ask principals to consider a building staff meeting on the first day back to welcome and orient staff to the Fall Workshop activities so staff have information before their work day time.
11. Communicate via Millard Education Association that MPS teacher work time was compared to metro area districts, and MPS work time is equal to or greater than other districts.
12. When meeting annually to create district focus plans for the upcoming year of professional learning evaluate what may be able to be reduced or eliminated. Examples from 2023-24 are listed below:
  - a. Evaluated the number of annual district “spotlight” meetings
    - i. In 2023, elementary and secondary fall spotlight after school meetings were moved to the November professional learning day.
  - b. Reviewed the summer calendar and reduced the number of June obligations for buildings.
    - i. Moved the Summer 2023 MIM Institute from 1 full day to ½ day.
    - ii. Reduced the obligation for building follow up to the MIM Institute from 3 sessions to 2 sessions in 2023-24.
    - iii. Canceled the 2023 Summer Behavior Data Retreat due to the opinion that behavior data analysis has been operationalized in buildings.

## VIII. RESEARCH CITATIONS

[Adult Learning Theory: Methods and Techniques of Teaching Adults](#), Dr. Imed Bouchrika, 2023

Bouffard, S. (2022, August). *ONLINE EXCLUSIVE: Do Alternatively Certified Teachers Need Different Supports?* Learning Forward.  
<https://learningforward.org/journal/nurturing-new-teachers/online-exclusive-do-alternatively-certified-teachers-need-different-supports/>

OpenAI. "ChatGPT" [<https://chat.openai.com/?model=text-davinci-002-render-sha>]. Accessed on August 16, 2023.

Desimone, L. M., Hochberg, E. D., Porter, A. C., Polikoff, M. S., Schwartz, R., & Johnson, L. J. (2014). Formal and informal mentoring: complementary, compensatory, or consistent?. *Journal of Teacher Education*, 65(2), 88-110.

Helmke, S. (2020, August). *To Make A Difference For Every Student, Give Every New Teacher A Mentor*. Learning Forward.  
<https://learningforward.org/journal/nurturing-new-teachers/to-make-a-difference-for-every-student-give-every-new-teacher-a-mentor/>

Hightower, A., Wiens, P., & Guzman, S. (2021). Formal mentorship and instructional practices: A teaching and learning international survey (TALIS) study of US teachers. *International Journal of Mentoring and Coaching in Education*, 10(1), 118-132.

Hilton, G. L. (2022). NQT to ECT--The New Induction Programme for Teachers in England: An Overview. *Bulgarian Comparative Education Society*.

Horrigan, J. (2016, March 22). Lifelong learning and technology. *Pew Research Center*.

Knowles, M. (1984). *The Adult Learner: A Neglected Species* (3rd Ed.) *Gulf Publishing*.

Knowles, M. (1984). *Andragogy in Action*. *Jossey-Bass Publishing*.

Kutsyuruba, B., Walker, K. D., & Godden, L. (2019). Contextual factors in early career teaching: A systematic review of international research on teacher induction and mentoring programs. *Journal of Global Education and Research*, 3(2), 85-123.

Kutsyuruba, B., Walker, K. D., Stasel, R. S., & Makhamreh, M. A. (2019). Developing resilience and promoting well-being in early career teaching. *Canadian Journal of Education/Revue canadienne de l'éducation*, 42(1), 285-321.

Leibel, M., Jacobson, E., Mike, A., & Grady, S. (2021). Differentiated models of professional learning for educators. *Journal of Higher Education Theory and Practice*, 21(9), 27-39.

Reitman, G. C., & Karge, B. D. (2019). Investing in teacher support leads to teacher retention: Six supports administrators should consider for new teachers. *Multicultural Education*, 27(1), 7-18.



Roundtable Learning (2020, April 1). Adult learning theory: Applications for independent learning. *RoundtableLearning.com*.

Stanulis, R. N., & Bell, J. (2017). Beginning teachers improve with attentive and targeted mentoring. *Kappa Delta Pi Record*, 53(2), 59-65.

See, B. H., Morris, R., Gorard, S., Kokotsaki, D., & Abdi, S. (2020). Teacher recruitment and retention: A critical review of international evidence of most promising interventions. *Education Sciences*, 10(10), 262.

"Teacher Burnout Statistics." ThinkImpact, August 16, 2023.

<https://www.thinkimpact.com/teacher-burnout-statistics/#:~:text=New%20teachers%20are%20leaving%20their,to%20personal%20and%20lifestyle%20reasons.>

Wilcoxon, C., Bell, J., & Steiner, A. (2020). Empowerment through induction: Supporting the well-being of beginning teachers. *International Journal of Mentoring and Coaching in Education*, 9(1), 52-70.

**AGENDA SUMMARY SHEET**

**Agenda Item:** Dual Enrollment Program Report

**Meeting Date:** October 9, 2023

**Background/  
Description:**

On August 11, 2003, Millard Public Schools approved the first dual enrollment options for students. Through this opportunity, students enroll in select Advanced Placement® courses, take the course for high school credit and, at the same time, pay tuition and receive transferable credit through UNO.

Dual enrollment opportunities now include several non-Advanced Placement® courses at UNO and courses completed through Metropolitan Community College (MCC) by participation in a Millard Career Academy, an MCC Career Academy, or the Early College High School program. The ability to offer dual enrollment varies for each building every year based on teacher credentials and the criteria established by UNO and MCC.

An impressive **26,416 college credits** were earned by Millard students in 2022-2023.

The total savings through UNO and MCC due to reduced tuition of **\$2,227,480** benefits students and their families.


**Action Desired:** Information Only

**Policy/**

**Strategic Plan Reference:** Strategic Plan Strategy 2

**Responsible Person(s):** Dr. Heather Phipps, Dr. Anthony Weers, and Dr. Melanie Olson

**Superintendent's Approval:**

A handwritten signature in black ink that reads "John Schwartz". The signature is written in a cursive style with a large initial "J" and "S".

## Dual Enrollment Trends

<b>Dual Enrollment through Metropolitan Community College MCC and MPS Academies</b>					
	<b>North</b>	<b>South</b>	<b>West</b>	<b>Total Enrollments</b>	<b>Credits Earned</b>
2017-2018	265	313	717	1295	6209
2018-2019	204	192	712	1108	5497.5
2019-2020	218	218	690	1126	6223
2020-2021	319	264	700	1283	6671.5
2021-2022	383	266	779	1428	6712
2022-2023	380	275	758	1413	6536.5

Due to Nebraska State legislation, tuition for dual enrolled courses with Metropolitan Community College is waived for the 2022-2023 school year. Students who took MCC Academy courses or MPS Academy courses paid \$0.00 per credit hour and \$0.00 per course for tuition. MCC tuition for a full time student is \$68.00 per credit hour, plus a \$5 fee per credit hour for a total of \$73 per credit hour. This represents a savings of **\$477,165** for the 6536.5 MCC credits earned by Millard academy students.

<b>Dual Enrollment through Metropolitan Community College Early College - Millard South</b>		
	<b>MSHS Students</b>	<b>Credits Earned</b>
2017-2018	453	7798
2018-2019	567	13063
2019-2020	610	14184
2020-2021	599	13990
2021-2022	614	16501
2022-2023	603	16528.5

Due to Nebraska State legislation, tuition for dual enrolled courses with Metropolitan Community College is waived for the 2022-2023 school year. Students who took Early College High School courses for dual credit paid \$0.00 per credit hour and \$0.00 per course for tuition. MCC tuition for a full time student is \$68.00 per credit hour, plus a \$5 fee per credit hour for a total of \$73 per credit hour. This represents a savings of **\$1,206,587** for the 16,528.5 MCC credits earned by Millard Early College participants.

The combined savings for all MCC dual enrollment opportunities is **\$1,683,746** for the 23,065 MCC credits earned by Millard students in Millard Career Academies, MCC Academies, and Early College.

<b>Dual Enrollment through University of Nebraska at Omaha</b>						
	<b>North</b>	<b>South</b>	<b>West</b>	<b>Acad</b>	<b>Total Enrollments</b>	<b>Credits Earned</b>
2017-2018	106	151	210		493	1701
2018-2019	86	136	256	161	639	2175
2019-2020	132	95	436	124	787	2841
2020-2021	153	85	599	87	924	3243
2021-2022	129	104	689	78	1000	3425
2022-2023	302	104	504	65	975	3351

Dual enrollment tuition at UNO is \$250 per course, regardless of the number of credits. UNO tuition for a full time undergraduate student is \$235 per credit hour. This represents a savings of **\$543,735** for the 3351 UNO credits earned by Millard students.

The total savings through UNO and MCC due to reduced tuition of **\$2,227,480** benefits students and their families.

## Metropolitan Community College Early College

Early College students participate in an array of courses depending on individual progress toward fulfillment of requirements to earn a Millard diploma. The following table identifies the Millard courses that align with Metropolitan Community College courses to enable students to complete dual enrollment at Metropolitan Community College while fulfilling the requirements of a Millard diploma.

<b>MPS-MCC Course Alignment 2022-2023</b>	
<b>Millard Course</b>	<b>MCC Course</b>
Academic Seminar	Human Relations Skills
Algebra II A/B, Honors Algebra II A/B	College Algebra
AP Calculus AB A/B	Calculus I
AP Calculus BC A	Calculus I
AP Calculus BC B	Calculus II
Hon. English 10A or English 11A	English Comp I
Hon English 10B or English 11B	Intro to Literature
AP French	Special Topics in French
AP German	Special Topics in German
AP Human Geography	Intro to Human Geography
AP Macroeconomics	Macroeconomics
AP Microeconomics	Microeconomics
AP Physics I: Algebra-based	Principles of Physics I
AP Physics 2: Algebra-based	Principles of Physics II
AP Psychology	Introduction to Psychology
AP Spanish	Special Topics in Spanish
AP Statistics	Statistics
AP US History A	US History to 1877
AP US History B	US History 1865 to Present
Biology	Introduction to Biology
Calculus III/Differential Equations A	Calculus III
Calculus III/Differential Equations B	Differential Equations
Chemistry	College Chemistry
College Algebra, Pre-Calculus A or Honors Pre-Calculus A	Pre-Calculus Algebra
Drawing	Elementary Drawing
Art History	Intro to Visual Arts
Global Perspectives Through Lit	Ethnic Literature
Creative Writing	Creative Writing
Honors French III	Beginning French II
Honors German II	Elementary German I
Honors Spanish II	Elementary Spanish I
Honors Spanish III	Elementary Spanish II
Honors German IV/V	Elementary German II
Honors French IV/V	Intermediate French II
Honors Spanish IV/IV B	Intermediate Spanish II
Honors Spanish IV/V A	Intermediate Spanish I
Business Technologies	Information Systems and Technology
Music Connections	Music Appreciation
Physics	Applied Physics
Pre-Calculus B or Honors Pre-Calculus B	Trigonometry
College Writing	English Composition II
Speech	Public Speaking
US Government & Economics, AP US Government	American National Government
World History A or AP World History A	World Civil. Prehistoric to 1500
World History B or AP World History B	World Civ. 1500 to Present

University of Nebraska- Omaha							
2022-2023 Courses	MNHS	MSHS	MWHS	MACAD	Total Students	Credit Hours	Total Credits
AP English Literature - 1	30	9	20	0	59	3	177
AP English Literature- 2	42	5	13	0	60	3	180
AP Calculus - 1 AB/BC	47	3	75	0	125	5	625
AP Calculus - 2 BC	4	0	0	0	4	5	20
AP Comp. Sci A	9	2	3	0	14	3	42
AP Comp Sci Principles	17	8	12	0	37	3	111
AP US History - 1	0	7	51	0	58	3	174
AP US History - 2	0	7	39	0	46	3	138
AP European History - 1	0	0	0	0	0	3	0
AP European History - 2	0	0	0	0	0	3	0
AP Physics - 1	0	0	0	0	0	4	0
AP Physics 1 Lab	0	0	0	0	0	1	0
AP Physics - 2	42	8	18	0	68	4	272
AP Physics 2 Lab	0	0	0	0	0	1	0
AP Psychology	23	1	14	0	38	3	114
AP Latin	5	0	0	0	5	3	15
AP German	8	1	2	0	11	3	33
AP French	0	3	0	0	3	3	9
AP Spanish	0	1	15	0	16	3	48
AP Biology - 1	11	10	13	0	34	5	170
AP Biology - 2	8	7	0	0	15	5	75
AP Statistics	13	19	93	0	125	3	375
AP Enviro. Science	0	0	0	0	0	4	0
AP Music Theory	0	1	2	0	3	3	9
AP US Govt-Comparative	0	0	0	0	0	3	0
AP US Govt - US	43	10	40	0	93	3	279
AP World History	0	0	71	0	71	3	213
AP Microeconomics	0	2	21	0	23	3	69
AP Macroeconomics	0	0	0	0	0	3	0
Non AP & Academy Courses							
Athletic Training & Sports Injuries Internship					0	3	0
Introduction to Spec.Educ.				9	9	3	27



World Religion				20	20	3	60
Introduction to Education				20	20	3	60
AP Physics 1				6	6	3	18
AP Psychology				10	10	3	30
Calculus III			2		2	4	8
<b>Total</b>	<b>302</b>	<b>104</b>	<b>504</b>	<b>65</b>	<b>975</b>		<b>3351</b>

University of Nebraska- Omaha							
2021-2022 Courses	MNHS	MSHS	MWHS	MACAD	Total Students	Credit Hours	Total Credits
AP English Literature - 1	20	7	14	0	41	3	123
AP English Literature- 2	19	6	13	0	38	3	114
AP Calculus - 1 AB/BC	13	6	93	0	112	5	560
AP Calculus - 2 BC	6	3	27	0	36	5	180
AP Comp. Sci A	1	0	4	0	5	3	15
AP Comp Sci Principles	1	0	15	0	16	3	48
AP US History - 1	0	10	75	0	85	3	255
AP US History - 2	0	8	65	0	73	3	219
AP European History - 1	0	0	0	0	0	3	0
AP European History - 2	0	0	0	0	0	3	0
AP Physics - 1	6	4	0	6	16	4	64
AP Physics 1 Lab	3	4	0	0	7	1	7
AP Physics - 2	0	1	19	0	20	4	80
AP Physics 2 Lab	0	2	22	0	24	1	24
AP Psychology	9	6	18	14	47	3	141
AP German	2	0	3	0	5	3	15
AP French	0	0	0	0	0	3	0
AP Spanish	0	1	6	0	7	3	21
AP Biology - 1	16	9	17	0	42	5	210
AP Biology - 2	12	7	13	0	32	5	160
AP Statistics	7	15	91	0	113	3	339
AP Enviro. Science	0	0	0	0	0	4	0
AP Music Theory	1	0	2	0	3	3	9
AP US Govt-Comparative	0	0	9	0	9	3	27
AP US Govt - US	13	9	68	0	90	3	270
AP World History	0	0	81	0	81	3	243
AP Microeconomics	0	3	16	0	19	3	57
AP Macroeconomics	0	1	11	0	12	3	36

Non AP & Academy Courses							
Athletic Training & Sports Injuries Internship	0	2	0	0	2	3	6
Introduction to Business	0	0	0	0	0	3	0
Introduction to Spec.Educ.	0	0	0	14	14	3	42
World Religion	0	0	0	14	14	3	42
Intro to Commun. Disorders	0	0	0	14	14	3	42
Introduction to Education	0	0	0	15	15	3	45
Calculus III	0	0	7	0	7	4	28
<b>Total</b>	<b>129</b>	<b>104</b>	<b>689</b>	<b>78</b>	<b>1000</b>		<b>3425</b>

Metropolitan Community College						
Millard Public Schools Career Academies Enrollments						
2022-2023 Courses	MNHS	MSHS	MWHS	Total Students	Credit Hours	Total Credits
English 11-College Comp I	15	15	22	52	4.5	234
American Literature I	15	15	22	52	4.5	234
Child Development (Education)	5	10	6	21	4.5	94.5
Preschool Child Development	5	10	6	21	4.5	94.5
Professional Speaking	7	12	13	32	4.5	144
College Composition and Research	6	2	8	16	4.5	72
Accounting I	4	4	11	19	8	152
Accounting II	4	3	15	22	4	88
Financial Literacy	4	4	11	19	4.5	85.5
Introduction to Entrepreneurship	4	4	11	19	4.5	85.5
Business Law	4	3	15	22	4.5	99
Entrepreneurship Feasibility Study	4	3	15	22	4.5	99
Principles of Management	10	5	16	31	4.5	139.5
Principles of Marketing	10	4	20	34	4.5	153
Human Anatomy & Physiology	14	9	35	58	5	290
Medical Terminology I	14	9	35	58	4.5	261

Medical Terminology II	14	9	35	58	4.5	261
CPR and First Aid/AED	14	9	35	58	1	58
Foundations of Health Careers	14	9	35	58	4.5	261
Introduction Medical Law & Ethics	14	9	35	58	4.5	261
Nutrition in the Life Cycle	14	9	35	58	4.5	261
Disease Processes	14	9	35	58	4.5	261
Introduction to Business	10	5	16	31	4.5	139.5
Industrial Safety & Health	6	1	5	12	4.5	54
Introduction to Distribution	6	1	5	12	4.5	54
Mechanical Print Reading	4	0	3	7	4.5	31.5
Business Logistics	4	0	3	7	4.5	31.5
Purchasing & Material Management	4	0	3	7	4.5	31.5
Problem Solving	4	0	3	7	4.5	31.5
Intro to Transport. Distribution, Logistics	6	1	5	12	4.5	54
Production and Operations Management	4	0	3	7	4.5	31.5
Long Term Care/Certified Nursing Assist.	11	15	31	57	6.5	370.5
Fundamentals of Pharmacology	11	15	31	57	4.5	256.5
Emergency Medical Technician-Basic	11	15	31	57	10	570
AP Microeconomics	4	3	15	22	4.5	99
AP Macroeconomics	4	3	15	22	4.5	99
3D Design	2	2	7	11	4.5	49.5
AP Statistics	2	2	7	11	4.5	49.5
Total	302	229	654	1185		5641.5

<b>Metropolitan Community College</b>						
<b>Millard Public Schools Career Academies Enrollments</b>						
<b>2021-2022 Courses</b>	<b>MNHS</b>	<b>MSHS</b>	<b>MWHS</b>	<b>Total Students</b>	<b>Credit Hours</b>	<b>Total Credits</b>
English 11-College Comp I	14	7	27	48	4.5	216
American Literature I	14	7	27	48	4.5	216
Child Development (Education)	4	4	8	16	4.5	72
Preschool Child Development	4	4	8	16	4.5	72
Professional Speaking	3	6	5	14	4.5	63
College Composition and Research	8	8	13	29	4.5	130.5
Accounting I	5	3	16	24	8	192
Accounting II	7	3	11	21	4	84
Financial Literacy	5	3	16	24	4.5	108
Introduction to Entrepreneurship	5	3	16	24	4.5	108
Business Law	5	3	16	24	4.5	108
Entrepreneurship Feasibility Study	7	3	11	21	4.5	94.5
Principles of Management	10	3	19	32	4.5	144
Principles of Marketing	10	3	19	32	4.5	144
Human Anatomy & Physiology	12	13	33	58	5	290
Medical Terminology I	12	13	33	58	4.5	261
Medical Terminology II	12	13	33	58	4.5	261
CPR and First Aid/AED	12	13	33	58	1	58
Foundations of Health Careers	12	13	33	58	4.5	261
Introduction Medical Law & Ethics	12	13	33	58	4.5	261
Nutrition in the Life Cycle	12	13	33	58	4.5	261
Disease Processes	12	13	33	58	4.5	261
Introduction to Business	10	3	19	32	4.5	144
Industrial Safety & Health	5	0	3	8	4.5	36
Introduction to Distribution	5	0	3	8	4.5	36
Mechanical Print Reading	5	2	8	15	4.5	67

Business Logistics	5	2	8	15	4.5	67
Purchasing & Material Management	5	2	8	15	4.5	67
Problem Solving	5	2	8	15	4.5	67
Intro to Transport. Distribution, Logistics	5	0	3	8	4.5	36
Production and Operations Management	5	2	8	15	4.5	67
Long Term Care/Certified Nursing Assist.	13	12	27	52	6.5	338
Fundamentals of Pharmacology	13	12	27	52	4.5	234
Emergency Medical Technician-Basic	13	12	27	52	10	520
AP Microeconomics	7	3	11	21	4.5	94.5
AP Macroeconomics	7	3	11	21	4.5	94.5
Human Relations	2	3	9	14	4.5	63
Info Tech I	2	3	9	14	4.5	63
Info Tech II	2	3	9	14	4.5	63
Drawing	2	3	9	14	4.5	63
<b>Total</b>	<b>308</b>	<b>231</b>	<b>683</b>	<b>1222</b>		<b>5786</b>

Metropolitan Community College Career Academy Enrollments									
		2022-2023							
Course	Academy	N	S	W	T # of Students	# of courses	Total Course Enrollments	Credit Hours of Academy	Total Credits Taken
MCC01	3-D Animation and Games		1		1	6	6	27	27
MCC18	Auto Collision Tech. Y1		1	1	2	5	10	18	36
MCC35	Auto Collision Tech. Y2			1	1	3	3	18	18
MCC19	Automotive Technology				0	4	0	18	0
MCC45	Business		1	2	3	6	18	27	81
MCC28	Certified Nursing Assistant	3	2	2	7	7	49	22	154
MCC05	Civil Engineering Tech.	1			1	4	4	27	27
MCC14	Construction Tech. Y1				0	6	0	26.5	0
MCC15	Construction Tech. Y2				0	4	0	26	0
MCC22	Criminal Justice			1	1	6	6	27	27



MCC39	Culinary Arts Foundation	1		1	2	7	14	25	50
MCC24	Diesel Tech. Y1				0	4	0	13.5	0
MCC36	Diesel Tech. Y2				0	6	0	14	0
MCC27	Digital Cinema and Film	1		2	3	5	15	24	72
MCC06	Diversified Manuf.				0	5	0	22.5	0
MCC07	Early Childhood Education			2	2	6	12	27	54
MCC23	Electrical Tech. Y1		1		1	3	3	26	26
MCC37	Electrical Tech. Y2	1		1	2	5	10	23	46
MCC29	Emergency Medical Tech.				0	6	0	27.5	0
MCC32	Fire Science Tech. Y1	3	1	1	5	6	30	20	100
MCC33	Fire Science Tech. Y2				0	6	0	18	0
MCC40	Full Stack Web Develop. Y1			1	1	7	7	27	27
MCC41	Full Stack Web Develop. Y2				0	8	0	27	0
MCC08	HVAC Y1			1	1	3	3	22	22
MCC09	HVAC Y2	1			1	4	4	25	25
MCC21	Horticulture, Land Manage. Y1				0	5	0	17.5	0
MCC38	Horticulture, Land Manage. Y2				0	6	0	18	0
MCC11	IT Technician		1		1	6	6	27	27
MCC02	Office Admin. Prof. Y1				0	7	0	29	0
MCC31	Pre-Apprenticeship Plumbing				0	5	0	26.5	0
MCC12	Prototype Design				0	6	0	27	0
MCC16	Theater Tech. Y1				0	6	0	24	0
MCC17	Theater Tech. Y2				0	5	0	21	0
MCC25	Welding and Fabric. Y1	2		2	4	7	28	19	76
MCC26	Welding and Fabric. Y2				0	6	0	18	0
	Total	13	8	18	39		228		895

Metropolitan Community College Career Academy Enrollments									
		2021-2022							
Course	Academy	N	S	W	T # of Students	# of courses	Total Course Enrollments	Credit Hours of Academy	Total Credits Taken
MCC01	3-D Animation and Games	1		1	2	6	12	27	54
MCC18	Auto Collision Tech. Y1	2		4	6	5	30	18	108
MCC35	Auto Collision Tech. Y2				0	3	0	18	0
MCC19	Automotive Technology				0	4	0	18	0
MCC28	Certified Nursing Assistant			1	1	7	7	22	22
MCC05	Civil Engineering Tech.				0	4	0	27	0
MCC14	Construction Tech. Y1	1		2	3	6	18	26.5	79.5
MCC15	Construction Tech. Y2	1			1	4	4	26	26
MCC22	Criminal Justice	2	1	3	6	6	36	27	162
MCC39	Culinary Arts Foundation			1	1	7	7	25	25
MCC24	Diesel Tech. Y1				0	4	0	13.5	0
MCC36	Diesel Tech. Y2				0	6	0	14	0
MCC27	Digital Cinema and Film			2	2	5	10	24	48
MCC06	Diversified Manuf.				0	5	0	22.5	0
MCC07	Early Childhood Education				0	6	0	27	0
MCC23	Electrical Tech. Y1	1		1	2	3	6	26	52
MCC37	Electrical Tech. Y2				0	5	0	23	0
MCC29	Emergency Medical Tech.	1			1	6	6	27.5	27.5
MCC32	Fire Science Tech. Y1	3			3	6	18	20	60
MCC33	Fire Science Tech. Y2				0	6	0	18	0
MCC40	Full Stack Web Develop. Y1				0	7	0	27	0
MCC41	Full Stack Web Develop. Y2				0	8	0	27	0
MCC08	HVAC Y1	1	1	1	3	3	9	22	66

MCC09	HVAC Y2				0	4	0	25	25
MCC21	Horticulture, Land Manage. Y1				0	5	0	17.5	0
MCC38	Horticulture, Land Manage. Y2				0	6	0	18	0
MCC11	IT Technician		1		1	6	6	27	27
MCC02	Office Admin. Prof. Y1		1		1	7	7	29	29
MCC31	Pre-Apprenticeship Plumbing			2	2	5	10	26.5	53
MCC12	Prototype Design				0	6	0	27	0
MCC16	Theater Tech. Y1		1		1	6	6	24	24
MCC17	Theater Tech. Y2				0	5	0	21	0
MCC25	Welding and Fabric. Y1	1	1		2	7	14	19	38
MCC26	Welding and Fabric. Y2				0	6	0	18	0
	Total	14	6	18	38		206		926

## AGENDA SUMMARY SHEET

**AGENDA ITEM:** Advanced Placement Program Report

**MEETING DATE:** October 9, 2023

**BACKGROUND/  
DESCRIPTION:**

Supporting data indicates that the Advanced Placement culture continues to serve many of our high school students.

- Millard offers 27 Advanced Placement courses, including the newest addition, AP Research for the 22-23 school year.
- The percent of Millard students scoring a 3, 4, or 5 on exams rose to 74% compared to 73% last school year.
- Millard students took 2500 AP tests, an increase over the previous year.
- While the number of students taking an AP test increased, the number of students taking an AP course decreased.
- The number of AP Scholars increased by 39 students with 460 Millard students named as AP scholars as a result of 2022--2023 testing.
- An impressive 92% of the 111 students who took the AP Literature and Composition exam scored a 3,4, or 5.
- Four hundred and eleven students took the AP Human Geography exam with 86% scoring a 3,4, or 5.
- In 2022-2023, students were responsible for paying for the cost of the exam at a rate of \$97 per exam. The MPS Foundation paid for the reduced rate exam fee of \$53 for students qualifying for free and reduced priced lunch.

**ACTION DESIRED:** Information Only

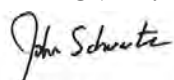
**POLICY/  
STRATEGIC PLAN:**

The 2004 Strategic Plan established action plans calling for the creation of an AP culture. The 2009 Strategic Plan called to support promoting personal excellence, increasing student achievement, and engaging students. In the 2018 Strategic Plan the parameter “We will always expect each student to set and achieve challenging educational and career goals tailored to his/her abilities, interests, and aspirations.” was added to emphasize this continued focus. This report is one way we measure our Strategic Objective: The percentage of students participating in and performing at high levels on measures of national and/or international educational excellence will increase annually.

**RESPONSIBLE  
PERSONS:**

Dr. Heather Phipps, Dr. Anthony Weers, and Dr. Melanie Olson

**SUPERINTENDENT’S  
APPROVAL:**



## **Points of Interest**

Millard continues to have a strong AP culture, offering twenty-seven Advanced Placement courses with over 4400 AP courses completed in the 2022-2023 school year. The total number of tests taken in Millard increased slightly in 2022-2023, with students who took the tests performing well. Over sixteen hundred students chose to challenge themselves by taking 2500 tests with 74% of the tests scoring in the 3, 4, or 5 range. Millard students accounted for 16% of the total Advanced Placement tests taken in the state of Nebraska and 460 students were recognized as College Board Scholars.

**Number of AP Exams taken in Millard**

	North High School			South High School			West High School			District Totals		
	20-21	21-22	22-23	20-21	21-22	22-23	20-21	21-22	22-23	20-21	21-22	22-23
<b>Course Completion</b>	1566	2467	1786	1142	1476	1266	1430	1524	1402	4138	5467	4454
<b>Test Enrollment*</b>	1399	1414	1429	520	409	427	808	641	630	2724	2464	2486
<b>No Course Test Enrollment**</b>	4	8	11	7	0	0	0	1	3	11	9	14
<b>Total Tests Taken</b>	1403	1422	1440	524	409	427	808	642	633	2735	2473	2500

\* Number of tests taken for courses offered in Millard. Students may take an AP Exam without enrolling in the corresponding course.

\*\* Number of tests for which no AP course is offered in Millard, not included in the Test Enrollment counts.

## **Advanced Placement Strategy & Action Plans**

The 2004 Strategic Plan established action plans that were activated in 2005 calling for the creation of an AP culture, providing systematic training and support for AP teachers, and ensuring the AP curriculum for AP courses is aligned with College Board standards for Advanced Placement exams.

The 2009 Strategic Plan including Strategy 2, Action Plan 3 call to actively engage students, families and staff to improve student achievement and attain personal excellence, and Strategy 4, Action Plan 4 to utilize instructional best practices, formative and summative assessments, and student data designed to ensure high achievement for all students and all demographic subgroups, which both support promoting personal excellence, increasing student achievement, and engaging students. Advanced Placement® courses provide the opportunity for students to achieve personal excellence by engaging in rigorous courses. In the 2018 Strategic Plan the parameter “We will always expect each student to set and achieve challenging educational and career goals tailored to his/her abilities, interests, and aspirations.” was added to emphasize this continued focus.



## Advanced Placement® Courses

Advanced Placement® Courses follow the curriculum recommendations of the College Board. The course and corresponding exam provide for a rigorous, fast paced, college level class. During the 2022-2023 school year, Millard offered 27 Advanced Placement® courses. Courses are listed below with the number of exams taken.

- Biology: 38
- Calculus AB: 99
- Calculus BC: 73
- Chemistry: 35
- Computer Science A: 33
- Computer Science Principles: 59
- English Language & Composition: 308
- English Literature & Composition: 111
- Environmental Science: 28
- European History: 16
- French Language: 10
- German Language: 15
- Human Geography: 411
- Latin Vergil: 5
- Macroeconomics: 28
- Microeconomics: 28
- Music Theory: 7
- Physics 1: Algebra-Based: 117
- Physics 2: Algebra-Based: 13
- Psychology: 80
- Research: 17
- Seminar: 18
- Spanish Language: 40
- Statistics: 124
- United States Govt. & Politics: 67
- United States History: 327
- World History: 372

Students may elect to take exams even though the District does not provide a corresponding course. Nine non-course exams were completed by Millard students during 2022-2023.

Examples this past year included: Chinese Language and Culture (10), Physics C: Electricity and Magnetism (1), Physics C: Mechanics (3).

### Student Course and Test Enrollment

Overall, there has been an increase in completion of Advanced Placement® classes since the AP Plan was implemented. AP course enrollment decreased in the 2022-2023 school year although remained higher than the 2021-2022 school year. Exam completion was higher than the previous school year. The focus of testing is to provide students the opportunity to take a national test, which is utilized as a measure to predict success in college. Students may compare their test results with students nationally who are taking the same exam.

The chart below shows the number of students as a district who completed AP courses compared to the number of exams taken as a result of participation in the provided courses.

Number of AP Courses Completed vs. Number of AP Exams Completed			
	2020-2021	2021-2022	2022-2023
Number of AP Courses Completed	4138	5467	4454
Number of AP Exams Completed	2735	2473	2500

During the 2022-2023 school year, 1601 students took 2500 AP Exams. The number of students taking one or more AP exams increased from last year. The chart below shows the number of students who took an AP course and the number of students who took an AP Exam in the 20-21, 21-22, and 22-23 school years.

Number of Students Taking AP Courses and AP Exams												
	2020-2021				2021-2022				2022-2023			
	NHS	SHS	WHS	Dist	NHS	SHS	WHS	Dist	NHS	SHS	WHS	Dist
# of students taking one or more AP course	984	795	936	2715	1093	802	824	2719	1039	709	807	2555
# of students taking one or more AP Exam	818	392	526	1736	840	317	408	1565	878	310	413	1601

### Test Scores

Advanced Placement<sup>®</sup> Examination grades are reported on a five-point scale as follows:

- 5 = Extremely well qualified;
- 4 = Well qualified;
- 3 = Qualified;
- 2 = Possibly qualified;
- 1 = No recommendation

These grade categories are designed to reflect achievement scores in the AP course that is analogous to performance in a comparable college course. In the 22-23 school year 74% percent of the exams taken by Millard students had a score of 3, 4 or 5.

Comparison of Local, State, and Global Percentages of Exams Earning 3, 4, 5						
	2021-2022			2022-2023		
	Local	State	Global	Local	State	Global
Percent of Exams Earning 3, 4, 5	73%	63%	62%	74%	62%	62%

### **AP Scholars**

The College Board recognizes students who have distinguished themselves academically by announcing AP award recipients.

- AP Scholars = Scores of 3 or higher on 3 or more AP exams (full year courses)
- AP Scholars with Honors = Average score of 3.25 or higher on all AP exams taken and scores of 3 or higher on 4 or more exams (full year courses)
- AP Scholars with Distinction = Average score of 3.5 on all AP exams taken and scores of 3 or higher on 5 or more exams (full year courses)

<b>Number of Millard Students Recognized as College Board Scholars</b>		
2020-2021	2021-2022	2022-2023
436	421	460

Included in the 460 scholars for the district were 98 students recognized as AP Scholars with Honors and 153 students achieved AP Scholars with Distinction.

### **MPS Foundation Advanced Placement<sup>®</sup> Support**

The financial support provided by the Millard Public Schools Foundation continued to assist in paying for exams taken during the 2022-2023 school year. In 2022-2023, students were responsible for paying for the cost of the exam at a rate of \$97 per exam. The MPS Foundation paid for the reduced rate exam fee of \$53 for students qualifying or free and reduced priced lunch.

	<i>Amount Funded</i>	<i>Number of Exams</i>	<i>Number of Students</i>
2022-2023	\$13,462.00	254	192
2021-2022	\$12,455.00	235	150
2020-2021	\$158,163.00	2735	1736
2019-2020**	\$271,921.00	2857	1779
2018-2019	\$344,738.00	3807	2356
2017-2018	\$362,088.00	3852	1982
2016-2017	\$ 342,891.00	3687	2013
2015-2016	\$ 328,000.00	3604 of 3701*	2321
2014-2015	\$ 328,965.00	3615	2073
2013-2014	\$ 239,677.00	2693	1497
2012-2013	\$ 227,751.00	2559	1328
2011-2012	\$ 214,455.00	2465	1265
2010-2011	\$ 51,417.00	591	292
2009-2010	\$ 44,118.00	513	240
2008-2009	\$ 38,700.00	450	185
2007-2008	\$ 22,428.00	267	114

\*The Foundation allocated a fixed amount of \$328,000.00 to support AP exams taken in 2016.

\*\*Due to COVID-19 testing had many modifications.

**AGENDA SUMMARY SHEET**

**Agenda Item:** 2022-23 Student Services Year-end Data Report

**Meeting Date:** October 9, 2023

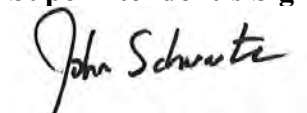
**Background/  
Description:** This report reflects the year-end data related to Student Services.

**Action Desired:** Report

**Policy /  
Strategic Plan  
Reference:** N/A

**Responsible Person(s):** Bill Jelkin, Student Services

**Superintendent's Signature:**

A handwritten signature in black ink, appearing to read "John Schwartz", is written over a faint, light-colored rectangular stamp.



***STUDENT SERVICES***  
***YEAR END REPORT***  
***2022/2023***

***Submitted by:***



***Mr. Bill Jelkin***  
***Student Services***  
***Director***

## Table of Contents

### **STUDENT ATTENDANCE & ENROLLMENT**

Student Attendance Rates	1
Excessive Absences	1
Millard Students Attending Private Schools	2
Millard Home School Students	2
Wards of State/Court Enrollment	2
Foreign Exchange Enrollment	2
Option Enrolled Students	3
Within District Transfers	4
Option/Transfer Enrollment Percentages	5

### **STUDENT BEHAVIOR & DISCIPLINE**

Events by Elementary	6
Events by Secondary	8
Drug and Violence Event Summary	10
Events Associated with Drugs and Alcohol	10
Out of School Disciplinary Dispositions	11
Repeat Offenses	19
Ombudsman Education Program	21
Alcohol Breath Testing Device Utilization	21
Disciplinary Hearings	21

### **STUDENT HEALTH SERVICES**

Special Health Care Related Assignments	22
Student Health Screens	22
Health Related Contacts	22

### **COUNSELING & SOCIAL WORK**

Connections Referrals	23
Crisis Team	24
Crisis Intervention for Students At-Risk	24
Child Abuse & Neglect	24
District Counseling Contacts	25
Social Workers Contacts	25

### **SECURITY & EMERGENCY MANAGEMENT**

Hotline Calls	26
Contracted Security Responses	26
Online Monitoring	26
School Resource Officers	27



### Executive Summary

The executive summary contains an overview of the key topics and related statistics contained in the 2022/23 Student Services Year End Report. The comparative statistics for each area are noted below.

	<u>18/19</u>	<u>19/20</u>	<u>20/21</u>	<u>21/22</u>	<u>22/23</u>
<b>Student Services Attendance/Enrollment</b>					
Overall Attendance Rates	96%	97%	95%	93%	<b>94%</b>
MPS Students Attending Private Schools	2,440	2,385	1,853	1,943	<b>1,875</b>
MPS Students In Exempt (Home) School	624	508	971	869	<b>894</b>
Foreign Exchange Students Enrolled	9	9	0	9	<b>9</b>
Open & Option Program Gains and Losses					
Entered the District into Option	507	750	725	759	<b>649</b>
Left the District-optioned out	240	164	194	200	<b>161</b>
Within District Transfers-Approved	1,182	1,036	1,024	951	<b>1,039</b>
<b>Student Discipline</b>					
Discipline Events	7,513	5,697	6,962	11,490	<b>13,347</b>
Drug/Alcohol/Medication Related Events	133	119	89	133	<b>152</b>
Out of School Dispositions	1,421	1,218	1,200	2,103	<b>2,454</b>
Disciplinary Hearings Conducted	6	2	4	5	<b>4</b>
Ombudsman Participation	159	165	141	215	<b>212</b>
<b>Student Health Services</b>					
Health Screens Administered	35,768	38,244	723	3,325	<b>3,928</b>
Health Related Contacts	309,153	264,368	229,732	301,557	<b>306,588</b>
<b>Counseling and Students At-Risk</b>					
High School Therapy Referrals	180	123	122	100	<b>200</b>
Number of Crisis Team Responses	5	9	11	5	<b>5</b>
Crisis Interventions By All School Personnel	196	191	122	216	<b>212</b>
Child Abuse and Neglect Reports	206	229	221	271	<b>264</b>
Counseling Contacts	61,130	56,657	45,617	77,255	<b>52,840</b>
<b>Security &amp; Emergency Management</b>					
Safe2Help Calls	71	128	85	134	<b>154</b>
Online Monitoring	1,024	1,194	1,709	1,913	<b>2,083</b>

## STUDENT ATTENDANCE & ENROLLMENT

**Table 1 - Student Attendance Rates**

High Schools	2018/19	2019/20	2020/21	2021/22	2022/23
3 Schools	95%	96%	92%	92%	93%
Middle Schools					
6 Schools	96%	97%	95%	93%	94%
Elementary Schools					
25 Schools	96%	97%	96%	94%	95%
Alternative Schools					
Horizon	80%	83%	55%	70%	78%
Young Adult Program	92%	92%	90%	88%	90%
<b>District Average</b>	96%	97%	95%	93%	94%

**Table 2 - Number of Excessively Absent Students and County Attorney Referrals**

20+ Days Absent District Totals						
District	# of Students	Total Days	Unexcused Days	Excused Days	Medical Days	# Referred
2018/19	1,623	52,795	21,441	33,623	27,834	138
2019/20	923	30,886	12,676	18,210	15,744	89
2020/21	2,296	87,596	45,557	42,037	36,016	86
2021/22	2,929	100,306	29,643	10,462	60,202	158
<b>2022/23</b>	<b>1,978</b>	<b>94,476</b>	<b>39,642</b>	<b>8,392</b>	<b>46,442</b>	<b>240</b>
20+ Days Absent by Level						
Elementary	# of Students	Total Days	Unexcused Days	Excused Days	Medical Days	# Referred
2018/19	373	10,885	3,509	7,376	5,488	9
2019/20	192	5,204	1,598	3,606	2,808	2
2020/21	552	16,572	6,676	9,896	7,756	11
2021/22	1,029	29,201	5,920	3,881	19,400	22
<b>2022/23</b>	<b>607</b>	<b>21,611</b>	<b>6,103</b>	<b>2,745</b>	<b>12,763</b>	<b>35</b>
Middle	# of Students	Total Days	Unexcused Days	Excused Days	Medical Days	# Referred
2018/19	350	11,178	3,309	7,869	6,483	22
2019/20	173	5,199	1,375	3,824	3,282	6
2020/21	551	19,095	8,199	10,895	9,007	12
2021/22	773	25,508	5,370	3,495	16,644	20
<b>2022/23</b>	<b>490</b>	<b>22,262</b>	<b>7,544</b>	<b>2,759</b>	<b>11,959</b>	<b>51</b>
High	# of Students	Total Days	Unexcused Days	Excused Days	Medical Days	# Referred
2018/19	900	33,001	14,623	18,378	15,863	107
2019/20	558	20,484	9,703	10,780	9,654	81
2020/21	1,193	51,929	30,682	21,246	19,253	63
2021/22	1,127	45,597	18,353	3,086	24,158	116
<b>2022/23</b>	<b>881</b>	<b>50,603</b>	<b>25,995</b>	<b>2,888</b>	<b>21,720</b>	<b>154</b>
<i>All data is through the last day of school.</i>						
<i>Days absent are rounded numbers calculated by the number of instructional minutes missed.</i>						

**Table 3 - MPS Students Attending Private School**

	<b>2018/19</b>	<b>2019/20</b>	<b>2020/21</b>	<b>2021/22</b>	<b>2022/23</b>
K-5	1,008	1,020	867	944	<b>990</b>
6-12	1,432	1,365	986	999	<b>885</b>
Totals	2,440	2,385	1,853	1,943	<b>1,875</b>

**Table 4 - MPS Students Acknowledged for Homeschool**

In accordance with Policy 6680 and accompanying Rules 6680.1 and 6680.2, exempt school students may request programs and services from the Millard School in their attendance area. Percentages are calculated from the Millard Resident K-12 student population for each year.

	<b>2018/19</b>	<b>2019/20</b>	<b>2020/21</b>	<b>2021/22</b>	<b>2022/23</b>
K-5	323	347	554	441	<b>437</b>
6-12	301	161	417	428	<b>456</b>
Totals	624	508	971	869	<b>894</b>

**Table 5 - MPS Students as Wards of State**

The total Millard School District K-12 population includes only students attending Millard Public Schools.

	<b>2018/19</b>	<b>2019/20</b>	<b>2020/21</b>	<b>2021/22</b>	<b>2022/23</b>
K-5	42	46	31	33	<b>55</b>
6-12	45	43	39	32	<b>69</b>
Totals	57	89	70	65	<b>124</b>

**Table 6 - Foreign Exchange Students Accepted into MPS**

Board Rule 5100.4 allows for the enrollment of up to 9 foreign exchange students per year into Millard Public Schools.

<b>School Attended</b>	<b>Female</b>	<b>Male</b>	<b>Country of Origin</b>
Millard North High School	<b>5</b>	<b>0</b>	Spain, Netherlands
Millard South High School	<b>0</b>	<b>1</b>	Spain
Millard West High School	<b>3</b>	<b>0</b>	Germany, Spain, Thailand

**Table 7 - Option IN to MPS**

Board Rule 5100.3 provides the ability for student living outside the Millard Public School the opportunity to option enroll into the District. The Rule outlines the procedures for application and acceptance. For the 2022/23 school year, all Millard Schools were open to Option Enrollment students based on capacity.

District	K	1	2	3	4	5	6	7	8	9	10	11	12	2022/23	2021/22	2020/21	2019/20	2018/19
Arlington												2		2				
Ashland/Greenw							1				1		1	3	4	3	0	0
Bellevue			2		1	1			3	1	2			10	12	6	3	6
Bennington	4									1			1	6	11	11	15	5
Blair														0	3	4	0	1
Cedar Bluffs														0	0	0	1	0
Conestoga														0	0	2	0	2
DC West		1									3			4	11	7	7	8
Elkhorn	16	1	4	5	6	6	6	4	7	24	7	11	4	101	110	123	82	47
Elmwood-Murd														0	0	0	0	1
Fort Calhoun													1	1				
Fremont											1			1	1	3	4	3
Gretna	12	7	5	1	4	6		3	7	9	9	9	8	80	100	89	26	12
Louisville										1	1	1		3	2	0	0	3
Nebraska City														0	1	1	0	0
OPS	46	32	14	30	20	29	38	15	18	55	26	20	22	365	406	370	535	357
Pap/LaVista			4	2	4	2	6	4	4	4	2	2		34	47	47	24	18
Plattsmouth	1				1		1						2	5	0	1	2	0
Ralston	8	1		1	1	3			2	1	2		1	20	31	38	39	31
South Sarpy	2		1				3							6	7	5	3	1
Wahoo														0	0	1	0	1
Westside	4									1	1	1		7	11	13	7	9
Yutan												1		1	2	2	2	0
<b>2022/23</b>	<b>93</b>	<b>42</b>	<b>30</b>	<b>39</b>	<b>37</b>	<b>47</b>	<b>55</b>	<b>26</b>	<b>41</b>	<b>97</b>	<b>55</b>	<b>47</b>	<b>40</b>	<b>649</b>				
<b>2021/22</b>	163	56	34	40	43	46	34	38	37	101	57	65	18	677				
<b>2020/21</b>	172	50	38	50	39	43	54	41	54	68	64	52	0	725				
<b>2019/20</b>	138	27	21	22	26	26	176	24	19	193	22	28	28	750				
<b>2018/19</b>	202	22	15	25	25	20	22	31	18	57	28	17	25	507				

**Table 8 - Option OUT of MPS**

District	K	1	2	3	4	5	6	7	8	9	10	11	12	2022/23	2021/22	2020/21	2019/20	2018/19
Ashland/Greenw														0	1	0	0	0
Bellevue							1			2		2		5	6	2	6	7
Bennington													1	1	1	0	0	3
DC West												2		2	1	2	3	4
Elkhorn				4	1	1	3	3		5	1	3	1	22	18	13	11	8
Fremont														0	0	5	0	2
Ft Calhoun														0	1	0	2	0
Gretna						1	1	2	1		1			6	17	17	11	15
Louisville														0	1	0	0	0
OPS	13	3	3	3	2		7	2	1	9	2	2	1	48	46	70	52	91
Pap/LaVista	7	3	2	1	2		3	1	2	4	3	1	1	30	22	25	18	22
Ralston	2	2	2	1			2	1		6	1	3	1	21	52	29	25	65
South Sarpy	1	1		1			1	2	1	1			1	9	5	6	4	8
Weeping Water									1					1	2	0	0	0
Westside	6		1	3			1			1	1	1		14	22	25	31	13
Yutan	1									1				2	5	0	1	2
<b>2022/23</b>	<b>30</b>	<b>9</b>	<b>8</b>	<b>13</b>	<b>5</b>	<b>2</b>	<b>19</b>	<b>11</b>	<b>6</b>	<b>29</b>	<b>9</b>	<b>14</b>	<b>6</b>	<b>161</b>				
<b>2021/22</b>	27	9	20	11	16	8	13	13	13	14	18	23	15	200				
<b>2020/21</b>	35	8	17	9	6	9	16	18	11	32	12	21	0	194				
<b>2019/20</b>	38	4	11	4	10	6	7	17	8	18	18	16	7	164				
<b>2018/19</b>	28	11	11	17	14	7	20	24	16	30	18	23	21	240				

**Table 9 - Total Option Enrolled Students Currently Attending Millard Public Schools**

Level	2018/19	2019/20	2020/21	2021/22	2022/23
Elementary School	1,216	1,126	1,174	1,157	<b>1,141</b>
Middle School	691	697	721	695	<b>640</b>
High School	875	1,070	1,142	1,173	<b>1,251</b>
<b>Totals</b>	<b>2,782</b>	<b>2,893</b>	<b>3,037</b>	<b>3,025</b>	<b>3,032</b>

**Table 10 - Within District Transfer Requests and Approvals**

Board Rule 5110.1 Transfer of Student within the District outlines the processes and procedures current students must follow to request transfer to another school within the District.

2018/19	Total Requests	Approved	Denied	Canceled	% of Total Requests Approved
High School	305	250	16	39	82%
Middle School	424	302	18	104	71%
Elementary School	829	630	20	179	76%
All Schools	1,558	1,182	54	322	76%
% of Requests		76%	3%	21%	
2019/20	Total Requests	Approved	Denied	Canceled	% of Total Requests Approved
High School	278	216	27	35	78%
Middle School	406	295	22	89	73%
Elementary School	736	525	27	184	71%
All Schools	1,420	1,036	76	308	73%
% of Requests		72.96%	5.35%	21.69%	
2020/21	Total Requests	Approved	Denied	Canceled	% of Total Requests Approved
High School	328	264	1	63	80%
Middle School	426	280	2	144	66%
Elementary School	665	480	2	183	72%
All Schools	1,419	1,024	5	390	72%
% of Requests		72.16%	0.35%	27.48%	
2021/22	Total Requests	Approved	Denied	Canceled	% of Total Requests Approved
High School	285	198	4	83	69%
Middle School	383	263	3	117	69%
Elementary School	678	490	14	174	72%
All Schools	1,346	951	21	374	71%
% of Requests		70.65%	1.56%	27.79%	
2022/23	Total Requests	Approved	Denied	Canceled	% of Total Requests Approved
High School	346	255	5	86	74%
Middle School	374	303	4	67	81%
Elementary School	633	481	3	149	76%
All Schools	1,353	1,039	12	302	77%
% of Requests		76.79%	0.89%	22.32%	

**Table 11 - Option Enrollment and Within District Transfer Percentages**

<b>School</b>	<b>% Resident</b>	<b>% Option</b>	<b>% Transfer</b>
Abbott	58%	33%	9%
Ackerman	72%	9%	20%
Aldrich	53%	26%	20%
Black Elk	69%	5%	25%
Bryan	75%	8%	17%
Cather	35%	27%	38%
Cody	40%	18%	42%
Cottonwood	78%	13%	9%
Disney	70%	13%	17%
Ezra	43%	53%	4%
Harvey Oaks	71%	6%	23%
Hitchcock	53%	22%	25%
Holling Heights	67%	6%	27%
Montclair	42%	18%	40%
Morton	79%	8%	13%
Neihardt	78%	5%	16%
Norris	59%	11%	30%
Reagan	88%	3%	9%
Reeder	86%	2%	11%
Rockwell	58%	6%	36%
Rohwer	84%	4%	12%
Sandoz	66%	10%	24%
Upchurch	81%	4%	15%
Wheeler	87%	5%	8%
Willowdale	83%	2%	15%
Andersen Middle	81%	7%	12%
Beadle Middle	93%	3%	4%
Central Middle	81%	11%	9%
Kiewit Middle	62%	31%	7%
North Middle	48%	25%	27%
Russell Middle	69%	6%	25%
Millard North	54%	36%	10%
Millard South	77%	13%	10%
Millard West	85%	8%	7%



## **STUDENT BEHAVIOR & DISCIPLINE**

The goal and intention of the District is to enable students to obtain an education within a safe environment, free of violence or the threat of violence, illegal drugs, alcohol, weapons, or any conduct which interferes or disrupts the educational process.

Each school year an emphasis is placed on consistent reporting. To help ensure data is reported consistently, monthly student discipline meetings are held with building principals and assistant principals. An alphabetical listing of “events” complete with detailed definitions was created in 2008 and is annually shared with each building administrator. This “event” listing is reviewed annually by the discipline committee and can also be found in the student information system (SIS). Each time a behavior is entered into the SIS, the list can be easily accessed electronically to ensure the correct “event(s)” are being entered into the system. The reported codes mirror those codes reported to the Nebraska Department of Education.

### **Student Code of Conduct**

The Standards for Student Conduct (Rule 5400.6) defines the disciplinary rules for the Millard School District. These rules are uniform across the District and are approved by the Board of Education each school year. The Standards for Student Conduct are published in the student handbook by each building and are reviewed with students annually. All students are required to acknowledge receipt and understanding of the Student Code of Conduct.

Table 12 - Elementary Behavior Events

Events	ABB	ACK	ALD	BLA	BRY	CAT	COD	COT	DIS	EZR	HAR	HIT	HOL	MON	MOR	NEI	NOR	REA	REE	ROC	ROH	SAN	UPC	WHE	WIL	Total
Physical Assault						3		1	3	1	1					1			3			1	1			15
Fighting		3		1	33	2		2	3						3	10			3	3	4	4		2	2	75
Pushing/Shoving/Physical Contact	20	22	1	45	71	22	63	65	53	49	8	1	17	89	25	40	135	1	11	11	5	27	20	24	54	879
Threats - Level One	2	2	4	9	20	3	6	7	8	3	4		7	9	4	6	11	6	5	6	4	4	10	10	5	155
Threats - Level Two		2		6	3	1			1			2	1				6	1	5			2		3		33
Threats - Level Three													1	2			2									5
Personal Injury to Employees, Volunteers, Students	12			6	8	2	2		15				7		4	1			4	7	4		3	1		76
Weapons - Other Dangerous						3																1				4
Possession Certain Prohibited Objects									2				1	1		2										6
Sexual Harassment	4	1	1	1		1			4					1										4		17
Harassment	1	4			17	1	3	6	5		3		4	3	1			3	5	1	2			4		63
Bullying		4			2	1	1	2	2	3			9	1		1		9	3	2		4				44
Drugs - Use/Under Influence of				1																						1
Tobacco/E-Cigarette - Possession or Use of													1									2	1			4
Public Indecency		1		1	3	3	1			1	1		7	5	1	3	1									28
Theft/Larceny	2	3		1	14	3	7	1		1	2	1	4	9	1	3	1			2				9	2	66
Insubordination/Defiance/Non-Compliance/Disrespect	6	41		5	519	44	336	113	162	142	13	13	288	111	5	142	310	56	62	14	15	33	99	49	14	2592
Disruptive Behavior	14	59	19	98	345	91	144	273	89	101	65	14	100	102	233	131	42	99	34	81	93	124	28	41	36	2456
Medications - Distribution of Non-Prescribed								1																		1
Repeated Offenses				3	2	6			3				7		2				4					4		31
Harm to Self - Actual or Potential					2	1		1				2		1												7
Bullying - Race, Color, Origin (Title VI)		1				1			3																	5
Bullying - Gender (Title IX)									1																	1
Harassment - Race, Color, Origin (Title VI)		1							2					3		2					2			2	1	13
Harassment - Gender (Title IX)					1																					1
Failure to Comply	23	11		19		6		1	34	4	3		80	5	53	1	6		3	60	39	1	5		3	357
Pornography													2			2										4
Bullying - Sexual Orientation													1													1
Harassment - Sexual Orientation									1							1										2
2022/23	84	155	25	196	1040	194	563	472	392	305	100	33	537	342	332	346	514	175	142	187	168	202	167	154	117	6942
2021/22	7	131	26	130	773	68	563	499	257	389	32	28	324	247	169	377	282	178	138	211	118	148	94	140	66	5395
2020/21	8	72	11	20	654	31	341	334	105	188	20	34	366	86	106	183	517	51	125	222	45	92	41	92	43	3787
2019/20	27	50	12	11	30	52	90	208	121	159	84	30	125	68	33	54	199	29	27	27	54	74	93	31	59	1747
2018/19	29	51	16	132	112	39	211	186	110	260	79	38	101	190	97	46	204	56	123	42	179	142	93	25	131	2692

Table 12A – Elementary Behavior Events

Events	ABB	ACK	ALD	BLA	BRY	CAT	COD	COT	DIS	EZR	HAR	HIT	HOL	MON	MOR	NEI	NOR	REA	REE	ROC	ROH	SAN	UPC	WHE	WIL	TOTAL
Physical Assault						3		1	3	1	1					1			3				1	1		15
Fighting		3		1	33	2		2	3						3	10			3	3	4	4		2	2	75
Pushing/Shoving/Physical Contact	20	22	1	45	71	22	63	65	53	49	8	1	17	89	25	40	135	1	11	11	5	27	20	24	54	879
Threats - Level One	2	2	4	9	20	3	6	7	8	3	4		7	9	4	6	11	6	5	6	4	4	10	10	5	155
Threats - Level Two		2		6	3	1			1			2	1				6	1	5			2		3		33
Threats - Level Three													1	2			2									5
Personal Injury to Employees, Volunteers, Students	12			6	8	2	2		15				7		4	1			4	7	4		3	1		76
Weapons - Other Dangerous						3																1				4
Possession Certain Prohibited Objects									2				1	1		2										6
Sexual Harassment	4	1	1	1		1			4					1										4		17
Harassment	1	4			17	1	3	6	5		3		4	3	1			3	5	1	2			4		63
Bullying		4			2	1	1	2	2	3			9	1		1		9	3	2		4				44
Drugs - Use/Under Influence of				1																						1
Tobacco/E-Cigarette - Possession or Use of													1									2	1			4
Public Indecency		1		1	3	3	1			1	1		7	5	1	3	1									28
Profanity and Obscenity*	4	11			3	9	16	8	15	1	3		31	13	5	3	6	3	26	3	3	6	3	6	3	181
Disparaging Language/Symbolism*	4	2		3	94	6	24	2	3	52	12		19	15	7	4		2	4	11	6	27	1	6	3	307
Damage to Property*		4		3	17		1		2	3	3		27	1	4	3			3	1	2	2		1	1	78
Theft/Larceny	2	3		1	14	3	7	1		1	2	1	4	9	1	3	1			2				9	2	66
False Alarm or Report*	1												1													2
Misuse of Technology*		2			5	4		3	3	4	2		7	24	6	4	6	1	3		1	4		6	3	88
Dishonesty*				2	6				3	1		2	6	21	4		1		1	3	1	4	1	1		57
Insubordination/Defiance/Non-Compliance/Disrespect	6	41		5	519	44	336	113	162	142	13	13	288	111	5	142	310	56	62	14	15	33	99	49	14	2592
Disruptive Behavior	14	59	19	98	345	91	144	273	89	101	65	14	100	102	233	131	42	99	34	81	93	124	28	41	36	2456
False Complaints*						1																				1
Nuisance Items*					1	2	1	1									2	1								8
Open Campus/Unauthorized Area Violation*																					1			2		3
Information Referral for Documentation*				7	1	1		1		1	2		1									1	6			21
Medications - Distribution of Non-Prescribed									1																	1
Threatening with an Object*													2				1							1		4
Weapons - Possession of Look-a-like*							2		1					1												4
Exposure to Bodily Fluids*		2				1			2	2	10		1	6					1	4				1		30
Cheating or Plagiarism*										1	1		3	1	2											8
Physical Contact Non-Injurious Behavior*	4	31	22	24	245	41	32	8	90	37	53	2	80	43	96	52	9	58	40	30	36	33	19	49	5	1139
Repeated Offenses				3	2	6			3				7		2				4					4		31
Harm to Self - Actual or Potential					2	1		1				2		1												7
Bullying - Race, Color, Origin (Title VI)		1				1			3																	5
Bullying - Gender (Title IX)									1																	1
Harassment - Race, Color, Origin (Title VI)		1							2					3		2					2			2	1	13
Harassment - Gender (Title IX)					1																					1
Failure to Comply	23	11		19		6		1	34	4	3		80	5	53	1	6		3	60	39	1	5		3	357
Pornography													2			2										4
Bullying - Sexual Orientation													1													1
Harassment - Sexual Orientation									1							1										2
2022/23	97	207	47	235	1412	259	639	495	511	407	186	37	715	467	456	412	539	240	220	239	218	278	192	231	133	8872
2021/22	7	131	26	130	773	68	563	499	257	389	32	28	324	247	169	377	282	178	138	211	118	148	94	140	66	5395
2020/21	8	72	11	20	654	31	341	334	105	188	20	34	366	86	106	183	517	51	125	222	45	92	41	92	43	3787
2019/20	27	50	12	11	30	52	90	208	121	159	84	30	125	68	33	54	199	29	27	27	54	74	93	31	59	1747
2018/19	29	51	16	132	112	39	211	186	110	260	79	38	101	190	97	46	204	56	123	42	179	142	93	25	131	2692

\* Not Previously Reported

**Table 13 - Secondary Behavior Events**

Events	AMS	BMS	CMS	KMS	NMS	RMS	SHS	NHS	WHS	HHS	HSA	PS	YAP	CSA	22-23 Total
Physical Assault			3	1		3	4	6	2	4					23
Fighting	26	2	66	16	23	7	53	22	18	20					253
Pushing/Shoving/Physical Contact	71	93	210	83	35	47	20	11	9	2			4		585
Threats - Level One	10	7	33	9	10	4	10			1		1	3		88
Threats - Level Two	3	5	9	1	13		8	5	2	3		1			50
Threats - Level Three	3			2	1		2			2					10
Personal Injury to Employees, Volunteers, Students	4	6	8	2		2	3	5		1					31
Weapons - Other Dangerous	1						1			1					3
Possession Certain Prohibited Objects	6	1	5	2		1	2	2	2	1					22
Sexual Harassment	1	7		7	8	2	2			1					28
Harassment	13	53	69	81	12	14	15	11	20	3			1		292
Bullying	6	6	1	2	30	5			1	2					53
Drugs - Possession of	1		5	1	3		15	32	11	4					72
Drugs - Use/Under Influence of	1	1	1				15	8	7	4					37
Drugs - Distribution of					2				1	3					6
Alcohol - Possession of			1	1			2	5	1						10
Alcohol - Use/Under the Influence			1				2	9	1						13
Tobacco/E-Cigarette - Possession or Use of	9	6	13		10	16	69	50	21	37			1	1	233
Public Indecency	1	1	2				2		2						8
Theft/Larceny	12	13	20	14	3	3	6	11	7	1					90
Arson or False Fire Alarm								1	1						2
Insubordination/Defiance/Non-Compliance/Disrespect	120	63	127	130	29	45	408	181	120	234			9	1	1467
Disruptive Behavior	195	409	181	318	184	210	208	173	133	40	1		22		2074
Medications - Possession of	2	1	2		2	1	1		1						10
Medications - Use of	1														1
Medications - Distribution of Non-Prescribed	1														1
Repeated Offenses	18	12	2	5		3		3	1	1					45
Harm to Self - Actual or Potential	1	2		1			1	2				1	1		9
Bullying - Race, Color, Origin (Title VI)					1										1
Harassment - Disability (Title II)		2					1								3
Harassment - Race, Color, Origin (Title VI)	2	15		2	13	1				1					34
Harassment - Gender (Title IX)					1	1	2								4
Failure to Comply	247	46	6	25	135	309	25	20	5	1					819
Weapons - Use and Possession of Dangerous							1	2							3
Pornography	1	6	1	1	3			1	1	2					16
Harassment - Sexual Orientation	1	3			2	1				1					8
Harassment - Gender Identity					1										1
<b>2022/23</b>	<b>757</b>	<b>760</b>	<b>766</b>	<b>704</b>	<b>521</b>	<b>675</b>	<b>878</b>	<b>560</b>	<b>367</b>	<b>370</b>	<b>1</b>	<b>3</b>	<b>41</b>	<b>2</b>	<b>6405</b>
2021/22	785	754	1,065	605	560	344	762	606	387	207	-	-	11	-	6086
2020/21	373	473	488	292	277	279	364	391	156	66	-	-	16	-	3175
2019/20	565	295	688	424	522	246	371	539	165	129	-	-	6	-	3950
2018/19	733	432	897	438	548	222	378	841	241	85	-	-	6	-	4821

\* Not Previously Reported

Table 13A - Secondary Behavior Events

Events	AMS	BMS	CMS	KMS	NMS	RMS	SHS	NHS	WHS	HHS	HSA	PS	YAP	CSA	22-23 Total
Physical Assault			3	1		3	4	6	2	4					23
Fighting	26	2	66	16	23	7	53	22	18	20					253
Pushing/Shoving/Physical Contact	71	93	210	83	35	47	20	11	9	2			4		585
Threats - Level One	10	7	33	9	10	4	10			1		1	3		88
Threats - Level Two	3	5	9	1	13		8	5	2	3		1			50
Threats - Level Three	3			2	1		2			2					10
Personal Injury to Employees, Volunteers, Students	4	6	8	2		2	3	5		1					31
Weapons - Other Dangerous	1						1			1					3
Possession Certain Prohibited Objects	6	1	5	2		1	2	2	2	1					22
Extortion*							5			1					6
Sexual Harassment	1	7		7	8	2	2			1					28
Harassment	13	53	69	81	12	14	15	11	20	3			1		292
Bullying	6	6	1	2	30	5			1	2					53
Drugs - Possession of	1		5	1	3		15	32	11	4					72
Drugs - Use/Under Influence of	1	1	1				15	8	7	4					37
Drugs - Distribution of					2				1	3					6
Alcohol - Possession of			1	1			2	5	1						10
Alcohol - Use/Under the Influence			1				2	9	1						13
Tobacco/E-Cigarette - Possession or Use of	9	6	13		10	16	69	50	21	37			1	1	233
Fireworks - Possession or Use of*				2											2
Public Indecency	1	1	2				2		2						8
Profanity and Obscenity*	46	24	53	48	7	6	73	27	11	13					308
Disparaging Language/Symbolism*	45	80	60	47	75	29	35	14	28	4					417
Damage to Property*	23	5	22	3	1	12	8		6	3			5		88
Theft/Larceny	12	13	20	14	3	3	6	11	7	1					90
Arson or False Fire Alarm								1	1						2
False Alarm or Report*	1			3		1	1								6
Misuse of Technology*	17	34	7	4	4	10	5	32	1	7			1		122
Truant - All Day*	2		1	1			59	34	17	3					117
Dishonesty*	12	13	2	11	5	3	29	13	7	4					99
Insubordination/Defiance/Non-Compliance/Disrespect	120	63	127	130	29	45	408	181	120	234			9	1	1467
Disruptive Behavior	195	409	181	318	184	210	208	173	133	40	1		22		2074
Unlawful Activity*									2	2					4
False Complaints*							1								1
Tardy to School*					3	3	1,105	20	135	1					1267
Failure to Report*	27	316	2	24	6	39	10	25	1	4					454
Nuisance Items*	1	2	3	1	2	2	10	9	2						32
Dress Code*	1	2					3	5	1	4					16
Open Campus/Unauthorized Area Violation*	7	41	8	11			223	36	9	41					376
Information Referral for Documentation*	2	6	51	1	3		16	20	3	9					111
Medications - Possession of	2	1	2		2	1	1		1						10
Medications - Use of	1														1
Medications - Distribution of Non-Prescribed	1														1
Truant from Class (absent from class for 50%+)*	11	4	138	13	2	3	921	676	160	45					1973
Threatening with an Object*	1	1								2					4
Exposure to Bodily Fluids*				6		1							1		8
Cheating or Plagiarism*	1	19		6	1	28	6	22	12	1					96
Hazing*	1														1
Physical Contact Non-Injurious Behavior*	44	26	40	18	27	11	2	13	2						183
Repeated Offenses	18	12	2	5		3		3	1	1					45
Harm to Self - Actual or Potential	1	2		1			1	2				1	1		9
Bullying - Race, Color, Origin (Title VI)					1										1
Harassment - Disability (Title II)		2					1								3
Harassment - Race, Color, Origin (Title VI)	2	15		2	13	1				1					34
Harassment - Gender (Title IX)					1	1	2								4
Failure to Comply	247	46	6	25	135	309	25	20	5	1					819
Weapons - Use and Possession of Dangerous							1	2							3
Pornography	1	6	1	1	3			1	1	2					16
Harassment - Sexual Orientation	1	3			2	1				1					8
Harassment - Gender Identity					1										1
Tardy*	8	11	3			4	891	271	63	31					1282
Tardy - Excessive*	26		35	3	4	3	79	85	10	25					270
2022/23	1033	1344	1191	906	661	830	4360	1862	837	570	1	3	48	2	13,648
2021/22	785	754	1,065	605	560	344	762	606	387	207	-	-	11	-	6086
2020/21	373	473	488	292	277	279	364	391	156	66	-	-	16	-	3175
2019/20	565	295	688	424	522	246	371	539	165	129	-	-	6	-	3950
2018/19	733	432	897	438	548	222	378	841	241	85	-	-	6	-	4821

\* Not Previously Reported

**Table 14 - Events Associated with Violence against Others**

The event categories that were disaggregated for violence indicators include: physical assault, fighting, threats-level one, threats-level two, threats-level three, bomb threat, physical injury, guns, and other weapons. “Firearms” refer to all types of guns including pellet, air-soft, paintball, stun guns and BB guns. This data is cyclical when compared to data gathered over the past five years. Acts of threats or violence directly impact school safety and must be addressed by District discipline procedures as well as safety programs. We strive to identify students who have violent tendencies so they are monitored and placed in appropriate educational programs as needed and required by law.

Event	2018/19	2019/20	2020/21	2021/22	2022/23
Physical Assault	143	51	43	54	38
Fighting	265	156	113	283	328
Threat Level 1	223	155	149	238	243
Threat Level 2	90	60	50	79	83
Threat Level 3	14	7	4	11	15
Bomb Threat	1	0	0	0	0
Personal Injury to Employees, Volunteers, Students	69	100	70	108	107
Firearms	0	0	2	0	0
Weapons - Other Dangerous	4	6	5	10	7
Possession Certain Prohibited Objects	27	31	26	35	28
Weapons - Use and Possession of Dangerous	1	3	0	1	3
<b>Totals</b>	837	569	462	819	852

**Table 15 - Events Associated with Drugs, Alcohol, and Medications**

The District’s drug detection dog, alco-sensors (breathalyzers/wands) as well as aerosol sprays designed to detect drug residue, continue to be used.

	2018/19	2019/20	2020/21	2021/22	2022/23
Drugs	80	73	71	98	116
Alcohol	37	31	10	22	23
Medications	16	15	8	13	13
<b>Totals</b>	133	119	89	133	152



Table 16 - Elementary Out of School Dispositions by Event

Event	Disposition	ABB	ACK	ALD	BLA	BRY	CAT	COD	COT	DIS	EZR	HAR	HIT	HOL	MON	MOR	NEI	NOR	REA	REE	ROC	ROH	SAN	UPC	WHE	WIL	Total
	Long-term Suspension 6-19 days									2																	2
Physical Assault	Short-term Suspension 5/less					3				1	1	1					1			1				1			9
Fighting	Short-term Suspension 5/less				1	5	2		1	2						3	6				1	2	3				26
Pushing/Shoving/Physical Contact	Short-term Suspension 5/less	1	4		1	7	5		4	5	3			1	6	2	1	1					2	6	1	1	51
Threats - Level One	Short-term Suspension 5/less				1	1				3						1	1			1		1	1	1			11
Threats - Level Two	Short-term Suspension 5/less				5	3	1						1					3	1	3			1				18
	Long-term Suspension 6-19 days													1				1									2
Threats - Level Three	Short-term Suspension 5/less														2			1									3
Personal Injury to Employees, Volunteers, Students	Short-term Suspension 5/less	1				3		1		7				2		2	1				2			3	1		23
Weapons - Other Dangerous	Short-term Suspension 5/less					3																					3
Possession Certain Prohibited Objects	Short-term Suspension 5/less									2					1		1										4
Sexual Harassment	Short-term Suspension 5/less	1	1							2																	4
Harassment	Short-term Suspension 5/less					3				5																	8
Bullying	Short-term Suspension 5/less		1			1				1				2													5
Tobacco/E-Cigarette - Possession or Use of	Short-term Suspension 5/less													1									1				2
Public Indecency	Short-term Suspension 5/less		1			1	2					1					1										6
Theft/Larceny	Short-term Suspension 5/less		2			1																					3
	Emergency Exclusion																							1			1
Insubordination/Defiance/Non-Compliance/Disrespect	Short-term Suspension 5/less					5	2	3	2	11	3			1	3		6	2	1	1			1	10	1		52
	Emergency Exclusion					2																					2
Disruptive Behavior	Short-term Suspension 5/less		1	4			1	4	1			1			1	5	4		13		1	1	3	3	2	3	48
Repeated Offenses	Short-term Suspension 5/less					1	2			3				1													7
Bullying - Race, Color, Origin (Title VI)	Short-term Suspension 5/less		1			1																					2
Bullying - Gender (Title IX)	Short-term Suspension 5/less									1																	1
Harassment - Race, Color, Origin (Title VI)	Short-term Suspension 5/less		1							2					2							2					7
Harassment - Gender (Title IX)	Short-term Suspension 5/less					1																					1
	Emergency Exclusion																							1			1
Failure to Comply	Short-term Suspension 5/less									1	1					3											5
Harassment - Sexual Orientation	Short-term Suspension 5/less									1							1										2
<b>Total</b>		<b>3</b>	<b>12</b>	<b>4</b>	<b>8</b>	<b>31</b>	<b>25</b>	<b>8</b>	<b>8</b>	<b>49</b>	<b>8</b>	<b>3</b>	<b>1</b>	<b>9</b>	<b>15</b>	<b>16</b>	<b>23</b>	<b>8</b>	<b>15</b>	<b>6</b>	<b>4</b>	<b>6</b>	<b>12</b>	<b>26</b>	<b>5</b>	<b>4</b>	<b>309</b>
	Emergency Exclusion					2																		2			4
	Long-term Suspension 6-19 days									2				1				1									4
	Short-term Suspension 5/less	3	12	4	8	31	23	8	8	47	8	3	1	8	15	16	23	7	15	6	4	6	12	24	5	4	301

**Table 16A - Elementary Out of School Dispositions by Event**

Event	Disposition	ABB	ACK	ALD	BLA	BRY	CAT	COD	COT	DIS	EZR	HAR	HIT	HOL	MON	MOR	NEI	NOR	REA	REE	ROC	ROH	SAN	UPC	WHE	WIL	TOTAL
Physical Assault	Long-term Suspension 6-19 days									2																	2
	Short-term Suspension 5/less						3			1	1	1					1			1				1			9
Fighting	Short-term Suspension 5/less				1	5	2		1	2						3	6				1	2	3				26
Pushing/Shoving/Physical Contact	Short-term Suspension 5/less	1	4		1	7	5		4	5	3			1	6	2	1	1					2	6	1	1	51
Threats - Level One	Short-term Suspension 5/less				1	1				3						1	1			1		1	1	1			11
Threats - Level Two	Short-term Suspension 5/less				5	3	1						1					3	1	3			1				18
Threats - Level Three	Long-term Suspension 6-19 days													1				1									2
	Short-term Suspension 5/less														2			1									3
Personal Injury to Employees, Volunteers, Students	Short-term Suspension 5/less	1				3		1		7				2		2	1				2			3	1		23
Weapons - Other Dangerous	Short-term Suspension 5/less						3																				3
Possession Certain Prohibited Objects	Short-term Suspension 5/less									2					1		1										4
Sexual Harassment	Short-term Suspension 5/less	1	1							2																	4
Harassment	Short-term Suspension 5/less					3				5																	8
Bullying	Short-term Suspension 5/less		1				1			1				2													5
Tobacco/E-Cigarette - Possession or Use of	Short-term Suspension 5/less													1									1				2
Public Indecency	Short-term Suspension 5/less		1			1	2					1					1										6
Profanity and Obscenity*	Short-term Suspension 5/less		1				1			2																	4
Disparaging Language/Symbolism*	Short-term Suspension 5/less					2					1	1					1			1			1				7
Damage to Property*	Short-term Suspension 5/less					4								6													10
Theft/Larceny	Short-term Suspension 5/less		2			1																					3
Misuse of Technology*	Short-term Suspension 5/less						1												1								2
Dishonesty*	Short-term Suspension 5/less													1								1					2
Insubordination/Defiance/Non-Compliance/Disrespect	Emergency Exclusion																							1			1
	Short-term Suspension 5/less					5	2	3	2	11	3			1	3		6	2	1	1			1	10	1		52
Disruptive Behavior	Emergency Exclusion						2																				2
	Short-term Suspension 5/less		1	4			1	4	1			1			1	5	4		13		1	1	3	3	2	3	48
Weapons - Possession of Look-a-like*	Long-term Suspension 6-19 days									1																	1
Physical Contact Non-Injurious Behavior*	Emergency Exclusion						1																				1
	Short-term Suspension 5/less		1	8		11	4	1		17	5	1			3	6	5					3	1	2			68
Repeated Offenses	Short-term Suspension 5/less					1	2			3				1													7
Bullying - Race, Color, Origin (Title VI)	Short-term Suspension 5/less		1				1																				2
Bullying - Gender (Title IX)	Short-term Suspension 5/less									1																	1
Harassment - Race, Color, Origin (Title VI)	Short-term Suspension 5/less		1							2					2							2					7
Harassment - Gender (Title IX)	Short-term Suspension 5/less					1																					1
Failure to Comply	Emergency Exclusion										1	1												1			1
	Short-term Suspension 5/less															3											5
Harassment - Sexual Orientation	Short-term Suspension 5/less									1							1										2
	Long-term Suspension 6-19 days									3								1									5
Total	Emergency Exclusion						3																2				5
	Long-term Suspension 6-19 days									3				1				1									5
Total	Short-term Suspension 5/less	3	14	12	8	48	32	9	8	69	14	5	1	15	19	22	29	8	15	8	4	10	14	28	5	4	404
	Long-term Suspension 6-19 days																										

**Table 17 - Secondary Out of School Dispositions**

Event	Disposition	AMS	BMS	CMS	KMS	NMS	RMS	SHS	NHS	WHS	HHS	PS	YAP	CSA	Total
Physical Assault	Expulsion w/ Services								1		1				2
	Expulsion w/o Services								1						1
	Long-term Suspension 6-19 days			3	1		2	4	4	2	3				19
	Short-term Suspension 5/less						1								1
Fighting	Expulsion w/ Services							2	2						4
	Expulsion w/o Services							1							1
	Long-term Suspension 6-19 days							10	2	4	3				19
	Short-term Suspension 5/less	26	2	62	16	23	7	39	18	14	17				224
Pushing/Shoving/Physical Contact	Short-term Suspension 5/less	23	10	114	9	10	24	10	5	1	2		4		212
Threats - Level One	Emergency Exclusion						1	1							2
	Long-term Suspension 6-19 days			1											1
	Short-term Suspension 5/less	6		5	5	2	1	7			1	1	3		31
Threats - Level Two	Emergency Exclusion							1				1			2
	Expulsion w/ Services							1							1
	Long-term Suspension 6-19 days	1		2				2			2				7
	Short-term Suspension 5/less	2	5	6	1	13		4	5		1				37
Threats - Level Three	Expulsion w/ Services	1				1		1			2				5
	Long-term Suspension 6-19 days	2			2			1							5
Personal Injury to Employees, Volunteers, Students	Emergency Exclusion							1							1
	Expulsion w/ Services				1			1			1				3
	Long-term Suspension 6-19 days			1											1
	Short-term Suspension 5/less	1	3	5	1		2	1	1						14
Weapons - Other Dangerous	Expulsion w/ Services							1							1
	Expulsion w/o Services	1													1
	Long-term Suspension 6-19 days										1				1
Possession Certain Prohibited Objects	Expulsion w/ Services									1					1
	Short-term Suspension 5/less	5	1	3	1		1	1	2	1	1				16
Sexual Harassment	Long-term Suspension 6-19 days	1													1
	Short-term Suspension 5/less		5		2	8	1	2			1				19
Harassment	Expulsion w/ Services				1										1
	Long-term Suspension 6-19 days				3										3
	Short-term Suspension 5/less	4	4	11	6	5	6	3		8	2				49
Bullying	Short-term Suspension 5/less	2		1		7				1	2				13
Drugs - Possession of	Expulsion w/ Services					2		2	5	3	1				13
	Expulsion w/o Services								1						1
	Long-term Suspension 6-19 days	1		3	1	1		13	26	7	3				55
	Short-term Suspension 5/less			2						1					3
Drugs - Use/Under Influence of	Expulsion w/ Services							5		2	1				8
	Expulsion w/o Services										1				1
	Long-term Suspension 6-19 days	1	1	1				10	8	5	2				28
Drugs - Distribution of	Expulsion w/ Services					2				1	3				6
Alcohol - Possession of	Expulsion w/ Services								1	1					2
	Long-term Suspension 6-19 days			1	1			2	4						8
Alcohol - Use/Under the Influence	Expulsion w/ Services			1					1						2
	Long-term Suspension 6-19 days							2	7	1					10
Tobacco/E-Cigarette - Possession or Use of	Expulsion w/ Services										1				1
	Long-term Suspension 6-19 days		1			1		3			4				9
	Short-term Suspension 5/less	9	5	13		8	16	66	50	21	32		1	1	222
Public Indecency	Long-term Suspension 6-19 days							1							1
	Short-term Suspension 5/less	1	1	1				1		2					6
Theft/Larceny	Long-term Suspension 6-19 days									1					1
	Short-term Suspension 5/less	6	2	1		2		2	11	2					26
Arson or False Fire Alarm	Expulsion w/ Services								1	1					2
Insubordination/Defiance/Non-Compliance/Disrespect	Emergency Exclusion							1	1	1					3
	Expulsion w/ Services			1				1							2
	Long-term Suspension 6-19 days	2		1	2			5	1	2	2			1	16
	Short-term Suspension 5/less	29	4	34	7	4	5	34	9	8	8		1		143

Disruptive Behavior	Emergency Exclusion								1						1
	Expulsion w/ Services							2	1		1				4
	Expulsion w/o Services	1							1						2
	Long-term Suspension 6-19 days	1		1				1	7						10
	Short-term Suspension 5/less	11	10	38	14	22	37	29	28	16	9		5		219
Medications - Possession of	Long-term Suspension 6-19 days		1												1
	Short-term Suspension 5/less	2		2		2	1			1					8
Medications - Use of	Short-term Suspension 5/less	1													1
Medications - Distribution of Non-Prescribed	Short-term Suspension 5/less	1													1
Repeated Offenses	Long-term Suspension 6-19 days	1	1							1					3
	Short-term Suspension 5/less	7									1				8
Harm to Self - Actual or Potential	Emergency Exclusion	1			1			1				1	1		5
	Short-term Suspension 5/less		1						1						2
Bullying - Race, Color, Origin (Title VI)	Short-term Suspension 5/less					1									1
Harassment - Disability (Title II)	Short-term Suspension 5/less		1					1							2
Harassment - Race, Color, Origin (Title VI)	Short-term Suspension 5/less	2	9			13	1								25
Harassment - Gender (Title IX)	Short-term Suspension 5/less					1	1								2
Failure to Comply	Short-term Suspension 5/less	24	1	3		2	1	1	5						37
Weapons - Use and Possession of Dangerous	Expulsion w/ Services							1	2						3
Pornography	Expulsion w/ Services										1				1
	Long-term Suspension 6-19 days		1												1
	Short-term Suspension 5/less	1	5	1	1	3			1	1					13
Harassment - Sexual Orientation	Short-term Suspension 5/less					2									2
Total		177	74	318	76	135	108	278	214	110	110	3	15	2	1620
	Emergency Exclusion	1			1		1	5	2	1		2	1		14
	Expulsion w/ Services	1		2	2	5		17	14	9	12				62
	Expulsion w/o Services	2						1	3		1				7
	Long-term Suspension 6-19 days	10	5	14	10	2	2	54	59	23	20			1	200
	Short-term Suspension 5/less	163	69	302	63	128	105	201	136	77	77	1	14	1	1337

**Table 17A - Secondary Out of School Dispositions**

Events	Disposition	AMS	BMS	CMS	KMS	NMS	RMS	SHS	NHS	WHS	HHS	PS	YAP	CSA	Total
Physical Assault	Expulsion w/ Services								1		1				2
	Expulsion w/o Services								1						1
	Long-term Suspension 6-19 days			3	1		2	4	4	2	3				19
	Short-term Suspension 5/less						1								1
Fighting	Expulsion w/ Services							2	2						4
	Expulsion w/o Services							1							1
	Long-term Suspension 6-19 days							10	2	4	3				19
	Short-term Suspension 5/less	26	2	62	16	23	7	39	18	14	17				224
Pushing/Shoving/Physical Contact	Short-term Suspension 5/less	23	10	114	9	10	24	10	5	1	2		4		212
Threats - Level One	Emergency Exclusion						1	1							2
	Long-term Suspension 6-19 days			1											1
	Short-term Suspension 5/less	6		5	5	2	1	7			1	1	3		31
Threats - Level Two	Emergency Exclusion							1				1			2
	Expulsion w/ Services							1							1
	Long-term Suspension 6-19 days	1		2				2			2				7
	Short-term Suspension 5/less	2	5	6	1	13		4	5		1				37
Threats - Level Three	Expulsion w/ Services	1				1		1			2				5
	Long-term Suspension 6-19 days	2			2			1							5
Personal Injury to Employees, Volunteers, Students	Emergency Exclusion							1							1
	Expulsion w/ Services				1			1			1				3
	Long-term Suspension 6-19 days			1											1
	Short-term Suspension 5/less	1	3	5	1		2	1	1						14
Weapons - Other Dangerous	Expulsion w/ Services							1							1
	Expulsion w/o Services	1													1
	Long-term Suspension 6-19 days										1				1
Possession Certain Prohibited Objects	Expulsion w/ Services									1					1
	Short-term Suspension 5/less	5	1	3	1		1	1	2	1	1				16
Extortion*	Expulsion w/ Services							4							4
	Long-term Suspension 6-19 days							1			1				2
Sexual Harassment	Long-term Suspension 6-19 days	1													1
	Short-term Suspension 5/less		5		2	8	1	2			1				19
Harassment	Expulsion w/ Services				1										1
	Long-term Suspension 6-19 days				3										3
	Short-term Suspension 5/less	4	4	11	6	5	6	3		8	2				49
Bullying	Short-term Suspension 5/less	2		1		7				1	2				13
Drugs - Possession of	Expulsion w/ Services					2		2	5	3	1				13
	Expulsion w/o Services								1						1
	Long-term Suspension 6-19 days	1		3	1	1		13	26	7	3				55
	Short-term Suspension 5/less			2						1					3
Drugs - Use/Under Influence of	Expulsion w/ Services							5		2	1				8
	Expulsion w/o Services										1				1
	Long-term Suspension 6-19 days	1	1	1				10	8	5	2				28
Drugs - Distribution of	Expulsion w/ Services					2				1	3				6
Alcohol - Possession of	Expulsion w/ Services								1	1					2
	Long-term Suspension 6-19 days			1	1			2	4						8
Alcohol - Use/Under the Influence	Expulsion w/ Services			1					1						2
	Long-term Suspension 6-19 days							2	7	1					10
Tobacco/E-Cigarette - Possession or Use of	Expulsion w/ Services										1				1
	Long-term Suspension 6-19 days		1			1		3			4				9
	Short-term Suspension 5/less	9	5	13		8	16	66	50	21	32		1	1	222
Fireworks - Possession or Use of*	Short-term Suspension 5/less				1										1
Public Indecency	Long-term Suspension 6-19 days							1							1
	Short-term Suspension 5/less	1	1	1				1		2					6
Profanity and Obscenity*	Emergency Exclusion									1					1
	Expulsion w/ Services										1				1
	Expulsion w/o Services							1							1
	Long-term Suspension 6-19 days							2							2
	Short-term Suspension 5/less	9		8	4	2		34	5	7	3				72
Disparaging Language/Symbolism*	Emergency Exclusion									3					3
	Long-term Suspension 6-19 days		1	1			1	3							6
	Short-term Suspension 5/less	16	5	26	7	34	5	12	4	4	3				116
Damage to Property*	Expulsion w/ Services										1				1
	Long-term Suspension 6-19 days			1											1
	Short-term Suspension 5/less	11		3	1		5	2		4	1		3		30
Theft/Larceny	Long-term Suspension 6-19 days									1					1
	Short-term Suspension 5/less	6	2	1		2		2	11	2					26
Arson or False Fire Alarm	Expulsion w/ Services								1	1					2
False Alarm or Report*	Short-term Suspension 5/less				2										2
Misuse of Technology*	Short-term Suspension 5/less	4	1	1				1	1	1	1				10
Truant - All Day*	Long-term Suspension 6-19 days								2						2
	Short-term Suspension 5/less							4	1						5
Dishonesty*	Short-term Suspension 5/less	2	1					2	3						8

Insubordination/Defiance/Non-Compliance/Disrespect	Emergency Exclusion							1	1	1					3
	Expulsion w/ Services			1				1							2
	Long-term Suspension 6-19 days	2		1	2			5	1	2	2			1	16
	Short-term Suspension 5/less	29	4	34	7	4	5	34	9	8	8		1		143
Disruptive Behavior	Emergency Exclusion								1						1
	Expulsion w/ Services							2	1		1				4
	Expulsion w/o Services	1							1						2
	Long-term Suspension 6-19 days	1		1				1	7						10
	Short-term Suspension 5/less	11	10	38	14	22	37	29	28	16	9		5		219
Unlawful Activity*	Short-term Suspension 5/less									1	2				3
Failure to Report*	Short-term Suspension 5/less							6							6
Dress Code*	Short-term Suspension 5/less								2						2
Open Campus/Unauthorized Area Violation*	Expulsion w/ Services	1							1						2
	Long-term Suspension 6-19 days							6							6
	Short-term Suspension 5/less	1			1			31	1		1				35
	Emergency Exclusion							1							1
Medications - Possession of	Long-term Suspension 6-19 days			1											1
	Short-term Suspension 5/less	2		2		2	1			1					8
Medications - Use of	Short-term Suspension 5/less	1													1
Medications - Distribution of Non-Prescribed	Short-term Suspension 5/less	1													1
Truant from Class (absent from class for 50%+)*	Long-term Suspension 6-19 days							1	1						2
	Mandatory Reassignment							1							1
	Short-term Suspension 5/less	2		9				12	15		1				39
Threatening with an Object*	Short-term Suspension 5/less	1									2				3
Exposure to Bodily Fluids*	Emergency Exclusion				1										1
	Long-term Suspension 6-19 days				1										1
	Short-term Suspension 5/less				1		1								2
Physical Contact Non-Injurious Behavior*	Emergency Exclusion					1									1
	Long-term Suspension 6-19 days								1						1
	Short-term Suspension 5/less	9	3	12	2	10	10	1	5	1					53
Repeated Offenses	Long-term Suspension 6-19 days	1	1							1					3
	Short-term Suspension 5/less	7									1				8
Harm to Self - Actual or Potential	Emergency Exclusion	1			1			1				1	1		5
	Short-term Suspension 5/less		1						1						2
Bullying - Race, Color, Origin (Title VI)	Short-term Suspension 5/less					1									1
Harassment - Disability (Title II)	Short-term Suspension 5/less			1				1							2
Harassment - Race, Color, Origin (Title VI)	Short-term Suspension 5/less	2	9			13	1								25
Harassment - Gender (Title IX)	Short-term Suspension 5/less					1	1								2
Failure to Comply	Short-term Suspension 5/less	24	1	3		2	1	1	5						37
Weapons - Use and Possession of Dangerous	Expulsion w/ Services							1	2						3
	Expulsion w/ Services										1				1
Pornography	Long-term Suspension 6-19 days		1												1
	Short-term Suspension 5/less	1	5	1	1	3			1	1					13
Harassment - Sexual Orientation	Short-term Suspension 5/less					2									2
Tardy*	Mandatory Reassignment							2							2
Tardy - Excessive*	Short-term Suspension 5/less						1								1
<b>Total</b>		<b>233</b>	<b>85</b>	<b>379</b>	<b>97</b>	<b>182</b>	<b>131</b>	<b>405</b>	<b>256</b>	<b>132</b>	<b>127</b>	<b>3</b>	<b>18</b>	<b>2</b>	<b>2,050</b>
	Emergency Exclusion	1			2	1	1	6	2	5		2	1		21
	Expulsion w/ Services	2		2	2	5		21	15	9	14				70
	Expulsion w/o Services	2						2	3		1				8
	Long-term Suspension 6-19 days	10	6	16	11	2	3	67	63	23	21			1	223
	Mandatory Reassignment							3							3
	Short-term Suspension 5/less	218	79	361	82	174	127	306	173	95	91	1	17	1	1,725



**Out of School Disciplinary Dispositions****Table 18 - Elementary Out of School Dispositions**

Dispositions	2018/19	2019/20	2020/21	2021/22	2022/23
Expulsion	0	0	0	1	0
Mandatory Reassignment	0	0	0	0	0
Long-Term Suspension	0	1	0	1	5
Short-Term Suspension	167	154	161	308	394
Emergency Exclusion	3	16	2	4	5
<b>Totals</b>	170	171	163	314	404

**Table 19 - Middle School Out of School Dispositions**

Dispositions	2018/19	2019/20	2020/21	2021/22	2022/23
Expulsion	3	14	2	14	13
Mandatory Reassignment	1	0	0	1	0
Long-Term Suspension	36	31	35	65	48
Short-Term Suspension	573	427	472	925	1041
Emergency Exclusion	4	4	2	6	5
<b>Totals</b>	617	476	511	1,011	1107

**Table 20 - High School Out of School Dispositions**

Dispositions	2018/19	2019/20	2020/21	2021/22	2022/23
Expulsion	48	51	33	63	65
Mandatory Reassignment	0	0	0	2	3
Long-Term Suspension	112	112	105	126	175
Short-Term Suspension	469	399	383	580	684
Emergency Exclusion	5	9	5	7	16
<b>Totals</b>	634	571	526	778	943

**Table 21 - District Out of School Disciplinary Dispositions**

Dispositions	2018/19	2019/20	2020/21	2021/22	2022/23
Expulsion	51	65	35	78	78
Mandatory Reassignment	1	0	0	3	3
Long-Term Suspension	148	144	140	192	228
Short-Term Suspension	1209	980	1016	1813	2119
Emergency Exclusion	12	29	9	17	26
<b>Totals</b>	1421	1218	1200	2103	2454

<b>Table 22 - Total Out of School Dispositions by Grade</b>															
<b>Dispositions</b>	<b>PK</b>	<b>K</b>	<b>1</b>	<b>2</b>	<b>3</b>	<b>4</b>	<b>5</b>	<b>6</b>	<b>7</b>	<b>8</b>	<b>9</b>	<b>10</b>	<b>11</b>	<b>12</b>	<b>Total</b>
Expulsion								2	4	7	17	13	23	12	78
Mandatory Reassignment											2	1			3
Long-Term Suspension						3	2	4	23	21	62	38	45	30	228
Short-Term Suspension	6	44	48	32	53	78	133	291	382	368	254	162	164	104	2119
Emergency Exclusion			1		2		2	3	1	1	9	2	2	3	26
<b>2022/23</b>	<b>6</b>	<b>44</b>	<b>49</b>	<b>32</b>	<b>55</b>	<b>81</b>	<b>137</b>	<b>300</b>	<b>410</b>	<b>397</b>	<b>344</b>	<b>216</b>	<b>234</b>	<b>149</b>	<b>2454</b>
<b>2021/22</b>	0	48	36	48	50	64	66	280	359	372	235	288	145	110	2103
<b>2020/21</b>	3	17	30	23	32	25	33	194	120	198	173	161	136	55	1200
<b>2019/20</b>	4	48	32	7	8	26	46	91	130	260	144	188	125	109	1218
<b>2018/19</b>	0	33	31	16	35	25	30	145	233	239	219	174	144	97	1421

**Table 23 - Repeat Offenses**

In 2022/23 there were 4,328 students with one to four discipline events. When repeat events were disaggregated, it was found that 781 students had between 5-9 events. There were 255 students with 10-14 events, 128 students with 15-19 events, 64 students with 20-24 events, 34 students with 25-29 events, 15 students with 30-34 events, 11 students with 35-39 events, 14 students with 40-44 events, and 15 students with more than 45 events. Buildings work with students using both MTSS, Tier 1, Tier 2, and in some cases Tier 3 behavior strategies for students who have had 5 or more behavior events.

School	1-4	5-9	10-14	15-19	20-24	25-29	30-34	35-39	40-44	45+
Abbott Elementary	33	1	1	1	0	0	0	0	0	0
Ackerman Elementary	39	2	0	2	1	1	0	0	0	0
Aldrich Elementary	11	0	1	0	0	0	0	0	0	0
Black Elk Elementary	77	7	1	0	0	1	0	0	0	0
Bryan Elementary	72	20	10	6	5	3	0	0	2	3
Cather Elementary	37	3	2	1	1	0	0	0	0	1
Cody Elementary	58	14	6	3	3	2	0	2	0	1
Cottonwood Elementary	34	10	4	1	6	1	0	0	1	1
Disney Elementary	46	10	6	4	1	2	0	1	0	0
Ezra Millard Elementary	53	10	3	2	1	1	0	0	0	1
Harvey Oaks Elementary	29	5	1	1	0	0	0	0	0	0
Hitchcock Elementary	10	1	1	0	0	0	0	0	0	0
Holling Heights Elementary	75	13	5	2	0	2	1	2	2	0
Montclair Elementary	89	14	0	0	0	1	1	1	0	0
Morton Elementary	60	13	7	1	0	0	0	0	0	1
Neihardt Elementary	57	16	3	1	1	0	0	1	1	0
Norris Elementary	52	7	6	1	2	1	2	0	0	3
Reagan Elementary	60	6	0	0	1	0	0	0	1	0
Reeder Elementary	39	2	4	0	1	0	0	0	0	0
Rockwell Elementary	42	8	3	2	0	0	0	0	0	0
Rohwer Elementary	32	10	1	1	0	0	1	0	0	0
Sandoz Elementary	51	10	3	1	0	0	0	0	0	0
Upchurch Elementary	30	5	2	1	1	1	0	0	0	0
Wheeler Elementary	60	3	0	0	0	0	0	1	0	0
Willowdale Elementary	37	3	1	2	0	0	0	0	0	0
Andersen Middle School	165	29	13	7	0	2	0	0	0	0
Beadle Middle School	259	39	5	2	0	0	0	0	0	0
Kiewit Middle School	170	35	6	5	2	1	0	0	0	0
Millard Central Middle School	206	28	11	7	0	1	0	0	0	0
Millard North Middle School	160	24	3	2	1	0	0	0	0	0
Russell Middle School	136	30	12	4	1	1	0	0	0	0
Millard North High School	265	26	5	1	0	1	0	0	0	0
Millard South High School	323	29	11	3	2	1	0	0	0	0
Millard West High School	192	11	2	1	1	0	0	0	0	0
Keith Lutz Horizon High School	85	13	3	5	1	0	0	0	0	1
Contract Service Agency	2	0	0	0	0	0	0	0	0	0
Health Sciences Academy	1	0	0	0	0	0	0	0	0	0
Project Search	2	0	0	0	0	0	0	0	0	0
Young Adult Program	9	1	1	0	0	0	0	0	0	0
<b>2022/23</b>	<b>3158</b>	<b>458</b>	<b>143</b>	<b>70</b>	<b>32</b>	<b>23</b>	<b>5</b>	<b>8</b>	<b>7</b>	<b>12</b>
<b>2021/22</b>	2885	356	122	54	24	21	11	2	3	7
<b>2020/21</b>	2036	197	59	33	11	6	10	4	4	4
<b>2019/20</b>	1834	218	42	28	8	6	1	2	0	0
<b>2018/19</b>	2251	263	72	37	18	10	5	2	2	3

**Table 23A - Repeat Offenses**

In 2022/23 there were 4,328 students with one to four discipline events. When repeat events were disaggregated, it was found that 781 students had between 5-9 events. There were 255 students with 10-14 events, 128 students with 15-19 events, 64 students with 20-24 events, 34 students with 25-29 events, 15 students with 30-34 events, 11 students with 35-39 events, 14 students with 40-44 events, and 15 students with more than 45 events. Buildings work with students using both MTSS, Tier 1, Tier 2, and in some cases Tier 3 behavior strategies for students who have had 5 or more behavior events.

School	1-4	5-9	10-14	15-19	20-24	25-29	30-34	35-39	40-44	45+
Abbott Elementary	38	0	2	1	0	0	0	0	0	0
Ackerman Elementary	45	7	0	1	2	1	0	0	0	0
Aldrich Elementary	21	0	0	0	1	0	0	0	0	0
Black Elk Elementary	79	10	2	0	0	0	1	0	0	0
Bryan Elementary	79	24	11	7	7	3	2	1	1	5
Cather Elementary	48	7	4	1	1	0	0	0	0	1
Cody Elementary	64	17	6	3	3	3	0	2	0	1
Cottonwood Elementary	40	11	4	1	6	1	0	0	1	1
Disney Elementary	58	9	5	7	3	1	0	1	1	0
Ezra Millard Elementary	68	8	3	3	3	0	1	0	0	1
Harvey Oaks Elementary	52	6	0	2	0	1	0	0	0	0
Hitchcock Elementary	10	2	1	0	0	0	0	0	0	0
Holling Heights Elementary	96	16	7	3	0	2	1	1	4	0
Montclair Elementary	108	23	3	0	0	0	1	1	1	0
Morton Elementary	71	13	11	1	1	0	0	0	0	1
Neihardt Elementary	66	13	5	3	1	0	0	0	2	0
Norris Elementary	56	9	7	1	1	2	2	0	0	3
Reagan Elementary	70	6	1	1	1	0	0	0	1	0
Reeder Elementary	67	6	3	1	0	0	1	0	0	0
Rockwell Elementary	51	9	2	4	0	0	0	0	0	0
Rohwer Elementary	48	9	1	3	0	0	0	1	0	0
Sandoz Elementary	65	12	2	2	0	1	0	0	0	0
Upchurch Elementary	34	4	2	2	1	1	0	0	0	0
Wheeler Elementary	80	7	1	0	0	0	0	0	1	0
Willowdale Elementary	44	3	1	2	0	0	0	0	0	0
Andersen Middle School	188	35	12	10	5	0	1	0	1	0
Beadle Middle School	298	64	23	7	1	0	0	0	0	0
Kiewit Middle School	182	40	8	7	3	2	0	0	0	0
Millard Central Middle School	226	39	16	6	5	4	1	1	0	0
Millard North Middle School	175	35	6	2	1	0	0	0	0	0
Russell Middle School	160	33	10	5	4	1	1	0	0	0
Millard North High School	426	85	28	8	1	3	1	0	0	0
Millard South High School	756	179	56	29	9	6	2	3	1	1
Millard West High School	359	23	6	1	1	1	0	0	0	0
Keith Lutz Horizon High School	85	16	5	4	3	1	0	0	0	1
Contract Service Agency	2	0	0	0	0	0	0	0	0	0
Health Sciences Academy	1	0	0	0	0	0	0	0	0	0
Project Search	2	0	0	0	0	0	0	0	0	0
Young Adult Program	10	1	1	0	0	0	0	0	0	0
<b>2022/23</b>	<b>4328</b>	<b>781</b>	<b>255</b>	<b>128</b>	<b>64</b>	<b>34</b>	<b>15</b>	<b>11</b>	<b>14</b>	<b>15</b>
<b>2021/22</b>	2885	356	122	54	24	21	11	2	3	7
<b>2020/21</b>	2036	197	59	33	11	6	10	4	4	4
<b>2019/20</b>	1834	218	42	28	8	6	1	2	0	0
<b>2018/19</b>	2251	263	72	37	18	10	5	2	2	3

**Table 24 - Ombudsman Discipline Enrollment**

The alternative program known as Ombudsman was implemented during the spring of 2010 for students who had been long-term suspended for ten (10) days or longer and for those students who were expelled from school. The program allows students to continue to progress towards graduation while serving the consequence for their choices. The student's counselor, social worker and administrator maintain contact and provide guidance for their assigned students.

<b>Dispositions</b>	<b>2018/19</b>	<b>2019/20</b>	<b>2020/21</b>	<b>2021/22</b>	<b>2022/23</b>
Long-Term Suspension Students who attended Ombudsman	99	96	78	120	<b>129</b>
Expulsion Students who attended Ombudsman	41	54	27	61	<b>54</b>
Special Circumstance Placements, SPED Placements, Restart Students who attended Ombudsman	19	14	36	34	<b>29</b>
Emergency Exclusion Students who attended Ombudsman	0	1	0	0	<b>0</b>

**Table 25 - Breathalyzer Utilization by School**

The use of breath testing devices is regulated by Policy 5490 and related Rule 5490.1. The breath testing device is used to measure alcohol levels in students at the high school and middle school levels. Rule 5490.1 provides that the Board of Education be given annual reports of the utilization of the breath testing devices. These numbers do not include the use of the Alco-Wands.

<b>Summary</b>	<b>AMS</b>	<b>BMS</b>	<b>CMS</b>	<b>KMS</b>	<b>NMS</b>	<b>RMS</b>	<b>MN</b>	<b>MS</b>	<b>MW</b>	<b>HHS</b>	<b>Total</b>
Administered	0	4	2	0	0	0	17	5	5	0	<b>33</b>
Positives	0	0	2	0	0	0	12	5	3	0	<b>22</b>

<b>District Totals by School Year</b>	<b>2018/19</b>	<b>2019/20</b>	<b>2020/21</b>	<b>2021/22</b>	<b>2022/23</b>
Administered	28	16	14	34	<b>33</b>
Positives	11	6	4	12	<b>22</b>

**Table 26 - Discipline Hearings**

<b>Hearings</b>	<b>2018/19</b>	<b>2019/20</b>	<b>2020/21</b>	<b>2021/22</b>	<b>2022/23</b>
Requested	8	4	6	8	<b>5</b>
Conducted	6	2	4	5	<b>4</b>
Upheld	4	2	4	4	<b>4</b>

## STUDENT HEALTH & WELLNESS SERVICES

The District deploys Nurses, Certified Nursing Assistants, and Health Paraprofessionals to assist students in their general health needs while at school. The needs of students vary widely and the health rooms remain very busy places. Additionally, the District partners with local mental health and wellness organizations to assist with providing families the wellness services they may need.

**Table 27- Number of Students with Special Health Related Issues**

Condition	Elementary	Middle School	High School	Total
Allergies	631	936	557	2,124
Asthma	279	426	224	929
Blood Disorders	10	16	11	37
Cancer	4	8	6	18
Cardiac	42	43	25	110
Dermatology	32	20	22	74
Diabetes	18	35	14	67
Endocrine	13	13	8	34
Gastro Intestinal	154	157	85	396
Headache/Migraine	33	104	48	185
Hearing	30	32	13	75
Muscular	25	21	7	53
Orthopedic	24	59	24	107
Vision	50	34	24	108
Other	256	242	134	632
Pregnancy	0	0	0	0
Psychological	511	916	441	1,868

**Table 28- Number of Health Screenings Performed by Health Care Staff**

The majority of screenings performed in the MPS Health Rooms are in Kindergarten, Grades 1, 2, 3, 4, 7, and 10, as well as new students due to state requirements. Differences in numbers in screenings are primarily due to the paperwork that is submitted by parents/guardians.

Screens	Number Administered	Resulting Referrals
Audiometer Tests	11,864	298
Vision Screening	12,005	389
Oral Screening	12,844	106
<b>2022/23</b>	<b>36,713</b>	<b>793</b>
2021/22	3,325	245
2020/21	723	84
2019/20	38,244	1,092
2018/19	35,768	1,237

**Table 29 - Total Health Related Contacts**

Staff	2018/19	2019/20	2020/21	2021/22	2022/23
School Nurse/CNA/CMA	135,646	123,081	109,866	134,332	154,319
Health Para/Other	173,507	141,287	119,866	167,225	152,269
<b>Totals</b>	<b>309,153</b>	<b>264,368</b>	<b>229,732</b>	<b>301,557</b>	<b>306,588</b>



### **Referrals for Student Wellness K-8**

Connections wellness coordinators work closely with school staff and contracted therapists to identify needs and to match those needs with the appropriate providers. These providers are allowed access to the students while at school during the school day.

**Table 30 - Elementary Student Wellness Referrals by Grade**

<b>Grade</b>	<b>K</b>	<b>1</b>	<b>2</b>	<b>3</b>	<b>4</b>	<b>5</b>	<b>6</b>	<b>7</b>	<b>8</b>	<b>Total</b>
2018/19	6	21	44	36	19	15	41	51	44	277
2019/20	13	24	25	25	10	32	44	63	38	274
2020/21	8	27	23	21	12	25	28	40	32	216
2021/22	4	16	30	31	35	33	45	47	45	286
<b>2022/23</b>	<b>19</b>	<b>15</b>	<b>24</b>	<b>33</b>	<b>35</b>	<b>53</b>	<b>44</b>	<b>48</b>	<b>40</b>	<b>311</b>
<b>Middle School Wellness Referrals</b>										
	<b>Therapy</b>		<b>Evaluation</b>		<b>Groups</b>					
AMS	18		1		9					
BMS	6		0		19					
CMS	22		1		0					
KMS	30		2		4					
NMS	16		1		5					
RMS	17		0		12					

### **High School Student Wellness Referrals**

Contracted therapists provide an in-house point of referral for our social workers and counselors who may be working families and students in need of this type of assistance. Our school based therapy is optional for families and any in-school sessions are scheduled around core instructional periods.

**Table 31 - High School Based Therapist Referrals**

<b>Millard North</b>			<b>Millard South</b>		
<b>Referred</b>	<b>27</b>		<b>Referred</b>	<b>135</b>	
<b>Grade</b>	<b>Male</b>	<b>Female</b>	<b>Grade</b>	<b>Male</b>	<b>Female</b>
<b>9</b>	5	3	<b>9</b>	18	20
<b>10</b>	3	3	<b>10</b>	18	24
<b>11</b>	3	7	<b>11</b>	11	19
<b>12</b>	2	1	<b>12</b>	5	20

<b>Millard West</b>			<b>Horizon High</b>		
<b>Referred</b>	<b>24</b>		<b>Referred</b>	<b>14</b>	
<b>Grade</b>	<b>Male</b>	<b>Female</b>	<b>Grade</b>	<b>Male</b>	<b>Female</b>
<b>9</b>	3	6	<b>9</b>	1	0
<b>10</b>	2	5	<b>10</b>	0	5
<b>11</b>	0	4	<b>11</b>	2	1
<b>12</b>	3	1	<b>12</b>	1	4

**Table 32 - Number of Crisis Team Responses**

The district's crisis team assists staff members working with a crisis situation so they can, in turn, support students and other staff members in coping with loss. The Millard Crisis Team also implements postvention plans to assist teachers, students, and parents in coping with aftermath of loss.

Response Type	2018/19	2019/20	2020/21	2021/22	2022/23
Student Death	4	8	8	2	3
Staff Death	1	1	3	3	2

**Table 33 - Suicide Interventions**

Counselors and school psychologists identify and intervene with students who are considered to be at-risk and require crisis intervention. Following departmental guidelines, Student Services staff, as well as other building personnel, identify students who are potentially suicidal.

Level	2018/19	2019/20	2020/21	2021/22	2022/23
Elementary	38	19	26	34	29
Middle School	78	98	60	86	90
High School	80	74	36	96	93
<b>Totals</b>	196	191	122	216	212

**Table 34 - Child Abuse and Neglect Reports**

Level	2018/19	2019/20	2020/21	2021/22	2022/23
Elementary	104	110	94	145	127
Middle School	54	69	83	59	76
High School	48	50	44	67	61
<b>Totals</b>	206	229	221	271	264

## **COUNSELING & SOCIAL WORK**

At the beginning of the 2012/13 school year our school counselors began documenting their individual contacts with students. After the visit, the counselors document the visit in our student information system using a variety of categories or “contact types”.

**Table 35- Total Counseling Contacts**

<b>Total Counseling Contacts</b>	
<b>2022/23</b>	<b>52,840</b>
2021/22	77,255
2020/21	45,617
2019/20	56,657
2018/19	61,130

**Table 36 - Counseling Contact Types**

<b>Top 5 Contact Types/Reasons</b>	<b>2018/19</b>	<b>2019/20</b>	<b>2020/21</b>	<b>2021/22</b>
Personal and Social	17,557	16,329	9,033	12,880
Academic Planning	13,204	11,535	9,612	23,123
Group Participation	5,021	3,773	3,462	4,346
Academic Progress	6,089	8,504	5,746	6,398
Peer Related Concerns	4,559	3,352	1,677	3,579
Other	2,670	2,264	1,989	11,313

<b>Top 5 Contact Types/Reasons</b>	<b>*2022/23</b>
Personal and Social	<b>20,036</b>
Academic Intervention & Planning	<b>17,110</b>
Behavior Intervention & Planning	<b>3,375</b>
Family Assistance Provided	<b>2,491</b>
Attendance	<b>1,227</b>
Other	<b>3,442</b>

\* Contact Types were adjusted in 2022/23

**Table 37 - Total Social Worker Contacts**

<b>Total Social Worker Contacts</b>	
<b>2022/23</b>	<b>30,516</b>
2021/22	22,262
2020/21	22,319
2019/20	17,440
2018/19	20,907

**Table 38 - Social Worker Contact Types**

<b>Top 5 Contact Types/Reasons</b>	<b>2018/19</b>	<b>2019/20</b>	<b>2020/21</b>	<b>2021/22</b>
Attendance	7,175	5,208	4,767	4,422
Personal and Social	3,643	3,213	2,636	3,013
Family Related Concerns	731	680	442	337
Academic Progress	316	655	257	238
Academic Planning	828	828	934	608

<b>Top 5 Contact Types/Reasons</b>	<b>*2022/23</b>
Attendance	8,172
Personal and Social	3,919
Family Assistance Provided	12,777
Academic Intervention & Planning	1,085
Agency Contact (non-mental health)	1,524
Mental Health Related Concern	912

\* Contact Types were adjusted in 2022/23

## **SECURITY & EMERGENCY MANAGEMENT**

**Table 39 - Safe2Help Hotline**

A 24-hour, seven-day-a-week hotline is maintained for use by Millard students and parents. Students and parents may call to report on any subject. Starting in the 2013/14 school year Millard Public Schools collaborated with the Boys Town National Hotline for suicide intervention and call services.

<b>Topic</b>	<b>2018/19</b>	<b>2019/20</b>	<b>2020/21</b>	<b>2021/22</b>	<b>2022/23</b>
Suspected Drug/Alcohol Issue	5	20	8	21	<b>15</b>
Guns	6	5	2	2	<b>2</b>
Bullying/Harassment/Discrimination	5	17	15	29	<b>30</b>
School Threat/Threat of Violence/Planned School Attack	3	5	7	15	<b>20</b>
Fight/Planned Fights	1	0	0	5	<b>2</b>
Suicide/Mental Health/Self Harm	33	44	35	30	<b>45</b>
Child Abuse	7	6	3	5	<b>7</b>
Other	11	31	15	27	<b>33</b>
<b>Totals</b>	<b>71</b>	<b>128</b>	<b>85</b>	<b>134</b>	<b>154</b>

**Table 40 - Contracted Security Responses**

In conjunction with our district wide door and building monitoring system, MPS contracts alarm response action with Frontline security. The numbers below represent the total number of responses for the identified school years. These responses occur 24/7 throughout the entire year.

<b>Year</b>	<b>Total Responses</b>
<b>2022/23</b>	<b>243</b>
2021/22	956
2020/21	258
2019/20	194
2018/19	297

**Table 41 - Online Monitoring Reports**

The Online Monitoring Report System monitors all student Gmail and Google Drive accounts. The system alerts designated District and Building administration when a student sends or possesses information containing identified keywords.

<b>Year</b>	<b>Total Reports</b>
<b>2022/23</b>	<b>2,083</b>
2021/22	1,913
2020/21	1,709
2019/20	1,194
2018/19	1,024

**Table 42 - School Resource Officer Report**

The Millard Public Schools deploys ten school resource officers and one drug detection dog. Nine officers are employed through the Omaha Police Department and one deputy is employed by Douglas County Sheriff's Office. The schools that host resource officers are listed in the table below. The resource officers are required to provide monthly duty reports which are also summarized in the table

Action Taken	AMS	BMS	CMS	KMS	NMS	RMS	NHS	SHS	WHS	HHS
<b>Arrests:</b>										
Felony	0	0	0	0	0	0	1	5	1	2
Misdemeanor>18	0	0	0	0	0	0	0	2	1	2
Street Release<18	2	0	5	3	0	0	3	3	6	7
<b>Property Recovered:</b>										
Miscellaneous	4	0	0	0	0	0	0	0	0	0
Money	\$0	\$0	\$0	\$0	\$0	\$0	\$0	\$0	\$0	\$0
Firearms	0	0	0	0	0	0	0	0	0	0
Knives	1	0	0	0	0	0	0	0	0	0
Other	2	0	0	0	0	0	0	0	0	0
<b>Assistance:</b>										
Assist Other Agency	0	2	0	0	14	1	9	42	21	3
Assist Patrol Unit	0	3	7	0	9	1	10	42	14	5
Security/Staff Asst.	342	237	238	48	192	169	1292	140	63	71
<b>Classroom Instruction:</b>										
# of Hours	13	15	3	12.5	1	0.25	3	1	32	12
# of Students	336	310	65	308	22	40	50	20	263	207
# of Classes	14	15	3	14	1	1	2	1	22	14
<b>Conferences:</b>										
Student: Voluntary	847	548	230	400	249	267	26	142	197	189
Student: Called In	86	76	49	49	50	21	19	60	8	56
Parent: Voluntary	18	90	9	12	14	5	12	66	8	14
Parent: Called In	23	9	13	28	33	10	6	34	8	7
Threat Assessments	18	0	0	0	0	0	3	6	0	9
<b>Miscellaneous:</b>										
Reports	13	7	17	45	186	5	29	72	40	10
FO Cards	1	0	0	0	0	0	4	9	0	0
Meetings, In-service, Etc.	15	3	12	12	2	13	29	120	27	16
LEP Contacts	2	0	0	0	0	0	0	0	0	0
Referred to School	0	2	3	32	19	0	18	22	55	13
Referred to Core	5	0	0	0	0	0	0	4	1	0
<b>Canine Use:</b>										
Total District Canine Drug Searches	84									